



ISSN 1675-4344



9 771675 434001

JABATAN PERDANA MENTERI  
JABATAN PERANGKAAAN MALAYSIA

**2022**

**JUN/JUNE**

**PERANGKAAAN GETAH BULANAN**  
**MONTHLY RUBBER STATISTICS**

**JABATAN PERANGKAAAN MALAYSIA**  
DEPARTMENT OF STATISTICS MALAYSIA





JABATAN PERDANA MENTERI  
JABATAN PERANGKAAN MALAYSIA

# JUN 2022

## JUNE 2022

### PERANGKAAN GETAH BULANAN

### MONTHLY RUBBER STATISTICS

#### **Pemakluman**

Jabatan Perangkaan Malaysia (DOSM) sedang menjalankan Survei Pendapatan, Perbelanjaan Isi Rumah dan Kemudahan Asas (HIES/BA) 2022 bermula dari 1 Januari 2022 sehingga 31 Disember 2022 dan Survei Ekonomi Tahunan (AES) 2022 bermula dari 15 April 2022 sehingga 30 September 2022. DOSM amat menghargai kerjasama daripada responden yang terpilih untuk memberikan maklumat kepada DOSM serta menjayakan survei ini. Sila layari [www.dosm.gov.my](http://www.dosm.gov.my) untuk maklumat lanjut.

Penerbitan statistik ekonomi dan sosial iaitu PocketStats yang mengandungi statistik suku tahunan dan tahunan boleh diperoleh dari portal DOSM atau melalui pautan [https://bit.ly/PocketStatsS1\\_2022](https://bit.ly/PocketStatsS1_2022).

Dimaklumkan bahawa Kerajaan Malaysia telah mengisytiharkan Hari Statistik Negara (MyStats Day) pada 20 Oktober setiap tahun. Tema sambutan MyStats Day adalah "Connecting the World with Data We Can Trust".

#### **Announcement**

*The Department of Statistics Malaysia (DOSM) is conducting the Household Income, Expenditure and Basic Amenities Survey (HIES/BA) 2022 from 1st January 2022 until 31st December 2022 and the Annual Economic Survey (AES) 2022 from 15th April 2022 until 30th September 2022. DOSM greatly appreciates the cooperation given by selected respondents by sharing their information with DOSM and making the survey a success. Please visit [www.dosm.gov.my](http://www.dosm.gov.my) for more information.*

*Economic and social statistics publication namely PocketStats which contain quarterly and annual statistics can be obtained from the DOSM portal or via the link [https://bit.ly/PocketStatsQ1\\_2022](https://bit.ly/PocketStatsQ1_2022).*

*Please be informed that the Government of Malaysia has declared National Statistics Day (MyStats Day) on October 20 each year. MyStats Day theme is "Connecting the World with Data We Can Trust".*

**JABATAN PERANGKAAN MALAYSIA**  
DEPARTMENT OF STATISTICS, MALAYSIA

Diterbitkan dan dicetak oleh / *Published and printed by:*

**Jabatan Perangkaan Malaysia**

***Department of Statistics, Malaysia***

Blok C6, Kompleks C,

Pusat Pentadbiran Kerajaan Persekutuan,

62514 Putrajaya,

**MALAYSIA**

Tel. : 03-8885 7000  
Faks : 03-8888 9248  
Portal : <https://www.dosm.gov.my>  
Facebook / Twitter / Instagram : StatsMalaysia  
Emel / *Email* : info@dosm.gov.my (pertanyaan umum / *general enquiries*)  
data@dosm.gov.my (pertanyaan & permintaan data /  
*data request & enquiries*)

Harga / *Price* : RM5.00

Diterbitkan pada Ogos 2022 / *Published on August 2022*

**Hakcipta terpelihara / *All rights reserved.***

Tiada bahagian daripada terbitan ini boleh diterbitkan semula, disimpan untuk pengeluaran atau ditukar dalam apa-apa bentuk atau alat apa jua pun kecuali setelah mendapat kebenaran daripada Jabatan Perangkaan Malaysia.

Pengguna yang mengeluarkan sebarang maklumat dari terbitan ini sama ada yang asal atau diolah semula hendaklah meletakkan kenyataan berikut:

“Sumber : Jabatan Perangkaan Malaysia”.

*No part of this publication may be reproduced or distributed in any form or by any means or stored in data base without the prior written permission from Department of Statistics, Malaysia. Users reproducing content of this publication with or without adaptation should quote the following:*

“Source : *Department of Statistics, Malaysia.*”

**ISSN 1675 - 4344**

## KATA PENGANTAR

Perangkaan Getah Bulanan, Malaysia, Jun 2022 merupakan penerbitan bulanan yang memaparkan statistik pengeluaran, import, eksport, penggunaan domestik, stok, harga, bilangan pekerja, gaji & upah dan produktiviti bagi estet getah berdasarkan Banci Getah Bulanan yang dilaksanakan oleh Jabatan Perangkaan Malaysia. Statistik ini merupakan petunjuk penting untuk dijadikan sebagai input yang bermanfaat kepada penyelidik, agensi kerajaan dan pembuat dasar bagi merancang, memantau serta menilai prestasi industri getah di Malaysia.

Ringkasan penemuan serta jadual statistik yang terperinci turut dimuatkan dalam penerbitan ini manakala aspek teknikal seperti skop & liputan, konsep dan definisi dinyatakan dalam nota teknikal bagi membantu pengguna memahami statistik yang diterbitkan.

Jabatan merakamkan setinggi-tinggi penghargaan atas kerjasama yang diberikan oleh responden dan juga semua pihak yang telah terlibat dalam penyediaan penerbitan ini. Setiap maklum balas dan cadangan penambahbaikan penerbitan pada masa akan datang amat dihargai.

**DATO' SRI DR. MOHD UZIR MAHIDIN**

Ketua Perangkawan Malaysia

Ogos 2022

## **PREFACE**

*Monthly Rubber Statistics, Malaysia, June 2022 is a monthly publication that shows statistics on production, imports, exports, domestic consumption, stocks, prices, number of employees, salaries & wages and productivity of rubber estates based on Monthly Rubber Census conducted by the Department of Statistics Malaysia. These statistics are important indicators as invaluable inputs to researches, government agencies and policy makers in planning, monitoring and evaluating the performance of rubber industry in Malaysia.*

*Summary of findings and detailed statistical tables are also included in this publication while the technical aspects on scope & coverage, concepts and definitions are stated in the technical notes to assist users to understand the published statistics.*

*The Department gratefully acknowledges the cooperation rendered by the respondents as well as all parties involved in the preparation of this publication. Every feedback and suggestion towards improving future publication is highly appreciated.*

**DATO' SRI DR. MOHD UZIR MAHIDIN**

*Chief Statistician Malaysia*

*August 2022*

# KANDUNGAN

## CONTENTS

	<b>Muka surat</b> <i>Page</i>
<b>Kata pengantar</b> <i>Preface</i>	i
<b>Senarai jadual statistik</b> <i>List of statistical tables</i>	iv
<b>Kalendar awalan keluaran 2021/2022</b> <i>Advance release calendar 2021/2022</i>	v
<b>Infografik</b> <i>Infographics</i>	viii
<b>Pengeluaran getah asli mengikut negara pengeluar, 2018-2022</b> <i>Production of natural rubber by producing countries, 2018-2022</i>	xii
<b>Perangkaan getah mengikut negara pengeluar, Jun 2022</b> <i>Rubber statistics by producing countries, June 2022</i>	xii
<b>Perangkaan utama getah, Malaysia, Jun 2022</b> <i>Principal statistics of rubber, Malaysia, June 2022</i>	xvi
<b>Pengeluaran, eksport, import, penggunaan domestik dan stok bulanan bagi getah asli 2021/2022</b> <i>Monthly production, exports, imports, domestic consumption and stocks of natural rubber 2021/2022</i>	xvi
<b>Ringkasan penemuan</b> <i>Summary of findings</i>	1
<b>Jadual statistik</b> <i>Statistical tables</i>	15
<b>Jadual statistik suku tahun</b> <i>Quarterly statistical tables</i>	31
<b>Nota Teknikal</b> <i>Technical notes</i>	37

# SENARAI JADUAL STATISTIK

## LIST OF STATISTICAL TABLES

Jadual Tables		Muka surat Page
1	<b>Penawaran dan permintaan getah asli</b> <i>Supply and demand of natural rubber</i>	15
2	<b>Pengeluaran getah asli mengikut hak milik</b> <i>Production of natural rubber by ownership</i>	16
3	<b>Eksport getah asli mengikut jenis terpilih</b> <i>Exports of natural rubber by selected type</i>	17
4	<b>Eksport getah asli mengikut negara yang dituju</b> <i>Exports of natural rubber by country of destination</i>	18
5	<b>Eksport Getah Mutu Malaysia (G.M.M.) mengikut gred</b> <i>Exports of Standard Malaysian Rubber (S.M.R.) by grade</i>	20
6	<b>Import getah asli mengikut jenis terpilih</b> <i>Imports of natural rubber by selected type</i>	21
7	<b>Import getah asli mengikut negara asal</b> <i>Imports of natural rubber by country of origin</i>	22
8	<b>Stok getah asli pada akhir bulan mengikut banci</b> <i>Stocks of natural rubber held at the end of the month by census</i>	23
9	<b>Pengeluaran dan stok lateks pekat</b> <i>Production and stocks of Concentrated Latex</i>	23
10	<b>Penggunaan domestik getah asli mengikut industri</b> <i>Domestic consumption of natural rubber by industry</i>	24
11	<b>Harga purata bulanan bagi getah asli</b> <i>Average monthly price of natural rubber</i>	25
12	<b>Guna tenaga dan gaji &amp; upah dibayar mengikut kategori pekerja di estet getah</b> <i>Employment and salaries &amp; wages paid in rubber estates by category of workers</i>	26
13	<b>Produktiviti pengeluaran dan penoreh bagi estet getah</b> <i>Productivity of production and tappers in rubber estates</i>	27
14	<b>Pengeluaran, keluasan ditoreh dan purata bilangan hari menoreh bagi estet getah mengikut negeri</b> <i>Production, tapped area and average number of tapping days in rubber estates by states</i>	28
15	<b>Penawaran dan permintaan getah asli mengikut suku tahun</b> <i>Supply and demand of natural rubber by quarter</i>	30
16	<b>Eksport getah asli mengikut negara yang dituju mengikut suku tahun</b> <i>Exports of natural rubber by country of destination by quarter</i>	31
17	<b>Import getah asli mengikut negara asal mengikut suku tahun</b> <i>Imports of natural rubber by country of origin by quarter</i>	32
18	<b>Penggunaan domestik getah asli mengikut industry mengikut suku tahun</b> <i>Domestic consumption of natural rubber by industry quarterly</i>	33



# KALENDAR AWALAN KELUARAN 2021/2022

## ADVANCE RELEASE CALENDAR 2021/2022

<p>Tarikh Keluaran Release Date</p> <p>• <b>14.01.2022</b></p> <p><b>November</b> November 2021</p>	<p>Tarikh Keluaran Release Date</p> <p>• <b>10.02.2022</b></p> <p><b>Disember</b> December 2021</p>	<p>Tarikh Keluaran Release Date</p> <p>• <b>15.03.2022</b></p> <p><b>Januari</b> January 2022</p>
<p>Tarikh Keluaran Release Date</p> <p>• <b>15.04.2022</b></p> <p><b>Februari</b> February 2022</p>	<p>Tarikh Keluaran Release Date</p> <p>• <b>11.05.2022</b></p> <p><b>Mac</b> March 2022</p>	<p>Tarikh Keluaran Release Date</p> <p>• <b>15.06.2022</b></p> <p><b>April</b> April 2022</p>
<p>Tarikh Keluaran Release Date</p> <p>• <b>15.07.2022</b></p> <p><b>Mei</b> May 2022</p>	<p>Tarikh Keluaran Release Date</p> <p>• <b>10.08.2022</b></p> <p><b>Jun</b> June 2022</p>	<p>Tarikh Keluaran Release Date</p> <p>• <b>14.09.2022</b></p> <p><b>Julai</b> July 2022</p>
<p>Tarikh Keluaran Release Date</p> <p>• <b>14.10.2022</b></p> <p><b>Ogos</b> August 2022</p>	<p>Tarikh Keluaran Release Date</p> <p>• <b>9.11.2022</b></p> <p><b>September</b> September 2022</p>	<p>Tarikh Keluaran Release Date</p> <p>• <b>14.12.2022</b></p> <p><b>Oktober</b> October 2022</p>



**INFOGRAFIK**  
*INFOGRAPHICS*





JABATAN PERDANA MENTERI  
JABATAN PERANGKAIAN MALAYSIA



### PENGELUARAN GETAH ASLI ↑ 48.9%

21,073 tan metrik




Mei 2022

31,369 tan metrik



Jun 2022<sup>P</sup>

## PERANGKAIAN GETAH BULANAN JUN 2022



### HARGA PURATA (sen/kg)

↑ 1.2%

G.M.M. 20

Jun 2022 : 710.29

Mei 2022 : 701.86

↓ 5.7%

Lateks Pekat

Jun 2022 : 632.69

Mei 2022 : 670.69

### PENGGUNAAN DOMESTIK

Jun 2022<sup>P</sup> : 35,602 tan metrik

Mei 2022 : 36,985 tan metrik

↓ 3.7%

### STOK

Jun 2022<sup>P</sup> : 280,826 tan metrik

Mei 2022 : 289,429 tan metrik

↓ 3.0%



### Sarung tangan

Jun 2022<sup>P</sup> :

26,328 tan metrik

Mei 2022 :

27,840 tan metrik

### Benang getah

Jun 2022<sup>P</sup> :

3,037 tan metrik

Mei 2022 :

2,978 tan metrik

### Tayar & Tiub

Jun 2022<sup>P</sup> :

2,505 tan metrik

Mei 2022 :

2,684 tan metrik

### Lain-lain

Jun 2022<sup>P</sup> :

3,731 tan metrik

Mei 2022 :

3,482 tan metrik

### IMPORT

Jun 2022<sup>P</sup> : 89,265 tan metrik

Sumbangan tiga negara tertinggi  
67.0%



6.9%

FILIPINA



53.7%

THAILAND



6.4%

MYANMAR

### EKSPORT

Jun 2022<sup>P</sup> : 58,556 tan metrik

Sumbangan tiga negara tertinggi  
50.9%



5.8%

AMERIKA SYARIKAT



39.8%

P.R. CHINA



5.3%

JERMAN

<sup>P</sup> Awalan

Sumber: Perangkaan Getah Bulanan Jun 2022, Jabatan Perangkaan Malaysia (DOSM)



PRIME MINISTER'S DEPARTMENT  
DEPARTMENT OF STATISTICS MALAYSIA



## PRODUCTION of NATURAL RUBBER ↑ 48.9%

21,073 tonnes



May 2022

31,369 tonnes



June 2022<sup>P</sup>



# MONTHLY RUBBER STATISTICS JUNE 2022

## AVERAGE PRICE (sen/kg)

↑ 1.2%

S.M.R. 20

June 2022 : 710.29

May 2022 : 701.86

↓ 5.7%

Concentrate Latex

Jun 2022 : 632.69

May 2022 : 670.69

## DOMESTIC CONSUMPTION

June 2022<sup>P</sup> : 35,602 tonnes

May 2022 : 36,985 tonnes

↓ 3.7%

## STOCKS

June 2022<sup>P</sup> : 280,826 tonnes

May 2022 : 289,429 tonnes

↓ 3.0%



## Rubber gloves

June 2022<sup>P</sup> : 26,328 tonnes

May 2022: 27,840 tonnes

## Rubber thread

June 2022<sup>P</sup> : 3,037 tonnes

May 2022: 2,978 tonnes

## Tyres & Tube

June 2022<sup>P</sup> : 2,505 tonnes

May 2022: 2,684 tonnes

## Others

June 2022<sup>P</sup> : 3,731 tonnes

May 2022: 3,482 tonnes

## IMPORTS

June 2022<sup>P</sup> : 89,265 tonnes

Share of  
top three countries  
67.0%



## EXPORTS

June 2022<sup>P</sup> : 58,556 tonnes

Share of  
top three countries  
50.9%



<sup>P</sup> Preliminary

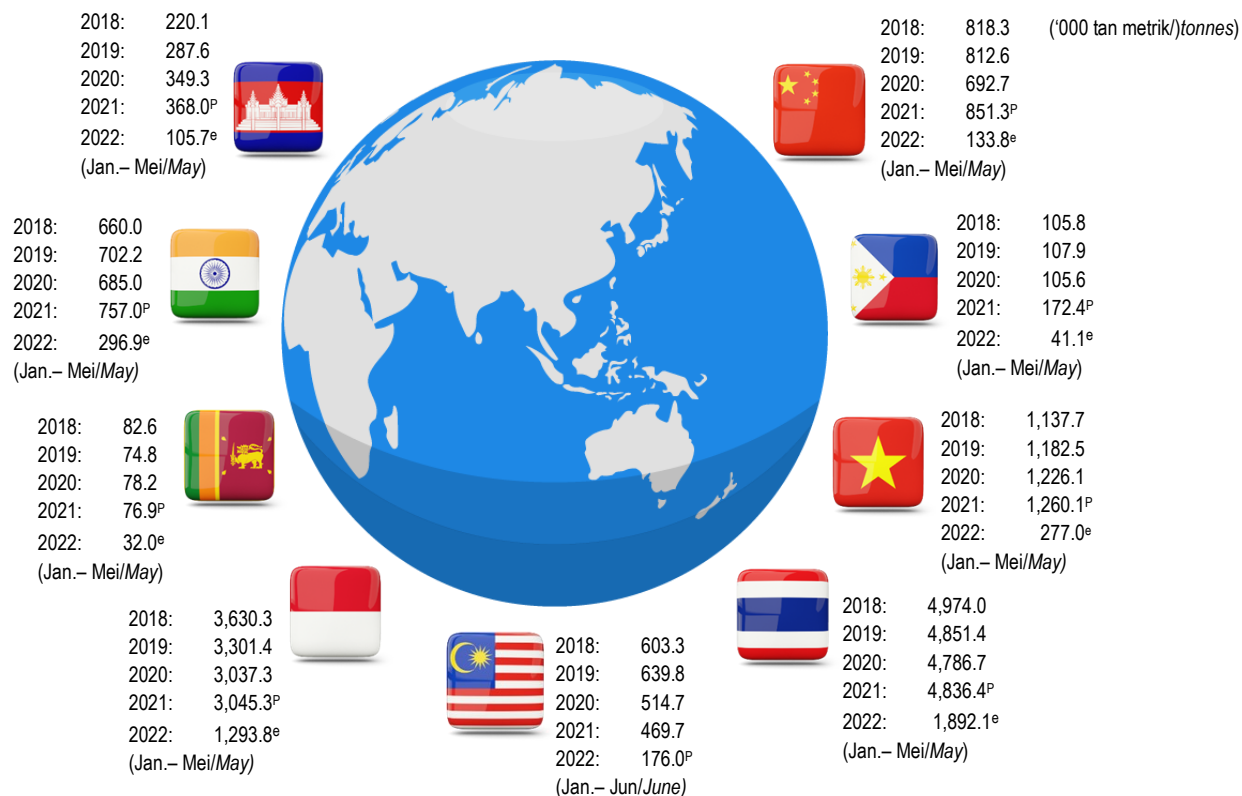
Source: Monthly Rubber Statistics June 2022, Department of Statistics Malaysia (DOSM)

A teal-colored folder graphic with a white interior. The folder has a tab on the left side and four smaller tabs on the top edge. The text is centered within the white area.

**NEGARA PENGELUAR GETAH ASLI**  
*PRODUCING COUNTRIES OF*  
*NATURAL RUBBER*



## PENGELUARAN GETAH ASLI MENGIKUT NEGARA PENGELUAR\*, 2018-2022 PRODUCTION OF NATURAL RUBBER BY PRODUCING COUNTRIES\*, 2018-2022



Nota/Notes:

\* Association of Natural Rubber Producing Countries (ANRPC)

<sup>P</sup>: Awalan/Provisional

<sup>e</sup>: Anggaran / Estimate

Sumber: Kementerian Perusahaan Perladangan dan Komoditi

Source: Ministry of Plantation Industries and Commodities

## PERANGKAPAN GETAH MENGIKUT NEGARA PENGELUAR\*, JUN 2022 RUBBER STATISTICS BY PRODUCING COUNTRIES\*, JUNE 2022

('000 tan metrik/tonnes)

Negara Country	Pengeluaran Production	Penggunaan Consumption	Eksport Export
Cambodia**	27.7 <sup>e</sup>	-	26.8 <sup>e</sup>
P.R.China**	79.7 <sup>e</sup>	489.0 <sup>e</sup>	3.2 <sup>e</sup>
India**	37.4 <sup>e</sup>	96.1 <sup>e</sup>	1.5 <sup>e</sup>
Indonesia**	237.4 <sup>e</sup>	46.1 <sup>e</sup>	189.6 <sup>e</sup>
Malaysia	31.4 <sup>P</sup>	35.6 <sup>P</sup>	58.6 <sup>P</sup>
Philippines**	11.0 <sup>e</sup>	3.3 <sup>e</sup>	21.2 <sup>e</sup>
Sri Lanka**	6.5 <sup>e</sup>	8.0 <sup>e</sup>	1.2 <sup>e</sup>
Thailand**	334.5 <sup>e</sup>	71.0 <sup>e</sup>	330.5 <sup>e</sup>
Vietnam**	90.0 <sup>e</sup>	33.0 <sup>e</sup>	90.8 <sup>e</sup>

Nota/Notes:

\* Association of Natural Rubber Producing Countries (ANRPC)

<sup>P</sup>: Awalan / Provisional

<sup>e</sup>: Anggaran / Estimate

\*\* Data untuk bulan Mei 2022 / Data for May 2022

Sumber: Kementerian Perusahaan Perladangan dan Komoditi

Source: Ministry of Plantation Industries and Commodities



**Muka surat ini sengaja dibiarkan kosong**  
*This page is deliberately left blank*



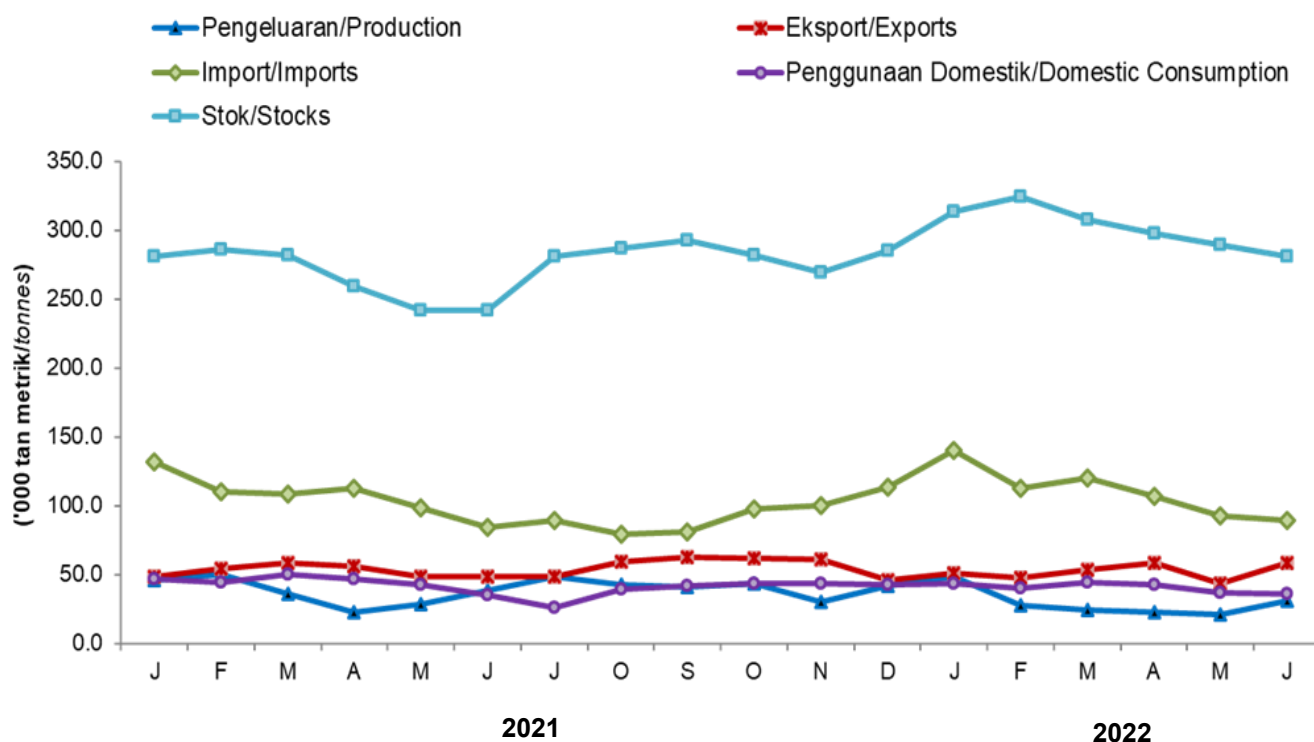
**PERANGKAAAN UTAMA GETAH**  
*PRINCIPAL STATISTICS OF RUBBER*



**PERANGKAAAN UTAMA GETAH, MALAYSIA, JUN 2022**  
**PRINCIPAL STATISTICS OF RUBBER, MALAYSIA, JUNE 2022**

Perangkaan Utama <i>Principal Statistics</i>	Jun <i>June</i> 2021	Mei <i>May</i> 2022	Jun <i>June</i> 2022	Perubahan bulan ke bulan Jun 2022/Mei 2022 <i>Change month-on-month June 2022/May 2022</i> (%)	Perubahan tahun ke tahun Jun 2022/Jun 2021 <i>Change year-on-year June 2022/June 2021</i> (%)
<b>Pengeluaran / Production</b> (tan metrik / tonnes)	38,807	21,073	31,369	48.9	-19.2
<b>Eksport / Exports</b> (tan metrik / tonnes)	48,589	43,194	58,556	35.6	20.5
<b>Import / Imports</b> (tan metrik / tonnes)	84,247	92,384	89,265	-3.4	6.0
<b>Penggunaan domestik</b> <i>Domestic consumption</i> (tan metrik / tonnes)	34,820	36,985	35,602	-3.7	2.2
<b>Stok akhir / Closing stocks</b> (tan metrik / tonnes)	242,072	289,429	280,826	-3.0	16.0
<b>Bil. pekerja bergaji (estet)</b> <i>Number of paid workers</i> (estate)	8,347	8,599	8,255	-4.0	-1.1
<b>Gaji &amp; upah (RM'000) (estet)</b> <i>Salaries &amp; wages (RM'000)</i> (estate)	13,859	14,807	15,201	2.7	9.7

**PENGELUARAN, EKSPORT, IMPORT, PENGGUNAAN DOMESTIK DAN  
STOK BULANAN BAGI GETAH ASLI 2021/2022**  
**MONTHLY PRODUCTION, EXPORTS, IMPORTS, DOMESTIC CONSUMPTION AND  
STOCK OF NATURAL RUBBER 2021/2022**



**Muka surat ini sengaja dibiarkan kosong**  
*This page is deliberately left blank*



**RINGKASAN PENEMUAN**  
*SUMMARY OF FINDINGS*

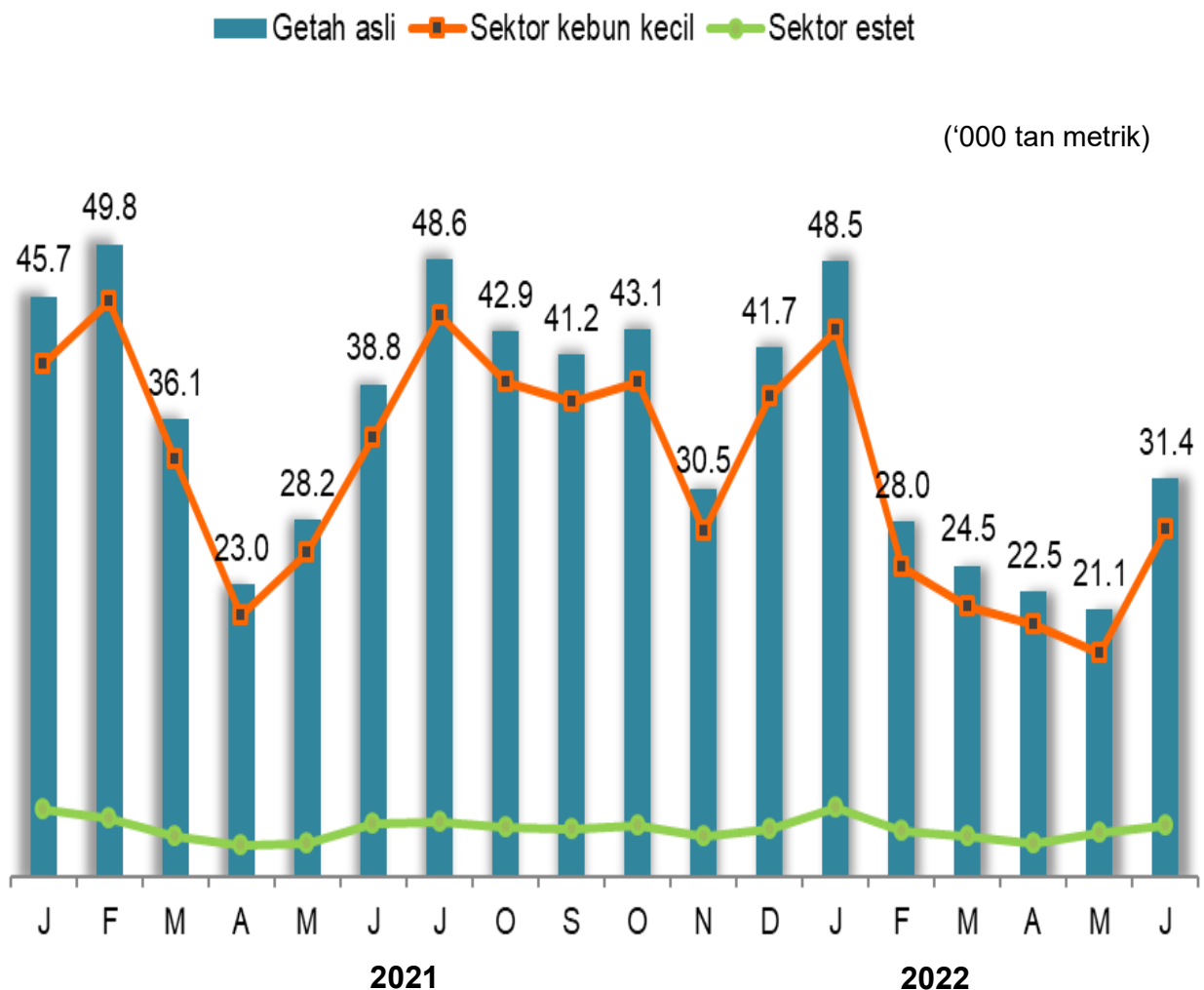


## PERANGKAAAN GETAH BULANAN MALAYSIA, JUN 2022<sup>#</sup>

### 1. PENGELUARAN

Pengeluaran getah asli Malaysia pada Jun 2022 berjumlah 31,369 tan metrik, menurun sebanyak 19.2 peratus berbanding 38,807 tan metrik pada Jun 2021 namun mencatatkan peningkatan sebanyak 48.9 peratus dari bulan sebelumnya. Sektor kebun kecil merupakan penyumbang utama pengeluaran getah asli iaitu 87.2 peratus. Pengeluaran sektor kebun kecil menurun sebanyak 21.0 peratus dan pengeluaran di estet juga turut mencatatkan penurunan sebanyak 4.5 peratus berbanding Jun 2021.

Carta 1: Pengeluaran getah bulanan di estet dan kebun kecil



Nota #:

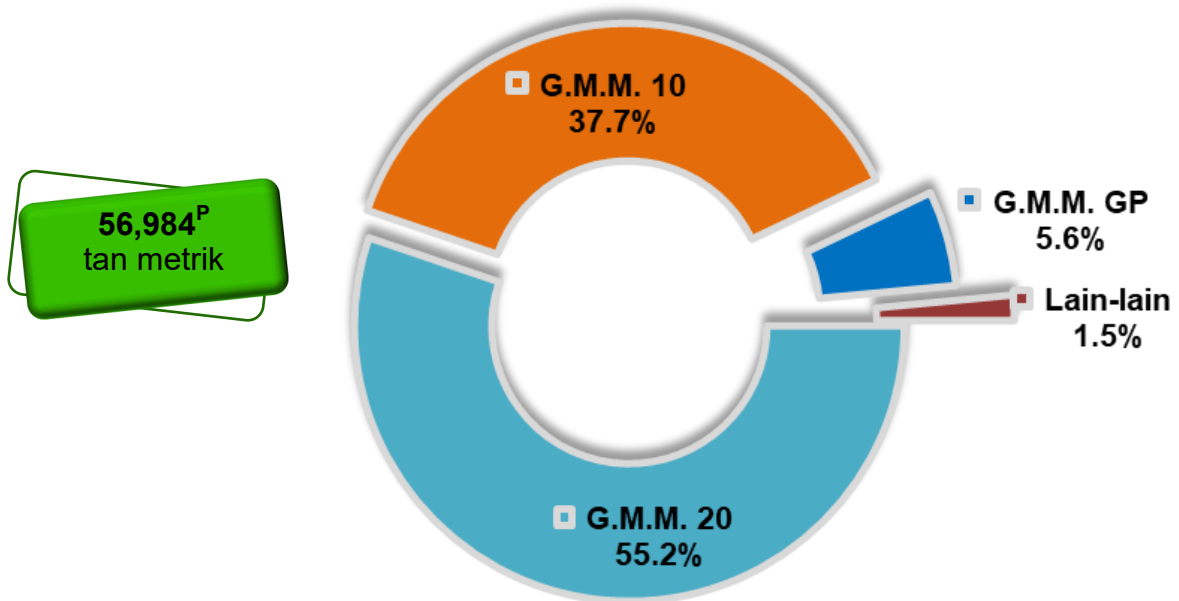
1. Laporan ini boleh diperolehi daripada portal Jabatan Perangkaan Malaysia (<https://www.dosm.gov.my>) di bawah ruangan: **Siaran Terkini**.
2. Data bagi bulan Jun 2022 merupakan data **awalan**. Data ini akan dikemas kini berdasarkan data terkini yang diperolehi dan akan diterbitkan dalam penerbitan Julai 2022.



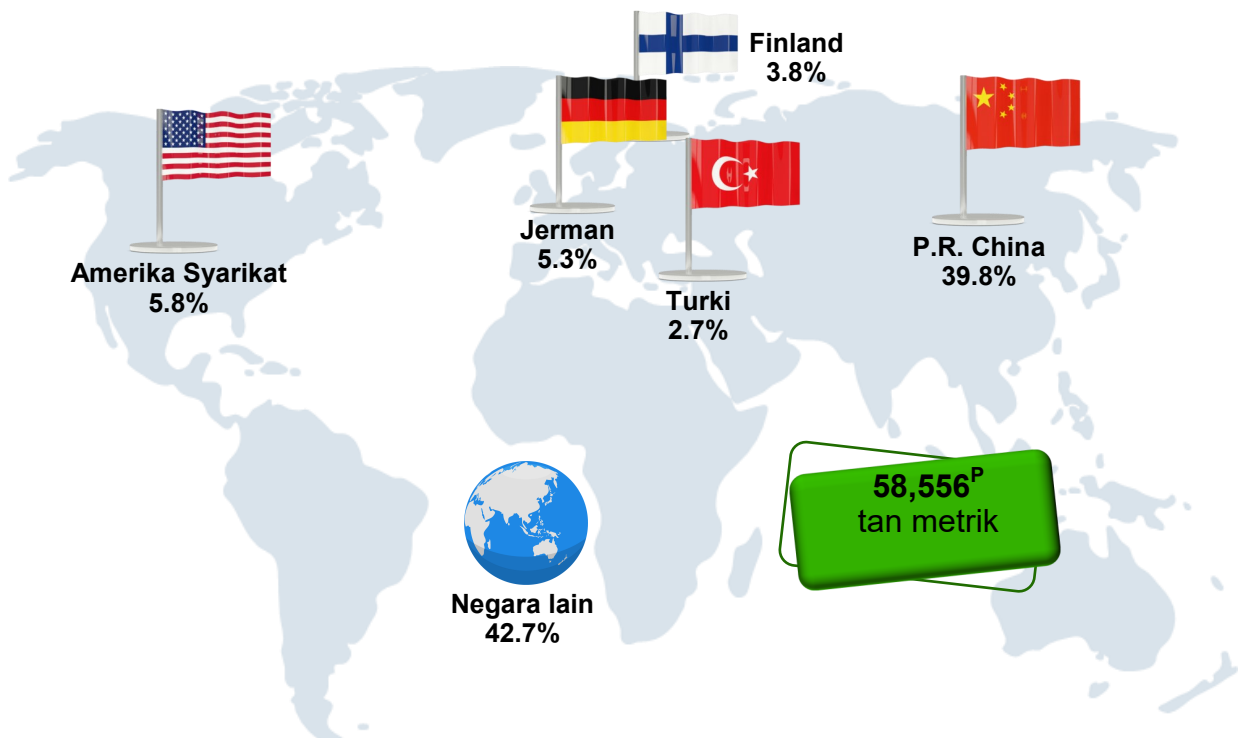
## 2. EKSPORT

Eksport getah asli pada Jun 2022 adalah 58,556 tan metrik, meningkat 20.5 peratus dari 48,589 tan metrik pada bulan yang sama tahun sebelumnya dan turut menunjukkan peningkatan 35.6 peratus berbanding 43,194 tan metrik pada Mei 2022. Getah Mutu Malaysia (G.M.M.) menyumbang 97.3 peratus daripada jumlah eksport getah asli dimana G.M.M. 20 merupakan eksport tertinggi iaitu 31,427 tan metrik (55.2%) seperti di Carta 2.

**Carta 2: Eksport Getah Mutu Malaysia (G.M.M) mengikut gred, Jun 2022**



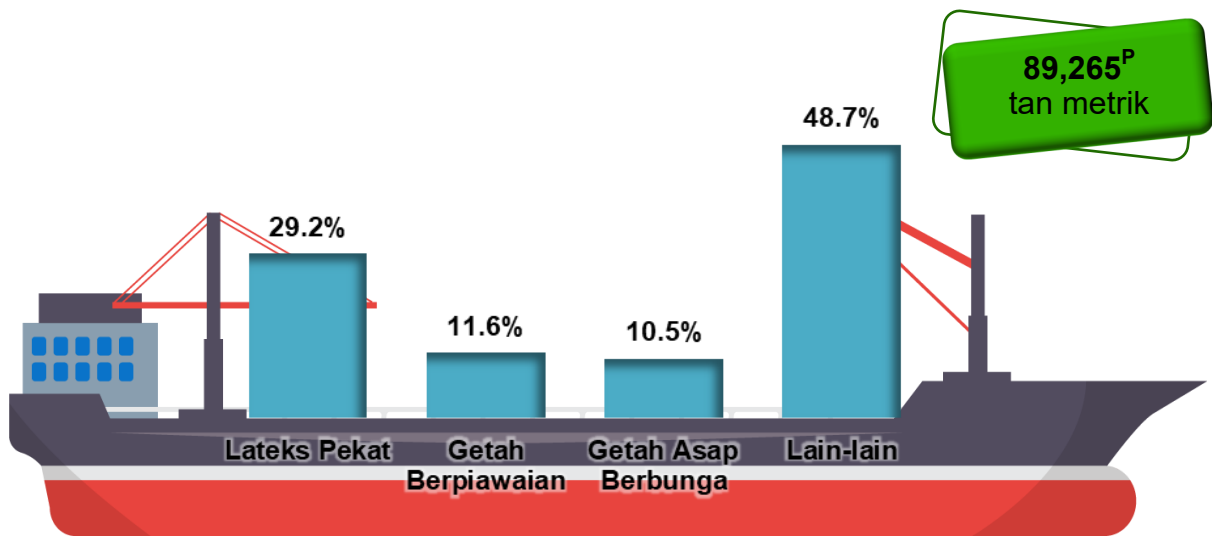
**Carta 3: Destinasi utama eksport getah asli, Jun 2022**



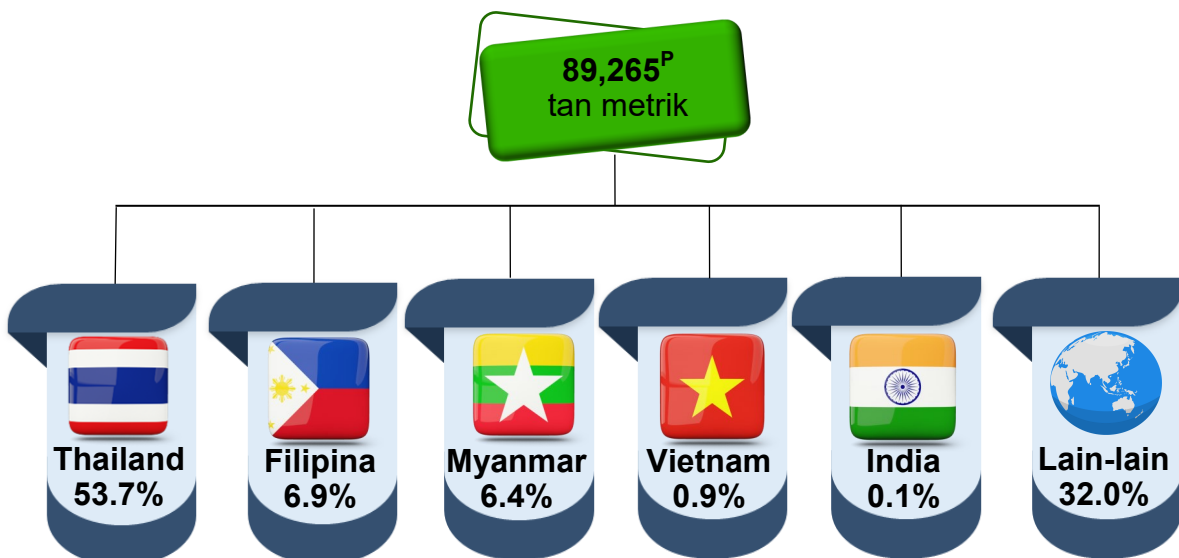
### 3. IMPORT

Import getah asli pada Jun 2022 adalah 89,265 tan metrik berbanding 84,247 tan metrik pada Jun 2021, meningkat sebanyak 6.0 peratus. Perbandingan bulan ke bulan pula menunjukkan penurunan sebanyak 3.4 peratus. Jenis getah asli utama yang diimport adalah Lateks Pekat (26,070 tan metrik) dan Getah Berpiawaian (10,383 tan metrik). Getah asli diimport terutamanya dari Thailand berjumlah 47,898 tan metrik.

**Carta 4: Import getah asli mengikut jenis, Jun 2022**



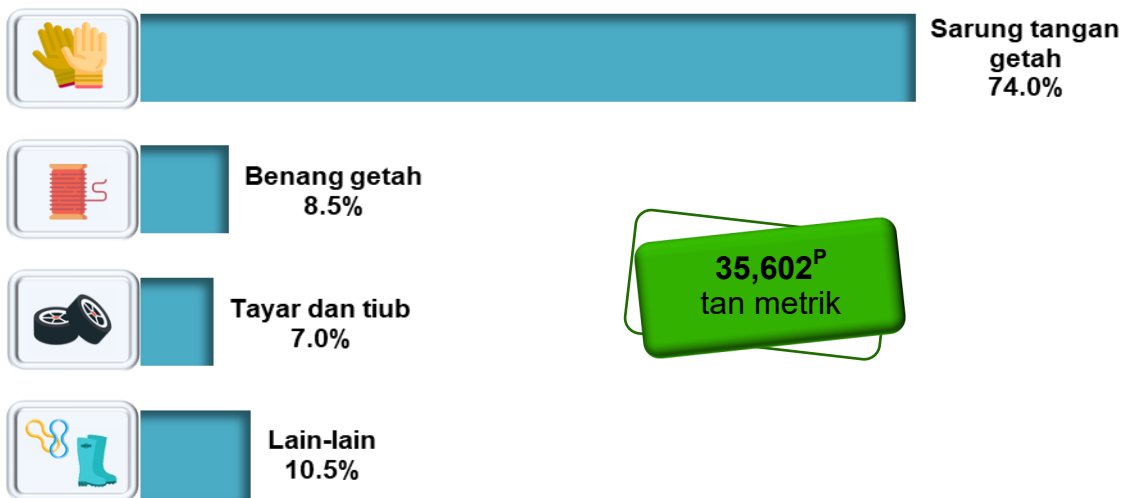
**Carta 5: Import getah asli dari negara utama, Jun 2022**



#### 4. PENGGUNAAN DOMESTIK

Penggunaan domestik getah asli pada Jun 2022 ialah 35,602 tan metrik, meningkat 2.2 peratus berbanding 34,820 tan metrik pada Jun 2021. Perbandingan bulan ke bulan pula menunjukkan penurunan 3.7 peratus berbanding 36,985 tan metrik pada bulan sebelumnya. Industri sarung tangan getah merupakan industri utama bagi penggunaan getah asli iaitu 26,328 tan metrik (74.0%).


**Carta 6: Penggunaan domestik getah asli mengikut produk, Jun 2022**



#### 5. STOK

Stok getah asli meningkat 16.0 peratus pada Jun 2022 kepada 280,826 tan metrik berbanding 242,072 tan metrik yang dicatatkan pada Jun 2021. Perbandingan bulan ke bulan pula menunjukkan stok menurun sebanyak 3.0 peratus.

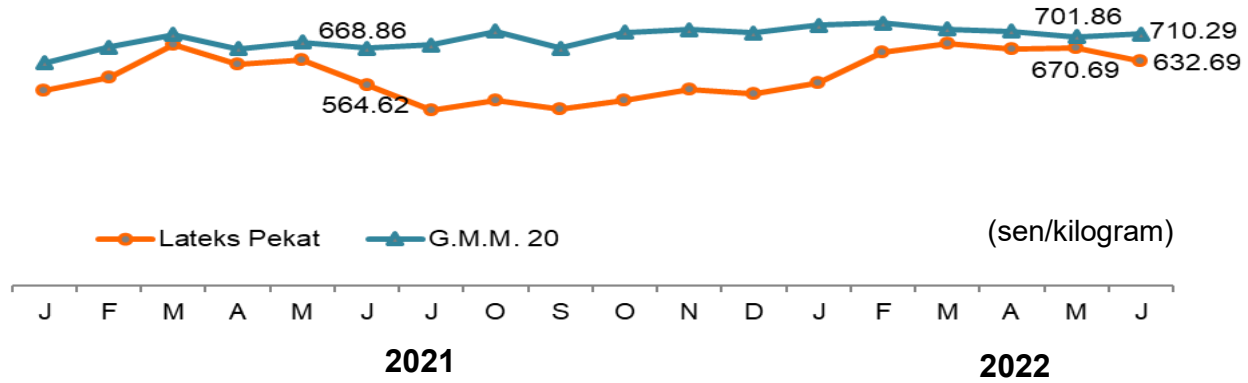
**Carta 7: Stok getah asli pada akhir bulan Jun 2022**



**6. HARGA PURATA BULANAN SEKILOGRAM (Sebut Harga Pada Waktu Tengah Hari - “F.O.B.”)**

Harga purata bulanan G.M.M. 20 pada Jun 2022 adalah 710.29 sen sekilogram, meningkat 6.2 peratus berbanding 668.86 sen sekilogram pada Jun 2021 serta turut menunjukkan peningkatan 1.2 peratus berbanding 701.86 sen sekilogram pada bulan sebelumnya. Harga purata bulanan bagi Lateks Pekat pada Jun 2022 adalah 632.69 sen sekilogram, meningkat 12.1 peratus dari 564.62 sen sekilogram pada bulan yang sama tahun lalu namun mencatatkan penurunan 5.7 peratus berbanding 670.69 sen sekilogram pada Mei 2022.

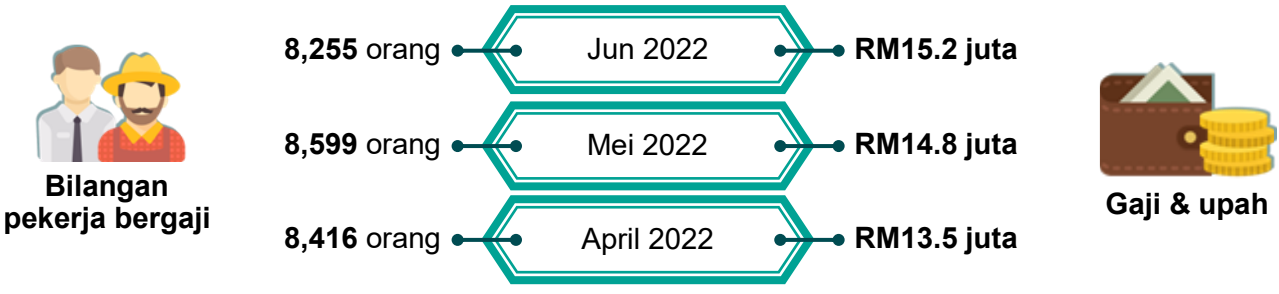
**Carta 8: Harga purata bulanan (sebut harga pada waktu tengah hari “F.O.B”) bagi G.M.M. 20 dan Lateks Pekat**



**7. GUNA TENAGA DI ESTET**

Seramai 8,255 pekerja bergaji direkodkan pada akhir Jun 2022 dengan penurunan sebanyak 1.1 peratus dari Jun 2021 dan turut menunjukkan penurunan 4.0 peratus (8,599 pekerja bergaji) berbanding bulan sebelumnya. Gaji & upah meningkat 9.7 peratus kepada RM15.2 juta dari RM13.9 juta pada Jun 2021, manakala perbandingan bulan ke bulan pula menunjukkan trend yang sama iaitu peningkatan sebanyak 2.7 peratus.

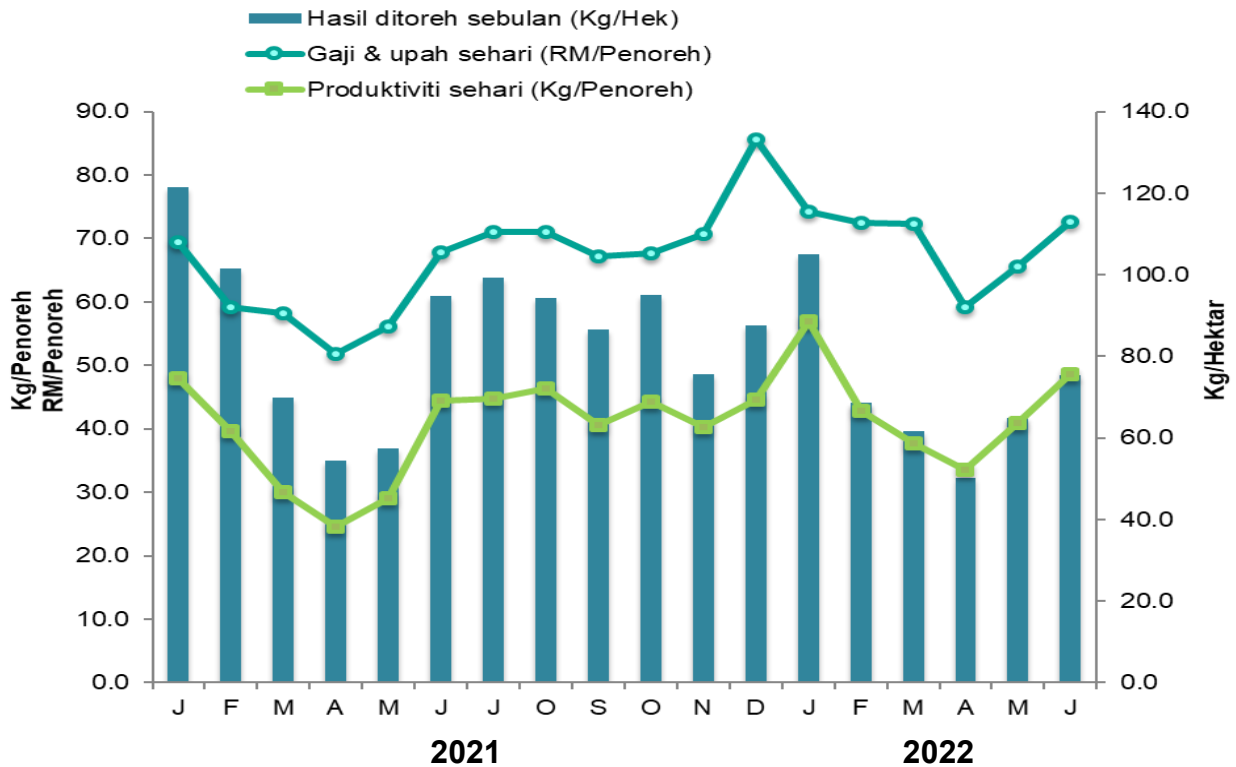
**Carta 9: Bilangan pekerja dan jumlah gaji & upah, Jun 2022**



## 8. PRODUKTIVITI DI ESTET

Produktiviti pengeluaran getah asli di estet adalah 75.4 kilogram sehektar pada Jun 2022, menurun sebanyak 20.4 peratus berbanding Jun 2021. Perbandingan bulan ke bulan pula menunjukkan produktiviti meningkat sebanyak 16.2 peratus dari 64.9 kilogram sehektar.

**Carta 10: Produktiviti hasil ditoreh bulanan dan produktiviti penoreh sehari**



## 9. PRESTASI SUKU TAHUNAN

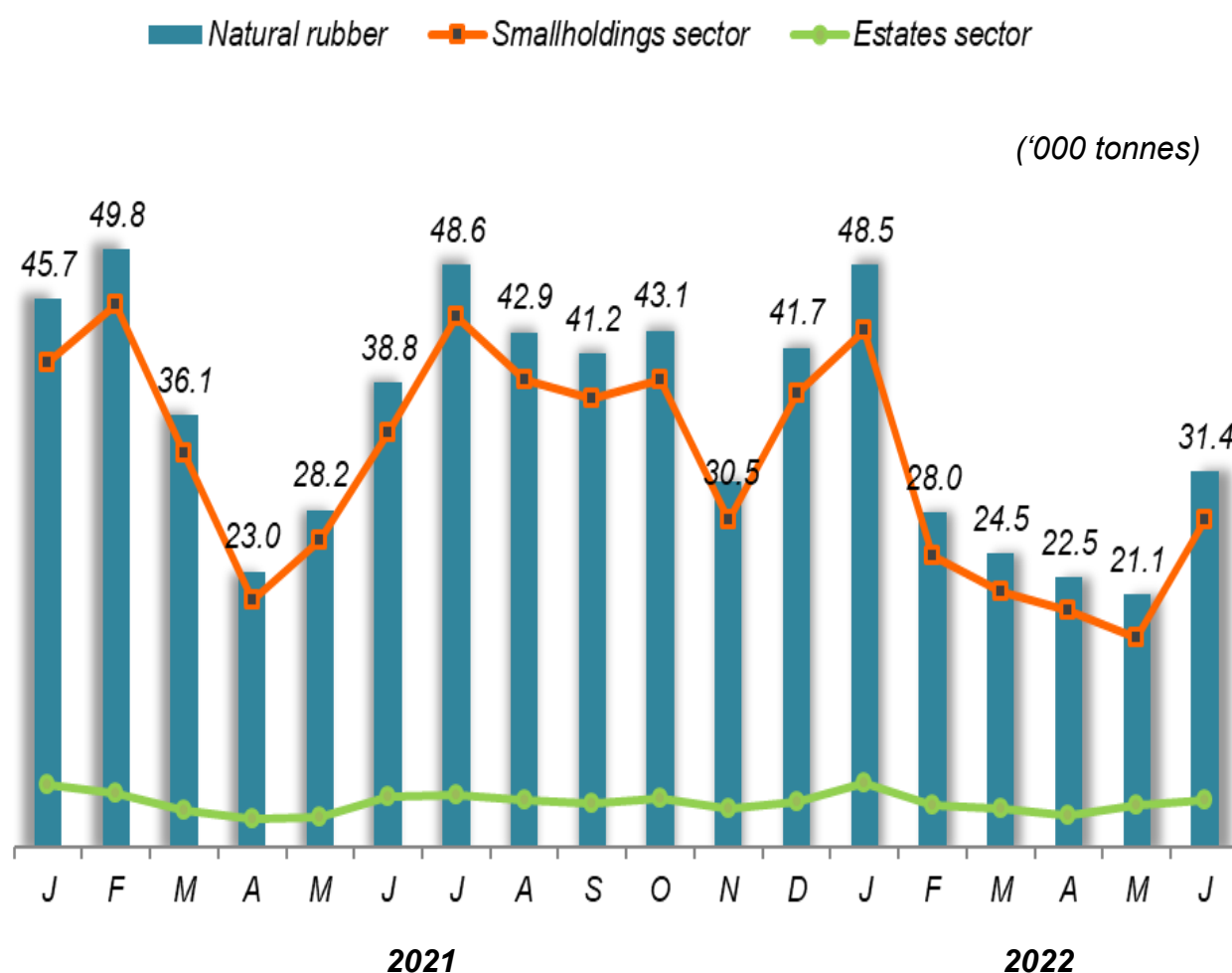
Prestasi suku tahun kedua 2022 menunjukkan pengeluaran getah asli menurun 25.8 peratus kepada 74,940 tan metrik berbanding 101,045 tan metrik pada suku tahun sebelumnya. Eksport getah asli pula mengalami trend yang sebaliknya iaitu peningkatan sebanyak 5.6 peratus pada suku tahun kedua berbanding suku tahun pertama 2022. Namun demikian, import getah asli menunjukkan penurunan 22.7 peratus dan penggunaan getah asli dalam pembuatan produk berasaskan getah juga turut menurun 10.3 peratus berbanding suku tahun sebelumnya.

## MONTHLY RUBBER STATISTICS MALAYSIA, JUNE 2022<sup>#</sup>

### 1. PRODUCTION

Malaysia's natural rubber production in June 2022 amounted 31,369 tonnes, decreased 19.2 per cent as compared to 38,807 tonnes in June 2021 but showed an increase of 48.9 per cent from last month. Smallholdings sector was the main contributor to the natural rubber production of 87.2 per cent. Production of smallholdings decreased by 21.0 per cent and estate sector also showed a decrease of 4.5 per cent as compared to June 2021.

**Chart 1: Monthly rubber production in the estates and smallholdings**



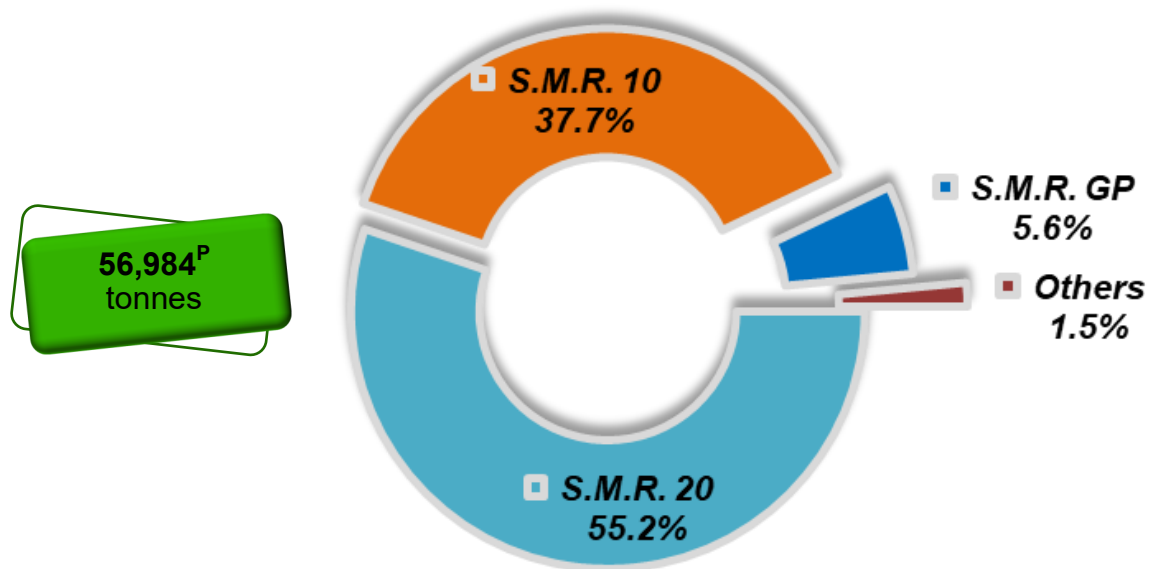
**Notes #:**

1. This report can be accessed through the portal of the Department of Statistics, Malaysia (<https://www.dosm.gov.my>) under the section: **Latest Releases**.
2. Data for June 2022 is **provisional**. The data will be updated based on the latest available figures and subsequently published in the July 2022 publication.

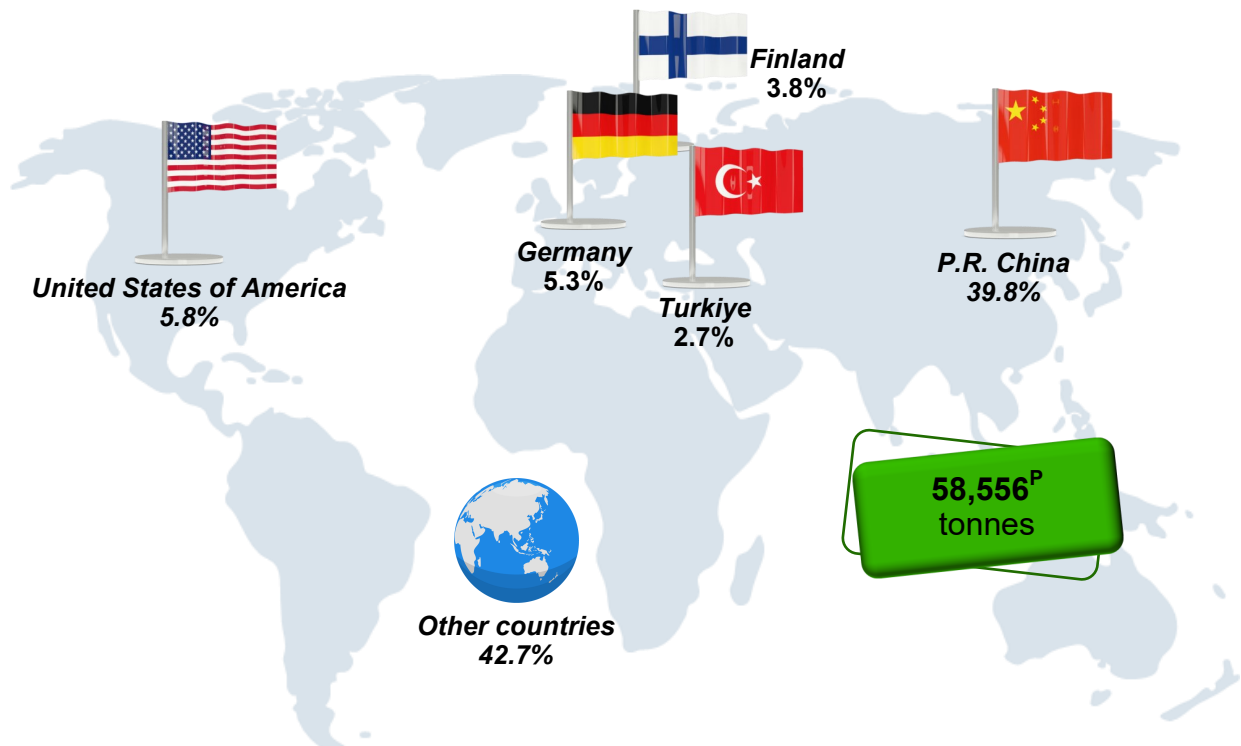
## 2. EXPORTS

Exports of natural rubber in June 2022 was 58,556 tonnes, increased by 20.5 per cent from 48,589 tonnes in the same month last year and also increased by 35.6 per cent as compared to 43,194 tonnes in May 2022. Standard Malaysian Rubber (S.M.R.) contributed 97.3 per cent of the total natural rubber exports where S.M.R. 20 was the highest exports of 31,427 tonnes (55.2%) as shown in Chart 2.

**Chart 2: Exports of Standard Malaysian Rubber (S.M.R.) by grade, June 2022**



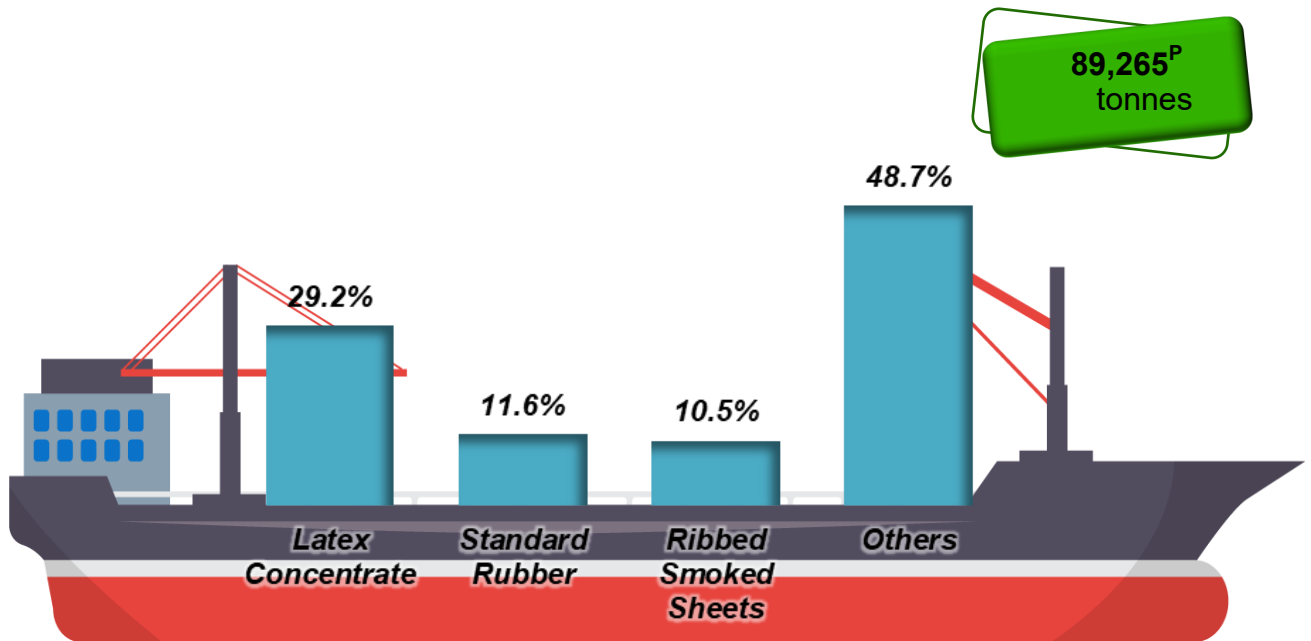
**Chart 3: Main destinations of natural rubber exports, June 2022**



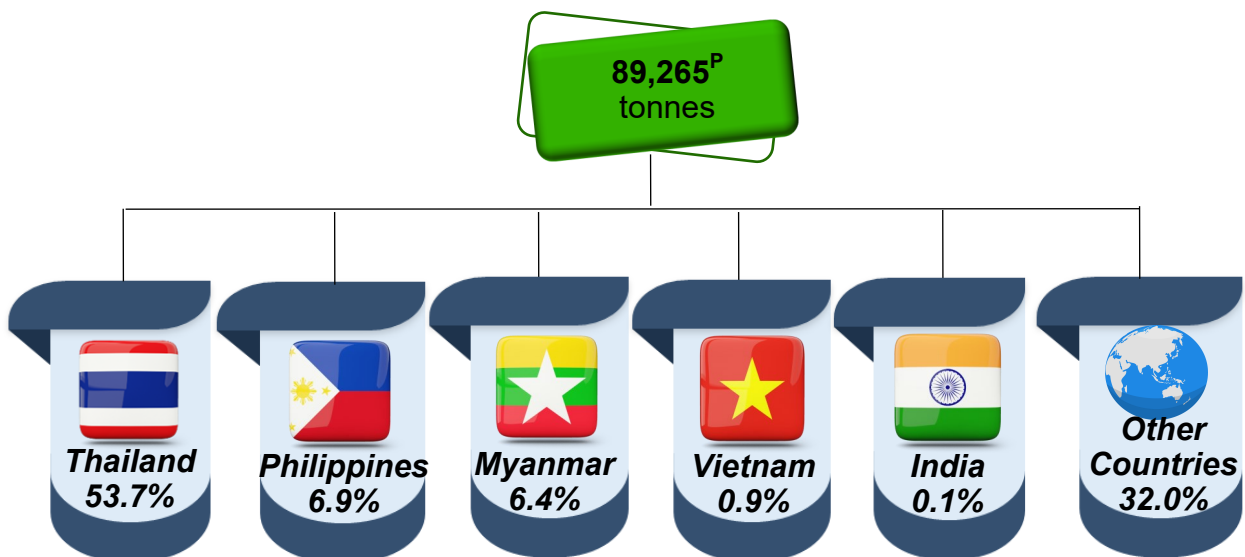
### 3. IMPORTS

Imports of natural rubber in June 2022 was 89,265 tonnes as compared to 84,247 tonnes in June 2021, increased by 6.0 per cent. Month-on-month comparison showed a decrease of 3.4 per cent. The main types of imported natural rubber were Latex Concentrate (26,070 tonnes) and Standard Rubber (10,383 tonnes). Natural rubber mainly imported from Thailand amounted of 47,898 tonnes.

**Chart 4: Imports of natural rubber by types, June 2022**



**Chart 5: Imports of natural rubber from major countries, June 2022**

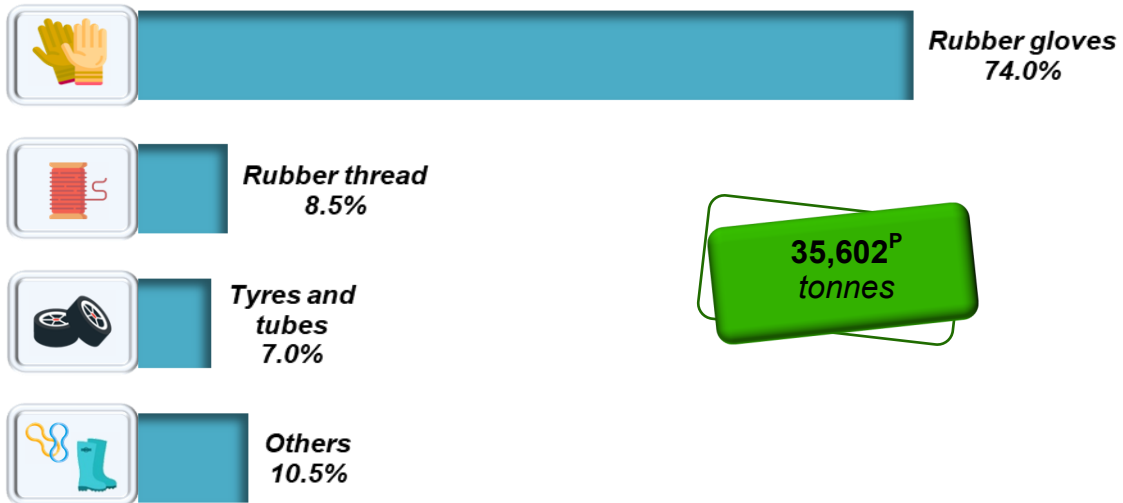




#### 4. DOMESTIC CONSUMPTION

Domestic consumption of natural rubber in June 2022 was 35,602 tonnes, increased by 2.2 per cent against 34,820 tonnes in June 2021. Month-on-month comparison showed a decreased of 3.7 per cent from 36,985 tonnes in the last month. Rubber glove industry was the main industry for the use of natural rubber at 26,328 tonnes (74.0%).


**Chart 6: Domestic consumption of natural rubber by product, June 2022**



#### 5. STOCKS

Stocks of natural rubber increased 16.0 per cent at the end of June 2022 to 280,826 tonnes against 242,072 tonnes as recorded in June 2021. Month-on-month comparison showed the stocks decreased by 3.0 per cent.

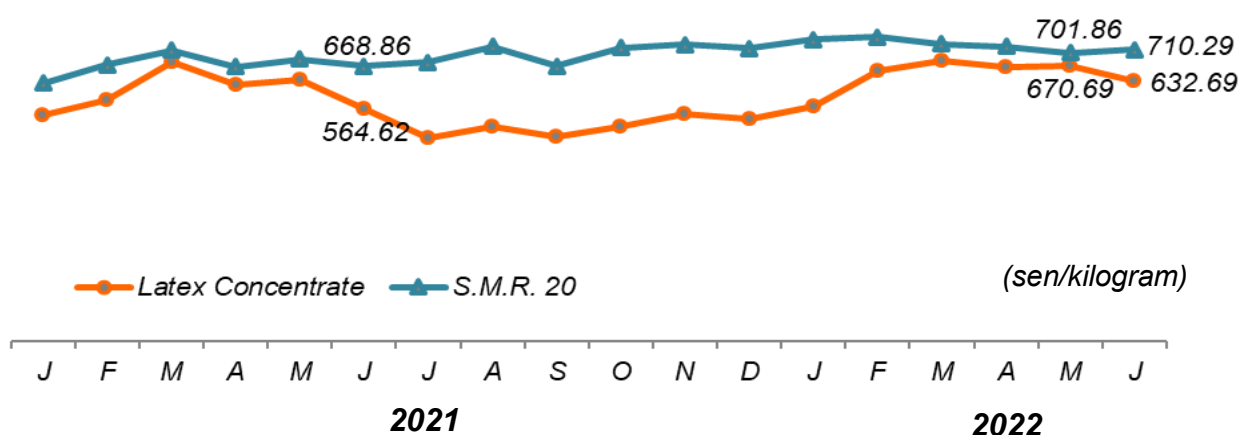
**Chart 7: Stocks of natural rubber at the end of June 2022**



**6. AVERAGE MONTHLY PRICE PER KILOGRAM (Noon Quotations - F.O.B.)**

Average monthly price of S.M.R. 20 in June 2022 was 710.29 sen per kilogram, increased 6.2 per cent against 668.86 sen per kilogram in June 2021 and also showed an increased of 1.2 per cent from 701.86 sen per kilogram a month before. The average monthly price of Latex Concentrate in June 2022 was 632.69 sen per kilogram, increased by 12.1 per cent from 564.62 sen per kilogram in the same month last year but showed a decreased by 5.7 per cent as compared to 670.69 sen per kilogram in May 2022.

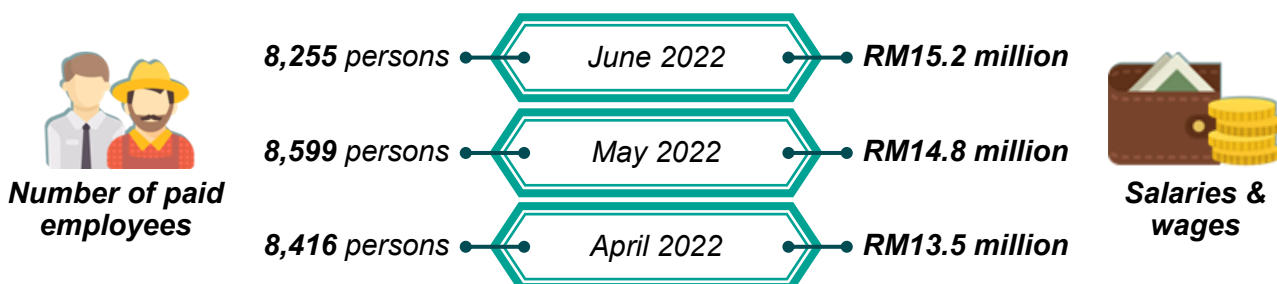
**Chart 8: Average monthly price (noon quotations - F.O.B.) of S.M.R. 20 and Latex Concentrate**



**7. EMPLOYMENT IN ESTATES**

A total of 8,255 paid employees recorded at the end of June 2022 with a decrease of 1.1 per cent from June 2021 and also showed a decreased of 4.0 per cent (8,599 paid employees) in the previous month. The salaries & wages increased by 9.7 per cent to RM15.2 million against RM13.9 million in June 2021 and month-on-month comparison showed a similar trend an increase of 2.7 per cent.

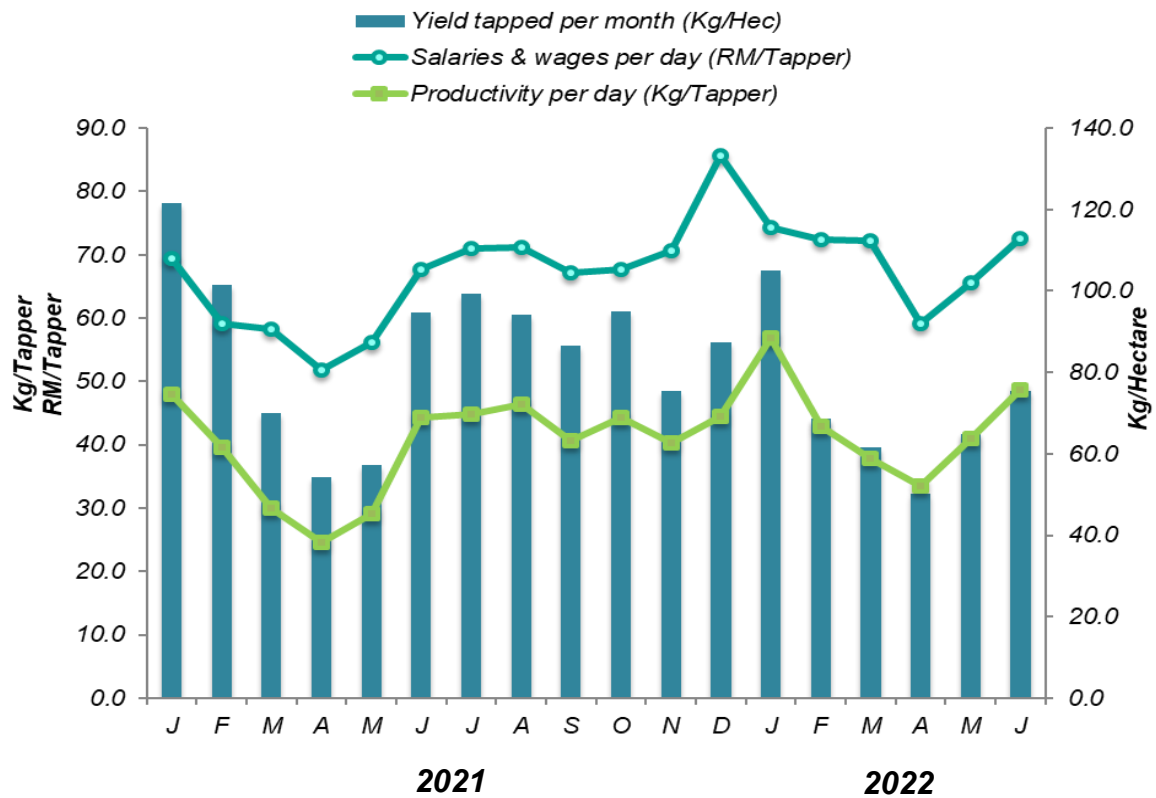
**Chart 9: Number of paid employees and salaries & wages, June 2022**



## 8. PRODUCTIVITY OF ESTATES

Productivity of natural rubber production in the estates was 75.4 kilogram per hectare in June 2022, decreased by 20.4 per cent as compared to June 2021. Month-on-month comparison showed the productivity increased by 16.2 per cent from 64.9 kilogram per hectare.

**Chart 10: Monthly productivity of yield tapped and daily productivity of tappers**



## 9. QUARTERLY PERFORMANCE

The performance in the second quarter of 2022 showed that natural rubber production decreased by 25.8 per cent to 74,940 tonnes as compared to 101,045 tonnes in the previous quarter. Exports of natural rubber experienced the different trend with an increased of 5.6 per cent in the second quarter of 2022 compared to the first quarter of 2022. Meanwhile, imports of natural rubber decreased by 22.7 per cent and the use of natural rubber in the manufacture of rubber-based products decreased by 10.3 per cent compare to previous quarter.



**JADUAL STATISTIK**  
*STATISTICAL TABLES*



**JADUAL 1 : PENAWARAN DAN PERMINTAAN GETAH ASLI**

Table 1 : Supply and Demand of Natural Rubber

 Tan metrik K.G.K.  
Tonnes D.R.C.

Tempoh Period	Penawaran Supply					Permintaan Demand				
	Stok pada awal tempoh Stocks at the beginning of period	Import * Imports	Pengeluaran Production			Jumlah Penawaran Total Supply	Eksport * Exports	Penggunaan Domestik Domestic Consumption	Stok pada akhir tempoh Stocks at the end of period	Jumlah Permintaan Total Demand
			Estet Estates	Kebun Kecil** Smallholdings	Jumlah Pengeluaran Total Production					
2021	285,245	1,207,301	45,347	424,322	469,669	1,962,215	653,245	501,961	285,245	1,440,451
2020	244,930	1,221,893	56,421	458,281	514,702	1,981,525	565,165	518,732	249,551	1,333,448
2019	174,004	1,082,700	61,227	578,603	639,830	1,896,534	631,304	515,466	244,930	1,391,700
2018	230,300	1,014,783	55,453	547,876	603,329	1,848,412	638,915	515,603	174,004	1,328,522
2022 Jan.-Jun <sup>P</sup>	285,245	660,753	22,481	153,503	175,984	1,121,982	312,219	243,042	280,826	836,087
2021 Jan.-Jun	249,551	645,778	22,229	199,398	221,628	1,116,956	314,005	265,750	242,072	821,827
2022 Jun <sup>P</sup>	289,429	89,265	4,021	27,348	31,369	410,063	58,556	35,602	280,826	374,984
Mei	297,654	92,384	3,513	17,561	21,073	411,111	43,194	36,985	289,429	369,608
Apr.	307,562	106,421	2,674	19,824	22,498	436,480	58,596	42,348	297,654	398,598
2021 Jun	242,167	84,247	4,211	34,596	38,807	365,221	48,589	34,820	242,072	325,481
Mei	258,840	98,561	2,575	25,589	28,164	385,565	48,111	42,304	242,167	332,583
Apr.	281,729	112,498	2,429	20,584	23,013	417,240	55,696	47,085	258,840	361,620

 Nota/Notes : <sup>P</sup> Awalan / Provisional

K.G.K ID.R.C - Kandungan Getah Kering/Dry Rubber Content

\* Import dan Eksport - data hanya meliputi kod getah asli di bawah HS4001.10.000 hingga HS4001.29.999  
Imports and Exports -the data only covers natural rubber codes under HS4001.10.000 to HS4001.29.999

\*\* Termasuk kebun kecil Lembaga Kemajuan Tanah Persekutuan (FELDA)  
Includes Federal Land Development Authority (FELDA) smallholdings

**JADUAL 2 : PENGELUARAN GETAH ASLI MENGIKUT HAK MILIK**

Table 2 : Production of Natural Rubber by Ownership

Tan metrik K.G.K.  
Tonnes D.R.C.

Tempoh Period	Estet Estate			Kebun Kecil* Smallholding	Jumlah Pengeluaran Total Production
	Residen Malaysia Malaysian Residents	Bukan Residen Malaysia dan Hak Milik Bersama Non-Malaysian Residents and Joint Ownership	Jumlah Total		
2021	41,895	3,452	45,347	424,322	469,669
2020	52,654	3,767	56,421	458,281	514,702
2019	58,247	2,980	61,227	578,603	639,830
2018	52,286	3,167	55,453	547,876	603,329
2022 Jan.-Jun <sup>P</sup>	21,436	1,045	22,481	153,503	175,984
2021 Jan.-Jun	20,528	1,701	22,229	199,398	221,628
2022 Jun <sup>P</sup>	3,907	115	4,021	27,348	31,369
Mei	3,495	17	3,513	17,561	21,073
Apr.	2,506	168	2,674	19,824	22,498
2021 Jun	4,131	80	4,211	34,596	38,807
Mei	2,571	4	2,575	25,589	28,164
Apr.	2,171	259	2,429	20,584	23,013

Nota/Notes : <sup>P</sup> Awalan / Provisional

K.G.K / D.R.C - Kandungan Getah Kering / Dry Rubber Content

\* Termasuk kebun kecil Lembaga Kemajuan Tanah Persekutuan (FELDA)

Includes Federal Land Development Authority (FELDA) smallholdings

**JADUAL 3 : EKSPORT GETAH ASLI MENGIKUT JENIS TERPILIH**

Table 3 : Exports of Natural Rubber by Selected Types

Tan metrik K.G.K.

Tonnes D.R.C.

Jenis Type	Ke dan melalui Singapura To and via Singapore					Terus Negeri Asing Direct Foreign					Jumlah Total				
	2022			Jumlah Terkumpul Cumulative		2022			Jumlah Terkumpul Cumulative		2022			Jumlah Terkumpul Cumulative	
	Jun <sup>P</sup>	Mei	Apr.	Jan.-Jun <sup>P</sup> 2022	Jan.-Jun 2021	Jun <sup>P</sup>	Mei	Apr.	Jan.-Jun <sup>P</sup> 2022	Jan.-Jun 2021	Jun <sup>P</sup>	Mei	Apr.	Jan.-Jun <sup>P</sup> 2022	Jan.-Jun 2021
<b>Getah Asap Berbunga</b> <i>Ribbed Smoked Sheets</i>	-	-	-	1	-	20	-	49	167	42	20	-	49	168	42
<b>Lateks Pekat</b> <i>Latex Concentrate</i>	-	1	2	10	16	1,465	1,196	1,398	8,450	9,685	1,465	1,197	1,400	8,460	9,701
<b>Getah Mutu Malaysia</b> <i>Standard Malaysian Rubber</i>	6	1	101	114	53	56,978	41,919	57,009	302,908	303,565	56,984	41,920	57,110	303,022	303,618
<b>Jenis-jenis lain</b> <i>Other types</i>	-	-	-	-	-	87	77	37	569	644	87	77	37	569	644
<b>Jumlah</b> <i>Total</i>	<b>6</b>	<b>2</b>	<b>103</b>	<b>125</b>	<b>69</b>	<b>58,550</b>	<b>43,192</b>	<b>58,493</b>	<b>312,094</b>	<b>313,936</b>	<b>58,556</b>	<b>43,194</b>	<b>58,596</b>	<b>312,219</b>	<b>314,005</b>

Jenis Type	Ke dan melalui Singapura To and via Singapore				Terus Negeri Asing Direct Foreign				Jumlah Total			
	2021	2020	2019	2018	2021	2020	2019	2018	2021	2020	2019	2018
<b>Getah Asap Berbunga</b> <i>Ribbed Smoked Sheets</i>	-	-	3	2	3,305	285	2,394	1,288	3,305	286	2,397	1,290
<b>Lateks Pekat</b> <i>Latex Concentrate</i>	27	43	35	73	21,079	19,631	23,153	26,945	21,106	19,674	23,188	27,019
<b>Getah Mutu Malaysia</b> <i>Standard Malaysian Rubber</i>	66	2,916	11,866	7,627	624,268	541,550	593,191	601,807	624,334	544,465	605,056	609,435
<b>Jenis-jenis lain</b> <i>Other types</i>	-	-	-	-	4,501	741	662	1,172	4,501	741	662	1,172
<b>Jumlah</b> <i>Total</i>	<b>93</b>	<b>2,959</b>	<b>11,904</b>	<b>7,703</b>	<b>653,152</b>	<b>562,206</b>	<b>619,400</b>	<b>631,212</b>	<b>653,245</b>	<b>565,165</b>	<b>631,304</b>	<b>638,915</b>

 Nota/Notes : <sup>P</sup> Awalan / Provisional

K.G.K / D.R.C - Kandungan Getah Kering / Dry Rubber Content

Jumlah berbeza disebabkan pembundaran / The total differs due to rounding



**JADUAL 4 : EKSPORT GETAH ASLI MENGIKUT NEGARA YANG DITUJU**

Table 4 : Exports of Natural Rubber by Country of Destination

Tan metrik K.G.K.

Tonnes D.R.C.

Negara-Negara Utama <i>Major Countries</i>	2021	2020	2019	2018	2022			Jumlah Terkumpul	2021			Jumlah Terkumpul	
					<i>Cumulative</i>			<i>Cumulative</i>			<i>Cumulative</i>		
					Jun <sup>P</sup>	Mei	Apr.	Jan.-Jun <sup>P</sup>	Jun	Mei	Apr.	Jan.-Jun	
			2022			2021			2021				
<b>Afrika Selatan</b> <i>South Africa</i>	4,506	3,564	4,152	5,179	44	635	225	2,033	272	525	262	2,009	
<b>Amerika Syarikat/U.S.A</b>	39,186	18,655	25,028	17,487	3,390	5,375	6,652	23,001	2,773	1,471	2,185	12,246	
<b>Argentina</b>	5,796	3,620	4,505	2,576	674	365	215	2,825	222	578	272	2,823	
<b>Belanda/Netherlands</b>	1,079	2,671	2,892	2,651	145	83	41	512	229	153	103	843	
<b>Belgium</b>	7,481	1,790	2,498	3,773	-	-	-	63	60	65	90	7,260	
<b>Brazil</b>	12,036	10,987	14,033	11,313	864	1,933	993	7,554	1,149	595	694	6,499	
<b>China</b>	315,556	292,689	309,358	311,688	23,308	19,260	23,285	136,177	26,194	26,133	31,964	157,765	
<b>Finland</b>	25,885	18,467	27,317	24,628	2,218	1,613	2,621	12,237	3,629	706	1,310	12,923	
<b>Greece</b>	273	382	151	284	-	11	10	100	23	-	31	142	
<b>Hong Kong</b>	41	31	30	108	4	-	1	25	1	10	-	21	
<b>Iran, Republik Islam</b> <i>Iran, Islamic Republic of</i>	15,076	20,132	27,296	34,589	1,532	885	1,489	8,258	260	463	888	8,078	
<b>Itali/Italy</b>	5,216	6,195	9,369	6,346	417	341	586	2,726	450	271	607	3,030	
<b>Jepun/Japan</b>	5,081	2,454	3,598	4,312	257	580	686	2,985	474	575	211	3,271	
<b>Jerman/Germany</b>	28,596	57,442	71,080	89,673	3,081	664	1,329	10,212	1,236	1,975	4,511	18,943	
<b>Kanada/Canada</b>	3,561	2,758	1,552	1,956	484	161	343	1,634	323	141	592	2,013	
<b>Korea, Rep.</b> <i>Korea, Rep. of</i>	8,575	9,139	12,205	14,124	329	209	468	2,632	1,100	779	771	4,627	

 Nota/Notes : <sup>P</sup> Awalan / Provisional

K.G.K / D.R.C - Kandungan Getah Kering / Dry Rubber Content

**JADUAL 4 : EKSPORT GETAH ASLI MENGIKUT NEGARA YANG DITUJU (samb.)**

Table 4 : Exports of Natural Rubber by Country of Destination (cont'd)

Tan metrik K.G.K.

Tonnes D.R.C.

Negara-Negara Utama Major Countries	2021	2020	2019	2018	2022			Jumlah Terkumpul Cumulative	2021			Jumlah Terkumpul Cumulative
					Jun <sup>P</sup>	Mei	Apr.	Jan.-Jun <sup>P</sup> 2022	Jun	Mei	Apr.	Jan.-Jun 2021
Mesir/Egypt	8,715	7,642	9,170	7,969	879	693	1,857	5,976	771	295	612	3,707
Mexico	1,771	257	1,995	4,677	202	18	262	1,628	222	81	79	442
Pakistan	10,998	2,446	2,492	3,724	1,258	1,188	473	4,734	1,117	534	311	4,456
Perancis/France	9,650	6,176	7,613	7,774	397	95	131	2,040	462	300	672	2,409
Poland	1,237	1,373	1,951	3,154	84	115	70	571	187	20	86	591
Portugal	3,327	4,980	8,075	8,570	181	40	152	1,221	101	-	806	1,693
Sepanyol/Spain	2,304	2,229	1,945	1,701	183	96	76	499	163	164	150	1,069
Singapura Singapore	52	60	755	704	6	2	2	24	8	4	0	28
Sweden	426	482	696	866	20	-	13	99	40	58	35	278
Taiwan	4,068	13,728	12,097	5,032	352	186	160	1,519	50	180	323	3,044
Turki/Turkiye	16,809	14,814	13,632	15,897	1,578	1,943	1,482	9,795	1,116	1,345	1,439	8,410
Ukraine	42	57	59	84	-	-	-	11	-	10	21	42
United Kingdom	2,118	2,512	4,450	5,258	156	31	104	682	181	122	226	1,239
Vietnam	1,822	3,093	7,555	5,608	29	12	20	153	61	71	150	999
Negara lain Other countries	111,963	54,338	43,754	37,212	16,485	6,662	14,849	70,294	5,717	10,490	6,292	43,104
<b>Jumlah</b> Total	<b>653,245</b>	<b>565,165</b>	<b>631,304</b>	<b>638,915</b>	<b>58,556</b>	<b>43,194</b>	<b>58,596</b>	<b>312,219</b>	<b>48,589</b>	<b>48,111</b>	<b>55,696</b>	<b>314,005</b>

 Nota/Notes : <sup>P</sup> Awalan / Provisional

K.G.K / D.R.C - Kandungan Getah Kering / Dry Rubber Content

Jumlah berbeza disebabkan pembundaran / The total differs due to rounding

**JADUAL 5: EKSPORT GETAH MUTU MALAYSIA (G.M.M.) MENGIKUT GRED**

Table 5: Exports of Standard Malaysian Rubber (S.M.R.) by Grade

 Tan metrik K.G.K.  
 Tonnes D.R.C.

Gred Grade					2022			Jumlah Terkumpul Cumulative	2021			Jumlah Terkumpul Cumulative
	2021	2020	2019	2018	Jun <sup>P</sup>	Mei	Apr.	Jan.-Jun <sup>P</sup> 2022	Jun	Mei	Apr.	Jan.-Jun 2021
G.M.M. L S.M.R. L	759	1,072	1,358	1,736	40	50	20	290	89	30	81	458
G.M.M. 5 S.M.R. 5	3,003	3,011	2,661	3,378	141	101	222	1,089	242	234	60	1,732
G.M.M. 10 S.M.R. 10	165,867	143,681	183,980	196,819	21,467	10,617	18,308	89,700	11,630	14,628	11,948	82,029
G.M.M. 20 S.M.R. 20	418,311	366,475	382,419	369,172	31,427	26,464	33,594	189,467	32,722	28,742	38,737	201,478
G.M.M. GP S.M.R. GP	19,534	16,846	23,033	27,843	3,212	820	1,806	10,470	871	2,433	1,826	9,441
G.M.M. CV S.M.R. CV	9,333	10,995	9,459	7,422	555	402	743	3,160	918	663	760	5,834
Lain-Lain * Others	7,528	2,384	2,146	3,064	141	3,467	2,416	8,846	847	142	365	2,646
<b>Jumlah Total</b>	<b>624,334</b>	<b>544,465</b>	<b>605,056</b>	<b>609,435</b>	<b>56,984</b>	<b>41,920</b>	<b>57,110</b>	<b>303,022</b>	<b>47,319</b>	<b>46,873</b>	<b>53,777</b>	<b>303,618</b>

 Nota/Notes : <sup>P</sup> Awalan / Provisional

\* Lain-lain termasuk housegrade / Others includes housegrade

K.G.K / D.R.C - Kandungan Getah Kering / Dry Rubber Content

Jumlah berbeza disebabkan pembundaran / The total differs due to rounding

**JADUAL 6 : IMPORT GETAH ASLI MENGIKUT JENIS TERPILIH**

Table 6 : Imports of Natural Rubber by Selected Types

 Tan metrik K.G.K.  
Tonnes D.R.C.

Jenis Type	Dari dan melalui Singapura From and via Singapore					Terus Negeri Asing Direct Foreign					Jumlah Total				
	2022			Jumlah Terkumpul Cumulative		2022			Jumlah Terkumpul Cumulative		2022			Jumlah Terkumpul Cumulative	
	Jun <sup>P</sup>	Mei	Apr.	Jan.-Jun. <sup>P</sup> 2022	Jan.-Jun 2021	Jun <sup>P</sup>	Mei	Apr.	Jan.-Jun. <sup>P</sup> 2022	Jan.-Jun 2021	Jun <sup>P</sup>	Mei	Apr.	Jan.-Jun. <sup>P</sup> 2022	Jan.-Jun 2021
<b>Getah Asap Berbunga</b> <i>Ribbed Smoked Sheets</i>	-	-	-	2,222	6,240	9,397	8,510	12,042	77,156	29,624	9,397	8,510	12,042	79,378	35,864
<b>Lateks Pekat</b> <i>Latex Concentrate</i>	-	-	-	-	3	26,070	24,512	28,850	171,937	177,222	26,070	24,512	28,850	171,937	177,224
<b>Getah Berpiawaian*</b> <i>Standard Rubber</i>	840	-	2	2,942	223	9,543	8,266	13,160	81,383	91,054	10,383	8,266	13,161	84,325	91,277
<b>Jenis-jenis lain</b> <i>Other types</i>	982	791	935	4,682	8,475	42,433	50,304	51,432	320,456	332,936	43,415	51,095	52,367	325,112	341,412
<b>Jumlah</b> <i>Total</i>	<b>1,822</b>	<b>791</b>	<b>937</b>	<b>9,846</b>	<b>14,941</b>	<b>87,443</b>	<b>91,593</b>	<b>105,484</b>	<b>650,933</b>	<b>630,837</b>	<b>89,265</b>	<b>92,384</b>	<b>106,421</b>	<b>660,753</b>	<b>645,778</b>

Jenis Type	Dari dan melalui Singapura From and via Singapore				Terus Negeri Asing Direct Foreign				Jumlah Total			
	2021	2020	2019	2018	2021	2020	2019	2018	2021	2020	2019	2018
<b>Getah Asap Berbunga</b> <i>Ribbed Smoked Sheets</i>	8,160	6,770	924	20	80,552	29,801	46,210	48,080	88,712	36,571	47,134	48,100
<b>Lateks Pekat</b> <i>Latex Concentrate</i>	7	597	2	-	337,247	347,714	312,005	333,427	337,254	348,311	312,006	333,427
<b>Getah Berpiawaian*</b> <i>Standard Rubber</i>	262	318	1	318	165,251	192,548	226,200	226,836	165,513	192,865	226,202	227,153
<b>Jenis-jenis lain</b> <i>Other types</i>	12,048	18,511	7,538	12,040	603,773	625,635	489,819	394,063	615,822	644,146	497,358	406,102
<b>Jumlah</b> <i>Total</i>	<b>20,478</b>	<b>26,195</b>	<b>8,465</b>	<b>12,377</b>	<b>1,186,823</b>	<b>1,195,697</b>	<b>1,074,235</b>	<b>1,002,406</b>	<b>1,207,301</b>	<b>1,221,893</b>	<b>1,082,700</b>	<b>1,014,783</b>

 Nota/Notes : <sup>P</sup> Awalan / Provisional

\* Piawaian getah secara teknikal setaraf dengan G.M.M. / Rubber by technical standard similar to S.M.R.

K.G.K / D.R.C - Kandungan Getah Kering / Dry Rubber Content

Jumlah berbeza disebabkan pembundaran / The total differs due to rounding

**JADUAL 7 : IMPORT GETAH ASLI MENGIKUT NEGARA ASAL**

Table 7: Imports of Natural Rubber by Country of Origin

Tan metrik K.G.K.

Tonnes D.R.C.

Negara Asal Country of Origin	Dari dan melalui Singapura From and via Singapore					Terus Negeri Asing Direct Foreign					Jumlah Total				
	2022			Jumlah Terkumpul Cumulative		2022			Jumlah Terkumpul Cumulative		2022			Jumlah Terkumpul Cumulative	
	Jun <sup>P</sup>	Mei	Apr.	Jan.-Jun <sup>P</sup> 2022	Jan.-Jun 2021	Jun <sup>P</sup>	Mei	Apr.	Jan.-Jun <sup>P</sup> 2022	Jan.-Jun 2021	Jun <sup>P</sup>	Mei	Apr.	Jan.-Jun <sup>P</sup> 2022	Jan.-Jun 2021
Indonesia Rep.	-	-	2	2	-	84	-	1,266	2,115	4,828	84	-	1,268	2,117	4,828
Kemboja/Cambodia	-	-	-	-	-	-	-	24	674	952	-	-	24	674	952
India	-	-	-	-	10	125	-	1,348	4,223	6,984	125	-	1,348	4,223	6,994
Myanmar	-	-	-	3,188	6,240	5,703	5,549	10,531	64,529	27,841	5,703	5,549	10,531	67,717	34,081
Filipina/Philippines	-	-	-	-	-	6,167	13,479	18,756	89,308	83,369	6,167	13,479	18,756	89,308	83,369
Thailand	-	-	-	-	-	47,898	35,739	38,523	268,116	246,750	47,898	35,739	38,523	268,116	246,750
Viet Nam	-	-	-	-	-	791	476	435	4,551	5,775	791	476	435	4,551	5,775
Negara lain/Other countries	1,822	791	935	6,656	8,691	26,675	36,350	34,601	217,417	254,338	28,497	37,141	35,536	224,047	263,029
<b>Jumlah Total</b>	<b>1,822</b>	<b>791</b>	<b>937</b>	<b>9,846</b>	<b>14,941</b>	<b>87,443</b>	<b>91,593</b>	<b>105,484</b>	<b>650,933</b>	<b>630,837</b>	<b>89,265</b>	<b>92,384</b>	<b>106,421</b>	<b>660,753</b>	<b>645,778</b>

Negara Asal Country of Origin	Dari dan melalui Singapura From and via Singapore				Terus Negeri Asing Direct Foreign				Jumlah Total			
	2021	2020	2019	2018	2021	2020	2019	2018	2021	2020	2019	2018
Indonesia Rep.	0	-	22	-	6,782	19,365	4,679	3,997	6,782	19,365	4,701	3,997
Kemboja/Cambodia	-	-	-	-	1,277	1,840	9,531	17,363	1,277	1,840	9,531	17,363
India	10	-	-	23	7,361	3,147	6,735	6,291	7,372	3,147	6,735	6,313
Myanmar	6,900	6,730	902	-	74,604	21,350	36,759	27,519	81,504	28,080	37,661	27,519
Filipina/Philippines	-	-	200	-	156,806	130,140	110,874	98,186	156,806	130,140	111,074	98,186
Thailand	-	-	1	-	512,815	478,136	486,098	480,053	512,815	478,136	486,099	480,053
Viet Nam	-	-	-	-	9,024	14,390	42,392	75,570	9,024	14,390	42,392	75,570
Negara lain/Other countries	13,567	19,465	7,340	12,354	418,154	527,329	377,167	293,427	431,721	546,794	384,507	305,782
<b>Jumlah Total</b>	<b>20,478</b>	<b>26,195</b>	<b>8,465</b>	<b>12,377</b>	<b>1,186,823</b>	<b>1,195,697</b>	<b>1,074,235</b>	<b>1,002,406</b>	<b>1,207,301</b>	<b>1,221,893</b>	<b>1,082,700</b>	<b>1,014,783</b>

 Nota/Notes : <sup>P</sup> Awalan / Provisional

K.G.K / D.R.C - Kandungan Getah Kering / Dry Rubber Content

Jumlah berbeza disebabkan pembundaran / The total differs due to rounding

**JADUAL 8: STOK GETAH ASLI PADA AKHIR BULAN MENGIKUT BANCII**
*Table 8: Stocks of Natural Rubber held at the end of the month by Census*

 Tan metrik K.G.K.  
 Tonnes D.R.C.

Banci Census	Pada akhir bulan <i>At the end of the month</i>	2022			2021		
		Jun <sup>P</sup>	Mei	Apr.	Jun	Mei	Apr.
<b>Estet Getah</b> <i>Rubber Estates</i>		237	221	119	496	351	222
<b>Pemproses Getah</b> <i>Rubber Processors</i>		260,910	268,411	275,427	217,317	218,023	234,317
<b>Pengguna Getah</b> <i>Rubber Consumers</i>		19,680	20,797	22,108	24,259	23,792	24,301
<b>Jumlah</b> <i>Total</i>		<b>280,826</b>	<b>289,429</b>	<b>297,654</b>	<b>242,072</b>	<b>242,167</b>	<b>258,840</b>

**JADUAL 9 : PENGELUARAN DAN STOK LATEKS PEKAT**
*Table 9 : Production and Stocks of Concentrated Latex*

 Tan metrik K.G.K.  
 Tonnes D.R.C.

Tempoh <i>Period</i>	Pengeluaran <i>Production</i>	Stok pada akhir tempoh <i>Stocks at the end of period</i>
<b>2021</b>	34,055	23,774
<b>2020</b>	34,453	24,788
<b>2019</b>	41,338	29,437
<b>2018</b>	41,071	29,636
<b>2022</b> <b>Jan.-Jun<sup>P</sup></b>	16,413	19,835
<b>2021</b> <b>Jan.-Jun</b>	16,718	23,698
<b>2022</b> <b>Jun<sup>P</sup></b>	3,433	19,835
<b>Mei</b>	2,393	19,928
<b>Apr.</b>	2,384	21,194
<b>2021</b> <b>Jun</b>	2,978	23,698
<b>Mei</b>	2,176	22,255
<b>Apr.</b>	2,011	23,518

 Nota/Notes : <sup>P</sup> Awalan / Provisional

K.G.K / D.R.C - Kandungan Getah Kering / Dry Rubber Content

**JADUAL 10 : PENGGUNAAN DOMESTIK GETAH ASLI MENGIKUT INDUSTRI**

Table 10 : Domestic Consumption of Natural Rubber by Industry

Tan metrik K.G.K.  
Tonnes D.R.C.

Tempoh Period	Keterangan Industri Industry Description	Industri tayar dan tiub Tyres and tubes industries	Membuat kasut getah Manufacture of rubber footwear	Membuat produk getah lain, t.k.m. Manufacture of other rubber products, n.e.c.							Semua industri pembuatan lain yang menggunakan getah asli All other manufacturing industries consuming natural rubber (a)	Jumlah Total	
				Campuran getah Rubber compound	Gelang getah Rubber bands	Kepingan- kepingan getah Rubber sheeting	Produk lateks Latex products			Produk getah lain Other rubber products			
							Sarung tangan getah Rubber gloves	Benang getah Rubber thread	Foam Foam	Produk lateks lain Other latex products			
2021		31,259	388	1,418	1,930	5,583	380,488	43,593	5,265	13,740	8,996	9,303	501,961
2020		32,640	346	1,690	1,866	4,162	401,566	40,029	5,948	13,113	9,322	8,050	518,732
2019		35,386	559	1,675	2,311	5,171	391,007	39,968	7,155	12,961	10,831	8,442	515,466
2018		35,222	509	1,632	2,273	5,191	389,177	41,610	7,423	14,326	11,020	7,220	515,603
2022	Jan.-Jun <sup>P</sup>	17,127	184	814	971	3,907	181,325	21,393	2,212	6,710	3,904	4,496	243,042
2021	Jan.-Jun	15,673	197	684	1,001	2,134	204,244	22,587	2,405	7,096	4,861	4,868	265,750
2022	Jun <sup>P</sup>	2,505	33	143	168	514	26,328	3,037	345	1,115	688	725	35,602
	Mei	2,684	38	85	150	527	27,840	2,978	332	950	585	815	36,985
	Apr.	3,055	29	180	167	945	31,638	3,405	367	1,112	599	851	42,348
2021	Jun	360	28	107	136	458	28,796	2,192	366	1,096	487	795	34,820
	Mei	2,235	29	134	115	331	32,527	4,092	366	1,332	780	365	42,304
	Apr.	3,588	29	132	184	448	34,709	4,198	366	1,203	963	1,266	47,085

Nota/Notes : <sup>P</sup> Awalan / Provisional

K.G.K / D.R.C - Kandungan Getah Kering / Dry Rubber Content

- (a) Semua industri pembuatan lain yang menggunakan getah asli mengikut keterangan industri termasuk industri membuat tali-temali, tali dan pintal, membuat keluaran pulpa, kertas dan kertas tebal, t.k.m., membuat keluaran-keluaran kimia, t.k.m., membuat keluaran-keluaran plastik, t.k.m., bengkel-bengkel, kabel dan dawai, membuat bahagian pengganti kereta motor dan kelengkapannya, membuat dan memasang basikal, basikal roda tiga dan beca.

All other manufacturing industries consuming natural rubber according to industry description includes cordage, rope and twine industries, manufacture of pulp, paper and paperboard articles, n.e.c., manufacture of chemical products, n.e.c., manufacture of plastic products, n.e.c., foundries, cables and wires, manufacture of motor vehicle parts and accessories, manufacture and assembly of bicycles, tricycles and trishaws.

**JADUAL 11: HARGA PURATA BULANAN BAGI GETAH ASLI**
*Table 11 : Average Monthly Price of Natural Rubber*
**Sen/Kg**

Tempoh <i>Period</i>	Harga di ladang <i>Farmgate price</i>		Sebut Harga pada waktu tengah hari - "F.O.B."** <i>Noon Quotations - F.O.B.</i>							
	Susu Getah Cair <i>Field Latex</i>	Sekerap <i>Scrap</i>	Lateks Pekat* <i>Latex Concentrate</i>	Getah Mutu Malaysia (1 - Pallet tan metrik) <i>Standard Malaysian Rubber (1 - Tonne pallet)</i>						
				G.M.M. CV <i>S.M.R. CV</i>	G.M.M. L <i>S.M.R. L</i>	G.M.M. 5 <i>S.M.R. 5</i>	G.M.M. GP <i>S.M.R. GP</i>	G.M.M. 10 <i>S.M.R. 10</i>	G.M.M. 20 <i>S.M.R. 20</i>	
<b>2021</b>	633.10	555.11	563.86	959.76	949.76	699.94	696.94	689.94	687.94	
<b>2020</b>	521.11	406.99	491.01	838.34	828.34	560.03	557.03	550.03	548.03	
<b>2019</b>	478.84	436.50	452.63	822.95	808.09	589.68	586.68	579.68	577.68	
<b>2018</b>	442.86	400.82	429.90	714.17	666.27	555.56	552.56	545.56	543.56	
<b>2022</b>	<b>Jan.-Jun</b>	722.36	589.20	647.97	1,099.95	1,089.95	733.27	730.27	723.27	721.27
<b>2021</b>	<b>Jan.-Jun</b>	686.17	539.31	608.92	1,034.86	1,024.86	684.88	681.88	674.88	672.88
<b>2022</b>	<b>Jun</b>	731.47	582.21	632.69	1,074.48	1,064.48	722.29	719.29	712.29	710.29
	<b>Mei</b>	749.64	565.84	670.69	1,137.81	1,127.81	713.86	710.86	703.86	701.86
	<b>Apr.</b>	765.14	586.65	666.47	1,130.82	1,120.82	730.03	727.03	720.03	718.03
<b>2021</b>	<b>Jun</b>	671.47	547.85	564.62	961.00	951.00	680.86	677.86	670.86	668.86
	<b>Mei</b>	722.17	559.65	636.76	1,081.24	1,071.24	698.09	695.09	688.09	686.09
	<b>Apr.</b>	715.97	535.78	623.40	1,059.08	1,049.08	679.85	676.85	669.85	667.85

**Nota/Notes :** \* 60% Kandungan Getah Kering (K.G.K) / 60% Dry Rubber Content (D.R.C.)

\*\* F.O.B. - Free On Board

**Punca: Lembaga Getah Malaysia (LGM)**

Source: Malaysian Rubber Board (MRB)



**JADUAL 12 : GUNA TENAGA DAN GAJI & UPAH DIBAYAR MENGIKUT KATEGORI PEKERJA DI ESTET GETAH**
*Table 12 : Employment and Salaries & Wages Paid in Rubber Estates by Category of Workers*

Seperti pada akhir tempoh As at end of period	Pekerja bergaji dan Gaji & Upah Employees and Salaries & Wages												
	Pekerja diambil secara langsung Employees directly employed						Pekerja diambil secara kontrak Employees on contract basis				Jumlah Total		
	Kakitangan Pentadbiran Administrative Staff		Pekerja Estet Estate Workers		Pekerja Kilang Factory Workers		Pekerja Estet Estate Workers		Pekerja Kilang Factory Workers				
	Bilangan pekerja Number of workers	Gaji & Upah Salaries & Wages (RM'000)	Bilangan pekerja Number of workers	Gaji & Upah Salaries & Wages (RM'000)	Bilangan pekerja Number of workers	Gaji & Upah Salaries & Wages (RM'000)	Bilangan pekerja Number of workers	Gaji & Upah Salaries & Wages (RM'000)	Bilangan pekerja Number of workers	Gaji & Upah Salaries & Wages (RM'000)	Bilangan pekerja Number of workers	Gaji & Upah Salaries & Wages (RM'000)	
2021	Dis.	1,639	4,612	4,790	8,926	-	-	1,557	2,280	-	-	7,986	15,819
2020	Dis.	1,723	4,484	5,954	10,719	48	101	2,003	3,030	-	-	9,728	18,334
2019	Dis.	1,904	4,820	6,967	12,227	64	127	2,124	3,540	-	-	11,059	20,714
2018	Dis.	1,904	4,845	7,506	11,268	30	48	2,041	2,697	-	-	11,481	18,858
2022	Jun <sup>P</sup>	1,886	4,959	4,515	7,392	-	-	1,854	2,850	-	-	8,255	15,201
	Mei	1,916	5,047	4,574	7,143	-	-	2,109	2,618	-	-	8,599	14,807
	Apr.	1,880	5,274	4,601	6,017	-	-	1,935	2,187	-	-	8,416	13,478
2021	Jun	1,652	3,998	5,222	7,682	20	24	1,453	2,155	-	-	8,347	13,859
	Mei	1,668	4,293	5,219	6,726	20	35	1,414	1,474	-	-	8,321	12,529
	Apr.	1,800	4,154	5,326	6,598	28	35	1,676	1,651	-	-	8,830	12,438

 Nota/Notes : <sup>P</sup> Awalan / Provisional

**JADUAL 13 : PRODUKTIVITI PENGELUARAN DAN PENOREH BAGI ESTET GETAH**

Table 13 : Productivity of Production and Tappers in Rubber Estates

Tempoh Period	Bilangan pekerja pada akhir tempoh Number of workers at end of period			Gaji & Upah (RM '000) Salaries & Wages			Keluasan ditanam pada akhir tempoh Planted area at end of period (Hektar) (Hectare)	Pengeluaran Production (Kg K.G.K) (Kg D.R.C)	Keluasan ditoreh pada akhir tempoh Tapped area at end of period (Hektar) (Hectare)	Purata bil. hari menoreh Average number of tapping days	Produktiviti pengeluaran Productivity of production (Kg/Hek) (Kg/Ha)	Produktiviti penoreh (sehari) Productivity of tappers (per day)			
	Pekerja Estet Estate Workers	Lain-Lain Others	Jumlah Total	Pekerja Estet Estate Workers	Lain-Lain Others	Jumlah Total						(RM)	(Kg K.G.K) (Kg D.R.C.)		
	Penoreh Tappers	Pekerja Ladang Field Workers		Penoreh Tappers	Pekerja Ladang Field Workers										
2021	4,232	2,115	1,647	7,994	75,305	40,753	49,996	166,054	85,617	45,347,184	43,143	246	1,051.1	72.5	43.6
2020	5,455	2,502	1,779	9,736	90,759	44,881	51,627	187,267	91,013	56,420,718	43,234	253	1,305.0	65.8	40.9
2019	5,994	3,097	1,976	11,067	100,256	52,710	56,452	209,418	95,354	61,227,315	43,533	260	1,406.5	64.4	39.3
2018	6,235	3,312	1,936	11,483	93,424	43,424	48,866	185,714	73,461	55,452,999	39,485	254	1,404.4	59.1	35.1
2022 Jan.-Jun <sup>P</sup>	4,180	2,189	1,894	8,263	35,612	23,308	29,247	88,167	108,390	22,481,285	53,320	116	421.6	73.4	46.3
2021 Jan.-Jun	4,492	2,183	1,680	8,355	37,029	19,273	24,816	81,118	85,582	22,229,176	44,436	124	500.3	66.2	39.7
2022 Jun <sup>P</sup>	4,180	2,189	1,894	8,263	6,002	4,240	4,959	15,201	108,390	4,021,051	53,320	20	75.4	72.6	48.6
Mei	4,480	2,203	1,924	8,607	5,626	4,135	5,047	14,807	108,444	3,512,672	54,138	19	64.9	65.6	41.0
Apr.	4,320	2,216	1,888	8,424	4,709	3,495	5,274	13,478	105,454	2,673,844	53,290	18	50.2	59.1	33.6
2021 Jun	4,492	2,183	1,680	8,355	6,435	3,401	4,023	13,859	85,582	4,211,396	44,436	21	94.8	67.8	44.4
Mei	4,481	2,152	1,696	8,329	4,971	3,229	4,329	12,529	85,535	2,575,184	44,874	20	57.4	56.2	29.1
Apr.	4,900	2,102	1,836	8,838	5,120	3,129	4,189	12,438	85,091	2,429,308	44,715	20	54.3	51.8	24.6

Nota/Notes : <sup>P</sup> Awalan / Provisional  
K.G.K / D.R.C - Kandungan Getah Kering / Dry Rubber Content

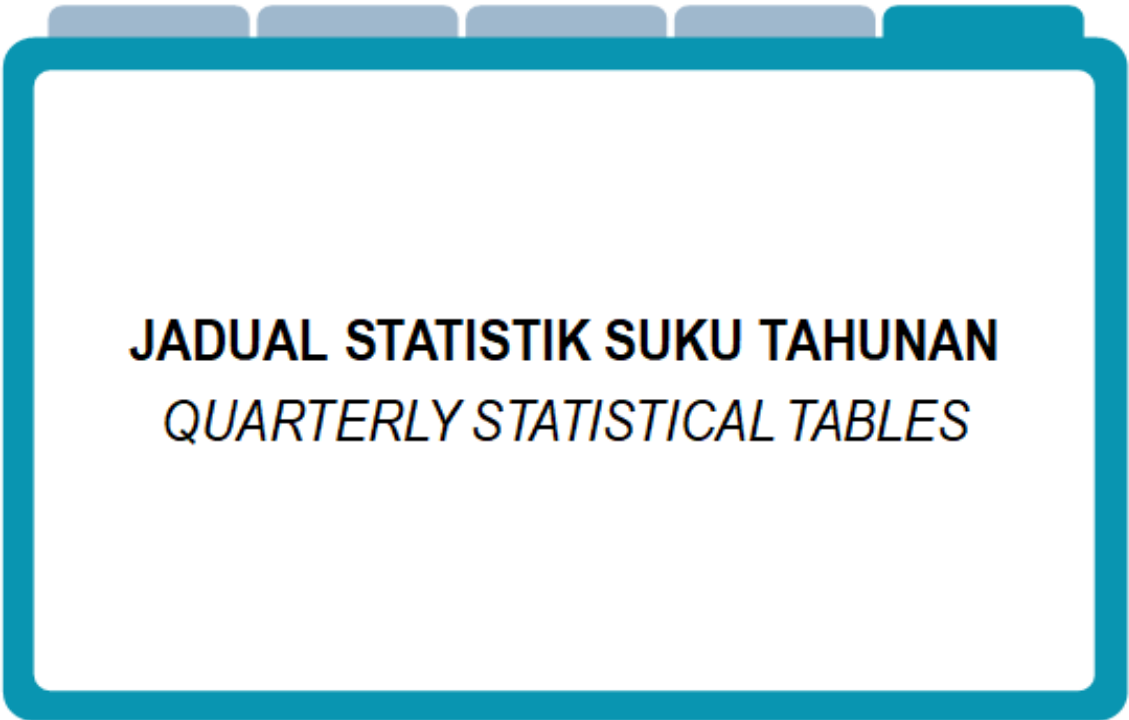
**JADUAL 14 : PENGELUARAN, KELUASAN DITOREH DAN PURATA BILANGAN HARI MENOREH BAGI ESTET GETAH MENGIKUT NEGERI**
*Table 14 : Production, Tapped Area and Average Number of Tapping Days in Rubber Estates by State*

Negeri State (a)	Bilangan estet Number of estates	Pengeluaran Production Tan metrik K.G.K. Tonnes D.R.C.			Keluasan ditoreh pada akhir tempoh Tapped area at end of period Hektar Hectare			Purata bilangan hari menoreh Average number of tapping days		
		2022			2022			2022		
		Jun <sup>P</sup>	Mei	Apr.	Jun <sup>P</sup>	Mei	Apr.	Jun <sup>P</sup>	Mei	Apr.
Johor	15	353	295	221	5,281	5,004	5,235	22	21	19
Kedah & Perlis	35	572	424	241	9,398	9,550	9,577	18	18	20
Kelantan & Terengganu	55	1,166	1,219	843	15,844	17,035	16,040	19	19	18
Melaka & Negeri Sembilan	14	189	118	90	4,529	4,529	4,529	19	18	17
Pahang	18	667	502	255	7,278	7,142	7,244	21	19	17
Perak	16	725	755	697	2,751	2,661	2,659	17	18	17
Selangor	9	139	150	133	2,932	2,979	2,979	26	26	26
Sabah & Sarawak	7	211	51	195	5,307	5,238	5,027	19	17	20
<b>Jumlah Total</b>	<b>169</b>	<b>4,021</b>	<b>3,513</b>	<b>2,674</b>	<b>53,320</b>	<b>54,138</b>	<b>53,290</b>	<b>20</b>	<b>19</b>	<b>18</b>

 Nota/Notes : <sup>P</sup> Awalan / Provisional

(a) Tiada estet direkodkan bagi negeri Pulau Pinang / No estates were recorded in Pulau Pinang.

K.G.K / D.R.C - Kandungan Getah Kering / Dry Rubber Content

A teal-colored folder icon with a white interior. The folder has a tab on the right side and several smaller tabs on the left side. The text is centered within the white interior.

**JADUAL STATISTIK SUKU TAHUNAN**  
*QUARTERLY STATISTICAL TABLES*

**JADUAL 15 : PENAWARAN DAN PERMINTAAN GETAH ASLI MENGIKUT SUKU TAHUNAN**

Table 15 : Supply and Demand of Natural Rubber by Quarter

Tan metrik K.G.K.  
Tonnes D.R.C.

Tempoh Period	Penawaran Supply					Permintaan Demand					
	Stok** pada awal tempoh Stocks at the beginning of period	Import * Imports	Pengeluaran Production			Jumlah Penawaran Total Supply	Eksport * Exports	Penggunaan Domestik Domestic Consumption	Stok pada akhir tempoh Stocks at the end of period	Jumlah Permintaan Total Demand	
			Estet Estates	Kebun Kecil*** Smallholdings	Jumlah Pengeluaran Total Production						
2018	230,300	1,014,783	55,453	547,876	603,329	1,848,412	638,915	515,603	174,004	1,328,522	
2019	174,004	1,082,700	61,227	578,603	639,830	1,896,534	631,304	515,466	244,930	1,391,700	
2020	244,930	1,221,893	56,421	458,281	514,702	1,981,525	565,165	518,732	249,551	1,333,448	
2021	249,551	1,207,301	45,347	424,322	469,669	1,926,521	653,245	501,961	285,245	1,440,451	
2018	ST1 / Q1	230,300	336,952	13,550	151,116	164,666	731,918	154,214	129,387		283,600
	ST2 / Q2		192,557	9,655	103,197	112,851	305,408	162,861	128,273		291,134
	ST3 / Q3		231,287	17,633	149,759	167,392	398,679	166,526	128,369		294,894
	ST4 / Q4		253,987	14,615	143,805	158,420	412,407	155,315	129,575	174,004	458,893
2019	ST1 / Q1	174,004	274,819	15,884	169,346	185,230	634,053	144,163	128,242		272,405
	ST2 / Q2		221,183	10,809	104,389	115,198	336,381	167,327	126,485		293,812
	ST3 / Q3		248,115	18,064	161,354	179,418	427,533	171,210	122,810		294,020
	ST4 / Q4		338,583	16,470	143,514	159,984	498,567	148,604	137,929	244,930	531,463
2020	ST1 / Q1	244,930	371,299	13,667	136,992	150,659	766,888	142,877	123,648		266,525
	ST2 / Q2		183,638	11,076	78,113	89,190	272,828	112,963	120,888		233,851
	ST3 / Q3		299,600	17,036	115,495	132,531	432,131	136,764	139,214		275,978
	ST4 / Q4		367,355	14,641	127,681	142,322	509,677	172,561	134,982	249,551	557,094
2021	ST1 / Q1	249,551	350,472	13,013	118,630	131,643	731,666	161,609	141,541		303,150
	ST2 / Q2		295,306	9,216	80,769	89,985	385,290	152,395	124,210		276,605
	ST3 / Q3		249,969	12,037	120,695	132,732	382,700	170,149	106,741		276,890
	ST4 / Q4		311,554	11,081	104,229	115,310	426,864	169,092	129,470	285,245	583,806
2022	ST1 / Q1	285,245	372,683	12,274	88,771	101,045	758,973	151,874	128,107		279,981
	ST2 <sup>P</sup> / Q2 <sup>P</sup>		288,069	10,208	64,732	74,940	363,009	160,345	114,935	280,826	556,106

Nota/Notes : <sup>P</sup> Awalan / Provisional

ST - Suku Tahun / Q - Quarter

K.G.K ID.R.C - Kandungan Getah Kering/Dry Rubber Content

\* Import dan Eksport - data hanya meliputi kod getah asli di bawah HS4001.10.000 hingga HS4001.29.999

Imports and Exports -the data only covers natural rubber codes under HS4001.10.000 to HS4001.29.999

\*\* Stok merujuk pada awal tahun dan akhir tahun

Stock refers to beginning of the year and end of the year

\*\*\* Termasuk kebun kecil Lembaga Kemajuan Tanah Persekutuan (FELDA)

Includes Federal Land Development Authority (FELDA) smallholdings

**JADUAL 16 : EKSPORT GETAH ASLI MENGIKUT NEGARA YANG DITUJU MENGIKUT SUKU TAHUNAN**

Table 16 : Exports of Natural Rubber by Country of Destination by Quarter

Tan metrik K.G.K.

Tonnes D.R.C.

Negara-Negara Utama Major Countries	2018	2019	2020	2021	2020				2021				2022	
					ST1 Q1	ST2 Q2	ST3 Q3	ST4 Q4	ST1 Q1	ST2 Q2	ST3 Q3	ST4 Q4	ST1 Q1	ST2 <sup>P</sup> Q2 <sup>P</sup>
<b>Afrika Selatan</b> <i>South Africa</i>	5,179	4,152	3,564	4,506	1,204	717	1,002	642	951	1,059	1,949	548	1,130	903
<b>Amerika Syarikat/U.S.A</b>	17,487	25,028	18,655	39,186	5,729	5,368	2,690	4,868	5,816	6,430	17,191	9,749	7,583	15,417
<b>Argentina</b>	2,576	4,505	3,620	5,796	837	718	1,351	715	1,752	1,071	1,395	1,578	1,571	1,254
<b>Belanda/Netherlands</b>	2,651	2,892	2,671	1,079	989	588	502	592	358	485	73	164	243	269
<b>Belgium</b>	3,773	2,498	1,790	7,481	424	561	683	121	7,045	216	110	110	63	-
<b>Brazil</b>	11,313	14,033	10,987	12,036	3,927	1,005	2,355	3,701	4,061	2,438	3,024	2,512	3,763	3,790
<b>China</b>	311,688	309,358	292,689	315,556	63,599	63,142	69,079	96,869	73,475	84,291	76,254	81,537	70,323	65,853
<b>Finland</b>	24,628	27,317	18,467	25,885	4,899	2,661	5,746	5,161	7,278	5,645	5,040	7,923	5,786	6,451
<b>Greece</b>	284	151	382	273	57	119	88	118	88	54	101	29	79	21
<b>Hong Kong</b>	108	30	31	41	-	11	11	10	10	11	20	-	20	5
<b>Iran, Republik Islam</b> <i>Iran, Islamic Republic of</i>	34,589	27,296	20,132	15,076	5,565	3,488	4,897	6,183	6,468	1,610	2,250	4,749	4,352	3,906
<b>Itali/Italy</b>	6,346	9,369	6,195	5,216	3,574	668	736	1,218	1,702	1,327	1,066	1,120	1,382	1,344
<b>Jepun/Japan</b>	4,312	3,598	2,454	5,081	811	680	411	552	2,012	1,260	1,021	788	1,463	1,522
<b>Jerman/Germany</b>	89,673	71,080	57,442	28,596	15,355	10,895	13,423	17,769	11,221	7,722	4,138	5,515	5,138	5,074
<b>Kanada/Canada</b>	1,956	1,552	2,758	3,561	765	522	706	766	958	1,056	701	847	646	988
<b>Korea, Rep.</b> <i>Korea, Rep. of</i>	14,124	12,205	9,139	8,575	2,052	2,110	1,875	3,102	1,978	2,650	2,130	1,818	1,627	1,005

Nota/Notes : <sup>P</sup> Awalan / Provisional

K.G.K / D.R.C - Kandungan Getah Kering / Dry Rubber Content

Jumlah berbeza disebabkan pembundaran / The total differs due to rounding

ST - Suku Tahun / Q - Quarter

**JADUAL 16 : EKSPORT GETAH ASLI MENGIKUT NEGARA YANG DITUJU MENGIKUT SUKU TAHUNAN (Samb.)**

Table 16 : Exports of Natural Rubber by Country of Destination by Quarter (Cont'd)

Tan metrik K.G.K.  
Tonnes D.R.C.

Negara-Negara Utama Major Countries	2018	2019	2020	2021	2020				2021				2022	
					ST1	ST2	ST3	ST4	ST1	ST2	ST3	ST4	ST1	ST2 <sup>P</sup>
					Q1	Q2	Q3	Q4	Q1	Q2	Q3	Q4	Q1	Q2 <sup>P</sup>
Mesir/Egypt	7,969	9,170	7,642	8,715	1,971	1,537	1,882	2,252	2,028	1,678	3,256	1,753	2,546	3,430
Mexico	4,677	1,995	257	1,771	38	20	160	39	60	381	260	1,069	1,146	482
Pakistan	3,724	2,492	2,446	10,998	819	391	202	1,033	2,495	1,961	2,233	4,310	1,816	2,918
Perancis/France	7,774	7,613	6,176	9,650	1,725	1,638	1,410	1,402	975	1,434	6,129	1,113	1,418	622
Poland	3,154	1,951	1,373	1,237	610	249	382	132	298	293	271	375	302	269
Portugal	8,570	8,075	4,980	3,327	2,219	323	786	1,653	786	907	989	645	847	374
Sepanyol/Spain	1,701	1,945	2,229	2,304	650	688	399	493	592	477	581	654	144	355
Singapura Singapore	704	755	60	52	17	24	7	12	16	12	18	6	14	10
Sweden	866	696	482	426	93	271	118	-	144	134	79	69	67	33
Taiwan	5,032	12,097	13,728	4,068	4,029	3,011	3,495	3,192	2,492	552	400	624	821	698
Turki/Turkiye	15,897	13,632	14,814	16,809	3,499	3,232	3,515	4,568	4,510	3,900	4,455	3,944	4,793	5,002
Ukraine	84	59	57	42	-	21	21	15	10	32	-	-	11	-
United Kingdom	5,258	4,450	2,512	2,118	1,063	433	476	540	709	530	384	496	392	291
Vietnam	5,608	7,555	3,093	1,822	861	487	977	768	718	281	578	245	92	61
Negara lain Other countries	37,212	43,754	54,338	111,963	15,495	7,388	17,378	14,077	20,604	22,500	34,056	34,803	32,297	37,997
<b>Jumlah</b> Total	<b>638,915</b>	<b>631,304</b>	<b>565,165</b>	<b>653,245</b>	<b>142,877</b>	<b>112,963</b>	<b>136,764</b>	<b>172,561</b>	<b>161,609</b>	<b>152,395</b>	<b>170,149</b>	<b>169,092</b>	<b>151,874</b>	<b>160,345</b>

Nota/Notes : <sup>P</sup> Awalan / Provisional

K.G.K / D.R.C - Kandungan Getah Kering / Dry Rubber Content

Jumlah berbeza disebabkan pembundaran / The total differs due to rounding

ST - Suku Tahun / Q - Quarter

**JADUAL 17 : IMPORT GETAH ASLI MENGIKUT NEGARA ASAL MENGIKUT SUKU TAHUNAN**

Table 17: Imports of Natural Rubber by Country of Origin by Quarter

Tan metrik K.G.K.  
Tonnes D.R.C.

Negara Asal Country of Origin	2018	2019	2020	2021	2020				2021				2022	
					ST1	ST2	ST3	ST4	ST1	ST2	ST3	ST4	ST1	ST2 <sup>P</sup>
					Q1	Q2	Q3	Q4	Q1	Q2	Q3	Q4	Q1	Q2 <sup>P</sup>
Indonesia Rep.	3,997	4,701	19,365	6,782	2,019	2,296	11,965	3,085	2,608	2,220	1,568	386	765	1,352
Kemboja/Cambodia	17,363	9,531	1,840	1,277	273	105	689	773	732	220	324	-	650	24
India	6,313	6,735	3,147	7,372	632	315	1,352	848	4,811	2,183	252	126	2,750	1,473
Myanmar	27,519	37,661	28,080	81,504	11,672	3,927	3,166	9,315	16,726	17,356	23,671	23,752	45,933	21,783
Filipina/Philippines	98,186	111,074	130,140	156,806	43,661	15,371	35,546	35,562	44,629	38,740	28,991	44,446	50,907	38,402
Thailand	480,053	486,099	478,136	512,815	126,623	99,959	123,370	128,185	137,679	109,071	121,390	144,675	145,955	122,160
Viet Nam	75,570	42,392	14,390	9,024	2,624	2,838	3,538	5,389	2,801	2,975	1,623	1,625	2,849	1,702
Negara lain/ Other countries	305,782	384,507	546,794	431,721	183,796	58,828	119,972	184,197	140,487	122,541	72,149	96,543	122,874	101,173
<b>Jumlah Total</b>	<b>1,014,783</b>	<b>1,082,700</b>	<b>1,221,893</b>	<b>1,207,301</b>	<b>371,299</b>	<b>183,638</b>	<b>299,600</b>	<b>367,355</b>	<b>350,472</b>	<b>295,306</b>	<b>249,969</b>	<b>311,554</b>	<b>372,683</b>	<b>288,069</b>

Nota/Notes : <sup>P</sup> Awalan / Provisional

K.G.K / D.R.C - Kandungan Getah Kering / Dry Rubber Content

Jumlah berbeza disebabkan pembundaran / The total differs due to rounding

ST - Suku Tahun / Q - Quarter



**JADUAL 18 : PENGGUNAAN DOMESTIK GETAH ASLI MENGIKUT INDUSTRI MENGIKUT SUKU TAHUNAN**

Table 18 : Domestic Consumption of Natural Rubber by Industry Quarterly

Tan metrik K.G.K.  
Tonnes D.R.C.

Tempoh Period	Keterangan Industri Industry Description	Industri tayar dan tiub Tyres and tubes industries	Membuat kasut getah Manufacture of rubber footwear	Membuat produk getah lain, t.k.m. Manufacture of other rubber products, n.e.c.							Semua industri pembuatan lain yang menggunakan getah asli All other manufacturing industries consuming natural rubber (a)	Jumlah Total	
				Campuran getah Rubber compound	Gelang getah Rubber bands	Kepingan- kepingan getah Rubber sheeting	Produk lateks Latex products			Produk getah lain Other rubber products			
							Sarung tangan getah Rubber gloves	Benang getah Rubber thread	Foam Foam				Produk lateks lain Other latex products
2018		35,222	509	1,632	2,273	5,191	389,177	41,610	7,423	14,326	11,020	7,220	515,603
2019		35,386	559	1,675	2,311	5,171	391,007	39,968	7,155	12,961	10,831	8,442	515,466
2020		32,640	346	1,690	1,866	4,162	401,566	40,029	5,948	13,113	9,322	8,050	518,732
2021		31,259	388	1,418	1,930	5,583	380,488	43,593	5,265	13,740	8,996	9,303	501,961
2018	ST1 / Q1	8,412	122	404	587	1,223	96,955	11,621	1,887	3,654	2,824	1,698	129,387
	ST2 / Q2	8,589	76	364	498	1,221	97,484	10,437	1,795	3,456	2,676	1,676	128,272
	ST3 / Q3	9,346	176	390	587	1,339	96,881	9,164	1,808	3,685	2,892	2,101	128,369
	ST4 / Q4	8,875	135	474	601	1,408	97,857	10,388	1,933	3,531	2,628	1,745	129,575
2019	ST1 / Q1	9,127	161	460	559	1,457	96,371	10,211	1,928	2,914	2,987	2,067	128,242
	ST2 / Q2	8,439	90	356	522	1,167	94,993	10,969	2,001	3,288	2,646	2,014	126,485
	ST3 / Q3	9,477	140	451	604	1,334	92,014	9,199	1,596	3,230	2,485	2,280	122,810
	ST4 / Q4	8,343	168	408	626	1,213	107,629	9,589	1,630	3,529	2,713	2,081	137,929
2020	ST1 / Q1	8,559	111	436	413	948	93,815	10,399	1,573	3,295	2,493	1,606	123,648
	ST2 / Q2	4,867	44	444	307	866	100,386	6,475	1,545	2,793	1,764	1,397	120,888
	ST3 / Q3	9,704	109	431	576	1,171	106,009	11,403	1,342	3,319	2,555	2,595	139,214
	ST4 / Q4	9,510	82	379	570	1,177	101,355	11,752	1,488	3,706	2,510	2,452	134,982
2021	ST1 / Q1	9,490	111	311	566	898	108,213	12,105	1,307	3,465	2,632	2,442	141,541
	ST2 / Q2	6,183	86	374	434	1,236	96,031	10,482	1,097	3,631	2,230	2,425	124,210
	ST3 / Q3	6,119	101	329	442	1,088	82,194	8,401	1,446	3,131	1,690	1,802	106,741
	ST4 / Q4	9,466	90	405	487	2,362	94,050	12,605	1,414	3,513	2,445	2,633	129,470
2022	ST1 / Q1	8,882	85	407	485	1,921	95,518	11,972	1,168	3,532	2,032	2,105	128,107
	ST2 <sup>P</sup> / Q2 <sup>P</sup>	8,245	99	408	485	1,986	85,807	9,420	1,044	3,178	1,873	2,391	114,935

Nota/Notes : <sup>P</sup> Awalan / Provisional

ST - Suku Tahun / Q - Quarter

K.G.K / D.R.C - Kandungan Getah Kering / Dry Rubber Content

(a) Semua industri pembuatan lain yang menggunakan getah asli mengikut keterangan industri termasuk industri membuat tali-temali, tali dan pintal, membuat keluaran pulpa, kertas dan kertas tebal, t.k.m., membuat keluaran-keluaran kimia, t.k.m., membuat keluaran-keluaran plastik, t.k.m., bengkel-bengkel, kabel dan dawai, membuat bahagian pengganti kereta motor dan kelengkapannya, membuat dan memasang basikal, basikal roda tiga dan beca.

All other manufacturing industries consuming natural rubber according to industry description includes cordage, rope and twine industries, manufacture of pulp, paper and paperboard articles, n.e.c., manufacture of chemical products, n.e.c., manufacture of plastic products, n.e.c., foundries, cables and wires, manufacture of motor vehicle parts and accessories, manufacture and assembly of bicycles, tricycles and trishaws.



**NOTA TEKNIKAL**  
*TECHNICAL NOTES*



# NOTA TEKNIKAL

## 1. Pendahuluan

Penerbitan ini memuatkan perangkaan utama getah asli yang diperoleh daripada Banci Estet Getah (RE), Banci Pemproses Getah (RP) dan Banci Pengguna Getah (RC) yang dilaksanakan setiap bulan.

## 2. Objektif

Objektif utama penerbitan ini adalah untuk memaparkan perangkaan getah asli berkaitan pengeluaran, import, eksport, penggunaan domestik dan stok. Di samping itu, data harga, bilangan pekerja, gaji & upah dan produktiviti di estet getah turut dimuatkan. Perangkaan ini akan membantu dalam perancangan dan penggubalan dasar serta pembuat keputusan bagi industri berasaskan getah.

## 3. Kuasa perundangan

Banci ini dilaksanakan di bawah Akta Perangkaan 1965 (Disemak 1989). Seksyen 5 di bawah Akta ini menghendaki mana-mana pertubuhan yang beroperasi di Malaysia untuk memberikan maklumat sebenar atau anggaran terbaik kepada Jabatan. Mengikut Akta ini, kandungan soal selidik yang diterima adalah sulit dan hanya angka agregat diterbitkan. Sementara itu, Seksyen 7 di bawah Akta yang sama memperuntukkan denda kepada responden yang gagal memberi kerjasama kepada banci yang dijalankan.

## 4. Skop dan liputan

Banci ini meliputi semua estet getah, kilang pemproses getah dan kilang pengguna getah di Malaysia yang berdaftar dengan Suruhanjaya Syarikat Malaysia (SSM), Lembaga Getah Malaysia (LGM) dan Pihak Berkuasa Kemajuan Pekebun Kecil Perusahaan Getah (RISDA).

Banci RE meliputi industri penanaman pokok getah (estet). Industri peringkat 5 digit (01291) ini dikelaskan mengikut Piawaian Klasifikasi Industri Malaysia (MSIC) 2008. Banci RP meliputi kilang-kilang yang memproses getah asli mentah untuk menjadi produk separa siap (Contoh: Getah Mutu Malaysia (G.M.M.), susu getah pekat, dsb.). Manakala banci RC meliputi kilang-kilang yang menggunakan getah asli mentah/produk separa siap dan diproses menjadi produk siap (Contoh: tayar, sarung tangan getah dsb.).

## 5. Rangka (sumber)

Rangka banci getah dikemas kini setiap tahun untuk mengambil kira pertumbuhan baru dan sebarang perubahan yang berlaku kepada pertumbuhan seperti tutup, tidak beroperasi, perubahan jenis aktiviti, lokasi kilang atau alamat pos.

## 6. Metodologi

Banci ini dilaksanakan secara meluas menggunakan borang soal selidik RE, RP dan RC. Responden diberi tempoh satu bulan untuk melengkap dan mengembalikan borang soal selidik tersebut kepada Jabatan ini. Kerja luar dijalankan untuk mendapatkan borang lengkap daripada pertumbuhan yang tidak respons.

## 7. Konsep dan definisi

Konsep dan definisi yang digunakan adalah berasaskan kepada syor-syor Pejabat Perangkaan Pertumbuhan Bangsa-Bangsa Bersatu<sup>1</sup> dan *The Association of Natural Rubber Producing Countries (ANRPC)*. Konsep berkenaan mengikut amalan yang sudah diterima pakai bagi memudahkan perbandingan data dibuat di peringkat antarabangsa.

## 8. Takrif industri getah

### Estet getah

- (i) Semua kawasan, bersambungan atau berpecah-pecah dengan keluasan tidak kurang daripada 40.47 hektar (100 ekar), ditanam dengan getah atau di mana penanaman getah dibenarkan dan di bawah satu hak milik yang sah; atau
- (ii) Mana-mana keluasan tanaman getah yang telah wujud dalam estet kelapa, koko atau kelapa sawit.

### Kebun kecil getah

Meliputi semua kawasan, bersambungan atau berpecah-pecah, berjumlah kurang daripada 40.47 hektar (100 ekar), ditanam dengan getah atau di mana penanaman getah dibenarkan dan di bawah satu hak milik yang sah. Kebun kecil getah terdiri daripada tersusun dan tidak tersusun. Kebun kecil yang tersusun meliputi kawasan di bawah rancangan kerajaan seperti berikut:-

- (i) Lembaga Kemajuan Tanah Persekutuan (FELDA);
- (ii) Pihak Berkuasa Kemajuan Pekebun Kecil Perusahaan Getah (RISDA);
- (iii) Lembaga Penyatuan dan Pemulihan Tanah Negara (FELCRA);
- (iv) Rancangan tanah Kerajaan Persekutuan yang lain; dan
- (v) Rancangan tanah Kerajaan Negeri.

<sup>1</sup> *International Recommendations for Industrial Statistics, United Nations' Statistical Office, Statistical Papers, Series, M No. 90, United Nations, New York, 2009.*

### **Keluasan ditanam**

Keluasan bertanam dengan getah (matang dan/atau belum matang) dan tidak terbiar selama-lamanya.

### **Keluasan ditoreh**

Keluasan di bawah getah matang yang telah ditoreh termasuk kawasan yang "direhatkan" di bawah sistem giliran torehan.

### **Pengeluaran**

Pengeluaran getah asli merujuk kepada kandungan getah kering (KGK) bagi susu getah cair, getah keping dan skrap (getah buku dan getah kulit) yang dihasilkan oleh estet dan pekebun kecil. Data ini dikumpul dari data pembelian getah mentah oleh kilang pemproses (RP).

### **Hasil**

Hasil diperoleh dengan membahagikan jumlah pengeluaran dengan purata luas hektar yang ditoreh pada bulan rujukan.

Data import dan eksport dikumpul oleh Jabatan daripada borang pengikraran import dan eksport yang diperoleh daripada Jabatan Kastam Diraja Malaysia dan Lembaga-Lembaga Zon Bebas. Angka perdagangan luar negeri Malaysia tidak termasuk perdagangan antara kawasan iaitu antara Semenanjung Malaysia, Sabah dan Sarawak.

## **9. Import dan Eksport**

### **Import**

Sesuatu barang yang dibawa masuk ke dalam negara, sama ada secara terus atau disimpan di gudang-gudang yang dikawal. Barang-barang tersebut adalah sama ada untuk kegunaan sendiri, diproses, digunakan dalam perkilangan ataupun untuk dieksport semula ke negara lain. Pengkelasan import ini diistilahkan juga sebagai 'import umum'. Di dalam laporan ini, import dikelaskan mengikut negara asal barang tersebut, iaitu negara di mana barang berkenaan terakhir dibuat sebelum ianya diimportkan ke dalam kawasan pendaftaran.

## **Eksport**

Sesuatu barang (keluaran atau buatan tempatan atau diimport untuk dieksport semula) yang dibawa keluar dari negara. Di dalam laporan ini, eksport dikelaskan mengikut negara dituju, iaitu negara di mana barang-barang berkenaan dijangka akan digunakan, sejauh mana ia boleh ditentukan pada masa ianya dieksport. Bagi barang yang dihantar berdasarkan "*Optional bill of lading*", pelabuhan pertama yang diikrarkan dianggap sebagai negara yang dituju. Sekiranya maklumat negara yang dituju bagi barang-barang yang dieksport melalui Singapura tidak diketahui/ diperoleh, eksport sedemikian diambilkira sebagai eksport ke Singapura, iaitu di bawah kategori yang sama seperti barang-barang yang digunakan di Singapura. Eksport termasuk eksport semula. Pengkelasan eksport ini diistilahkan juga sebagai 'eksport umum'. Data import dan eksport hanya meliputi kod getah asli di bawah HS4001.10.000 hingga HS4001.29.999.

### **10. Penggunaan domestik**

Ia merujuk kepada penggunaan domestik getah asli seperti Getah Asap Berbunga (G.A.B.), susu getah pekat, Getah Mutu Malaysia (G.M.M.) dan sebagainya oleh pertubuhan pembuatan di Malaysia untuk mengeluarkan barangan seperti tayar dan tiub, kasut getah, sarung tangan getah, gelang getah, getah campuran dan lain-lain. Ianya tidak termasuk getah campuran & tebus guna getah dan getah sintetik.

### **11. Stok**

Ia adalah stok getah yang dimiliki oleh sesebuah pertubuhan tidak kira di mana stok tersebut ditempatkan iaitu sama ada di dalam atau di luar kilang. Ia termasuk stok getah yang belum/ sedang/telah diproses. Stok dilaporkan pada awal dan akhir bulan.

### **12. Harga**

Harga purata pembeli waktu tengah hari bagi getah "F.O.B." di Kuala Lumpur. Data ini diperoleh daripada Lembaga Getah Malaysia (LGM).

### **13. Hak milik**

Hak milik sesebuah pertubuhan dikelaskan mengikut taraf residen pemilik/pemilik-pemilik modal berbayar yang terbesar (melebihi 50 peratus) dan bukannya mengikut taraf kerakyatan mereka.

- (i) Residen Malaysia ialah individu, syarikat atau organisasi lain yang lazimnya terletak di Malaysia untuk jangka masa sekurang-kurangnya satu tahun. Cawangan dan anak syarikat asing yang didaftarkan/diperbadankan di Malaysia adalah dianggap sebagai pemastautin Malaysia.
- (ii) Bukan residen Malaysia ialah individu, syarikat atau organisasi lain yang lazimnya terletak di negara selain Malaysia. Cawangan dan anak syarikat milik residen Malaysia di luar negeri juga dianggap sebagai bukan residen Malaysia.
- (iii) Hak milik bersama ialah residen Malaysia atau bukan residen Malaysia memegang jumlah saham yang sama banyak dalam perniagaan berkenaan.

#### **14. Guna tenaga**

##### **Jumlah pekerja**

Bilangan orang yang bekerja pada bulan Disember atau pada tempoh pembayaran gaji terakhir bagi bulan rujukan.

##### **Gaji & upah dibayar**

Pembayaran tunai, termasuk bonus yang dibayar komisen, bayaran lebih masa, elaun kos sara hidup dan elaun-elaun lain yang dibayar kepada semua pekerja bergaji dalam tempoh tahun rujukan. Sementara caruman pekerja kepada Kumpulan Wang Simpanan Pekerja (KWSP) dan Pertubuhan Keselamatan Sosial (PERKESO) turut dimasukkan, caruman oleh majikan dikecualikan. Elaun kepada pemilik yang bekerja, rakan niaga yang bekerja dan pekerja keluarga tidak bergaji juga dikecualikan.

#### **15. Pembundaran**

Jumlah bagi komponen mungkin berbeza dengan jumlah besar dalam jadual penerbitan disebabkan oleh pembundaran angka.

#### **16. Nota dan simbol**

K.G.K	Kandungan Getah Kering
RM	Ringgit Malaysia
Kg/Hek	Kilogram sehektar
-	Tiada data



## **TECHINICAL NOTES**

### **1. Introduction**

*This publication provides principal statistics of Natural Rubber information on rubber obtained from the Census of Rubber Estates (RE), Census of Rubber Processors (RP) and Census of Rubber Consumers (RC) were conducted every month.*

### **2. Objective**

*The main objective of this report is to provide statistics on rubber with regards to production, imports, exports, domestic consumption and stocks. In addition, data of prices, number of employees, salaries & wages and productivity in rubber estates are also included. These statistics will assist the government in development planning, policy making and decision-makers of rubber based industries.*

### **3. Legal authority**

*The survey was conducted under the provisions of the Statistics Act, 1965 (Revised 1989). Section 5 of this Act requires all establishments operating in Malaysia to provide actual information or best estimates to the Department. The Act stipulates that the contents of the individual returns received are confidential and only aggregated figures are published. Meanwhile, Section 7 under the same Act provides the penalty to the respondents that could not comply with the survey undertaken.*

### **4. Scope and coverage**

*The census covered all rubber estates, rubber processor factories and rubber consumer factories in Malaysia registered with the Companies Commission of Malaysia (SSM), Malaysian Rubber Board (MRB) and Rubber Industry Smallholders Development Authority (RISDA).*

*The census of RE covered growing of rubber trees (estates). This industrial 5-digit level (01291) is classified under the Malaysia Standard Industrial Classification (MSIC) 2008. Census of RP covered the factories processing raw natural rubber into semi-finished products (Example: Standard Malaysian Rubber (S.M.R.), Latex Concentrate (LC) etc.). Whereas census of RC covered to factories consuming raw natural rubber/semi-finished products and processed into finished products (Example: tyres, gloves etc.).*

## **5. Frame (source)**

*The frame (source) of rubber censuses are updated annually to take into account new establishments and to record any changes in the status of the establishments such as closed down, not operation, change in activities and location or postal addresses.*

## **6. Methodology**

*The census was primarily conducted through mail enquiry using RE, RP and RC questionnaire. Respondents were given one month to complete and return the questionnaire to the Department. Field enumeration was then carried out to collect the complete questionnaire from the establishments that did not respond.*

## **7. Concepts and definitions**

*Concepts and definitions used are based on the recommendations of the United Nations' Statistical Office<sup>1</sup> and The Association of Natural Rubber Producing Countries (ANRPC). These concepts adhere to accepted practices, thereby facilitating international comparability of data.*

## **8. Definition of rubber industry**

### **Rubber estate**

- (i) All areas, contiguous or non-contiguous, aggregating not less than 40.47 hectares (100 acres), planted with rubber or on which the planting of rubber is permitted and is under a single legal ownership; or*
- (ii) Any area planted with rubber in a coconut, cocoa or oil palm estate.*

### **Rubber smallholding**

*It is defined as all areas, contiguous or non-contiguous, aggregating less than 40.47 hectares (100 acres), planted with rubber or on which the planting of rubber is permitted and is under a single legal ownership. Smallholdings can be organized or unorganized. Organized smallholdings include those under various government schemes such as follows :-*

- (i) Federal Land Development Authority (FELDA);*
- (ii) Rubber Industry Smallholders Development Authority (RISDA);*
- (iii) Federal Land Consolidation and Rehabilitation Authority (FELCRA);*
- (iv) Other Federal Government land schemes; and*
- (v) State Government land schemes.*

<sup>1</sup> *International Recommendations for Industrial Statistics, United Nations' Statistical Office, Statistical Papers, Series, M No. 90, United Nations, New York, 2009.*

### **Planted area**

*The area planted with rubber (mature and/or immature) and which has not been abandoned permanently.*

### **Tapped area**

*The area under mature rubber that has been tapped including areas "rested" under rotational systems.*

### **Production**

*Production of natural rubber refers to the dry rubber content (DRC) of field latex, rubber sheets and scrap (lump and bark) produced by estates and smallholders. This data is collected from the purchasing data of raw rubber processor factories.*

### **Yield**

*The yield is derived by dividing the total production by the average hectarage tapped during the reference month.*

*The data on imports and exports are compiled by the Department of Statistics from declaration forms sourced from the Malaysian Royal Customs Department and Free Zone Authorities. External trade data for Malaysia do not include inter-regional trade between Peninsular Malaysia, Sabah and Sarawak.*

## **9. Imports and Exports**

### **Import**

*Goods are brought into the country either directly or into bonded warehouses, whether or not such goods are for consumption, to be processed, used in manufacturing or for subsequent re-exports to other countries. This categorization of imports is also termed as 'general imports'. In this report, imports are classified according to the country of origin of the goods, that is, the country where the goods are given the final form before they are imported into the registration area.*

### **Exports**

*Goods (locally produced or manufactured or imported for subsequent re-exports) taken out of the country. In this report, exports are classified according to the country of destination, that is, the country where it is expected that the goods will be consumed insofar as this can be ascertained at the time of export. In the case of goods shipped on an "Optional bill of lading", the country of destination refers to that of the first port declared. If the information regarding the country of destination of goods exported via Singapore is not known/available, such exports are included under the value of exports to Singapore that is, under the same category as goods consumed in Singapore. Exports include re-exports. This categorization of exports is also termed as 'general exports'. Data of imports and exports only covers natural rubber codes under HS4001.10.000 to HS4001.29.999.*

- 10. Domestic consumption** *This refers to the usage of natural rubber such as latex concentrate, Ribbed Smoked Sheet (R.S.S.), Standard Malaysian Rubber (S.M.R.), etc. by manufacturing establishments in Malaysia to produce products such as tyres and tubes, rubber footwear, rubber gloves, rubber bands and others. Excluding rubber compound & reclaimed rubber and synthetics rubber.*
- 11. Stocks** *This refers to stocks of rubber owned by establishments regardless where it is located i.e. inside or outside the factory. They include stocks of unprocessed/in process/processed rubber. Stocks are reported as at the beginning and the end of the month.*
- 12. Prices** *Average buyers' mid-day prices for rubber "F.O.B." in Kuala Lumpur. Data on prices are obtained from Malaysian Rubber Board (MRB).*
- 13. Ownership** *The ownership of an establishment is classified by the residential status of the owner(s) of the majority (more than 50 per cent) of the paid-up capital and not by their citizenship status.*
- 14. Employment**
- (i) *Malaysian resident is any individual, company or other organization ordinarily domiciled in Malaysia for a period of at least one year. Malaysian registered branches and incorporated subsidiaries of foreign based/origins are also regarded as residents.*

(ii) *Non-Malaysian resident is any individual, company or other organization ordinarily domiciled in a country other than Malaysia. Foreign branches and/or subsidiaries abroad owned by residents are also regarded as non-residents.*

(iii) *Joint-Ownership is any Malaysian residents and Non-Malaysian residents held equal shares in the business.*

**Total number of persons engaged**

*Number of persons working during December or the last pay period of the reference month.*

**Salaries & wages paid**

*Salaries & wages paid refer to cash payments, including bonuses, paid commissions, overtime wages, cost of living and allowances made to all employees during the reference year. While the employees' contributions to Employees' Provident Fund (EPF) and Social Security Organisation (SOCSO) is included. The employer's contributions are excluded. Allowances to working proprietor, working partners and unpaid family worker are also not included.*

**15. Rounding**

*The sum of the components may not add up to the totals in the tables presented in this publication due to rounding.*

**16. Notes and symbols**

<i>D.R.C</i>	<i>Dry Rubber Content</i>
<i>RM</i>	<i>Ringgit Malaysia</i>
<i>Kg/Ha</i>	<i>Kilogram per hectare</i>
<i>-</i>	<i>Nil</i>

[www.dosm.gov.my](http://www.dosm.gov.my)

