ISSN 0127-919X

JABATAN PERDANA MENTERI
JABATAN PERANGKAAN MALAYSIA

JADUAL INPUT-OUTPUT

INPUT-OUTPUT TABLES

MALAYSIA

2019
2020

JABATAN PERANGKAAN MALAYSIA
DEPARTMENT OF STATISTICS MALAYSIA

JABATAN PERDANA MENTERI
JABATAN PERANGKAAN MALAYSIA

JADUAL INPUT-OUTPUT

INPUT-OUTPUT TABLES

MALAYSIA

2019 & 2020

Pemakluman

Jabatan Perangkaan Malaysia (DOSM) sedang menjalankan Survei Pendapatan, Perbelanjaan Isi Rumah dan Kemudahan Asas (HIES/BA) 2022 bermula dari 1 Januari 2022 sehingga 31 Disember 2022 dan Survei Ekonomi Tahunan (AES) 2022 bermula dari 15 April 2022 sehingga 30 September 2022. DOSM amat menghargai kerjasama daripada responden yang terpilih untuk memberikan maklumat kepada DOSM serta menjayakan survei ini. Sila layari www.dosm.gov.my untuk maklumat lanjut.

Penerbitan statistik ekonomi dan sosial iaitu PocketStats yang mengandungi statistik suku tahunan dan tahunan boleh diperoleh dari portal DOSM atau melalui pautan https://bit.ly/PocketStats_2022.

Dimaklumkan bahawa Kerajaan Malaysia telah mengisytiharkan Hari Statistik Negara (MyStats Day) pada 20 Oktober setiap tahun. Tema sambutan MyStats Day adalah *"Connecting the World with Data We Can Trust".*

Announcement

The Department of Statistics Malaysia (DOSM) is conducting the Household Income, Expenditure and Basic Amenities Survey (HIES/BA) 2022 from 1st January 2022 until 31st December 2022 and the Annual Economic Survey (AES) 2022 from 15th April 2022 until 30th September 2022. DOSM greatly appreciates the cooperation given by selected respondents by sharing their information with DOSM and making the survey a success. Please visit www.dosm.gov.my for more information.

Economic and social statistics publication namely PocketStats which contain quarterly and annual statistics can be obtained from the DOSM portal or via the link https://bit.ly/PocketStats_2022.

Please be informed that the Government of Malaysia has declared National Statistics Day (MyStats Day) on October 20 each year. MyStats Day theme is "Connecting the World with Data We Can Trust".

JABATAN PERANGKAAN MALAYSIA
DEPARTMENT OF STATISTICS MALAYSIA

Diterbitkan dan dicetak oleh / *Published and printed by:*
Jabatan Perangkaan Malaysia
Department of Statistics, Malaysia
Blok C6, Kompleks C,
Pusat Pentadbiran Kerajaan Persekutuan,
62514 Putrajaya,
MALAYSIA

Tel.	:	03-8885 7000
Faks	:	03-8888 9248
Portal	:	https://www.dosm.gov.my
Facebook / Twitter / Instagram / YouTube	:	StatsMalaysia
Emel / Email	:	info@dosm.gov.my (pertanyaan umum / *general enquiries*) data@dosm.gov.my (pertanyaan & permintaan data / data request & enquiries)
Harga / *Price*	:	RM80.00

Diterbitkan pada Ogos 2022 / *Published in August 2022*

Hakcipta terpelihara / *All rights reserved*

Tiada bahagian daripada terbitan ini boleh diterbitkan semula, disimpan untuk pengeluaran atau ditukar dalam apa-apa bentuk atau alat apa jua pun kecuali setelah mendapat kebenaran daripada Jabatan Perangkaan Malaysia.
Pengguna yang mengeluarkan sebarang maklumat dari terbitan ini sama ada yang asal atau diolah semula hendaklah meletakkan kenyataan berikut:

"Sumber : Jabatan Perangkaan Malaysia".

No part of this publication may be reproduced or distributed in any form or by any means or stored in database without the prior written permission from the Department of Statistics, Malaysia.
Users reproducing content of this publication with or without adaptation should quote the following:

"Source : Department of Statistics Malaysia".

ISSN 0127-919X

Penerbitan Jadual Input-Output (I-O) Malaysia disusun untuk memaparkan maklumat yang komprehensif tentang arah aliran barangan dan perkhidmatan dalam ekonomi. Jadual I-O 2019 dan 2020 merupakan jadual yang dikemaskini berasaskan Jadual I-O 2015. Ia memberi gambaran berkaitan prestasi ekonomi, hubungan kait antara pengeluar dan pengguna, serta kesalingbergantungan antara industri.

Konsep dan definisi yang digunakan mengikut saranan *System of National Accounts (SNA) 2008, United Nations*. Matriks ini memberikan maklumat yang komprehensif tentang struktur ekonomi Malaysia. Sehubungan itu, ia boleh digunakan sebagai alat untuk analisis dasar dan perancangan ekonomi. Di samping itu, statistik ini digunakan untuk ahli akademik dan individu dalam menjalankan penyelidikan.

Penerbitan ini dibahagikan kepada tiga bahagian. Bahagian pertama memaparkan infografik statistik utama, ringkasan penemuan, analisis I-O dan rencana. Bahagian kedua memaparkan jadual terperinci yang mengandungi 124 komoditi dan 124 aktiviti. Aspek teknikal seperti konsep & definisi, skop & liputan dan kerangka kerja Jadual I-O turut disediakan sebagai rujukan di bahagian ketiga bagi memudahkan pemahaman yang lebih mendalam berkaitan statistik ini.

Jabatan Perangkaan Malaysia (DOSM) merakamkan setinggi-tinggi penghargaan di atas kerjasama dan sokongan yang diberikan oleh semua pihak dalam menjayakan penerbitan ini. Pandangan dan cadangan ke arah penambahbaikan penerbitan ini pada masa hadapan amat dihargai.

DATO' SRI DR. MOHD UZIR MAHIDIN
Ketua Perangkawan Malaysia

Ogos 2022

PREFACE

The publication of Malaysia's Input-Output (I-O) Tables is compiled to present comprehensive information on the flow of goods and services in the economy. Input-Output (I-O) Tables for 2019 and 2020 are updated tables based on the I-O Table 2015. It illustrates economic performance, the relationship between producers and consumers, as well as interdependence among industries.

The concepts and definitions used are based on the recommendations of the System of National Accounts (SNA) 2008, the United Nations. This matrix provides comprehensive information on the Malaysian economic structure. Thus, it can be used as a tool for policy analysis and economic planning. In addition, these statistics are useful for the academia and individuals in the field of research.

This publication is divided into three sections. The first section portrays the infographic of main statistics, summary of findings, I-O analysis and article. The second section provides the detailed tables which comprises of 124 commodities and 124 activities. The technical aspect such as concepts & definitions, scope & coverage and framework of I-O Tables are also provided in the third section as a reference to facilitate greater undertstanding of the statistics.

The Department of Statistics Malaysia (DOSM) would like to express its sincere appreciation to all parties concerned for their cooperation and support in producing this publication. Comments and suggestions towards improving future publications are appreciated.

DATO' SRI DR. MOHD UZIR MAHIDIN

Chief Statistician Malaysia

August 2022

Singkatan / *Abbreviations*

b	:	bilion / *billion*
COFOG	:	*Classification of the Functions of Government*
COICOP	:	*Classification of Individual Consumption According to Purpose*
CPC	:	*Central Product Classification*
FISIM	:	*Financial Intermediation Services Indirectly Measured*
GFCF	:	*Gross Fixed Capital Formation*
HS	:	*Harmonized System*
i.e.	:	Ekspresi Latin yang bermaksud "iaitu: dengan kata lain” *Latin expression meaning “that is: in other words”*
I-O	:	*Input-Output*
ISIC	:	*International Standard Industrial Classification of All Economic Activities*
MCPA	:	Klasifikasi Produk mengikut Aktiviti Malaysia *Malaysia Classification Products by Activity*
MSIC	:	Piawaian Klasifikasi Industri Malaysia *Malaysia Standard Industrial Classification*
n.a.	:	tidak berkenaan / *not applicable*
NPISHs	:	Institut Bukan Keuntungan Berkhidmat Untuk Isi Rumah / *Non-Profit Institution Serving Households*
OOD	:	Pemilikan Tempat Kediaman / *Owner-Occupied Dwellings*
PMTK	:	Pembentukan Modal Tetap Kasar
R&D	:	Penyelidikan dan Pembangunan / *Research and Development*
RM	:	Ringgit Malaysia
SNA	:	*System of National Accounts*

Simbol / *Symbols*

-	:	tiada / *nil*
0	:	nilai kurang daripada 1 / *value less than 1*
%	:	peratus / *per cent*
&	:	dan / *and*

KANDUNGAN / *CONTENTS*

Kata Pengantar — i
Preface

Singkatan / Simbol — iii
Abbreviations / Symbols

Kandungan — iv
Table of Contents

BAHAGIAN 1
PART 1

- **Sepintas Lalu** — 1
  Snapshot
- **Ringkasan Penemuan** — 5
  Summary of Findings
- **Analisis Input-Output** — 29
  Input-Output Analysis
- **Rencana** — 55
  Article

BAHAGIAN 2
PART 2

Jadual :
Tables :

01 **Jadual Penawaran dan Penggunaan Barangan & Perkhidmatan pada Harga Pembeli (RM'000), 2019** — 70
Supply and Use Tables of Goods & Services at Purchasers' Prices (RM'000), 2019

02 **Jadual Pengeluaran Domestik pada Harga Asas, Aktiviti mengikut Komoditi (RM'000), 2019** — 74
Domestic Production Tables at Basic Prices, Activity by Commodity (RM'000), 2019

03 **Jadual Penggunaan Domestik pada Harga Asas, Komoditi mengikut Aktiviti (RM'000), 2019** — 130
Domestic Use Tables at Basic Prices, Commodity by Activity (RM'000), 2019

04 **Jadual Penggunaan Import pada Harga Asas, Komoditi mengikut Aktiviti (RM'000), 2019** — 190
Imports Use Tables at Basic Prices, Commodity by Activity (RM'000), 2019

05 **Jadual Penggunaan pada Harga Pembeli, Komoditi mengikut Aktiviti (RM'000), 2019** — 250
Use Tables at Purchasers' Prices, Commodity by Activity (RM'000), 2019

06	**Ringkasan Jadual Penawaran dan Penggunaan Barangan & Perkhidmatan pada Harga Pembeli (RM Juta), 2019** *Summary of Supply and Use Tables of Goods & Services at Purchasers' Prices (RM Million), 2019*	310
07	**Ringkasan Jadual Pengeluaran Domestik pada Harga Asas, Aktiviti mengikut Komoditi (RM Juta), 2019** *Summary of Domestic Production Tables at Basic Prices, Activity by Commodity (RM Million), 2019*	312
08	**Ringkasan Jadual Penggunaan Domestik pada Harga Asas, Komoditi mengikut Aktiviti (RM Juta), 2019** *Summary of Domestic Use Tables at Basic Prices, Commodity by Activity (RM Million), 2019*	314
09	**Ringkasan Jadual Penggunaan Import pada Harga Asas, Komoditi mengikut Aktiviti (RM Juta), 2019** *Summary Imports Use Tables at Basic Prices, Commodity by Activity (RM Million), 2019*	316
10	**Ringkasan Jadual Penggunaan pada Harga Pembeli, Komoditi mengikut Aktiviti (RM Juta), 2019** *Summary of Use Tables at Purchasers' Prices, Commodity by Activity (RM Million), 2019*	318
11	**Jadual Penawaran dan Penggunaan Barangan & Perkhidmatan pada Harga Pembeli (RM'000), 2020** *Supply and Use Tables of Goods & Services at Purchasers' Prices (RM'000), 2020*	320
12	**Jadual Pengeluaran Domestik pada Harga Asas, Aktiviti mengikut Komoditi (RM'000), 2020** *Domestic Production Tables at Basic Prices, Activity by Commodity (RM'000), 2020*	324
13	**Jadual Penggunaan Domestik pada Harga Asas, Komoditi mengikut Aktiviti (RM'000), 2020** *Domestic Use Tables at Basic Prices, Commodity by Activity* (RM'000), *2020*	380
14	**Jadual Penggunaan Import pada Harga Asas, Komoditi mengikut Aktiviti (RM'000), 2020** *Imports Use Tables at Basic Prices, Commodity by Activity (RM'000), 2020*	440
15	**Jadual Penggunaan pada Harga Pembeli, Komoditi mengikut Aktiviti (RM'000), 2020** *Use Tables at Purchasers' Prices, Commodity by Activity (RM'000), 2020*	500

16 **Ringkasan Jadual Penawaran dan Penggunaan Barangan & Perkhidmatan pada Harga Pembeli (RM Juta), 2020** 560
Summary of Supply and Use Tables of Goods & Services at Purchasers' Prices (RM Million), 2020

17 **Ringkasan Jadual Pengeluaran Domestik pada Harga Asas, Aktiviti mengikut Komoditi (RM Juta), 2020** 562
Summary of Domestic Production Tables at Basic Prices, Activity by Commodity (RM Million), 2020

18 **Ringkasan Jadual Penggunaan Domestik pada Harga Asas, Komoditi mengikut Aktiviti (RM Juta), 2020** 564
Summary of Domestic Use Tables at Basic Prices, Commodity by Activity (RM Million), 2020

19 **Ringkasan Jadual Penggunaan Import pada Harga Asas, Komoditi mengikut Aktiviti (RM Juta), 2020** 566
Summary Imports Use Tables at Basic Prices, Commodity by Activity (RM Million), 2020

20 **Ringkasan Jadual Penggunaan pada Harga Pembeli, Komoditi mengikut Aktiviti (RM Juta), 2020** 568
Summary of Use Tables at Purchasers' Prices, Commodity by Activity (RM Million), 2020

BAHAGIAN 3
PART 3

Nota Teknikal 571
Technical Notes

Lampiran
Appendix

1 **Senarai Klasifikasi mengikut Ekonomi** 593
List of Classification by Economic Activity

2 **Sumber Data** 608
Data Source

Glosari 611
Glossary

SEPINTAS LALU
SNAPSHOT

Muka surat ini sengaja dibiarkan kosong
This page is deliberately left blank

Jumlah Penawaran dan Penggunaan

2015 | 2019 | 2020

RM3,583.3b | RM4,382.8b | RM4,089.6b

PENAWARAN

Pengeluaran Domestik

	2015	2019	2020
RM b	2,762.4	3,464.2	3,260.6
%	78.1	79.0	79.7
%		5.8	-5.9

Import

	2015	2019	2020
RM b	728.8	873.6	783.2
%	20.6	20.0	19.2
%		4.6	-10.4

Cukai Bersih ke atas Produk

	2015	2019	2020
RM b	47.1	44.9	45.9
%	1.3	1.0	1.1
%		-1.2	2.2

PENGGUNAAN

Penggunaan Perantaraan

	2015	2019	2020
RM b	1,634.3	1,996.4	1,888.5
%	46.2	45.6	46.2
%		5.1	-5.4

Penggunaan Akhir - Domestik

	2015	2019	2020
RM b	1,086.7	1,398.9	1,327.7
%	30.7	31.9	32.5
%		6.5	-5.1

Eksport

	2015	2019	2020
RM b	817.4	987.5	873.5
%	23.1	22.5	21.4
%		4.8	-11.5

Nota:

Sumbangan (%) kepada Penawaran/Penggunaan

Pertumbuhan tahunan (%)
2019 : Purata Pertumbuhan Tahunan
2020 : Pertumbuhan Tahunan

Nilai Ditambah

2020: RM1,372.1b
2019: RM1,467.8b
2015: RM1,128.1b

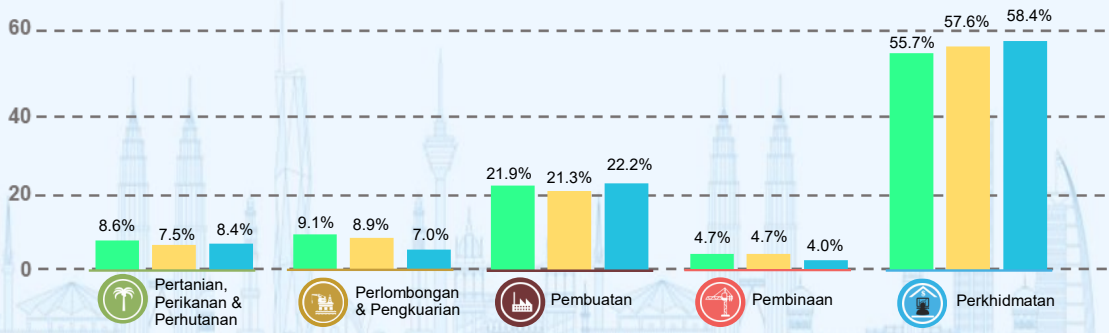

Sumber: Jadual Input-Output Malaysia 2019 dan 2020, Jabatan Perangkaan Malaysia (DOSM)

Total Supply and Use

2015 | 2019 | 2020

RM3,583.3b | RM4,382.8b | RM4,089.6b

SUPPLY

Domestic Production

	2015	2019	2020
RM b	2,762.4	3,464.2	3,260.6
%	78.1	79.0	79.7
%		5.8	-5.9

Imports

	2015	2019	2020
RM b	728.8	873.6	783.2
%	20.6	20.0	19.2
%		4.6	-10.4

Net Taxes on Products

	2015	2019	2020
RM b	47.1	44.9	45.9
%	1.3	1.0	1.1
%		-1.2	2.2

USE

Intermediate Use

	2015	2019	2020
RM b	1,634.3	1,996.4	1,888.5
%	46.2	45.6	46.2
%		5.1	-5.4

Final Use - Domestic

	2015	2019	2020
RM b	1,086.7	1,398.9	1,327.7
%	30.7	31.9	32.5
%		6.5	-5.1

Exports

	2015	2019	2020
RM b	817.4	987.5	873.5
%	23.1	22.5	21.4
%		4.8	-11.5

Note:
Share (%) to Supply/Use
Annual Growth (%)
2019 : Average Annual Growth
2020 : Annual Growth

Value Added

2020: RM1,372.1b
2019: RM1,467.8b
2015: RM1,128.1b

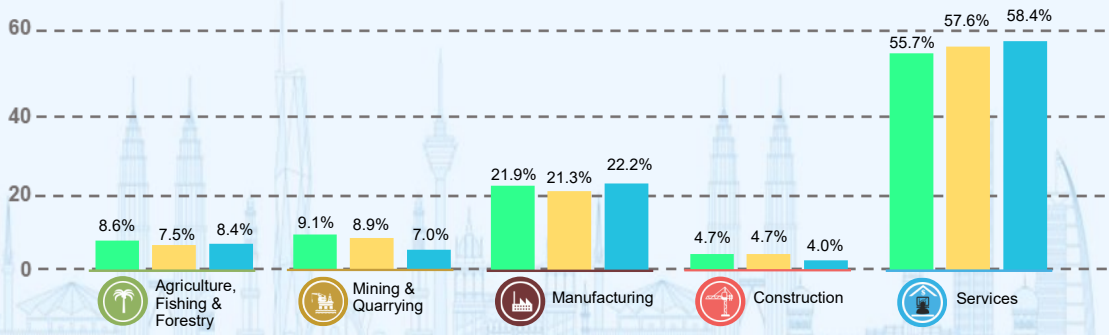

Source: Malaysia Input-Output Tables 2019 and 2020, Department of Statistics Malaysia (DOSM)

RINGKASAN PENEMUAN

SUMMARY OF FINDINGS

Muka surat ini sengaja dibiarkan kosong
This page is deliberately left blank

PENGENALAN

Jadual Input-Output (I-O) Malaysia 2019 dan 2020 merupakan jadual yang dikemaskini berasaskan Jadual I-O 2015. Jadual ini memaparkan maklumat yang komprehensif tentang arah aliran barangan dan perkhidmatan dalam ekonomi. Ia memberi gambaran berkaitan prestasi ekonomi dan hubung kait antara pengeluar dan pengguna serta kesalingbergantungan antara industri.

PENAWARAN DAN PENGGUNAAN

Jumlah penawaran dan penggunaan dalam ekonomi Malaysia pada tahun 2020 adalah sebanyak RM4,089.6 bilion berbanding RM4,382.8 bilion pada tahun 2019. Kadar pertumbuhan tahunan menyusut sebanyak 6.7 peratus berbanding tahun sebelumnya seperti pada **Paparan 1.**

Paparan 1: Penawaran dan Penggunaan

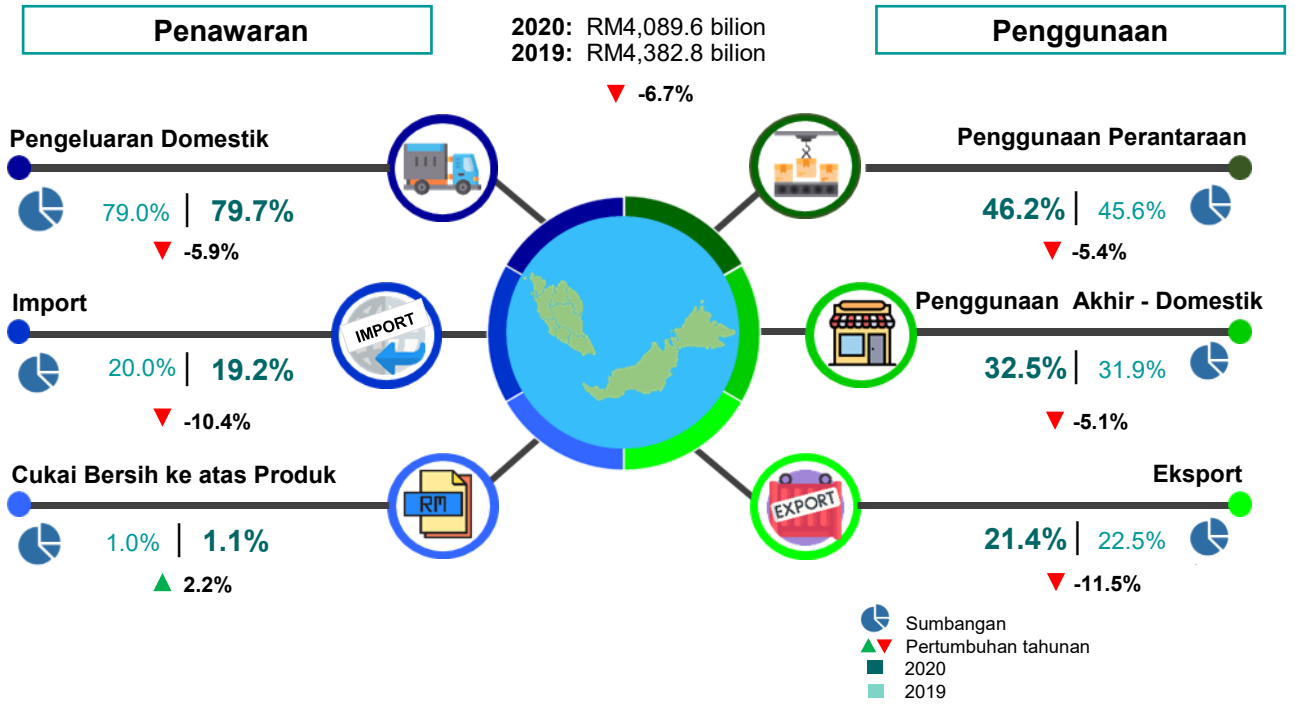

PENAWARAN

Penawaran merangkumi pengeluaran domestik, transaksi import dan cukai bersih ke atas produk dalam ekonomi. Jumlah penawaran merekodkan sebanyak RM4,089.6 bilion pada tahun 2020 menyusut sebanyak 6.7 peratus berbanding tahun sebelumnya. Pengeluaran domestik yang merangkumi 79.7 peratus daripada jumlah penawaran menyusut sebanyak 5.9 peratus berbanding tahun 2019 (79.0%).

Sementara itu, import menyumbang 19.2 peratus dengan mencatatkan nilai RM783.2 bilion menurun sebanyak 10.4 peratus berbanding tahun sebelumnya. Namun demikian, cukai bersih ke atas produk menyumbang 1.1 peratus dan meningkat 2.2 peratus kepada RM45.9 bilion.

Pengeluaran Domestik

Jumlah pengeluaran domestik menurun 5.9 peratus kepada RM3,260.6 bilion pada tahun 2020 daripada RM3,464.2 bilion pada tahun 2019 seperti di **Paparan 2**. Sumbangan barangan dan perkhidmatan bagi pengeluaran domestik adalah masing-masing sebanyak 50.9 peratus dan 49.1 peratus.

Paparan 2: Pengeluaran Domestik

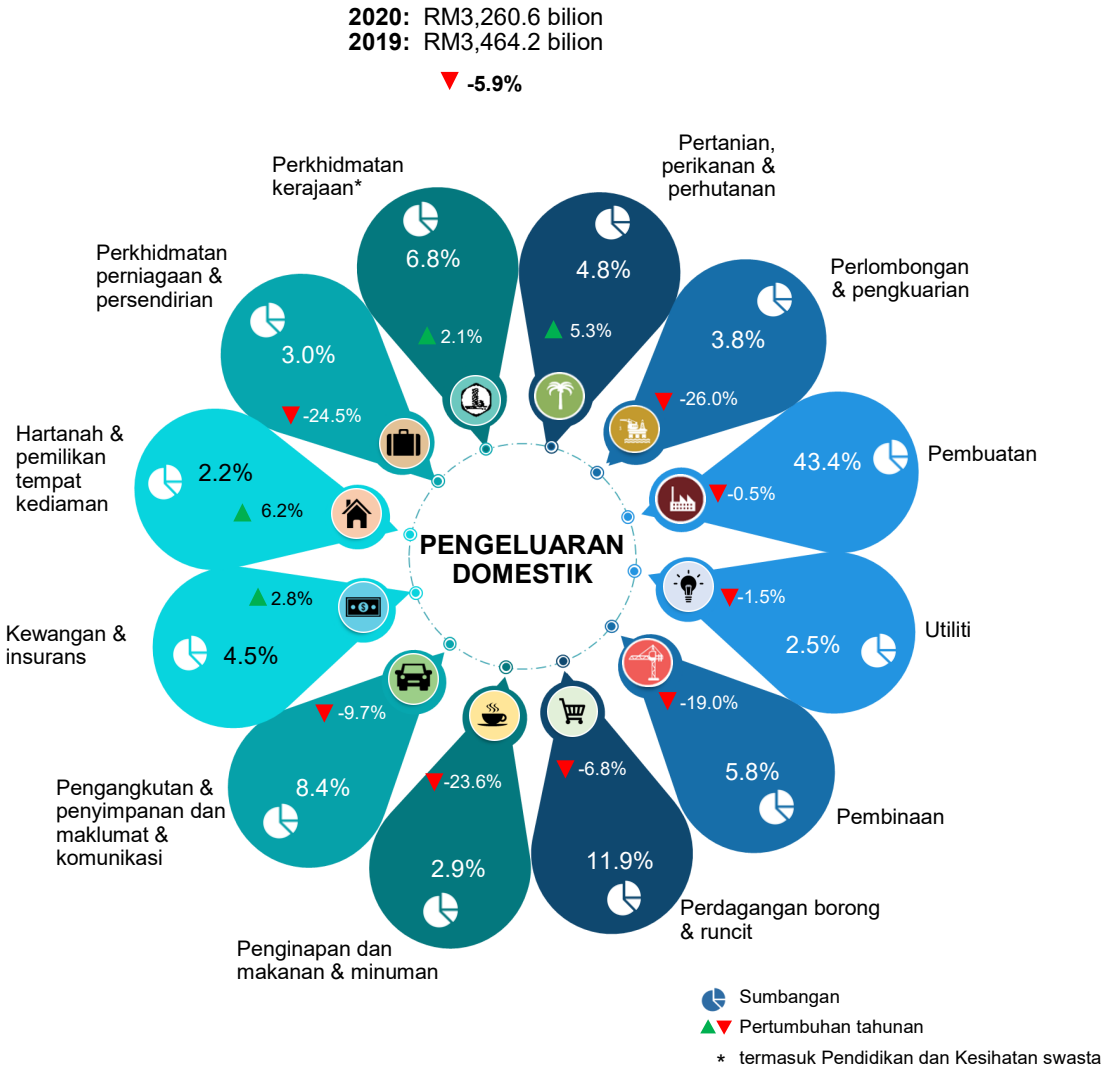

Pengeluaran domestik diterajui oleh sektor Pembuatan dengan 43.4 peratus (RM1,414.0 bilion). Sektor kedua terbesar adalah sektor Perkhidmatan, dengan sumbangan 42.2 peratus. Subsektor Perdagangan borong & runcit merupakan pendorong utama dengan sumbangan sebanyak 11.9 peratus atau RM387.4 bilion, diikuti oleh subsektor Pengangkutan & penyimpanan dan maklumat & komunikasi dengan 8.4 peratus (RM275.2 bilion). Dari segi pertumbuhan, sektor Pertanian, perikanan & perhutanan merekodkan pertumbuhan tertinggi sebanyak 5.3 peratus, meningkat daripada RM149.6 bilion pada tahun 2019 kepada RM157.6 bilion pada tahun 2020.

Import

Jumlah import barangan dan perkhidmatan pada tahun 2020 menurun 10.4 peratus kepada RM783.2 bilion daripada RM873.6 bilion pada tahun 2019 seperti di **Paparan 3**.

Import barangan mencatatkan nilai sebanyak RM643.0 bilion dengan sumbangan 82.1 peratus pada tahun 2020 berbanding RM692.5 bilion (79.3%) pada tahun 2019. Import perkhidmatan menurun kepada RM140.1 bilion (17.9%) pada tahun 2020 daripada RM181.1 bilion (20.7%) pada tahun 2019. Import perjalanan menyumbang 2.6 peratus pada tahun 2020 dan 5.9 peratus pada tahun 2019. Berdasarkan import mengikut Klasifikasi Penggunaan Akhir & Kategori Ekonomi Umum (BEC), Barangan perantaraan menyumbang sebanyak 50.9 peratus (2019: 54.1%), Re-eksport sebanyak 23.6 peratus (2019: 19.6%), Barangan modal sebanyak 12.2 peratus (2019: 12.5%) dan Barangan penggunaan sebanyak 10.8 peratus (2019: 8.0%).

Paparan 3: Import

2020: RM783.2 bilion
2019: RM873.6 bilion
▼ **-10.4%**

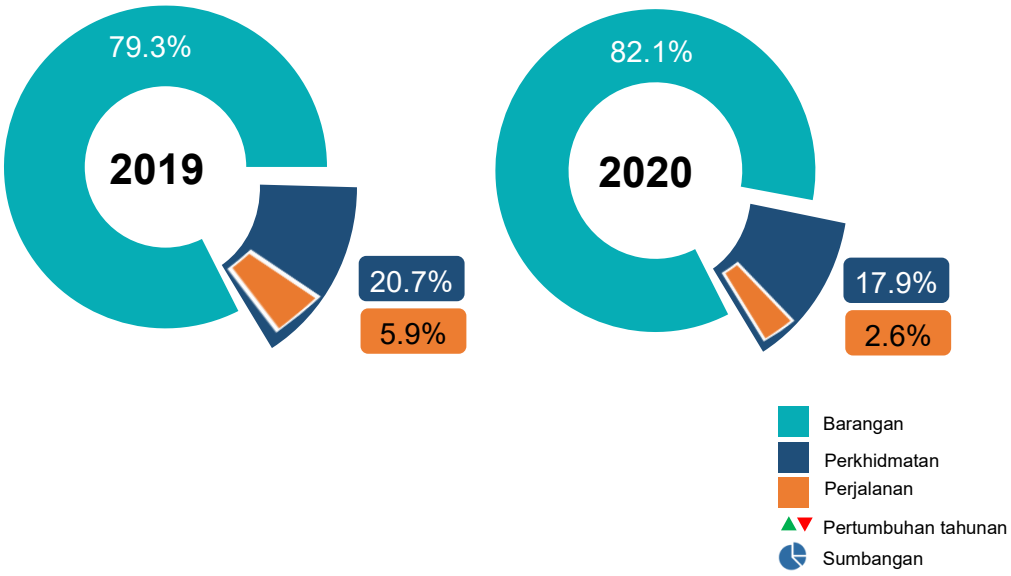

Penggunaan Import mengikut BEC*

	Barangan perantaraan	Re-eksport	Barangan Modal	Barangan Penggunaan
2020	RM398.6b 50.9%	RM184.6b 23.6%	RM95.4b 12.2%	RM84.5b 10.8%
2019	RM472.2b 54.1%	RM170.9b 19.6%	RM108.9b 12.5%	RM70.3b 8.0%

***tidak termasuk perjalanan**

Cukai Bersih ke atas Produk

Cukai bersih ke atas produk berjumlah RM45.9 bilion pada tahun 2020 berbanding RM44.9 bilion pada tahun 2019, merekodkan pertumbuhan tahunan 2.2 peratus seperti di **Paparan 4**.

Daripada jumlah tersebut, sebanyak RM49.5 bilion adalah cukai ke atas produk dengan penurunan sebanyak 6.6 peratus berbanding tahun 2019 (RM53.0 bilion). Manakala, subsidi ke atas produk adalah RM3.6 bilion (2019: RM8.1 bilion).

Paparan 4: Cukai Bersih ke atas Produk

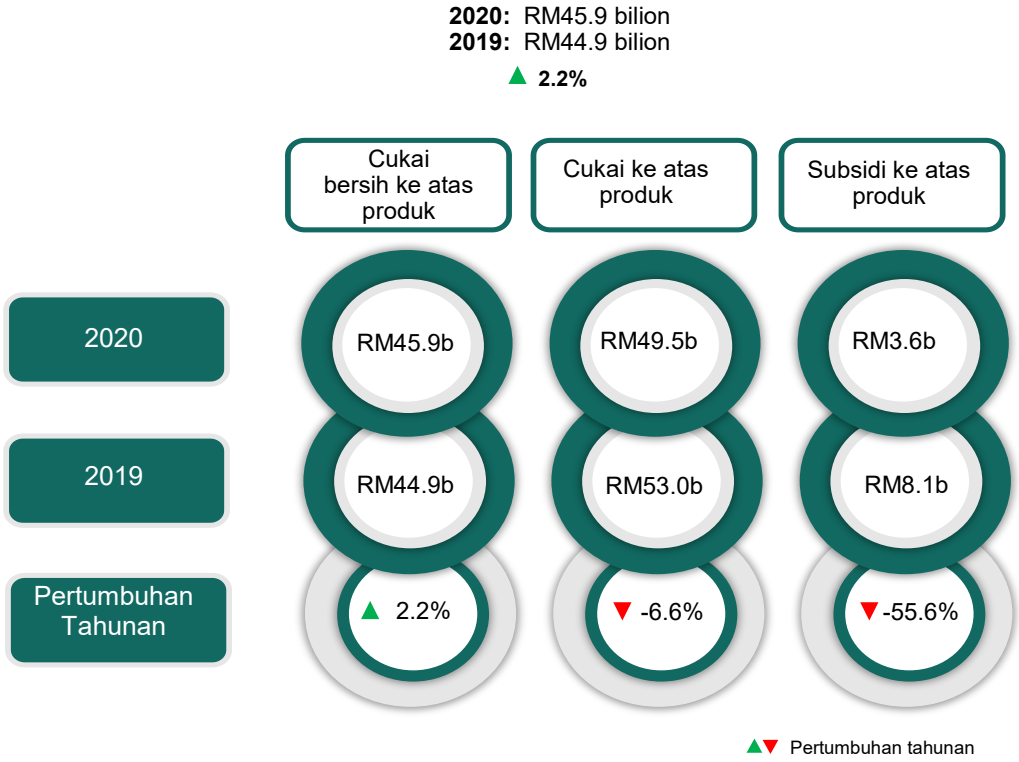

PENGGUNAAN

Penggunaan terdiri daripada penggunaan perantaraan dan penggunaan akhir. Komponen Penggunaan akhir adalah Penggunaan swasta, Penggunaan kerajaan, Pembentukan modal tetap kasar, Perubahan inventori dan Eksport. Penggunaan perantaraan menyumbang 46.2 peratus manakala penggunaan akhir mencatatkan 53.8 peratus pada tahun 2020.

Penggunaan Perantaraan

Penggunaan perantaraan merekodkan RM1,888.5 bilion pada tahun 2020, menurun sebanyak 5.4 peratus berbanding RM1,996.4 bilion pada tahun sebelumnya, seperti di **Paparan 5**.

Paparan 5: Penggunaan Perantaraan

2020: RM1,888.5 bilion
2019: RM1,996.4 bilion

▼ **-5.4%**

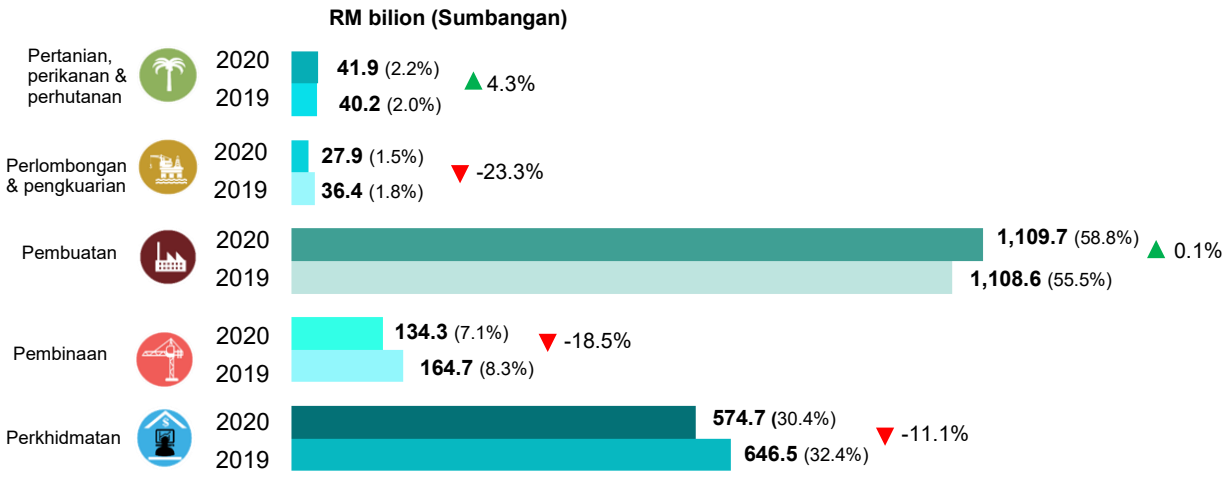

Sumbangan Subsektor Perkhidmatan (%)

	Utiliti	Perdagangan borong & runcit	Penginapan dan makanan & minuman	Pengangkutan & penyimpanan dan maklumat & komunikasi	Kewangan & insurans	Hartanah & pemilikan tempat kediaman	Perkhidmatan perniagaan & persendirian	Perkhidmatan kerajaan*
2020	2.2	8.0	2.9	7.6	2.6	1.0	2.3	3.8
2019	2.1	8.3	3.5	8.3	2.4	1.0	3.1	3.6
	▼ -0.9%	▼ -9.1%	▼ -22.5%	▼ -13.2%	▲ 3.1%	▼ -9.7%	▼ -28.9%	▼ -0.1%

▲▼ Pertumbuhan tahunan
* termasuk Pendidikan dan Kesihatan swasta

Penggunaan perantaraan dipacu oleh sektor Pembuatan dengan sumbangan 58.8 peratus meningkat kepada RM1,109.7 bilion pada tahun 2020 (2019: RM1,108.6 bilion atau 55.5%), terutamanya disokong oleh subsektor Komponen dan papan elektronik (RM173.1 bilion), Minyak & lemak sayuran dan haiwan (RM134.5 bilion) dan Kok dan produk petroleum bertapis (RM126.9 bilion). Dalam pengeluaran output bagi sektor Pembuatan, 78.5 peratus adalah input perantaraan (2019: 78.0%) dan baki 21.5 peratus adalah nilai ditambah (2019: 22.0%).

Sementara itu, sektor Perkhidmatan merupakan penyumbang kedua terbesar bagi penggunaan perantaraan iaitu sebanyak 30.4 peratus (RM574.7 bilion) pada tahun 2020 (2019: RM646.5 bilion) terutamanya didorong oleh subsektor Perdagangan borong & runcit dengan 8.0 peratus (RM 150.5 bilion), diikuti oleh Pengangkutan & penyimpanan dan maklumat & komunikasi 7.6 peratus (RM144.2 bilion).

Penggunaan Akhir

Penggunaan akhir yang dilaporkan pada tahun 2020 berjumlah RM2,201.2 bilion, menurun 7.8 peratus berbanding RM2,386.4 bilion pada tahun 2019 **(Paparan 6).**

Paparan 6: Penggunaan Akhir

2020: RM2,201.2 bilion
2019: RM2,386.4 bilion

▼ **-7.8%**

	Penggunaan swasta	Penggunaan kerajaan	Pembentukan modal tetap kasar	Perubahan inventori*	Eksport
2020	RM863.0b 39.2%	RM185.4b 8.4%	RM296.7b 13.5%	RM-17.3b -0.8%	RM873.5b 39.7%
2019	RM904.3b 37.9%	RM176.3b 7.4%	RM347.0b 14.5%	RM-28.6b -1.2%	RM987.5b 41.4%
Pertumbuhan Tahunan	▼-4.6%	▲ 5.2%	▼-14.5%	▼-39.3%	▼-11.5%

Sumbangan
▲▼ Pertumbuhan tahunan
* termasuk barangan berharga dan perbezaan statistik

Penggunaan akhir terutamanya disumbangkan oleh Eksport iaitu 39.7 peratus atau RM873.5 bilion, diikuti oleh Penggunaan swasta dengan 39.2 peratus (RM863.0 bilion) dan Pembentukan modal tetap kasar dengan 13.5 peratus (RM296.7 bilion).

Pengunaan Swasta

Penggunaan swasta pada tahun 2020 adalah RM863.0 bilion, merosot sebanyak 4.6 peratus (2019: RM904.3 bilion). Makanan & minuman bukan alkohol merupakan penggunaan utama dengan sumbangan sebanyak 26.4 peratus (RM225.4 bilion). Daripada jumlah tersebut, Minyak dan lemak merupakan penggunaan yang terbesar dengan sumbangan sebanyak 24.5 peratus, diikuti Penternakan ayam dan itik (11.8%) dan Sayur-sayuran (8.3%) seperti di **Paparan 7**.

Penyumbang kedua terbesar kepada penggunaan swasta adalah Perumahan, air, elektrik, gas dan bahan api lain dengan 15.8 peratus iaitu RM135.4 bilion, diikuti oleh Pelbagai barangan dan perkhidmatan dengan 11.1 peratus (RM94.6 bilion).

Paparan 7: Penggunaan Swasta

2020: RM863.0 bilion
2019: RM904.2 bilion

▼ -4.6%

	Jumlah penggunaan isi Rumah	+	NPISHs	+	Pembelian langsung di luar negeri oleh residen	-	Pembelian domestik oleh bukan residen	=	Jumlah penggunaan swasta
2020	RM854.7b		RM0.7b		RM20.1b		RM12.5b		RM863.0b
2019	RM934.4b		RM0.6b		RM51.3b		RM82.1b		RM904.2b

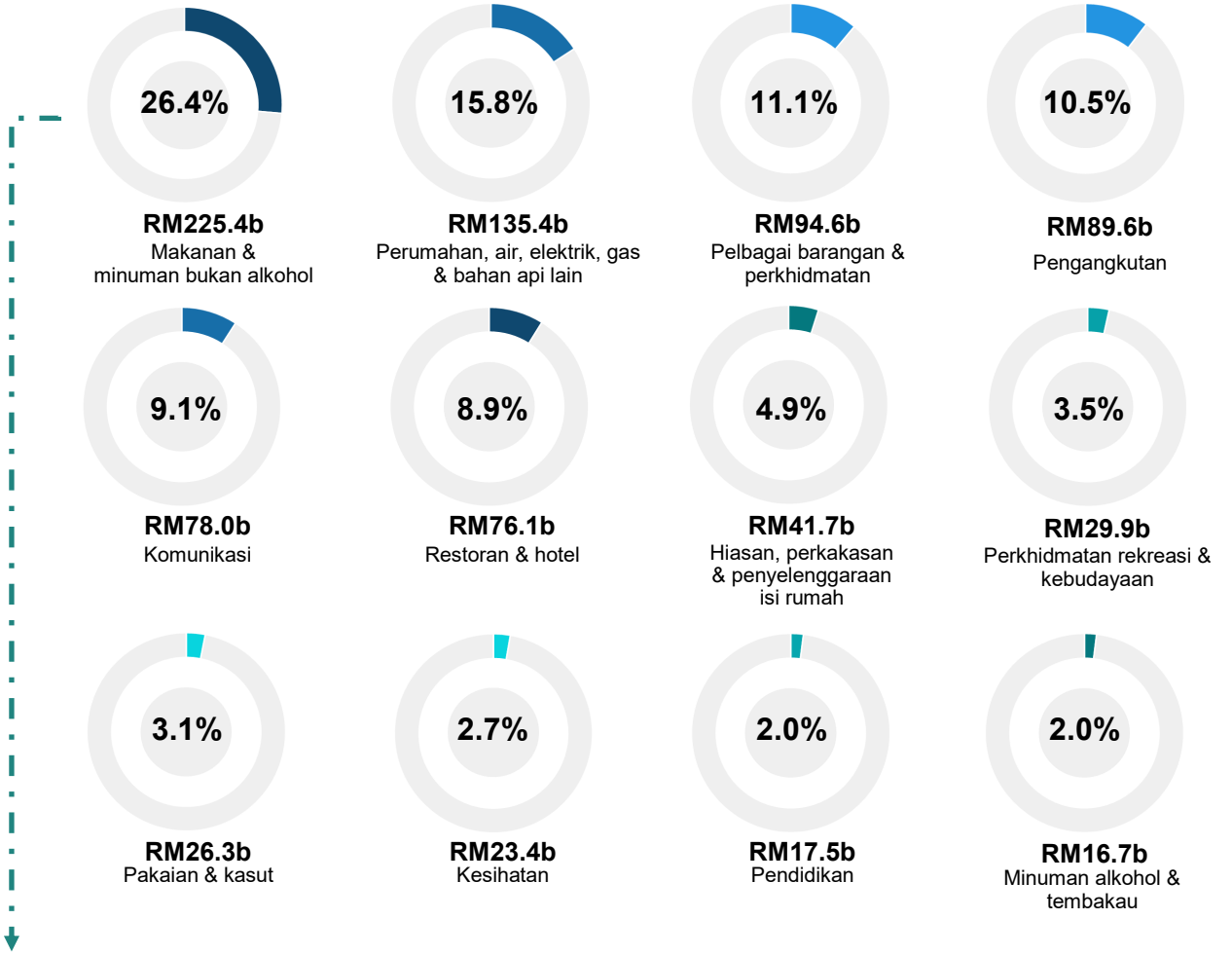

Lima (5) Produk Utama

▲▼ Pertumbuhan tahunan

Minyak & lemak sayuran dan haiwan	Penternakan ayam dan itik	Sayur-sayuran	Pemprosesan makanan lain	Perikanan dan akuakultur
24.5%	11.8%	8.3%	7.6%	6.6%

Penggunaan Kerajaan

Penggunaan kerajaan pada tahun 2020 bertumbuh sebanyak 5.2 peratus kepada RM185.4 bilion berbanding RM176.3 bilion pada tahun 2019 **(Paparan 8).**

Paparan 8: Penggunaan Kerajaan

2020: RM185.4 bilion
2019: RM176.3 bilion

▲ **5.2%**

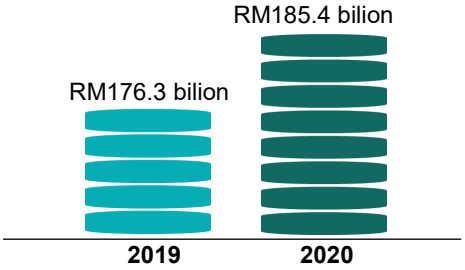

▲▼ Pertumbuhan tahunan

Pembentukan Modal Tetap Kasar

Pembentukan modal tetap kasar (PMTK) pada tahun 2020 berjumlah RM296.7 bilion, berkurang sebanyak 14.5 peratus daripada RM347.0 bilion pada tahun 2019.

Paparan 9: Penggunaan Modal Tetap Kasar

2020: RM296.7 bilion
2019: RM347.0 bilion

▼ **-14.5%**

	Jumlah	Pertanian, perikanan & perhutanan	Perlombongan & pengkuarian	Pembuatan	Pembinaan	Perkhidmatan
2020	RM296.7b	RM10.4b	RM27.9b	RM52.0b	RM6.1b	RM200.2b
2019	RM347.0b	RM11.4b	RM36.8b	RM62.7b	RM6.2b	RM229.9b
2020 Sumbangan	100.0%	3.5%	9.4%	17.5%	2.1%	67.5%
2019 Sumbangan	100.0%	3.3%	10.6%	18.1%	1.8%	66.3%

▲▼ Pertumbuhan tahunan

Sektor Perkhidmatan merupakan penyumbang terbesar PMTK dengan 67.5 peratus atau RM200.2 bilion pada tahun 2020, diikuti sektor Pembuatan dan sektor Perlombongan & pengkuarian masing-masing pada 17.5 peratus (RM52.0 bilion) dan 9.4 peratus (RM27.9 bilion) seperti di **Paparan 9**.

Eksport

Jumlah eksport barangan dan perkhidmatan pada tahun 2020 adalah RM873.5 bilion berbanding RM987.5 bilion pada 2019. Jumlah eksport tahun 2020 menyusut 11.5 peratus tahun ke tahun seperti di **Paparan 10**.

Paparan 10: Eksport

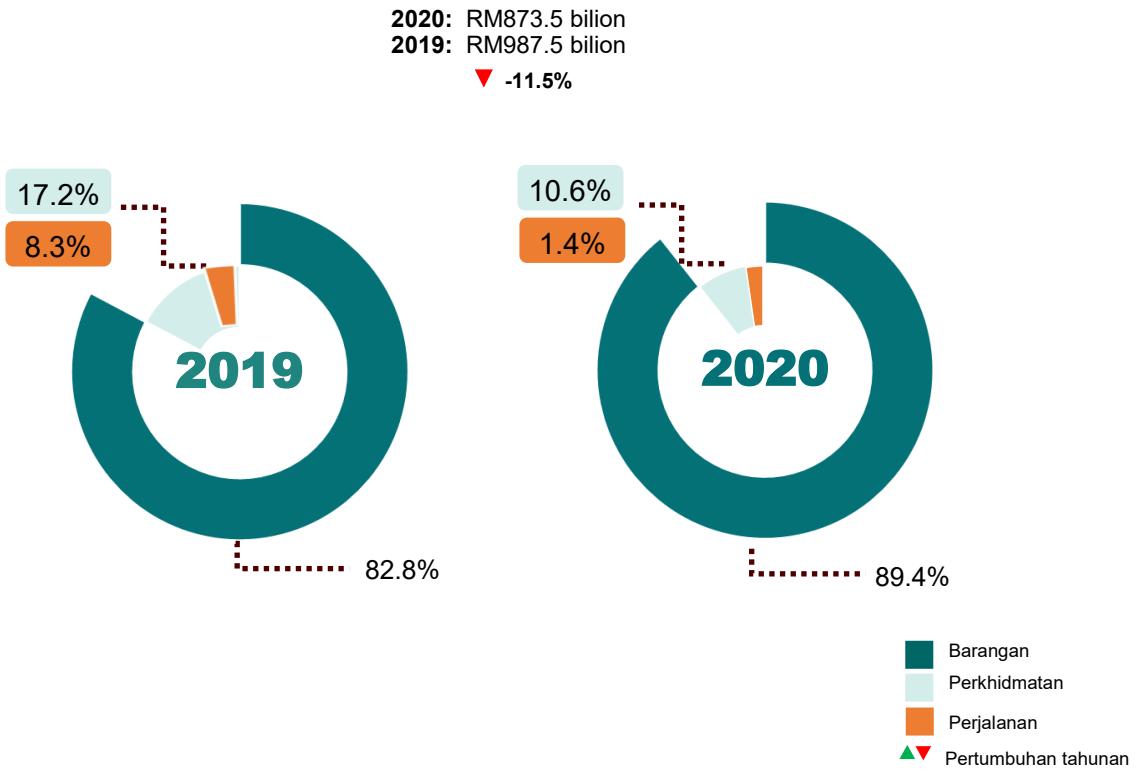

Eksport barangan mencatatkan penyusutan 4.5 peratus kepada RM780.5 bilion dengan sumbangan sebanyak 89.4 peratus pada tahun 2020 daripada RM817.3 bilion (82.8%) pada tahun 2019. Eksport perkhidmatan juga merosot sebanyak 45.4 peratus kepada RM93.0 bilion berbanding tahun sebelumnya yang disebabkan oleh kejatuhan eksport perjalanan sebanyak RM69.6 bilion kepada RM12.6 bilion (2019: RM82.1 bilion). Eksport perjalanan menyumbang 1.4 peratus pada tahun 2020 dan 8.3 peratus pada tahun 2019.

NILAI DITAMBAH

Nilai ditambah merekodkan RM1,372.1 bilion pada tahun 2020 berbanding RM1,467.8 bilion pada tahun 2019 dengan penurunan 6.5 peratus seperti di **Paparan 11**.

Paparan 11: Nilai Ditambah

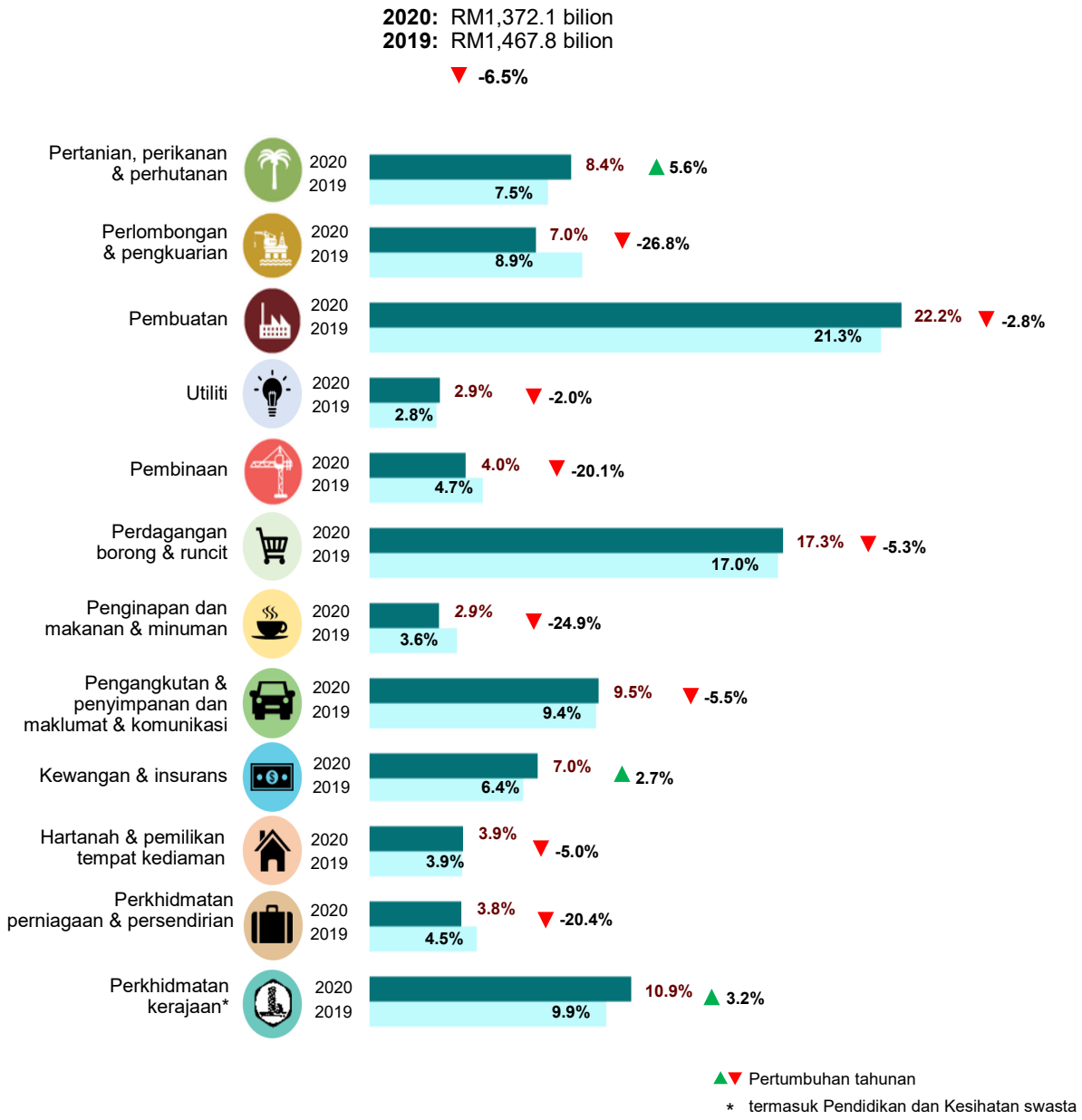

Sektor Perkhidmatan merupakan penyumbang terbesar kepada nilai ditambah sebanyak RM801.2 bilion dengan sumbangan 58.4 peratus pada tahun 2020 dan RM845.3 bilion (57.6%) pada tahun 2019.

Subsektor Perdagangan borong dan runcit kekal sebagai pemangkin utama bagi sektor Perkhidmatan, mencatatkan RM236.9 bilion (17.3%), diikuti oleh Perkhidmatan kerajaan RM150.0 bilion (10.9%) dan Pengangkutan & penyimpanan dan maklumat & komunikasi RM131.0 bilion (9.5%). Ketiga-tiga subsektor tersebut menyumbang 64.6 peratus daripada sektor Perkhidmatan.

Sektor Pembuatan merupakan penyumbang kedua terbesar dengan 22.2 peratus atau RM304.3 bilion dan diikuti oleh sektor Pertanian, perikanan & perhutanan dengan RM115.6 bilion (8.4%).

INTRODUCTION

Malaysia's Input-Output (I-O) Tables for 2019 and 2020 are updated tables based on the I-O Table 2015. These tables provides comprehensive information regarding the flow of goods and services in the economy. These tables portray the economic performance, the relationship between producers and consumers and interdependence between industries.

SUPPLY AND USE

*The total supply and use in the Malaysian economy in 2020 amounted to RM4,089.6 billion as compared to RM4,382.8 billion in 2019. As shown **Exhibit 1**, its annual growth rate decreased by 6.7 per cent from the previous year.*

Exhibit 1: Supply and Use

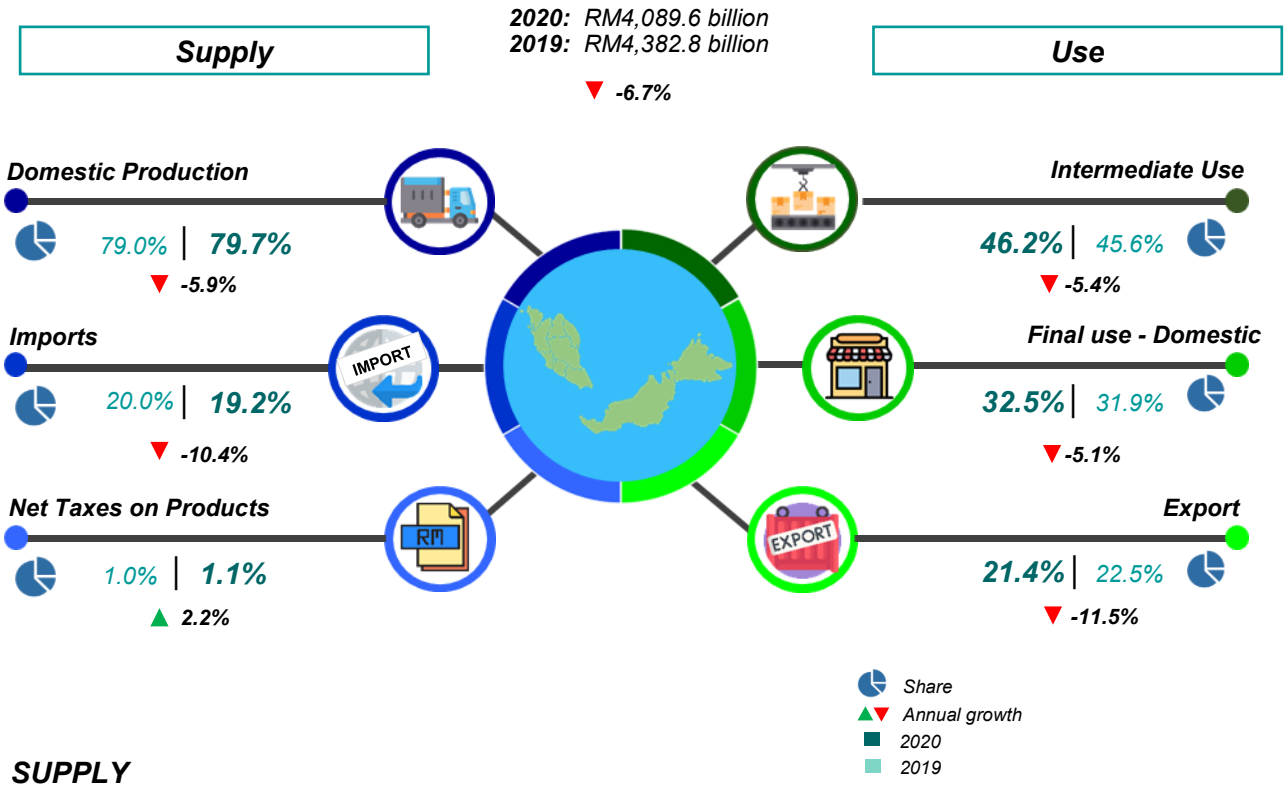

SUPPLY

The supply includes domestic production, imports transactions and net taxes on products in the economy. Total supply of RM4,089.6 billion in 2020 decreased by 6.7 per cent compared to the previous year. The domestic production which comprised of 79.7 per cent of the total supply, declined by 5.9 per cent compared to 2019 (79.0%).

Meanwhile, imports contributed 19.2 per cent with a value of RM783.2 billion, a decrease of 10.4 per cent compared to the previous year. However, net taxes on products contributed 1.1 per cent and increased 2.2 per cent to RM45.9 billion.

Domestic Production

The total domestic production decreased 5.9 per cent to RM3,260.6 billion in 2020 from RM3,464.2 billion in 2019 as in ***Exhibit 2****. The share of goods and services in domestic production were 50.9 per cent and 49.1 per cent, respectively.*

Exhibit 2: Domestic Production

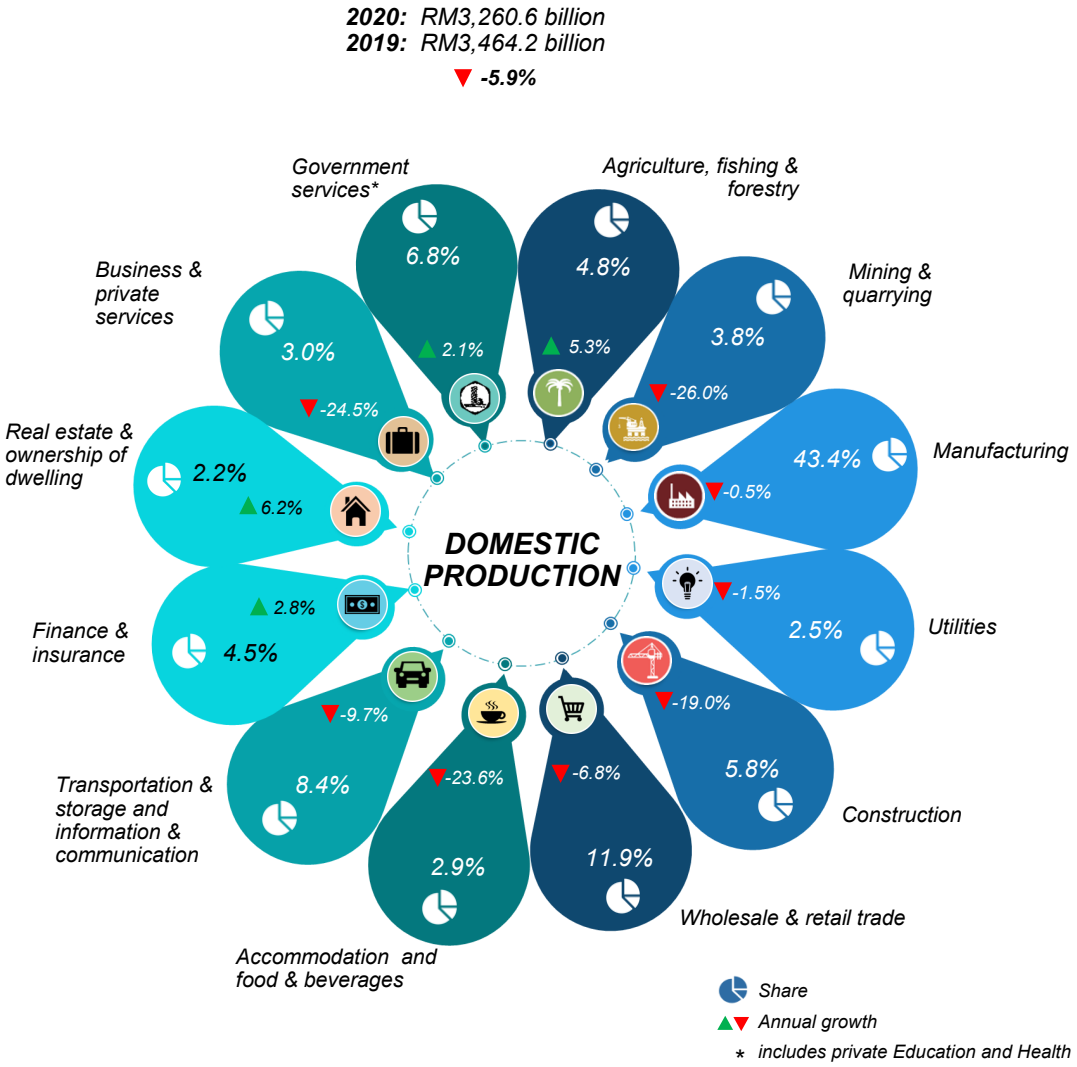

The domestic production was driven by the Manufacturing sector with a share of 43.4 per cent (RM1,414.0 billion). The second largest contributor was the Services sector, which contributed 42.2 per cent. The Wholesale & retail trade sub-sector was the primary impetus with a share of 11.9 per cent or RM387.4 billion, followed by the Transport & storage and information & communication sub-sector with 8.4 per cent (RM275.2 billion). In terms of growth, the Agriculture, fishing & forestry sector recorded the highest growth rate of 5.3 per cent, increasing from RM149.6 billion in 2019 to RM157.6 billion in 2020.

Imports

Total imports of goods and services in 2020 declined by 10.4 per cent to RM783.2 billion from RM873.6 billion in 2019 as in ***Exhibit 3****.*

Imports of goods registered a value of RM643.0 billion with a share of 82.1 per cent in 2020 as compared to RM692.5 billion (79.3%) in 2019. Imports of services decreased to RM140.1 billion (17.9%) in 2020 from RM181.1 billion (20.7%) in 2019. Imports of travel accounted for 2.6 per cent in 2020 and 5.9 per cent in 2019. Based on imports according to End Use Classification & General Economic Category (BEC), Intermediate goods accounted for 50.9 per cent (2019: 54.1%), Re-exports for 23.6 per cent (2019: 19.6%), Capital goods for 12.2 per cent (2019: 12.5%) and Consumption goods for 10.8 per cent (2019: 8.0%).

Exhibit 3: Imports

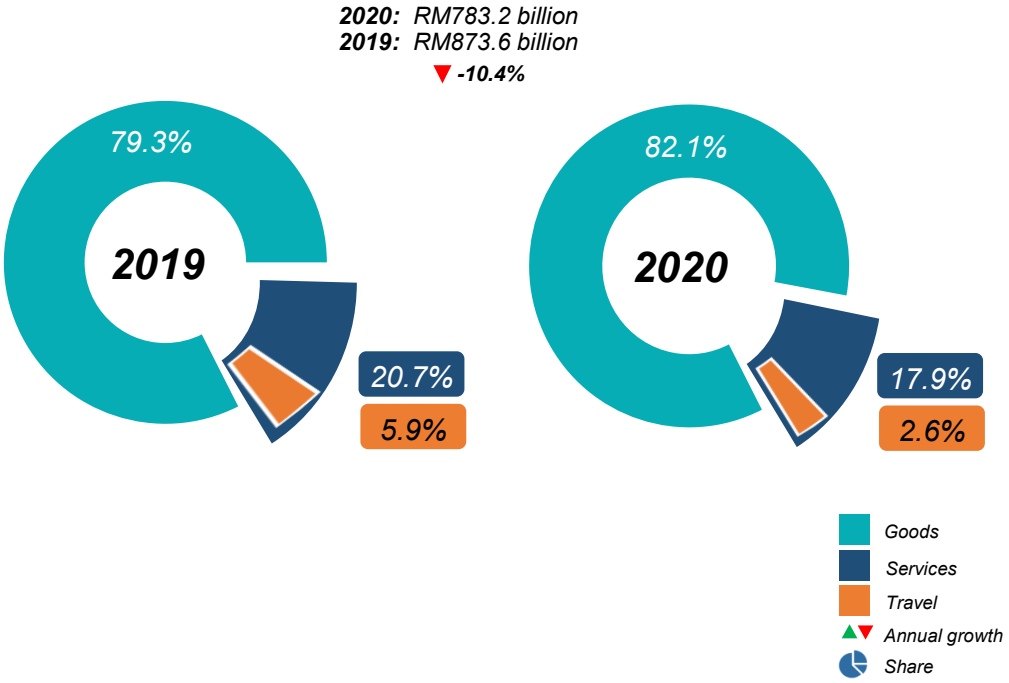

Use of Imports by BEC*

	Intermediate goods	Re-exports	Capital goods	Consumption Goods
2020	RM398.6b 50.9%	RM184.6b 23.6%	RM95.4b 12.2%	RM84.5b 10.8%
2019	RM472.2b 54.1%	RM170.9b 19.6%	RM108.9b 12.5%	RM70.3b 8.0%

** Exclude travel*

Net Taxes on Products

The net taxes on products amounted to RM45.9 billion in 2020 compared to RM44.9 billion in 2019, recording an annual growth of 2.2 per cent as in ***Exhibit 4****.*

Out of the total, RM49.5 billion was taxes on products with a decrease of 6.6 per cent compared to 2019 (RM53.0 billion). Meanwhile, subsidies on products recorded RM3.6 billion (2019: RM8.1 billion).

Exhibit 4: Net Taxes on Products

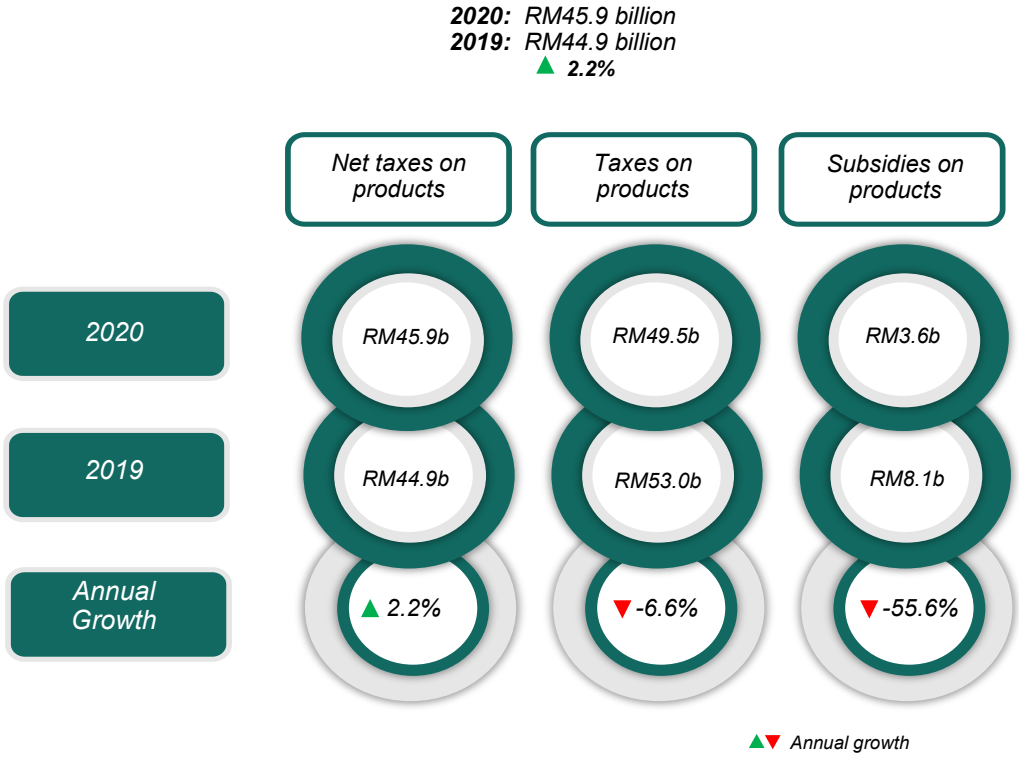

USE

Use comprises intermediate use and final use. The components for final use are Private consumption, Government consumption, Gross fixed capital formation, Changes in inventories and Exports. Intermediate use contributed 46.2 per cent while final use attributed 53.8 per cent on year 2020.

Intermediate Use

Intermediate use recorded RM1,888.5 billion in 2020, a decrease by 5.4 per cent as compared to RM1,996.4 billion in the previous year, as shown in ***Exhibit 5.***

Exhibit 5: Intermediate Use

2020: RM1,888.5 billion
2019: RM1,996.4 billion
▼ **-5.4%**

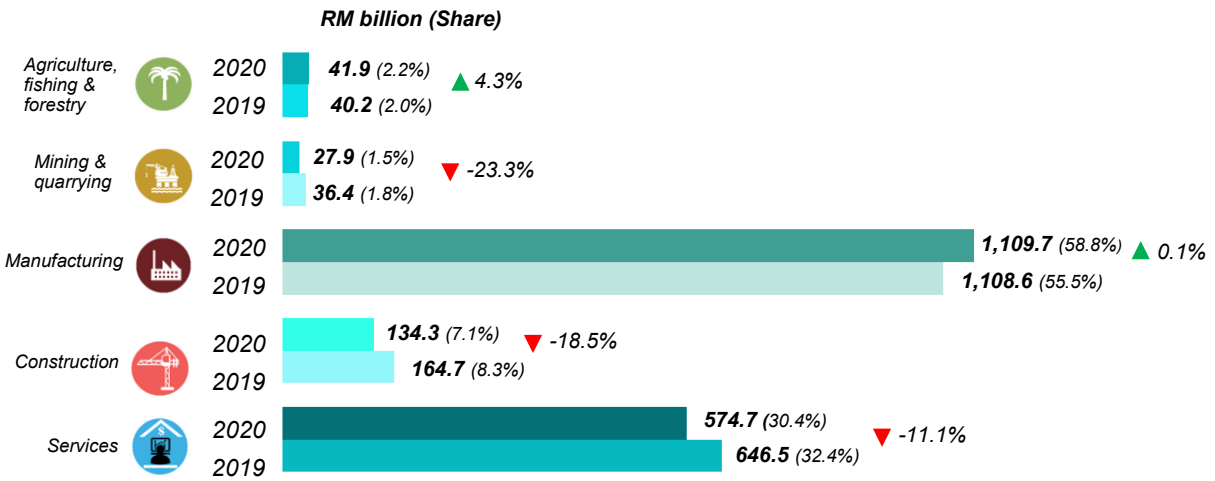

Shares of Services Sub-sectors (%)

	Utilities	Wholesale & retail trade	Accomodation and food & beverages	Transportation & storage and information & communication	Finance & insurance	Real estate & ownership of dwellings	Business & private services	Government services*
2020	2.2	8.0	2.9	7.6	2.6	1.0	2.3	3.8
2019	2.1	8.3	3.5	8.3	2.4	1.0	3.1	3.6
	▼ -0.9%	▼ -9.1%	▼ -22.5%	▼ -13.2%	▲ 3.1%	▼ -9.7%	▼ -28.9%	▼ -0.1%

▲▼ Annual growth
* includes private Education and Health

Intermediate use was driven by the Manufacturing sector with a contribution of 58.8 per cent, which rose to RM1,109.7 billion in 2020 (2019: RM1,108.6 billion or 55.5%), primarily supported by Electronic components and boards (RM173.1 billion), Vegetable & animal oils and fats (RM134.5 billion) and Coke and refined petroleum products sub-sectors (RM126.9 billion). In producing the output for Manufacturing sector, 78.5 per cent was intermediate input (2019: 78.0%) and the remaining 21.5 per cent was value added (2019: 22.0%).

Meanwhile, the Services sector was the second largest contributor to intermediate use which 30.4 per cent (RM574.7 billion) in 2020 (2019: RM646.5 billion) mainly was impelled by Wholesale & retail trade sub-sector with 8.0 per cent (RM150.5 billion), followed by Transportation & storage and information & communication sub-sector with 7.6 per cent (RM144.2 billion).

Final Use

The final use that was reported in 2020 amounted to RM2,201.2 billion, decreased 7.8 per cent as compared to RM2,386.4 billion in 2019 ***(Exhibit 6)****.*

Exhibit 6: Final Use

2020: RM2,201.2 billion
2019: RM2,386.4 billion
▼ -7.8%

	Private consumption	Government consumption	Gross fixed capital formation	Changes in inventories*	Exports
2020	RM863.0b 39.2%	RM185.4b 8.4%	RM296.7b 13.5%	RM-17.3b -0.8%	RM873.5b 39.7%
2019	RM904.3b 37.9%	RM176.3b 7.4%	RM347.0b 14.5%	RM-28.6b -1.2%	RM987.5b 41.4%
Annual Growth	▼ -4.6%	▲ 5.2%	▼ -14.5%	▼ -39.3%	▼ -11.5%

Share
▲▼ Annual growth
* includes valuable items and statistical discrepancy

Final use was mainly contributed by Exports with a share of 39.7 per cent or RM873.5 billion, followed by Private consumption with 39.2 per cent (RM863.0 billion) and Gross fixed capital formation with 13.5 per cent (RM296.7 billion).

Private Consumption

Private consumption in 2020 was RM863.0 billion, declined by 4.6 per cent (2019: RM904.3 billion). Food & non-alcoholic beverages was the main consumption with a contribution of 26.4 per cent (RM225.4 billion). Of these, Oils and fats was the largest consumption with a share of 24.5 per cent, followed by Poultry farming (11.8%) and Vegetables (8.3%) as shown in ***Exhibit 7****.*

The second highest contributor to the private consumption was Housing, water, electricity, gas and other fuels with 15.8 per cent or RM135.4 billion, followed by Miscellaneous goods and services with 11.1 per cent (RM94.6 billion).

Exhibit 7: Private Consumption

2020: RM863.0 billion
2019: RM904.2 billion
▼ -4.6%

	Total Household Consumption	+	NPISHs	+	Direct Purchase Abroad by Residents	-	Domestic Purchases by Non-residents	=	Total Private Consumption
2020	RM854.7b		RM0.7b		RM20.1b		RM12.5b		RM863.0b
2019	RM934.4b		RM0.6b		RM51.3b		RM82.1b		RM904.2b

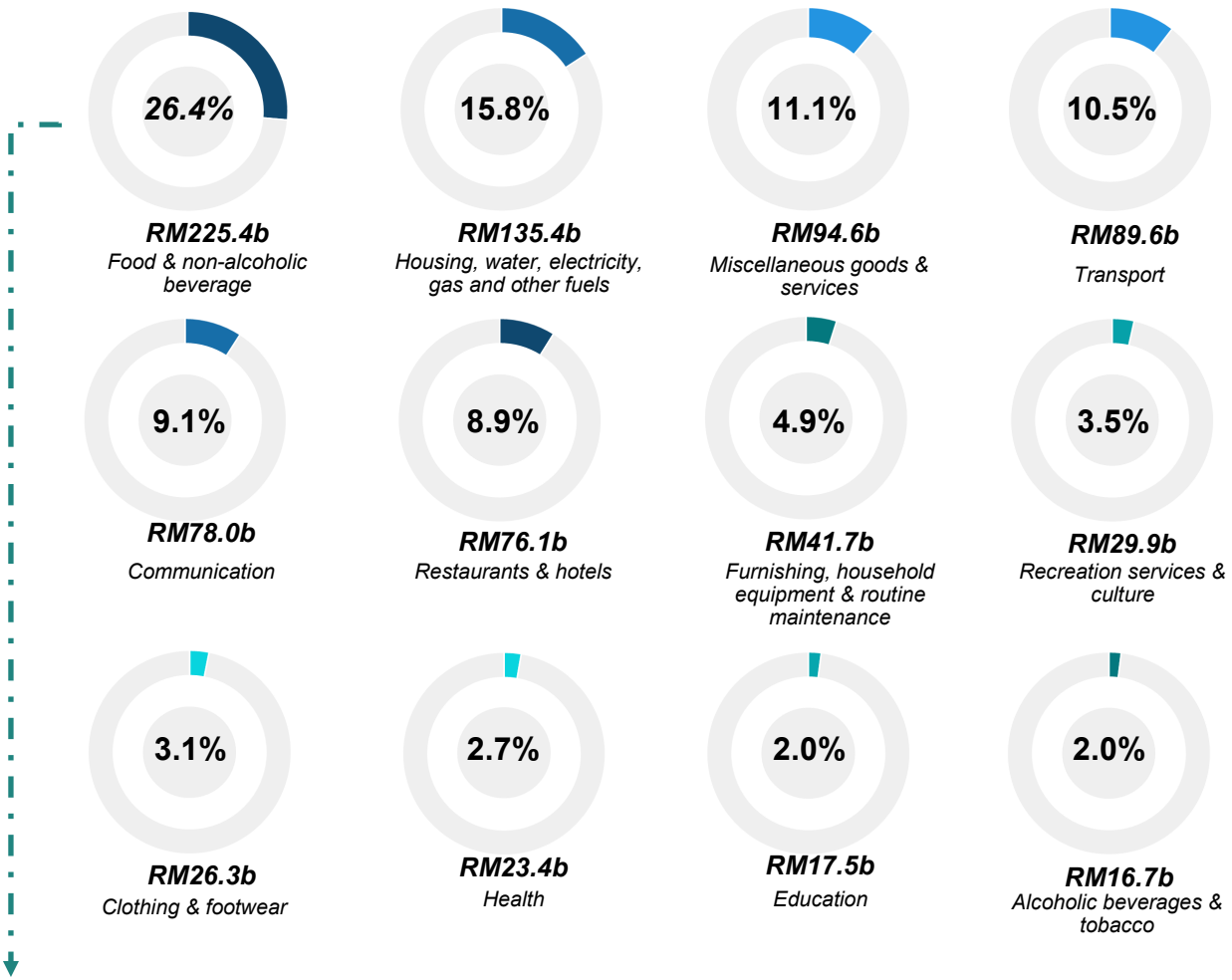

▲▼ Annual growth

Top Five (5) Products

Vegetables & animal oils and fats	Poultry farming	Vegetables	Other food processing	Fishing and aquaculture
24.5%	11.8%	8.3%	7.6%	6.6%

Government Consumption

*Government consumption in 2020 grew by 5.2 per cent to RM185.4 billion as compared to RM176.3 billion in 2019 (**Exhibit 8**).*

Exhibit 8: Government Consumption

2020: RM185.4 billion
2019: RM176.3 billion
▲ 5.2%

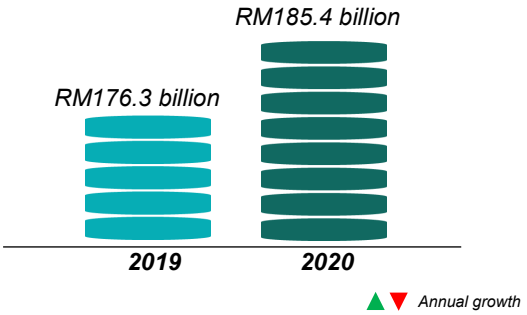

Gross Fixed Capital Formation

Gross fixed capital formation (GFCF) in 2020 amounted to RM296.7 billion, a decrease of 14.5 per cent from RM347.0 billion in 2019.

Exhibit 9: Gross Fixed Capital Formation

2020: RM296.7 billion
2019: RM347.0 billion
▼ -14.5%

	Total	Agriculture, fishing & forestry	Mining & quarrying	Manufacturing	Construction	Services
2020	RM296.7b	RM10.4b	RM27.9b	RM52.0b	RM6.1b	RM200.2b
2019	RM347.0b	RM11.4b	RM36.8b	RM62.7b	RM6.2b	RM229.9b
2020 Share	100.0%	3.5%	9.4%	17.5%	2.1%	67.5%
2019 Share	100.0%	3.3%	10.6%	18.1%	1.8%	66.3%

▲▼ Annual growth

The Services sector dominated GFCF with a share of 67.5 per cent or RM200.2 billion in 2020, followed by Manufacturing sector and Mining & quarrying sector with 17.5 per cent (RM52.0 billion) and 9.4 per cent (RM27.9 billion) respectively, as shown in ***Exhibit 9.***

Exports

The total exports of goods and services for 2020 was RM873.5 billion as compared to RM987.5 billion in 2019. Total exports in 2020 decreased by 11.5 per cent year-on-year as shown in ***Exhibit 10****.*

Exhibit 10: Exports

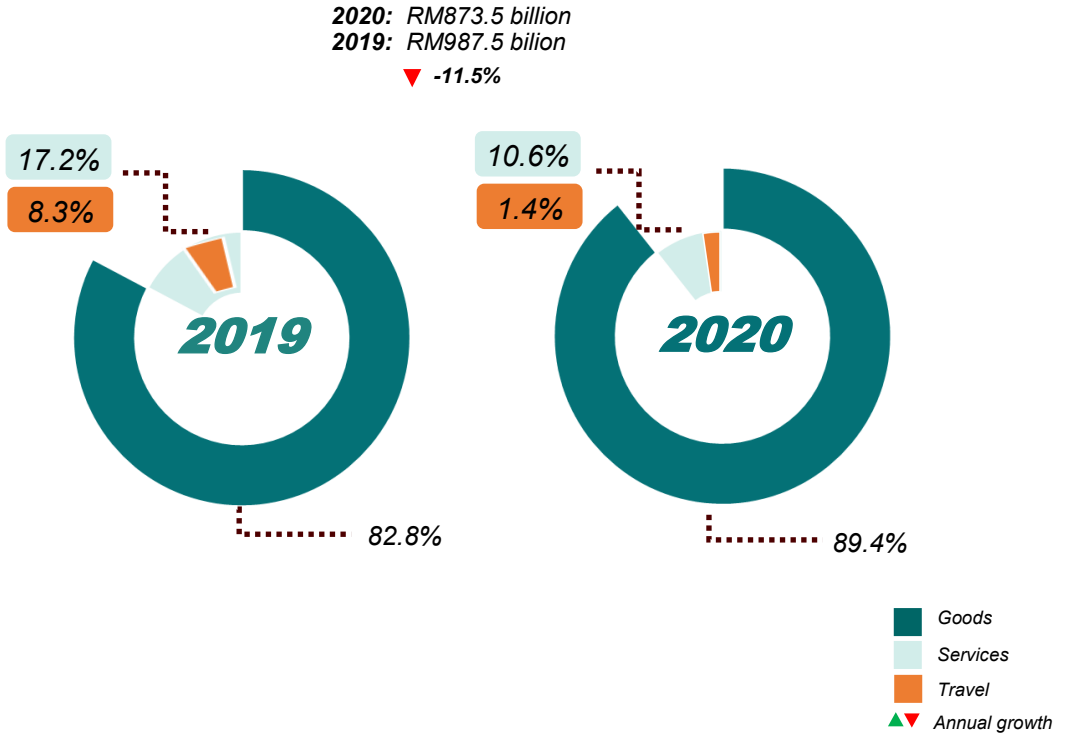

The exports of goods posted a decrease of 4.5 per cent to RM780.5 billion with a share of 89.4 per cent in 2020 from RM817.3 billion (82.8%) in 2019. The exports of services also declined by 45.4 per cent to RM93.0 billion as compared to the previous year influenced by a drop in exports of travel by RM69.6 billion to RM12.6 billion (2019: RM82.1 billion). Exports of travel contributed 1.4 per cent in 2020 and 8.3 per cent in 2019.

Value Added

Value added recorded RM1,372.1 billion in 2020 as compared to RM1,467.8 billion in 2019 with a decrease of 6.5 per cent as in ***Exhibit 11****.*

Exhibit 11: Value Added

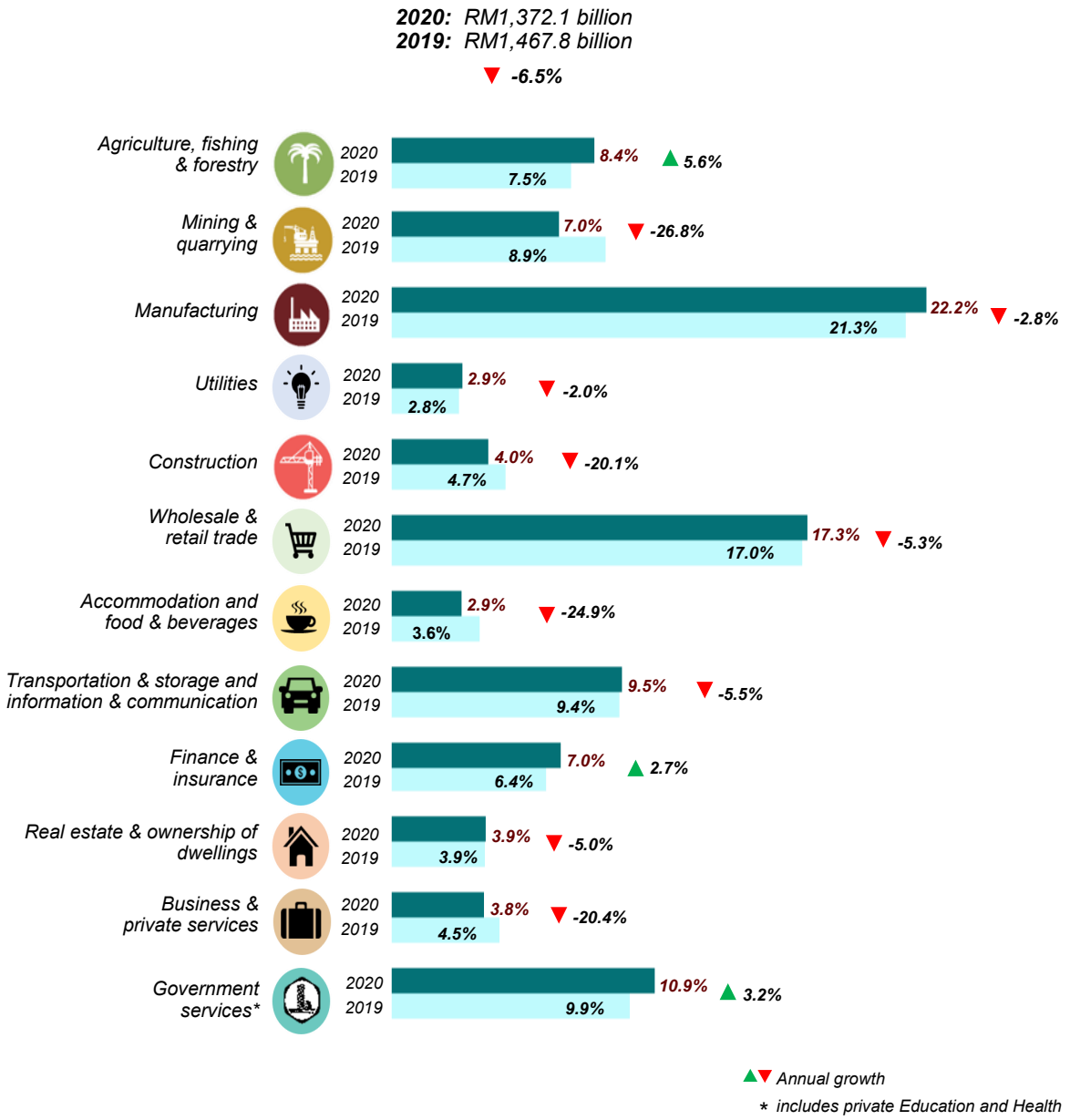

Services sector was the largest contributor to the value added by RM801.2 billion with a share of 58.4 per cent in 2020 and RM845.3 billion (57.6%) in 2019.

Wholesale and retail trade sub-sector remained the main catalyst for the Services sector, recorded RM236.9 billion (17.3%), followed by Government services with RM150.0 billion (10.9%) and Transportation & storage and information & communication RM131.0 billion (9.5%). These three sub-sectors contributed a total of 64.6 percent of to the Services sector.

The Manufacturing sector was the second largest contributor with 22.2 per cent or RM304.3 billion followed by Agriculture, fishing & forestry sector with RM115.6 billion (8.4%).

ANALISIS INPUT-OUTPUT

INPUT-OUTPUT ANALYSIS

Muka surat ini sengaja dibiarkan kosong
This page is deliberately left blank

ANALISIS PENGGANDA

Analisis pengganda merupakan kaedah untuk mengukur impak terhadap pertumbuhan keseluruhan ekonomi apabila berlaku sebarang perubahan dalam komponen permintaan akhir. Ia mengukur kesalingbergantungan langsung dan secara tidak langsung antara satu sektor dengan keseluruhan ekonomi yang melibatkan pembelian dan penjualan antara sektor.

Pengganda Output

Pengganda output mengukur anggaran jumlah output yang boleh dijana dalam keseluruhan ekonomi. Ia menunjukkan kesan daripada perubahan RM1 dalam permintaan akhir bagi sektor tertentu.

Paparan 12: Pengganda Output

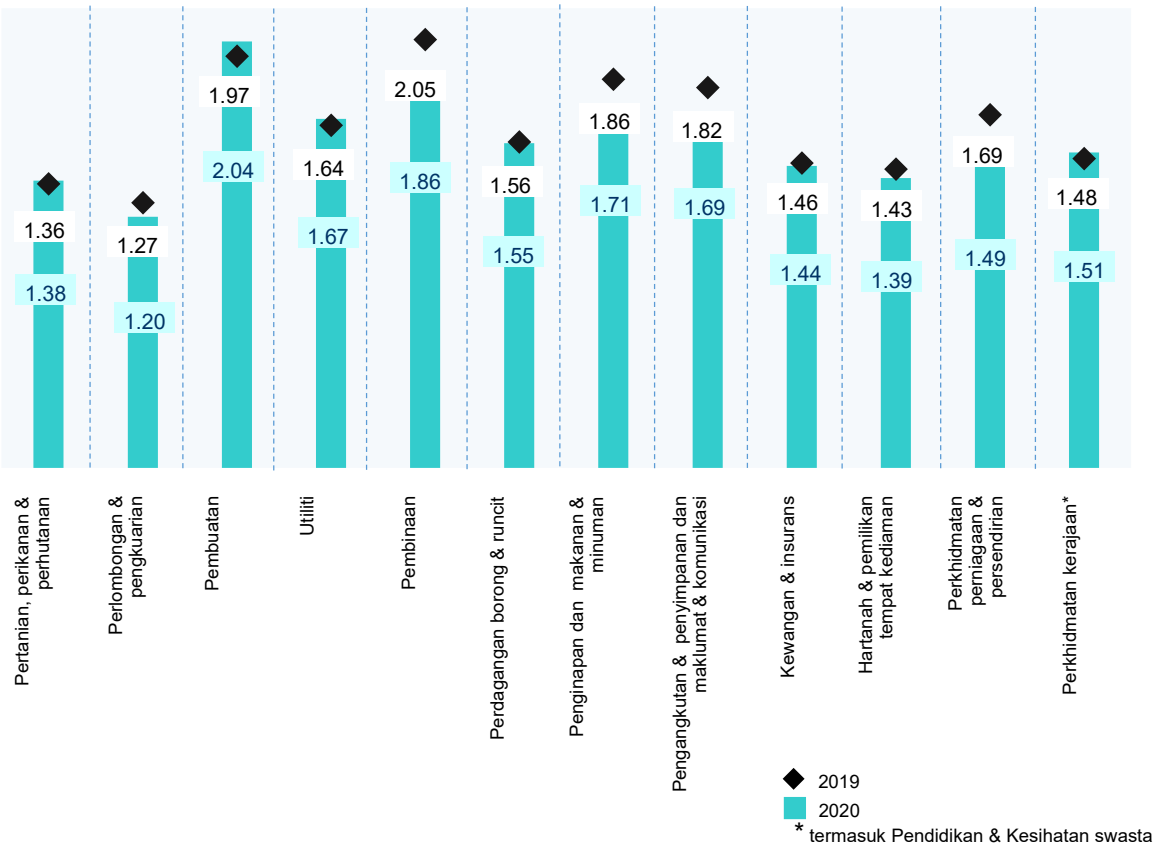

Sektor Pembuatan mencatatkan pengganda output tertinggi dengan nilai 2.04 pada tahun 2020. Ini bermaksud peningkatan RM1 permintaan akhir bagi sektor Pembuatan akan menghasilkan sebanyak RM2.04 output dalam ekonomi. Ini menjelaskan sektor Pembuatan akan merangsang pengeluaran domestik yang lebih tinggi bagi keseluruhan ekonomi. Seterusnya, pengganda output yang kedua tertinggi pada 2020 direkodkan oleh sektor Pembinaan dengan nilai 1.86. Manakala, sektor Pembinaan mencatatkan pengganda output tertinggi pada tahun 2019 dengan 2.05, diikuti oleh sektor Pembuatan dengan nilai 1.97 **(Paparan 12)**.

Pengganda Nilai Ditambah

Pengganda nilai ditambah menganggarkan nilai ditambah terhadap barangan atau perkhidmatan yang dihasilkan dalam keseluruhan ekonomi dan mengenalpasti sektor dalam ekonomi yang memberi nilai sumbangan yang tinggi kepada ekonomi.

Paparan 13: Pengganda Nilai Ditambah

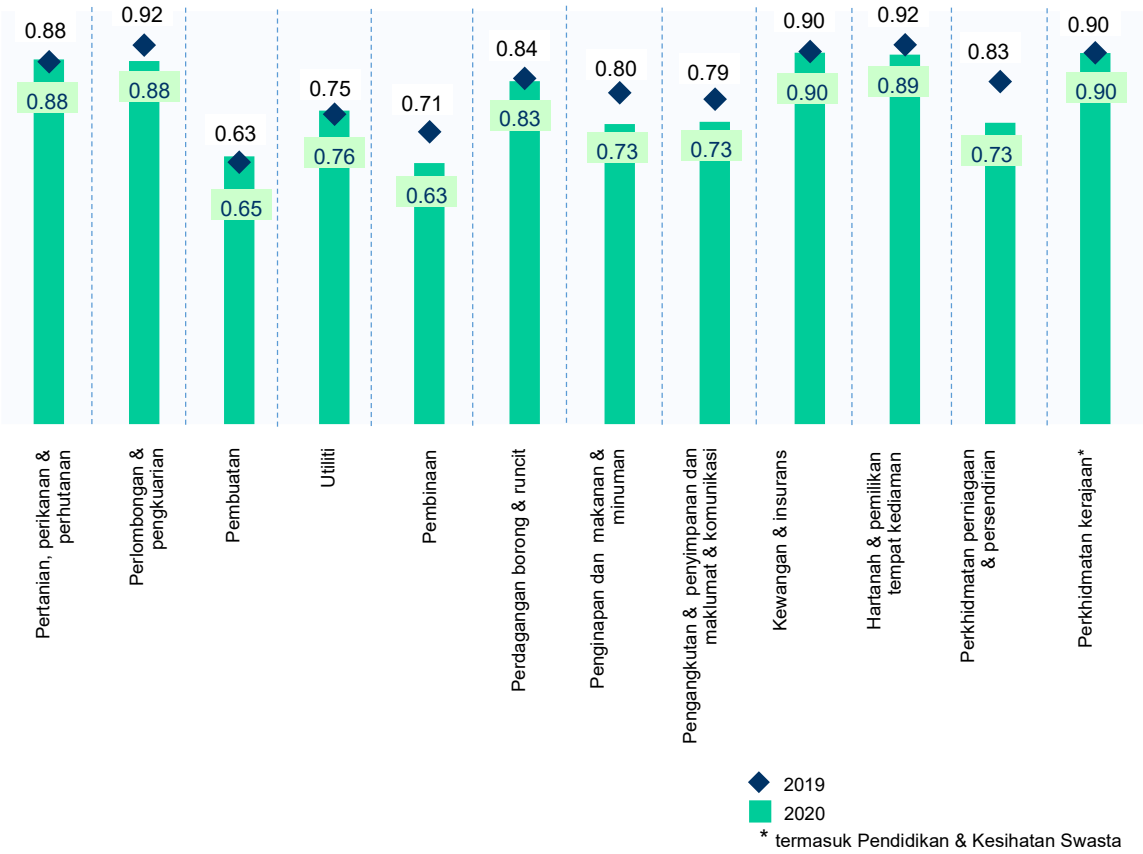

Subsektor Kewangan & insurans mencatatkan pengganda nilai ditambah tertinggi iaitu 0.90 pada tahun 2020. Ini bermaksud peningkatan RM1 permintaan akhir bagi subsektor ini akan menjana sebanyak RM0.90 nilai ditambah dalam ekonomi, manakala pada tahun 2019, sektor Perlombongan & pengkuarian merekodkan pengganda nilai ditambah tertinggi dengan nilai 0.92 seperti di **Paparan 13**.

ANALISIS RANTAIAN

Analisis rantaian merupakan kaedah untuk mengukur kepentingan sesuatu sektor yang mengeluarkan barangan dan perkhidmatan dalam ekonomi. Ia mengkaji kesalingbergantungan penawaran dan permintaan dalam sesuatu sektor. Kaedah yang sering digunakan dalam analisis kesalingbergantungan antara sektor adalah rantaian ke belakang dan rantaian ke hadapan.

Rantaian ke Belakang dan ke Hadapan

Rantaian ke belakang digunakan untuk menentukan kesalingbergantungan antara satu sektor dengan sektor lain yang terlibat dalam pembelian input. Memandangkan rantaian ke belakang melibatkan input daripada pelbagai sektor, maka ia menunjukkan kesalinghubungan antara pembekal dalam sektor tersebut. Rantaian ke hadapan pula digunakan untuk menunjukkan kesalingbergantungan antara sektor tertentu kepada sektor lain yang terlibat dalam penjualan output. Oleh yang demikian, ia menunjukkan hubungan antara pengeluar output dalam sektor. Rantaian ke belakang dan ke hadapan boleh digambarkan seperti di **Paparan 14**. Peningkatan output dalam sektor Pembuatan, contohnya komponen elektronik akan meningkatkan permintaan input daripada sektor lain seperti Pengangkutan dan Utiliti. Selain itu, peningkatan output sektor ini juga akan menyebabkan peningkatan penawaran kepada sektor lain seperti Pembuatan komponen elektronik dan Pembuatan kenderaan bermotor.

Paparan 14: Rantaian ke Belakang dan ke Hadapan bagi Aktiviti Komponen dan Papan Elektronik

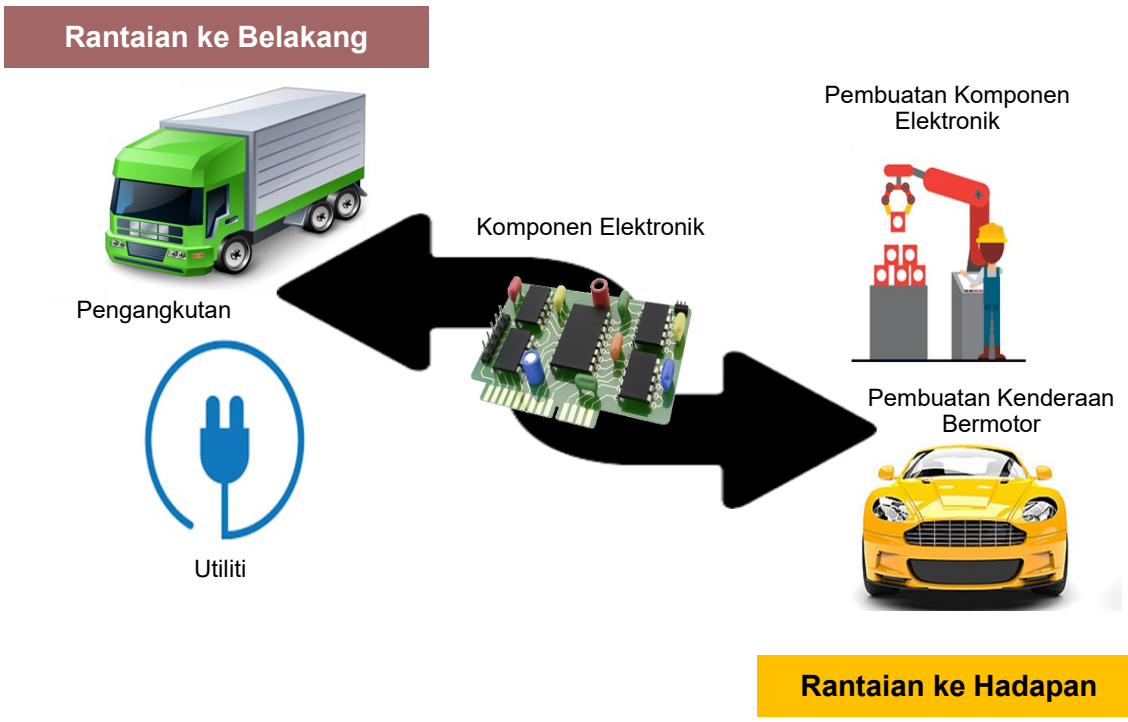

Indeks Kuasa Serakan dan Indeks Sensitiviti Serakan

Penormalan rantaian ke belakang dikenali sebagai indeks kuasa serakan manakala penormalan rantaian ke hadapan adalah indeks sensitiviti serakan. Kekuatan indeks kuasa serakan dan indeks sensitiviti serakan dikira untuk mengenal pasti sektor utama yang berpotensi dalam ekonomi. Sektor utama dikelaskan sebagai sektor yang mempunyai nilai melebihi satu bagi kedua-dua indeks.

Paparan 15: Indeks Kuasa Serakan dan Indeks Sensitiviti Serakan

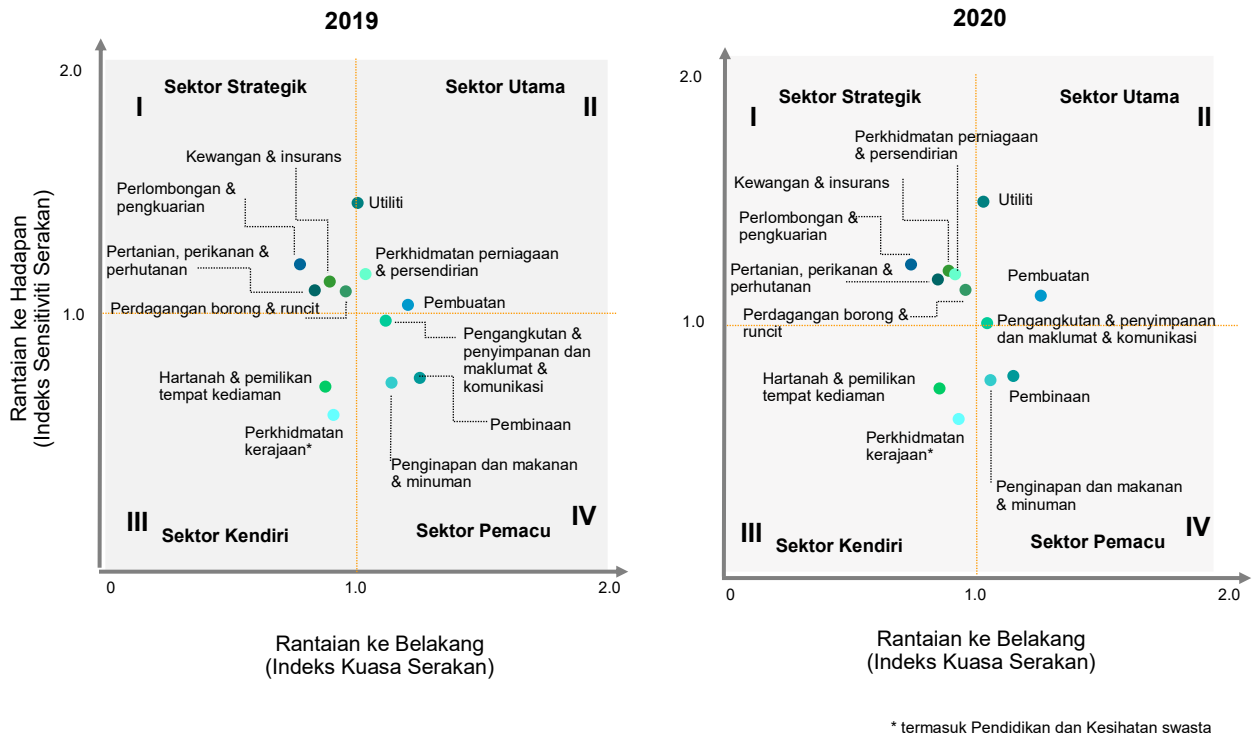

* termasuk Pendidikan dan Kesihatan swasta

Sektor Pembuatan dan subsektor Utiliti merekodkan nilai indeks melebihi satu pada tahun 2020, manakala pada tahun 2019, sektor Pembuatan, subsektor Utiliti dan Perkhidmatan perniagaan & persendirian merupakan sektor utama seperti di **Paparan 15**. Sektor dan subsektor ini berupaya menyediakan output secara meluas di kalangan industri dan pengaruhnya kepada ekonomi adalah lebih besar daripada purata keseluruhan industri di Malaysia.

Sumbangan Input Domestik dan Import dalam Input Perantaraan

Input perantaraan merupakan barangan atau perkhidmatan yang diperlukan dalam pengeluaran output sesuatu sektor. Kebergantungan pengeluaran barangan atau perkhidmatan kepada pasaran tempatan atau luar negara boleh dikira dengan membahagikan nilai input perantaraan domestik atau import kepada jumlah output.

Paparan 16: Sumbangan Input Domestik dan Import dalam Input Perantaraan

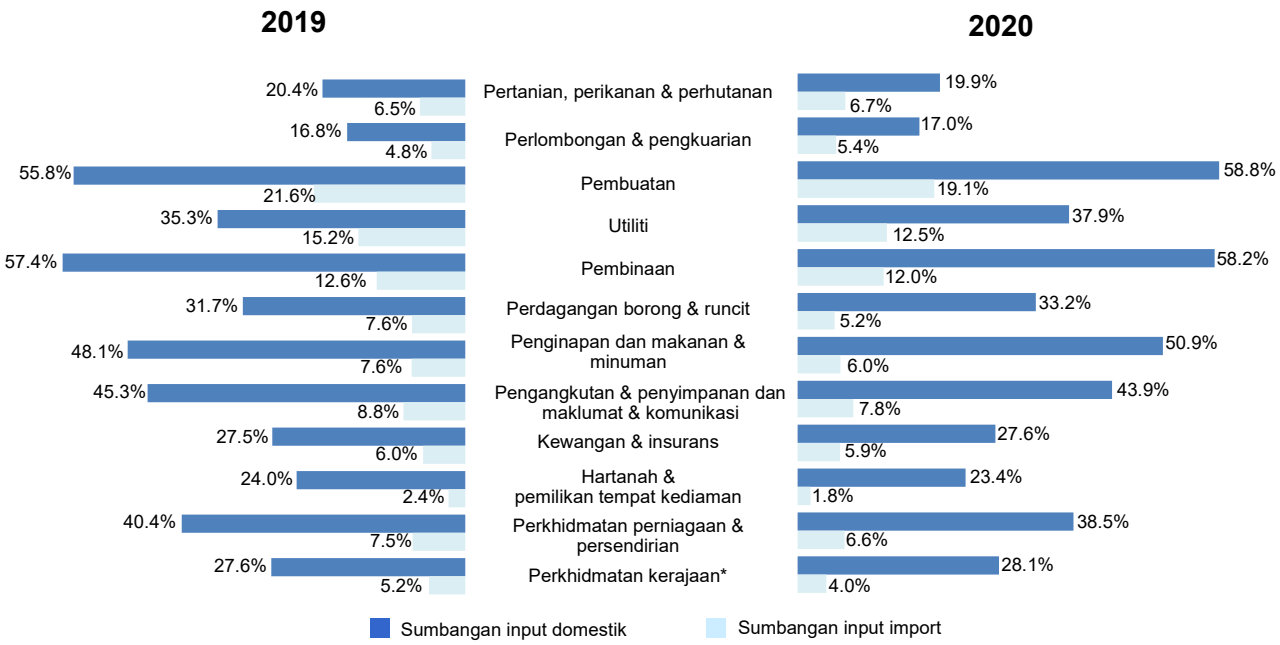

Input domestik menyumbang 45.4 peratus (2019: 43.7%) manakala input import menyumbang 12.0 peratus (2019: 13.5%) kepada pengeluaran output dalam ekonomi pada tahun 2020. Sektor Pembuatan paling banyak menggunakan komoditi import dalam pengeluaran dengan nilai RM270.8 bilion (19.1%) pada tahun 2020. Ini diikuti oleh subsektor Utiliti dengan nilai RM22.8 bilion (12.5%).

Sektor Pembuatan juga merupakan sektor yang paling tinggi bagi penggunaan input domestik dalam penghasilan output dengan sumbangan sebanyak 58.8 peratus (RM830.0 bilion). Ini diikuti oleh sektor Pembinaan dengan 58.2 peratus, seperti di **Paparan 16**.

Analisis Pengganda dan Rantaian mengikut Lima Sektor Utama

Ekonomi di Malaysia secara umumnya dipecahkan kepada lima (5) sektor iaitu sektor Pertanian, perikanan & perhutanan; Perlombongan & pengkuarian; Pembuatan; Pembinaan; dan Perkhidmatan. Sektor Perkhidmatan merupakan penyumbang utama kepada ekonomi dari segi nilai ditambah. Walau bagaimanapun, sektor Pembuatan merupakan penyumbang terbesar dari segi output dan juga input yang digunakan dalam ekonomi.

Jadual 1: Pengganda Output & Nilai Ditambah serta Rantaian ke Belakang & ke Hadapan mengikut Lima Sektor Utama

Sektor	2015	2019	2020	2015	2019	2020
Pengganda		**Output**			**Nilai Ditambah**	
Pertanian, perikanan & perhutanan	1.35	1.36	1.38	0.88	0.88	0.88
Perlombongan & pengkuarian	1.29	1.27	1.20	0.94	0.92	0.88
Pembuatan	1.96	1.97	2.04	0.61	0.64	0.65
Pembinaan	2.04	2.05	1.87	0.68	0.71	0.63
Perkhidmatan	1.67	1.62	1.57	0.83	0.84	0.81
Rantaian		**Belakang**			**Hadapan**	
Pertanian, perikanan & perhutanan	0.81	0.82	0.85	1.12	1.08	1.10
Perlombongan & pengkuarian	0.78	0.77	0.75	1.13	1.18	1.16
Pembuatan	1.18	1.19	1.27	1.03	1.03	1.05
Pembinaan	1.23	1.24	1.16	0.74	0.74	0.73
Perkhidmatan	1.01	0.98	0.97	0.97	0.97	0.96

Krisis kesihatan pada tahun 2020 telah memberi kesan kepada arah aliran dan kadar kebergantungan terhadap sesuatu sektor. Hal ini disebabkan oleh hanya sektor ekonomi perlu yang dibenarkan beroperasi. Pengganda output tertinggi pada tahun 2020 adalah dicatatkan oleh sektor Pembuatan (2019: sektor Pembinaan) manakala pengganda nilai ditambah tertinggi adalah sektor Pertanian, perikanan & perhutanan (2019: sektor Perlombongan & pengkuarian).

Berdasarkan **Jadual 1**, sektor Pembuatan merupakan sektor utama di dalam ekonomi. Sesuatu sektor diklasifikasi sebagai sektor utama sekiranya sektor tersebut mempunyai penormalan rantaian ke belakang dan rantaian ke hadapan melebihi satu, iaitu output yang dikeluarkan oleh sektor ini digunakan oleh sektor-sektor lain sebagai input dan turut menggunakan input dari sektor-sektor lain dalam pengeluaran outputnya.

Sektor Pertanian, Perikanan & Perhutanan

Terdapat 12 aktiviti dalam sektor Pertanian, perikanan & perhutanan. Aktiviti Ternakan lain merupakan pengganda output tertinggi dalam sektor ini, di mana peningkatan sebanyak RM1 permintaan akhir dalam aktiviti ini akan menjana output RM1.98 pada tahun 2020 (2019: RM1.97) dalam keseluruhan ekonomi.

Manakala, aktiviti Perikanan dan akuakultur merupakan pengganda nilai ditambah tertinggi dalam sektor ini dengan nilai 0.94. Pelaburan dalam aktiviti ini mampu menjana nilai ditambah tertinggi berbanding aktiviti lain dalam sektor Pertanian, perikanan & perhutanan.

Jadual 2: Pengganda Output & Nilai Ditambah serta Rantaian ke Belakang & ke Hadapan bagi Sektor Pertanian, Perikanan & Perhutanan

Aktiviti	2015	2019	2020	2015	2019	2020
Pengganda		**Output**			**Nilai Ditambah**	
Padi	1.17	1.18	1.19	0.93	0.93	0.92
Tanaman makanan	1.20	1.29	1.29	0.90	0.90	0.90
Sayur-sayuran	1.26	1.30	1.29	0.88	0.89	0.88
Buah-buahan	1.38	1.40	1.41	0.86	0.87	0.87
Getah	1.28	1.32	1.33	0.91	0.92	0.92
Kelapa sawit	1.25	1.22	1.23	0.89	0.89	0.89
Tanaman bunga	1.36	1.36	1.39	0.84	0.88	0.88
Pertanian lain	1.31	1.36	1.39	0.89	0.87	0.87
Ternakan ayam dan itik	1.74	1.68	1.70	0.88	0.85	0.86
Ternakan lain	1.97	1.97	1.98	0.84	0.80	0.80
Perhutanan dan pembalakan	1.35	1.35	1.36	0.92	0.93	0.93
Perikanan dan akuakultur	1.28	1.28	1.29	0.94	0.94	0.94
Rantaian*		**Belakang**			**Hadapan**	
Ternakan lain	1.09	1.09	1.07	1.17	2.30	1.29
Perhutanan dan pembalakan	0.75	0.75	0.74	1.42	2.51	1.43

* hanya dua (2) daripada 12 aktiviti Sektor Pertanian, perikanan & perhutanan yang disenaraikan

Dari segi rantaian ekonomi, aktiviti Ternakan lain menyediakan output secara meluas di kalangan aktiviti dan pengaruhnya kepada ekonomi adalah lebih besar daripada purata keseluruhan aktiviti.

Sektor Perlombongan & Pengkuarian

Sektor Perlombongan & pengkuarian merangkumi empat (4) aktiviti dalam ekonomi. Aktiviti Perlombongan bijih besi merupakan pengganda output tertinggi dalam sektor ini bagi tahun 2019 dan 2020, ini bermaksud peningkatan sebanyak RM1 permintaan akhir dalam aktiviti ini akan menjana output RM1.99 kepada ekonomi pada tahun 2020 (2019: RM1.97).

Aktiviti Minyak mentah dan gas asli menjana pengganda nilai ditambah tertinggi dalam sektor Perlombongan & pengkuarian dengan nilai 0.93 bagi tahun 2020 (2019: 0.94).

Jadual 3: Pengganda Output & Nilai Ditambah serta Rantaian ke Belakang & ke Hadapan bagi Sektor Perlombongan & Pengkuarian

Aktiviti	2015	2019	2020	2015	2019	2020
Pengganda		**Output**			**Nilai Ditambah**	
Minyak mentah dan gas asli	1.23	1.19	1.21	0.95	0.94	0.93
\Perlombongan bijih besi	1.88	1.97	1.99	0.78	0.79	0.79
Pengkuarian batu, pasir dan tanah liat	1.89	1.86	1.86	0.72	0.76	0.75
Perlombongan dan pengkuarian lain	2.03	1.94	1.96	0.74	0.78	0.78
Rantaian		**Belakang**			**Hadapan**	
Minyak mentah dan gas asli	0.69	0.66	0.65	1.33	1.42	1.37
Perlombongan bijih besi	1.04	1.09	1.07	0.95	0.92	1.39
Pengkuarian batu, pasir dan tanah liat	1.05	1.03	1.00	1.43	1.41	1.36
Perlombongan dan pengkuarian lain	1.13	1.07	1.06	1.55	1.49	1.25

Manakala dari segi rantaian ekonomi, Perlombongan bijih besi, Pengkuarian batu, pasir & tanah liat dan Perlombongan & pengkuarian lain merupakan aktiviti yang mempunyai rantaian ekonomi yang kuat kerana outputnya digunakan secara meluas di kalangan aktiviti dan pengaruhnya kepada ekonomi adalah lebih besar daripada purata keseluruhan aktiviti.

Sektor Pembuatan

Sektor Pembuatan merupakan penyumbang utama output dalam ekonomi. Berdasarkan analisis bagi 69 aktiviti pada tahun 2020, aktiviti Pemprosesan dan pengawetan daging menghasilkan nilai pengganda output tertinggi bagi sektor ini.

Bagi pengganda nilai ditambah pula, aktiviti Spirit, wain dan minuman keras mencatatkan nilai tertinggi yang mana setiap RM1 dalam permintaan akhir akan menjana nilai ditambah sebanyak RM0.86 bagi tahun 2020.

Jadual 4: Pengganda Output & Nilai Ditambah bagi Sektor Pembuatan

Aktiviti	2015	2019	2020	2015	2019	2020
Pengganda*	**Output**			**Nilai Ditambah**		
Pemprosesan dan pengawetan daging	2.33	2.39	2.46	0.80	0.78	0.79
Pemprosesan dan pengawetan makanan laut	2.05	1.99	2.07	0.85	0.75	0.74
Produk tenusu	2.00	2.17	2.30	0.60	0.65	0.68
Minyak & lemak sayuran dan haiwan	2.50	2.40	2.45	0.74	0.78	0.81
Manisan	1.93	2.16	2.26	0.53	0.63	0.65
Spirit, wain dan minuman keras	1.77	1.57	1.58	0.77	0.85	0.86
Produk tembakau	1.36	1.34	1.43	0.63	0.76	0.78
Pengilangan dan pengetaman kayu	2.05	2.08	2.18	0.80	0.78	0.80
Pertukangan kayu dan tanggam untuk jurubina	2.19	2.19	2.26	0.74	0.73	0.75
Kimia asas	1.94	2.03	2.10	0.75	0.81	0.80
Simen, kapur dan plaster	2.19	2.20	2.24	0.73	0.77	0.78
Kapal, bot, basikal dan *'invalid carriages'*	1.92	1.99	2.27	0.54	0.56	0.63

* hanya 12 daripada 69 aktiviti sektor Pembuatan yang disenaraikan

Dari segi rantaian ekonomi, sebanyak 27 daripada 69 aktiviti dalam sektor Pembuatan yang mempunyai rantaian ke belakang dan ke hadapan yang meluas kepada sektor-sektor lain **(Jadual 5)**.

Jadual 5: Rantaian ke Belakang dan ke Hadapan bagi Sektor Pembuatan

Aktiviti	2015	2019	2020	2015	2019	2020
Rantaian	Belakang			Hadapan		
Makanan haiwan tersedia	1.26	1.20	1.19	1.49	1.45	1.38
Penyiapan akhir tekstil	0.99	1.06	1.06	1.01	1.14	1.17
Pengilangan dan pengetaman kayu	1.14	1.15	1.17	1.22	1.09	1.10
Kepingan venier dan panel berasaskan kayu	1.20	1.20	1.19	1.13	1.21	1.22
Pertukangan kayu dan tanggam untuk jurubina	1.22	1.21	1.22	1.12	1.09	1.03
Bekas kayu dan produk kayu lain	1.19	1.19	1.20	1.08	0.99	1.03
Percetakan	0.99	1.01	1.03	1.10	1.32	1.31
Kimia asas	1.08	1.13	1.13	1.22	1.45	1.24
Cat dan varnis	1.04	1.09	1.01	1.34	1.35	1.30
Produk kimia lain	1.09	1.19	1.10	1.08	1.01	1.07
Tayar dan tiub getah	1.26	1.22	1.15	1.11	1.44	1.48
Produk getah lain	1.07	1.05	1.04	1.42	1.17	1.48
Produk plastik	0.99	0.98	1.00	0.89	1.01	1.05
Kaca dan produk kaca	1.04	1.06	1.04	1.04	0.73	1.05
Produk refraktori, tanah liat, porselin dan seramik	1.07	1.10	1.07	1.02	1.14	1.14
Simen, kapur dan plaster	1.22	1.22	1.21	1.46	1.45	1.42
Produk mineral bukan logam	1.23	1.23	1.20	1.40	1.25	1.21
Besi dan keluli asas	1.11	1.08	1.07	1.41	1.09	1.08
Logam asas berharga dan logam bukan ferus lain	1.10	1.09	1.03	0.99	1.17	1.35
Perkakasan pengagihan & pengawalan elektrik, bateri dan akumulator	1.00	1.07	1.10	0.68	1.16	1.02
Kabel gentian optikal, elektronik dan elektrik lain	1.11	1.14	1.10	0.89	1.09	1.07
Komponen dan papan elektronik	1.01	1.05	1.14	0.93	1.10	1.32
Peralatan komunikasi dan elektronik pengguna	0.98	1.06	1.15	1.00	1.09	1.01
Kelengkapan mengukur, menguji, memandu arah dan kawalan	0.98	1.03	1.08	0.76	0.95	1.45
Instrumen optikal, alatan fotografi, media magnetik dan optikal	1.05	1.09	1.21	0.88	0.98	1.01
Kenderaan bermotor, treler dan semi treler	1.05	1.07	1.18	1.24	1.21	1.31
Pembaikan & pemasangan mesin dan kelengkapan	1.12	1.12	1.14	1.56	1.57	1.57

Sektor Pembinaan

Terdapat empat (4) aktiviti dalam sektor Pembinaan dalam ekonomi. Aktiviti Kejuruteraan awam merupakan pengganda output tertinggi dalam sektor ini untuk tahun 2020, ini bermakna peningkatan sebanyak RM1 permintaan akhir dalam aktiviti ini akan menjana output sebanyak RM2.10 dalam ekonomi.

Manakala, aktiviti Bangunan kediaman merupakan pengganda nilai ditambah tertinggi, dengan peningkatan sebanyak RM1 permintaan akhir dalam aktiviti ini akan menghasilkan nilai ditambah RM0.74 pada tahun 2020 (2019: RM0.73).

Jadual 6: Pengganda Output & Nilai Ditambah serta Rantaian ke Belakang & ke Hadapan bagi Sektor Pembinaan

Aktiviti	2015	2019	2020	2015	2019	2020
Pengganda	**Output**			**Nilai Ditambah**		
Bangunan kediaman	2.08	2.08	2.10	0.72	0.73	0.74
Bangunan bukan kediaman	2.07	2.08	2.10	0.71	0.73	0.73
Kejuruteraan awam	2.05	2.07	2.10	0.69	0.72	0.72
Aktiviti pembinaan pertukangan khas	2.05	2.06	2.07	0.64	0.69	0.69
Rantaian	**Belakang**			**Hadapan**		
Bangunan kediaman	1.16	1.15	1.13	0.58	0.60	0.58
Bangunan bukan kediaman	1.15	1.15	1.13	0.59	0.61	0.59
Kejuruteraan awam	1.14	1.15	1.13	0.63	0.64	0.60
Aktiviti pembinaan pertukangan khas	1.14	1.14	1.11	1.39	1.52	1.51

Manakala dari perspektif rantaian ekonomi, aktiviti Pembinaan pertukangan khas merupakan aktiviti utama dalam sektor Pembinaan. Aktiviti ini menyediakan output secara meluas di kalangan aktiviti dan pengaruhnya kepada ekonomi adalah lebih besar daripada purata keseluruhan aktiviti.

Sektor Perkhidmatan

Sektor Perkhidmatan merupakan penyumbang utama kepada Keluaran Dalam Negeri Kasar (KDNK). Bagi melihat kesan pengganda dan rantaian kepada sektor ini secara khusus, sektor ini dipecahkan kepada lapan (8) subsektor seperti di **Jadual 7**.

Subsektor Penginapan dan makanan & minuman merekodkan pengganda output tertinggi dalam sektor Perkhidmatan. Ini bermaksud, peningkatan RM1 permintaan akhir bagi subsektor Penginapan dan makanan & minuman akan menjana RM1.72 output ke dalam ekonomi pada tahun 2020. Sementara itu, subsektor Kewangan & insurans merupakan pengganda nilai ditambah tertinggi dalam sektor ini. Pelaburan dalam subsektor ini mampu menjana nilai ditambah tertinggi berbanding subsektor lain dalam sektor Perkhidmatan. Manakala dari segi rantaian ekonomi, subsektor Utiliti merupakan sektor utama.

Jadual 7: Pengganda Output & Nilai Ditambah serta Rantaian ke Belakang & ke Hadapan bagi Sektor Perkhidmatan

Subsektor	2015	2019	2020	2015	2019	2020
Pengganda	**Output**			**Nilai Ditambah**		
Utiliti	1.69	1.64	1.67	0.75	0.75	0.76
Perdagangan borong & runcit	1.58	1.56	1.55	0.84	0.84	0.83
Penginapan dan makanan & minuman	1.85	1.86	1.72	0.77	0.80	0.73
Pengangkutan & penyimpanan dan maklumat & komunikasi	1.85	1.82	1.70	0.79	0.79	0.73
Kewangan & insurans	1.49	1.46	1.44	0.88	0.90	0.90
Hartanah & pemilikan tempat kediaman	1.4	1.43	1.39	0.90	0.92	0.89
Perkhidmatan perniagaan & persendirian	1.71	1.69	1.48	0.82	0.83	0.73
Perkhidmatan kerajaan*	1.69	1.48	1.50	0.86	0.90	0.90
Rantaian	**Belakang**			**Hadapan**		
Utiliti	1.02	1.01	1.06	1.29	1.44	1.43
Perdagangan borong & runcit	0.96	0.96	0.98	1.10	1.10	1.09
Penginapan dan makanan & minuman	1.12	1.14	1.09	0.77	0.74	0.74
Pengangkutan & penyimpanan dan maklumat & komunikasi	1.12	1.12	1.07	1.03	0.98	0.97
Kewangan & insurans	0.9	0.89	0.92	1.19	1.13	1.17
Hartanah & pemilikan tempat kediaman	0.84	0.88	0.88	0.72	0.72	0.71
Perkhidmatan perniagaan & persendirian	1.03	1.04	0.94	1.17	1.16	1.15
Perkhidmatan kerajaan*	1.02	0.91	0.95	0.64	0.61	0.59

* termasuk Pendidikan dan Kesihatan swasta

MULTIPLIER ANALYSIS

Multiplier analysis is a tool used to measure the impact on the growth of the whole economy when there is any change in the final demand components. It measures the direct and indirect interdependence of one sector with the rest of the economy that involves in purchasing and selling between sectors.

Output Multiplier

Output multiplier measure the estimated amount of output generated in the whole economy. It indicates the effect of RM1 change on the final demand of a specific sector.

Exhibit 12: Output Multiplier

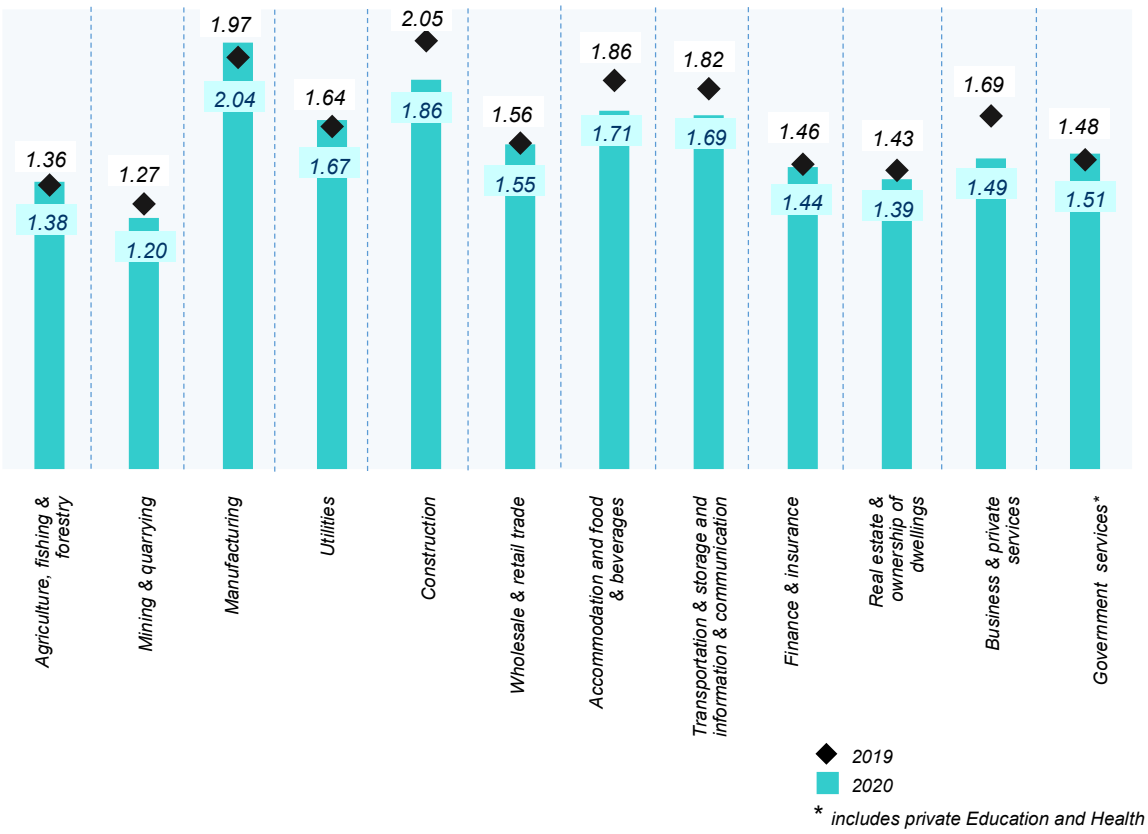

The Manufacturing sector recorded the highest output multiplier with 2.04 in 2020. This means that an increase of RM1 in final demand of Manufacturing sector will eventually generate RM2.04 of output in the economy. This indicates that Manufacturing sector will stimulate a relatively high level of domestic production in the whole economy. Next, the second highest output multiplier in 2020 was recorded by Construction sector with 1.86. In comparison, Construction sector recorded the highest output multiplier in 2019 with 2.05, followed by Manufacturing sector with 1.97 ***(Exhibit 12).***

Value Added Multiplier

The value added multiplier estimates the value added to goods and services as a result in the whole economy and identifies sectors within the economy that have high contributing value to the economy.

Exhibit 13: Value Added Multiplier

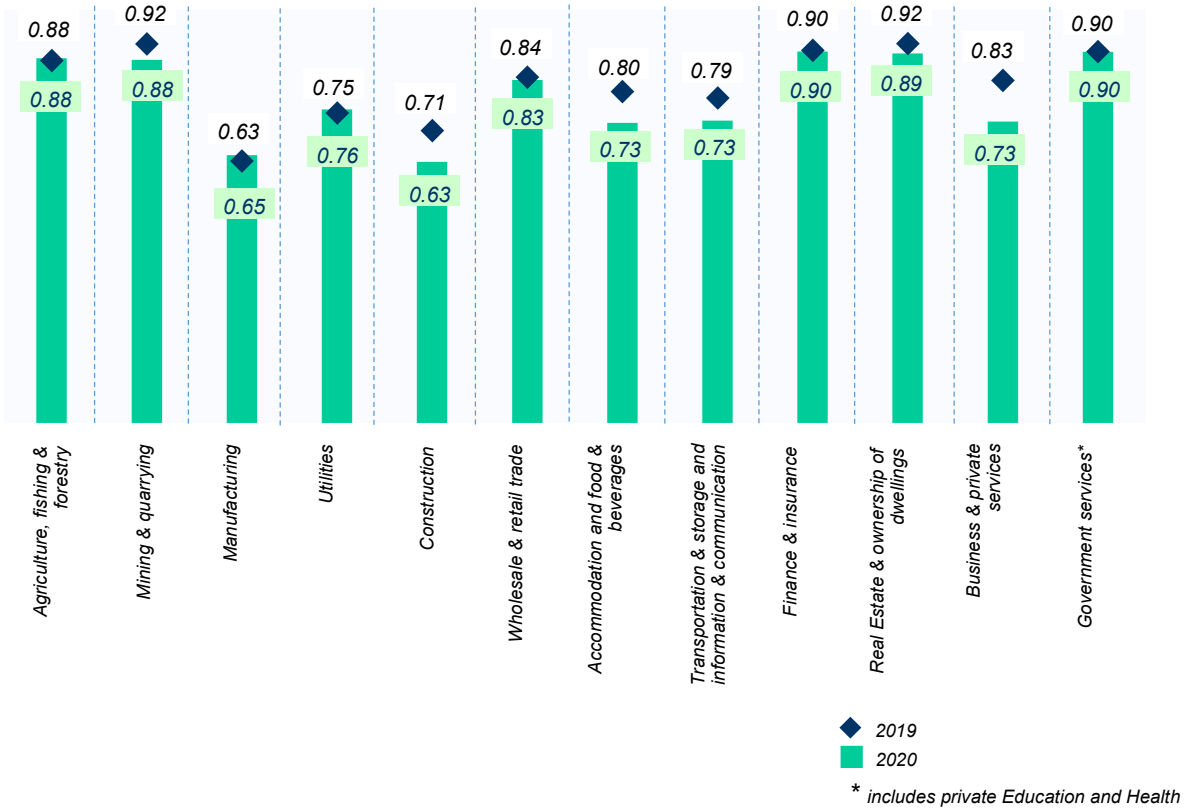

Finance & insurance sub-sector recorded the highest value added multiplier with 0.90 in 2020. This means that an increase of RM1 in final demand on this sub-sector would generate RM0.90 value added in the economy, whereas in 2019, Mining & quarrying sector recorded the highest value added with value of 0.92 as shown in ***Exhibit 13.***

LINKAGES ANALYSIS

Linkages analysis is a tool used to measure the importance of economic sectors that produce goods and services in the economy. It examines the interdependence of supply and demand within the sectors. The tools that most used in interdependence analysis is backward and forward linkages.

Backward and Forward Linkages

The backward linkage is used to indicate the interdependence of a particular sector with other sectors that involves in purchasing of inputs. Since the backward linkage involves input from various sectors, thus it shows the interrelationships among the suppliers within those sectors. The forward linkage is used to indicate the interdependence of a particular sector with other sectors that involve post-production activities. Hence, it defines the relationship among the producers of output in the sectors. The backward and forward linkages can be illustrated as in ***Exhibit 14****. An increase in the output of Manufacturing sector, for an example electronic components will increase the demand for input from other industries such as Transportation and Utilities. In addition, the increase of output will eventually boost the supply of input for other sectors such as Manufacturing of electronic components and Manufacturing of motor vehicles.*

Exhibit 14: Forward and Backward Linkages of Electronic Components and Board Activities

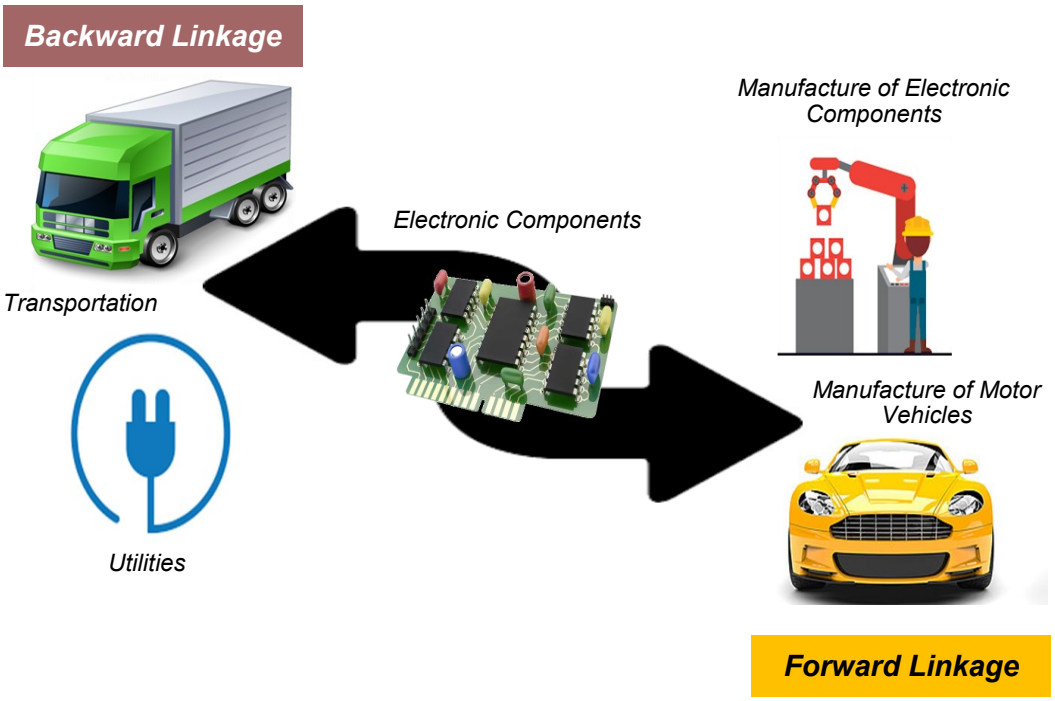

Power of Dispersion Index and Sensitivity of Dispersion Index

The normalised backward linkage is known as the power of dispersion index, while the normalised forward linkage is known as the sensitivity of dispersion index. Strong power of dispersion index and sensitivity of dispersion index are computed to identify the potential key sector in the economy. The key sector was classified as sector with value of more than one for both indexes.

Exhibit 15: Power of Dispersion Index and Sensitivity of Dispersion Index

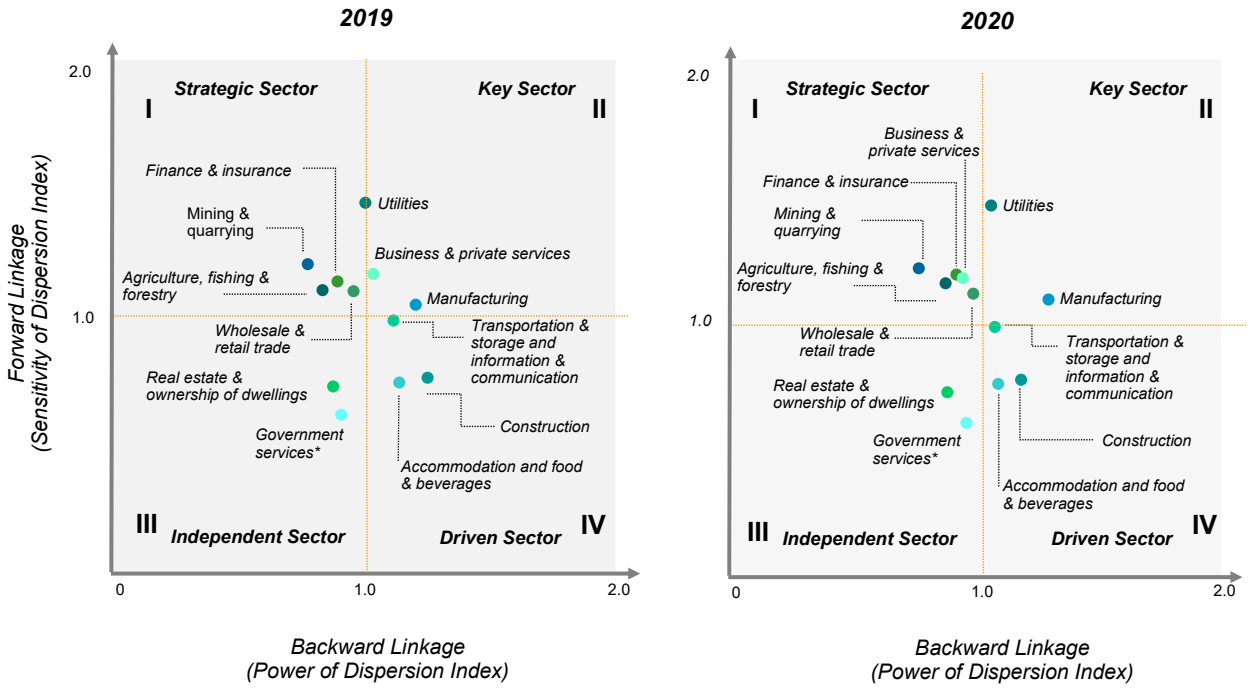

* includes private Education and Health

The Manufacturing sector as well as Utilities sub-sector recorded the index value more than one in 2020, whereas in 2019, Manufacturing sector, Utilities and Business & private services sub-sectors were the key sectors as in ***Exhibit 15****. These sector and sub-sectors provide the output to a wide range of industries and their influences in the economy are greater than the total average of industries in Malaysia.*

Domestic and Imports Input Shares in Intermediate Input

Intermediate input is a goods or services required in the production of the output of a sector. The dependence of the production of goods or services to the local or foreign market can be calculated by dividing the value of domestic or imports intermediate input into total output.

Exhibit 16: Domestic and Imports Input Shares in Intermediate Input

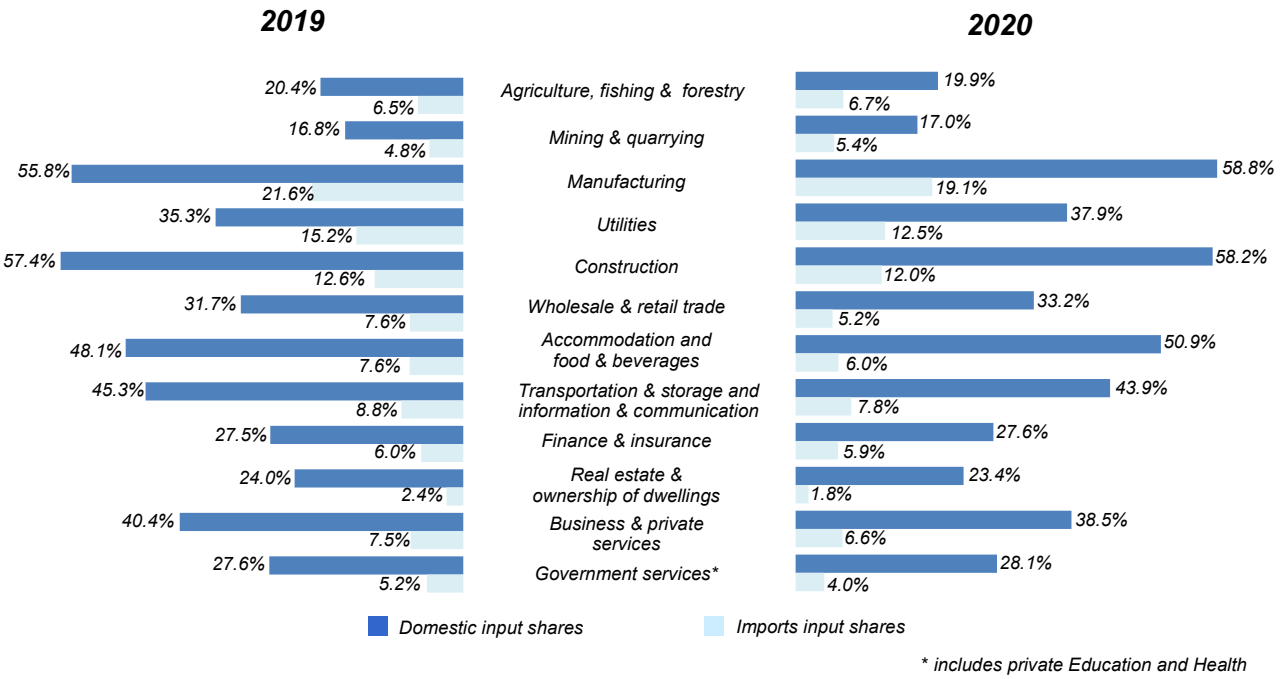

Domestic input contributed 45.4 per cent (2019: 43.7%) while imported input contributed 12.0 per cent (2019: 13.5%) to the production of output in the economy in 2020. Manufacturing sector uses the most imported commodities in production with a value of RM270.8 billion (19.1%) in 2020. This was followed by the Utilities sub-sector with a value of RM22.8 billion (12.5%).

The Manufacturing sector was also the highest sector for domestic input consumption in producing the output with a share of 58.8 per cent (RM830.0 billion). This was followed by the Construction sector with 58.2 per cent, as shown in ***Exhibit 16****.*

Multiplier and Linkages Analysis by Five Main Sectors

The Malaysian economy is generally classified into five (5) main sectors, which are the Agriculture, fishing and forestry; Mining & quarrying; Manufacturing; Construction; and Services. The Services sector was the primary contributor to the economy in terms of value added. However, the Manufacturing sector was the largest contributor in terms of output and input used in the economy.

Table 1: Output & Value Added Multiplier and Backward & Forward Linkages by Five Main Sector

Sector	2015	2019	2020	2015	2019	2020
Multiplier		**Output**			**Value Added**	
Agriculture, fishing & forestry	1.35	1.36	1.38	0.88	0.88	0.88
Mining & quarrying	1.29	1.27	1.20	0.94	0.92	0.88
Manufacturing	1.96	1.97	2.04	0.61	0.64	0.65
Construction	2.04	2.05	1.87	0.68	0.71	0.63
Services	1.67	1.62	1.57	0.83	0.84	0.81
Linkages		**Backward**			**Forward**	
Agriculture, fishing & forestry	0.81	0.82	0.85	1.12	1.08	1.10
Mining & quarrying	0.78	0.77	0.75	1.13	1.18	1.16
Manufacturing	1.18	1.19	1.27	1.03	1.03	1.05
Construction	1.23	1.24	1.16	0.74	0.74	0.73
Services	1.01	0.98	0.97	0.97	0.97	0.96

The health crisis in 2020 has impacted the trend and rate of dependence between sectors. This was due to only essential sectors are allowed to operate. The highest output multiplier in 2020 was recorded by the Manufacturing sector (2019: Construction sector) while the highest value added multiplier was the Agriculture, fishing and forestry sector (2019: Mining & quarrying sector).

*Based on **Table 1**, the Manufacturing sector was the key sector in the economy. A sector is classified as the key sector if the sector has a normalised backward and a forward linkages of more than one, that is, the output produced by this sector is used by other sectors as input and the sector also uses input from other sectors to produce its output.*

Agriculture, Fishing & Forestry Sector

There are 12 activities in Agriculture, fishing & forestry sector. Other livestock activity was the highest output multiplier in this sector, with an increase of RM1 in final demand of this activity will generate RM1.98 in 2020 (2019: RM1.97) output for the overall economy.

Meanwhile, Fishing and aquaculture activity was the highest value added multiplier in this sector with 0.94. Investing in this activity yield the highest value added as compared to other activities in the Agriculture, fishing & forestry sector.

Table 2: Output & Value Added Multiplier and Backward & Forward Linkages for Agriculture, Fishing & Forestry Sector

Activity	2015	2019	2020	2015	2019	2020
Multiplier		**Output**			**Value Added**	
Paddy	1.17	1.18	1.19	0.93	0.93	0.92
Food crops	1.20	1.29	1.29	0.90	0.90	0.90
Vegetables	1.26	1.30	1.29	0.88	0.89	0.88
Fruits	1.38	1.40	1.41	0.86	0.87	0.87
Rubber	1.28	1.32	1.33	0.91	0.92	0.92
Oil palm	1.25	1.22	1.23	0.89	0.89	0.89
Flower plants	1.36	1.36	1.39	0.84	0.88	0.88
Other agriculture	1.31	1.36	1.39	0.89	0.87	0.87
Poultry farming	1.74	1.68	1.70	0.88	0.85	0.86
Other livestock	1.97	1.97	1.98	0.84	0.80	0.80
Forestry and logging	1.35	1.35	1.36	0.92	0.93	0.93
Fishing and aquaculture	1.28	1.28	1.29	0.94	0.94	0.94
Linkages*		**Backward**			**Forward**	
Other livestock	1.09	1.09	1.07	1.17	2.30	1.29
Forestry and logging	0.75	0.75	0.74	1.42	2.51	1.43

**only two (2) of the 12 activities of the Agriculture, fishing & forestry sector are listed*

In terms of economic linkages, Other livestock activity provided wide output among activities and it's influenced on the economy was greater than the overall activities average.

Mining & Quarrying Sector

Mining & quarrying sector consists of four (4) activities in the economy. Mining of metal ores activity was the highest output multiplier in the sector for 2019 and 2020, denoting that an increase of RM1 final demand in this activity will generate output of RM1.99 to the economy in 2020 (2019: RM1.97).

Crude oil and natural gas activity generated the highest value added multiplier in the Mining & quarrying sector with a value of 0.93 in 2020 (2019: 0.94).

Table 3: Output & Value Added Multiplier and Backward & Forward Linkages for Mining & Quarrying Sector

Activity	2015	2019	2020	2015	2019	2020
Multiplier		**Output**			**Value Added**	
Crude oil and natural gas	1.23	1.19	1.21	0.95	0.94	0.93
Mining of metal ores	1.88	1.97	1.99	0.78	0.79	0.79
Quarrying of stone, sand and clay	1.89	1.86	1.86	0.72	0.76	0.75
Other mining and quarrying	2.03	1.94	1.96	0.74	0.78	0.78
Linkages		**Backward**			**Forward**	
Crude oil and natural gas	0.69	0.66	0.65	1.33	1.42	1.37
Mining of metal ores	1.04	1.09	1.07	0.95	0.92	1.39
Quarrying of stone, sand and clay	1.05	1.03	1.00	1.43	1.41	1.36
Other mining and quarrying	1.13	1.07	1.06	1.55	1.49	1.25

While in terms of economic linkages, Mining of metal ores, Quarrying of stone, sand & clay and Other mining & quarrying were the activities that have strong economic linkages, as their output were used widely among activities and their influences on the economy were greater than the average of overall activities.

Manufacturing Sector

The Manufacturing sector was the major contributor of output in the economy. Based on the analysis of the 69 activities in 2020, Processing and preserving of meat activity produced the highest output multiplier value for the sector.

For the value added multiplier, Spirits, wines and liquors activity recorded the highest value whereby every RM1 in the final demand will generate a value added of RM0.86 in 2020.

Table 4: Output & Value Added Multipliers for Manufacturing Sector

Activity	2015	2019	2020	2015	2019	2020
Multiplier*	Output			Value Added		
Processing and preserving of meat	2.33	2.39	2.46	0.80	0.78	0.79
Processing and preserving of seafood	2.05	1.99	2.07	0.85	0.75	0.74
Dairy products	2.00	2.17	2.30	0.60	0.65	0.68
Vegetables & animal oils and fats	2.50	2.40	2.45	0.74	0.78	0.81
Confectionery	1.93	2.16	2.26	0.53	0.63	0.65
Spirits, wines and liquors	1.77	1.57	1.58	0.77	0.85	0.86
Tobacco products	1.36	1.34	1.43	0.63	0.76	0.78
Sawmilling and planning of wood	2.05	2.08	2.18	0.80	0.78	0.80
Builders' carpentry and joinery	2.19	2.19	2.26	0.74	0.73	0.75
Basic chemicals	1.94	2.03	2.10	0.75	0.81	0.80
Cement, lime and plaster	2.19	2.20	2.24	0.73	0.77	0.78
Ships, boats, bicycles & invalid carriages	1.92	1.99	2.27	0.54	0.56	0.63

** only 12 of the 69 Manufacturing sector activities listed*

In terms of economic linkages, 27 out of the 69 activities in the Manufacturing sector had wide backward and forward linkages to other sectors ***(Table 5)****.*

Table 5: Backward and Forward Linkages for the Manufacturing Sector

Activity	2015	2019	2020	2015	2019	2020
Linkages						
Prepared animal feeds	1.26	1.20	1.19	1.49	1.45	1.38
Finishing of textiles	0.99	1.06	1.06	1.01	1.14	1.17
Sawmilling and planning of wood	1.14	1.15	1.17	1.22	1.09	1.10
Veneer sheets and wood-based panels	1.20	1.20	1.19	1.13	1.21	1.22
Builders' carpentry and joinery	1.22	1.21	1.22	1.12	1.09	1.03
Wooden containers and other wood products	1.19	1.19	1.20	1.08	0.99	1.03
Printing	0.99	1.01	1.03	1.10	1.32	1.31
Basic chemicals	1.08	1.13	1.13	1.22	1.45	1.24
Paints and varnishes	1.04	1.09	1.01	1.34	1.35	1.30
Other chemicals products	1.09	1.19	1.10	1.08	1.01	1.07
Rubber tires and tubes	1.26	1.22	1.15	1.11	1.44	1.48
Other rubber products	1.07	1.05	1.04	1.42	1.17	1.48
Plastic products	0.99	0.98	1.00	0.89	1.01	1.05
Glass and glass products	1.04	1.06	1.04	1.04	0.73	1.05
Refractory, clay, porcelain and ceramic products	1.07	1.10	1.07	1.02	1.14	1.14
Cement, lime and plaster	1.22	1.22	1.21	1.46	1.45	1.42
Non-metallic mineral products	1.23	1.23	1.20	1.40	1.25	1.21
Basic iron and steel	1.11	1.08	1.07	1.41	1.09	1.08
Basic precious and other non-ferrous metals	1.10	1.09	1.03	0.99	1.17	1.35
Electricity distribution & control apparatus, batteries and accumulators	1.00	1.07	1.10	0.68	1.16	1.02
Fibre optic, electronic and other electric cables	1.11	1.14	1.10	0.89	1.09	1.07
Electronic components and boards	1.01	1.05	1.14	0.93	1.10	1.32
Communication equipment and consumer electronics	0.98	1.06	1.15	1.00	1.09	1.01
Measuring, testing, navigating and control equipment	0.98	1.03	1.08	0.76	0.95	1.45
Optical instruments, photographic equipment, magnetic and optical media	1.05	1.09	1.21	0.88	0.98	1.01
Motor vehicles, trailers and semi trailers	1.05	1.07	1.18	1.24	1.21	1.31
Repair & installation of machinery and equipment	1.12	1.12	1.14	1.56	1.57	1.57

Construction Sector

Construction sector consists of four (4) activities in the economy. Civil engineering activity was the highest output multiplier in the sector in 2020, which means that an increase of RM1 final demand in this activity will generate an output of RM2.10 in the economy.

Meanwhile, Residential buildings activity was the highest value added multiplier, with an increase of RM1 final demand in this activity will result in a value added of RM0.74 in 2020 (2019: RM0.73).

Table 6: Output & Value Added Multipliers and Backward & Forward Linkages for the Construction Sector

Activity	2015	2019	2020	2015	2019	2020
Multiplier	**Output**			**Value Added**		
Residential buildings	2.08	2.08	2.10	0.72	0.73	0.74
Non-residential buildings	2.07	2.08	2.10	0.71	0.73	0.73
Civil engineering	2.05	2.07	2.10	0.69	0.72	0.72
Specialised construction activities	2.05	2.06	2.07	0.64	0.69	0.69
Linkages	**Backward**			**Forward**		
Residential buildings	1.16	1.15	1.13	0.58	0.60	0.58
Non-residential buildings	1.15	1.15	1.13	0.59	0.61	0.59
Civil engineering	1.14	1.15	1.13	0.63	0.64	0.60
Specialised construction activities	1.14	1.14	1.11	1.39	1.52	1.51

Whereas from the perspective of the economic linkages, the Specialised construction activity was the main activity in Construction sector. This activity provided wide output among activities and had greater influence to the economy than the average of overall activities.

Services Sector

The Services sector is the major contributor to Gross Domestic Product (GDP). To see the impact of multipliers and linkages on the sector specifically, the sector is divided into eight (8) sub-sectors as per ***Table 7****.*

Accommodation and food & beverages sub-sector recorded the highest output multiplier in the Services sector. This means, every RM1 increase in final demand for Accommodation and food & beverages sub-sector will generate an output of RM1.72 in the economy in 2020. Meanwhile, Financial & insurance sub-sector was the highest value added multiplier in the sector. Investment in this sub-sector enable to generate the highest value added as compared to other sub-sectors in the Services sector. While in terms of economic linkages, Utilities sub-sector was the key sector.

Table 7: Output & Value Added Multipliers and Backward & Forward Linkages for the Services Sector

Sub-sector	2015	2019	2020	2015	2019	2020
Multiplier	**Output**			**Value Added**		
Utilities	1.69	1.64	1.67	0.75	0.75	0.76
Wholesale & retail trade	1.58	1.56	1.55	0.84	0.84	0.83
Accommodation and food & beverages	1.85	1.86	1.72	0.77	0.80	0.73
Transportation & storage and information & communication	1.85	1.82	1.70	0.79	0.79	0.73
Finance & insurance	1.49	1.46	1.44	0.88	0.90	0.90
Real estate & ownership of dwellings	1.40	1.43	1.39	0.90	0.92	0.89
Business & private services	1.71	1.69	1.48	0.82	0.83	0.73
Government services*	1.69	1.48	1.50	0.86	0.90	0.90
Linkages	**Backward**			**Forward**		
Utilities	1.02	1.01	1.06	1.29	1.44	1.43
Wholesale & retail trade	0.96	0.96	0.98	1.10	1.10	1.09
Accommodation and food & beverages	1.12	1.14	1.09	0.77	0.74	0.74
Transportation & storage and information & communication	1.12	1.12	1.07	1.03	0.98	0.97
Finance & insurance	0.90	0.89	0.92	1.19	1.13	1.17
Real estate & ownership of dwellings	0.84	0.88	0.88	0.72	0.72	0.71
Business & private services	1.03	1.04	0.94	1.17	1.16	1.15
Government services*	1.02	0.91	0.95	0.64	0.61	0.59

** includes private Education and Health*

RENCANA
ARTICLE

Muka surat ini sengaja dibiarkan kosong
This page is deliberately left blank

Mengukur Impak Pandemik COVID-19 terhadap Ekonomi di Malaysia menggunakan Analisis Input-Output[1]

Nurul Naqiah Mansor, Mohd Azam Aidil Ab Aziz, Rusnani Hussin @ Isa

Pengenalan

Pandemik COVID-19 telah memberi kesan kepada kehidupan seharian masyarakat. Bagi membendung penularan virus ini, kerajaan telah melaksanakan Perintah Kawalan Pergerakan (PKP) yang berfasa di seluruh negara dan pengecualian hanya diberikan kepada industri yang perlu sahaja. Sehubungan itu, masyarakat sudah tiada pilihan selain berusaha sedaya upaya menyesuaikan diri dalam berdepan suasana kebiasaan norma baharu.

Krisis kesihatan ini memberi dua impak besar terhadap ekonomi: (i) impak terhadap permintaan barangan dan perkhidmatan yang disebabkan oleh kehilangan pendapatan dan ketidaktentuan ekonomi; dan (ii) impak terhadap penawaran barangan dan perkhidmatan disebabkan oleh gangguan terhadap nilai rantaian di peringkat domestik dan antarabangsa. Sepanjang tahun 2020, kerajaan telah melancarkan empat Pakej Rangsangan Ekonomi (PRE) yang bernilai RM305.0 bilion untuk mengimbangi kesan keseluruhan PKP dan penularan COVID-19 kepada ekonomi, di samping dapat meringankan beban rakyat serta memastikan kelangsungan perniagaan dan pemulihan ekonomi.

Daripada nilai RM305.0 bilion PRE tersebut, RM55.0 bilion merupakan suntikan langsung fiskal kerajaan yang telah disalurkan melalui PRE PRIHATIN (RM25.0 bilion), PRIHATIN SME+ (RM10.0 bilion), PENJANA (RM10.0 bilion) dan KITA PRIHATIN (RM10.0 bilion). Suntikan fiskal terbesar telah digunakan bagi Program Subsidi Upah (PSU), insentif pengekalan pekerjaan dan pengambilan pekerja & bantuan latihan yang keseluruhannya bernilai RM23.8 bilion, atau 43.3 peratus daripada jumlah keseluruhan suntikan langsung fiskal kerajaan. Diikuti oleh Bantuan Prihatin Nasional (BPN) bernilai RM13.6 bilion dengan sumbangan 24.7 peratus.

Sorotan Kajian

Analisis input-output (I-O) boleh digunakan bagi mengkaji kesan kerugian ekonomi sesebuah negara disebabkan oleh faktor di luar jangkaan seperti musibah alam ataupun pandemik. Kanitkar (2020) membangunkan Jadual I-O bagi tahun 2020 dengan menggunakan pekali bagi tahun rujukan 2017 bagi mengira kerugian ekonomi India dan sektor jana kuasa disebabkan oleh penutupan ekonomi ekoran COVID-19. Berdasarkan kaedah tersebut, penemuan beliau dapat menunjukkan penggunaan model I-O dalam anggaran kerugian mengikut sektor dan keseluruhan ekonomi akibat perintah berkurung COVID-19.

[1] Pandangan yang diutarakan adalah pandangan penulis dan tidak mewakili pandangan dari Jabatan Perangkaan Malaysia.

Galbusera & Giannopoulos (2018) telah membuat perbandingan analisis I-O ke atas musibah dengan mengambil kira gangguan bekalan dari sudut penawaran dan permintaan serta penilaian daya tahan ekonomi. Mereka mendapati model I-O mempunyai kelebihan dalam penggabungan dengan teknik analisis lain. Di samping itu, mereka percaya bahawa analisis ini relevan dalam membantu pembentukan dasar, terutamanya dari segi analisis kesan berskala besar dan penggunaan sumber yang efisien.

Satu kajian bagi menganggarkan kerugian ekonomi yang disebabkan oleh banjir ekoran pemanasan global di Jepun menggunakan analisis I-O telah dijalankan oleh Hasegawa et. al (2009). Berdasarkan analisis ini, beliau dapat menganggarkan kerugian langsung ekonomi bagi setiap wilayah dan kerugian tidak langsung melangkaui industri dan wilayah yang terlibat.

Kajian ini bertujuan untuk menggunakan model I-O bagi menganggarkan kesan COVID-19 kepada output dan nilai ditambah di Malaysia secara keseluruhan, dan seterusnya mengenalpasti sektor yang paling terkesan ekoran PKP yang dilaksanakan bagi membendung penularan wabak ini.

Sumber Data dan Metodologi Kajian

Kajian ini menggunakan analisis I-O yang berupaya mengukur impak terhadap pertumbuhan bagi keseluruhan ekonomi apabila berlaku sebarang perubahan dalam komponen permintaan akhir. Bagi tujuan kajian ini, Jadual I-O Malaysia 2020 (2020*f*) dijana menggunakan data unjuran pertumbuhan ekonomi Malaysia pada tahun 2020 daripada Kementerian Kewangan Malaysia sebelum pandemik. Nilai output dijana berdasarkan nilai jangkaan permintaan akhir ($Y2020f$) (penggunaan swasta, penggunaan kerajaan, pembentukan modal tetap kasar, perubahan dalam inventori dan eksport) bagi tahun 2020 dengan menggunakan Leontief model seperti persamaan di bawah:

$$x_{2020f} = (I - A_{2015})^{-1} Y_{2020f} \qquad (1)$$

di mana,

x_{2020f} = output jangkaan bagi tahun 2020
A_{2015} = pekali input tahun 2015[1]
Y_{2020f} = nilai jangkaan permintaan akhir pada tahun 2020

[1] Jadual I-O Malaysia 2015 digunakan sebagai tahun rujukan

Bagi mengukur kesan kerugian ekonomi Malaysia terhadap komponen output dan nilai ditambah, kesan kerugian dikira berdasarkan persamaan di bawah:

$$2020 - 2020f = (2020 - 2019) + (2019 - 2020f) \qquad (2)$$

di mana:

$2020f$ = Jadual I-O jangkaan tahun 2020 tanpa COVID-19
2020 = Jadual I-O 2020
2019 = Jadual I-O 2019

Pengiraan impak adalah seperti berikut:

i. Perbezaan antara 2019 dan 2020 merupakan prestasi ekonomi sebenar di antara tahun 2019 dan 2020 (impak sebenar);
ii. Perbezaan antara 2019 dan 2020f merupakan potensi pertumbuhan ekonomi antara tahun 2019 dan 2020 (senario tanpa pandemik COVID-19 yang tidak dapat direalisasikan); dan
iii. Perbezaan antara 2020 dan 2020f merupakan jumlah impak ekonomi akibat pandemik COVID-19.

Penemuan

Berdasarkan pengukuran impak COVID-19 terhadap keseluruhan ekonomi di Malaysia, jumlah kerugian output sebenar dianggarkan bernilai RM379.6 bilion. Didapati sebanyak RM203.6 bilion merupakan kerugian ekonomi sebenar yang diperoleh dari 2019 ke 2020, manakala RM175.9 bilion adalah kerugian output yang dijangka akan dikeluarkan pada tahun 2020 sekiranya tanpa pandemik COVID-19 seperti di **Jadual 1**.

Jadual 1: Impak Ekonomi Akibat Pandemik COVID-19 terhadap Output dan Nilai Ditambah Malaysia bagi Tahun 2020

	Output		**Nilai Ditambah**	
	RM bilion	**%**	**RM bilion**	**%**
Prestasi ekonomi sebenar di antara tahun 2019 dan 2020	(203.6)	-5.9	(95.7)	-6.5
Dapatan yang tidak direalisasikan daripada situasi hipotetikal tanpa pandemik	(175.9)	-4.8	(85.6)	-5.5
Jumlah kerugian / Kesan sebenar pandemik	**(379.6)**	**-10.7**	**(181.3)**	**-12.0**

Sumber: Berdasarkan pengiraan dan penganggaran penulis

Kerugian nilai ditambah dianggarkan bernilai RM181.3 bilion atau berkurang sebanyak 12.0 peratus berbanding tahun 2019. Penurunan 6.5 peratus disumbangkan oleh kerugian ekonomi yang diperhatikan dari 2019 ke 2020. Manakala, 5.5 peratus merupakan keuntungan tidak dapat dijana kesan daripada pandemik COVID-19.

Carta 1: Perubahan peratusan Jumlah impak, Impak sebenar dan Penambahan yang tidak direalisasikan oleh Output Malaysia akibat pandemik COVID-19, 2020

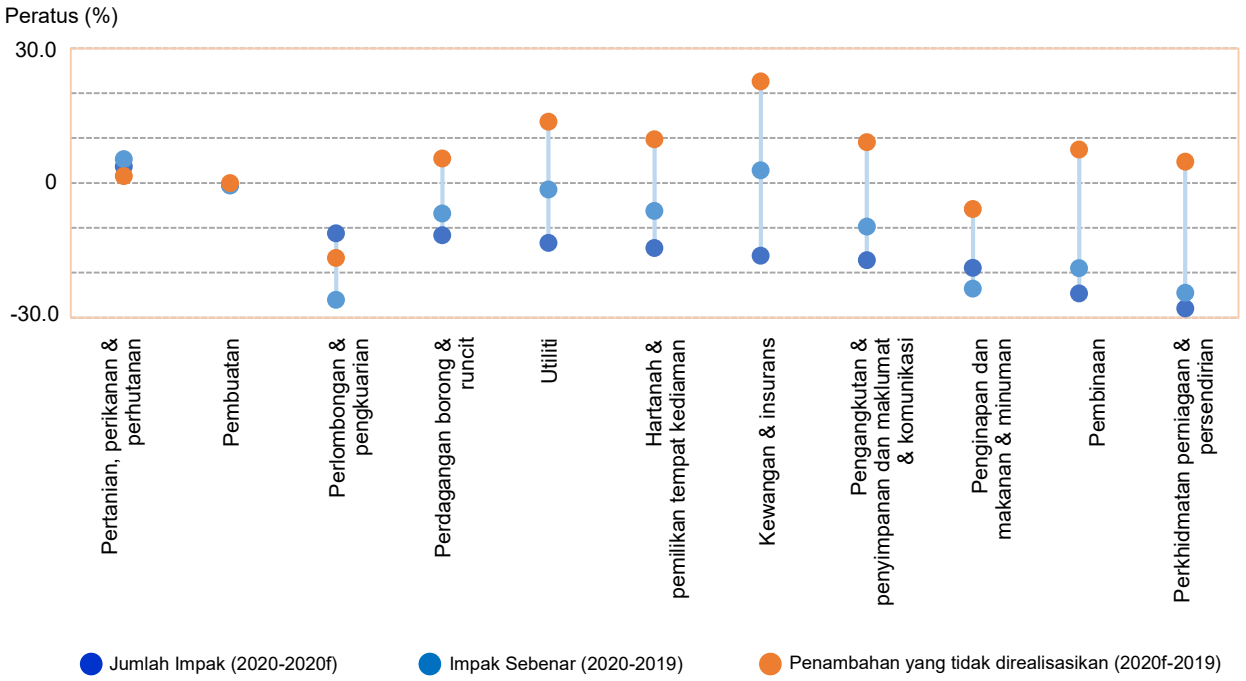

Sektor ekonomi mengalami sama ada keuntungan atau kerugian semasa pandemik COVID-19. Seperti yang diperhatikan dalam **Carta 1,** kebanyakan sektor dalam ekonomi mengalami penyusutan dari segi output ekoran gangguan terhadap permintaan dan penawaran. Penurunan yang tertinggi direkodkan oleh subsektor Perkhidmatan perniagaan & persendirian (27.9%), sektor Pembinaan (24.6%) dan subsektor Penginapan dan makanan & minuman (18.9%). Output bagi aktiviti ini sangat terkesan apabila industri berkenaan tidak dibenarkan beroperasi pada kapasiti sepenuhnya.

Walau bagaimanapun, terdapat juga sektor yang merekodkan prestasi yang lebih baik daripada jangkaan. Output bagi sektor Pertanian, perikanan & perhutanan dijangka akan bertumbuh sebanyak 1.6 peratus pada tahun 2020. Namun, disebabkan oleh peningkatan harga bagi komoditi Kelapa sawit, pertumbuhan sebenar sektor ini meningkat kepada 5.3 peratus. Kesan tersebut dapat juga dilihat bagi nilai ditambah sektor tersebut.

Subsektor Kewangan & insurans dijangka akan merekodkan pertumbuhan tertinggi dengan 16.8 peratus pada tahun 2020. Walau bagaimanapun, pertumbuhan sebenar yang direkodkan adalah 2.7 peratus. Sektor Pembinaan merekodkan penurunan nilai ditambah tertinggi (-24.5%) berikutan kos input yang masih perlu dibayar meskipun kerja pembinaan tidak dapat dilaksanakan dengan kapasiti penuh berikutan oleh PKP **(Carta 2)**.

Carta 2: Perubahan peratusan Jumlah impak, Impak sebenar dan Penambahan yang tidak direalisasikan oleh Nilai Ditambah Malaysia akibat pandemik COVID-19, 2020

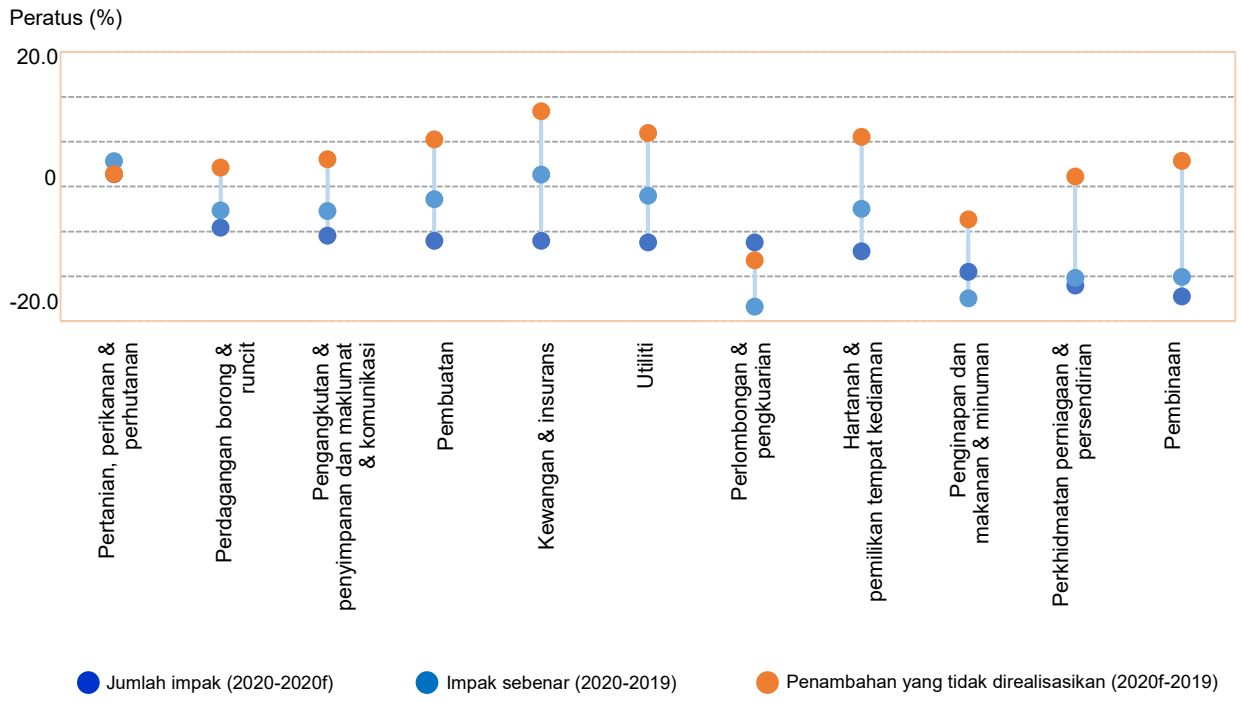

Rumusan

Secara keseluruhan, analisis I-O berupaya untuk mengira nilai output berdasarkan perubahan dalam permintaan akhir. KDNK Malaysia turun sebanyak 6.5 peratus pada tahun 2020. Berdasarkan kajian ini, pandemik COVID-19 telah memberi impak kepada keseluruhan ekonomi dengan kehilangan output sebenar RM379.6 bilion atau 10.7 peratus. Namun begitu, impak nilai ditambah merekodkan penyusutan sebanyak RM181.3 bilion atau berkurang sebanyak 12.0 peratus berbanding tahun 2019.

Dalam pengiraan pertumbuhan mahupun pengurangan keseluruhan ekonomi, perbandingan data semasa sahaja tidak mencukupi terutama sekali dalam situasi tidak normal atau di luar jangkaan seperti pandemik ataupun musibah alam. Oleh itu, bagi mendapatkan jumlah sebenar impak atau kerugian kepada ekonomi, pendapatan yang sepatutnya diperolehi semasa situasi normal juga

Rujukan:

(1) Asian Development Bank. (2022). Workshop Global Value Chain Analysis Using Input-Output Tables with ADB. COVID-19 Impact (Application to Malaysia using NIOT series).

(2) Galbusera, L., & Giannopoulos, G. (2018). On input-output economic models in disaster impact assessment. International journal of disaster risk reduction, 30, 186-198.

(3) Hasegawa, R., Tamura, M., Kuwahara, Y., Yokoki, H., & Mimura, N. (2009, July). An Input-output Analysis for Economic Losses of Flood Caused by Global Warming-A Case Study of Japan at the River Basin's Level. In Proceedings of the International Input-output Conference, Sao Paulo, Brazil (pp. 13-17).

(4) Jabatan Perangkaan Malaysia. (2022). Keluaran Dalam Negeri Kasar Tahunan, 2015-2021.

(5) Kanitkar, T. (2020). The COVID-19 lockdown in India: Impacts on the economy and the power sector. Global transitions, 2, 150-156.

(6) Kementerian Kewangan Malaysia. (2019). Tinjauan Fiskal dan Anggaran Hasil Persekutuan 2020.

(7) Kementerian Kewangan Malaysia. (2020). Tinjauan Fiskal dan Anggaran Hasil Persekutuan 2021.

Measuring the Impact of the COVID-19 Pandemic on the Malaysian Economy using Input-Output Analysis[1]

Nurul Naqiah Mansor, Mohd Azam Aidil Ab Aziz, Rusnani Hussin @ Isa

Introduction

The COVID-19 pandemic has affected the community's daily life. To curb the spread of the virus, the government has implemented a phased Movement Control Order (MCO) throughout the country with exemptions granted only the essential industries. In this regard, society is compelled to make every effort to adjust to the new standard.

The health crisis has two major impacts on the economy: (i) the impact on demand for goods and services as a results of income loss and economic uncertainty; and (ii) the impact on the supply of goods and services due to disruptions to the domestic and international value chain. Throughout 2020, the government launched four Economic Stimulus Packages (PRE) worth RM305.0 billion to mitigate the overall impact of the MCO and the spread of the COVID-19 on the economy, while easing the burden of the people as well as ensuring business continuity and economic recovery.

The RM305.0 billion PRE mentioned includes RM55.0 billion in government fiscal direct injection disbursed through PRE PRIHATIN (RM25.0 billion), PRIHATIN SME+ (RM10.0 billion), PENJANA (RM10.0 billion) and KITA PRIHATIN (RM10.0 billion). The largest fiscal injection was utilised for the Wage Subsidy Programme (PSU), job retention & recruitment incentives and recruitment & training assistance, totaling RM23.8 billion, or 43.3 per cent of the government's total fiscal direct injection. Following that is Bantuan Prihatin Nasional (BPN) valued RM13.6 billion with share of 24.7 per cent.

Literature Review

Input-output (I-O) analysis can be used to examine the impact of a country's economic losses due to unforeseen factors such as natural disasters or pandemics. Kanitkar (2020) developed the I-O tables for 2020 using the coefficient for the 2017 as reference year to calculate the losses of the Indian economy and the power generation sector due to the economic shutdown caused by the COVID-19. Based on this method, his findings can demonstrate the use of the I-O model in the assessing losses by sector and overall economy due to the COVID-19 curfew.

[1] *The views expressed are those of the authors and do not represent the view of the Department of Statistics Malaysia.*

Galbusera & Giannopoulos (2018) compared the I-O analysis on disasters by taking into account supply disruptions in terms of supply and demand as well as the assessment of economic resilience. They found the I-O model had an advantage in merging with other analytical techniques. In addition, they believed that this analysis is relevant in assisting the formation of the policy, particularly in terms of large-scale impact analysis and efficient resource utilisation.

A study to estimate economic losses caused by floods due to global warming in Japan using the I-O analysis was carried out by Hasegawa et. al (2009). Based on this analysis, he was able to estimate the direct economic losses of each region and the indirect losses that extended beyond the affected industries and regions.

The study aimed to use the I-O model to estimate the impact of the COVID-19 on the output and value added of Malaysia as a whole, and subsequently to determine which sectors were most affected by the MCO enforced to curb the pandemic.

Source of Data and Methodology

This study uses I-O analysis which is able to measure the impact on growth for the entire economy when there is any change in the final demand component. For the purpose of this study, Malaysia I-O table 2020 (2020f) was generated using Malaysian economic growth projection data in 2020 from the Ministry of Finance Malaysia before the pandemic. The value of output was generated based on the expected value of the final demand (Y2020f) (private consumption, government consumption, gross fixed capital formation, changes in inventory and exports) for 2020 using the Leontief model as in the equation below:

$$x_{2020f} = (I - A_{2015})^{-1} Y_{2020f} \quad (1)$$

where,

x_{2020f} = *forecast output for 2020*

A_{2015} = *input coefficient of 2015*[1]

Y_{2020f} = *the forecast value of the final demand in 2020*

[1] *Malaysia I-O Table 2015 used as a reference year*

To measure the impact of Malaysia's economic losses on the output and value added components, the effect of loss is calculated based on the equation as below:

$$2020 - 2020f = (2020 - 2019) + (2019 - 2020f) \quad (2)$$

where:

$2020f$ = *forecast I-O table for 2020 without the COVID-19*
2020 = *I-O Table 2020*
2019 = *I-O Table 2019*

The measurement of the impact was as follows:

i. *The difference between 2019 and 2020 is the real economic performance between 2019 and 2020 (actual impact);*
ii. *The difference between 2019 and 2020f is the potential economic growth between 2019 and 2020 (unrealised scenario without the COVID-19 pandemic); and*
iii. *The difference between 2020 and 2020f is the total economic impact due to the COVID-19 pandemic.*

Findings

Based on the COVID-19 impact measurement on the overall economy in Malaysia, the total actual output loss was estimated at RM379.6 billion. A total of RM203.6 billion represented the actual economic losses was gained from 2019 to 2020, while RM175.9 billion was the output losses that was expected to be gain in 2020 without the COVID-19 pandemic as in ***Table 1****.*

Table 1: *Economic Impact due to the COVID-19 Pandemic on Malaysia's Output and Value Added for 2020*

	Output		**Value Added**	
	RM billion	**%**	**RM billion**	**%**
Actual economic losses observed from 2019 to 2020	*(203.6)*	*-5.9*	*(95.7)*	*-6.5*
Unrealized gains from a hypothetical no pandemic situation	*(175.9)*	*-4.8*	*(85.6)*	*-5.5*
Actual impact of the pandemic / Total loss	***(379.6)***	***-10.7***	***(181.3)***	***-12.0***

Source: Based on the author's calculations and estimates

The value added losses was estimated at RM181.3 billion or a decrease of 12.0 per cent as compared to 2019. The 6.5 per cent decreased was contributed by the economic losses observed from 2019 to 2020. Meanwhile, 5.5 per cent was the gain that could not be realised as a result of the COVID-19 pandemic.

Chart 1: *Percentage Change of Total Impact, Actual Impact and Unrealised Gains by Malaysia's Output due to COVID-19 pandemic, 2020*

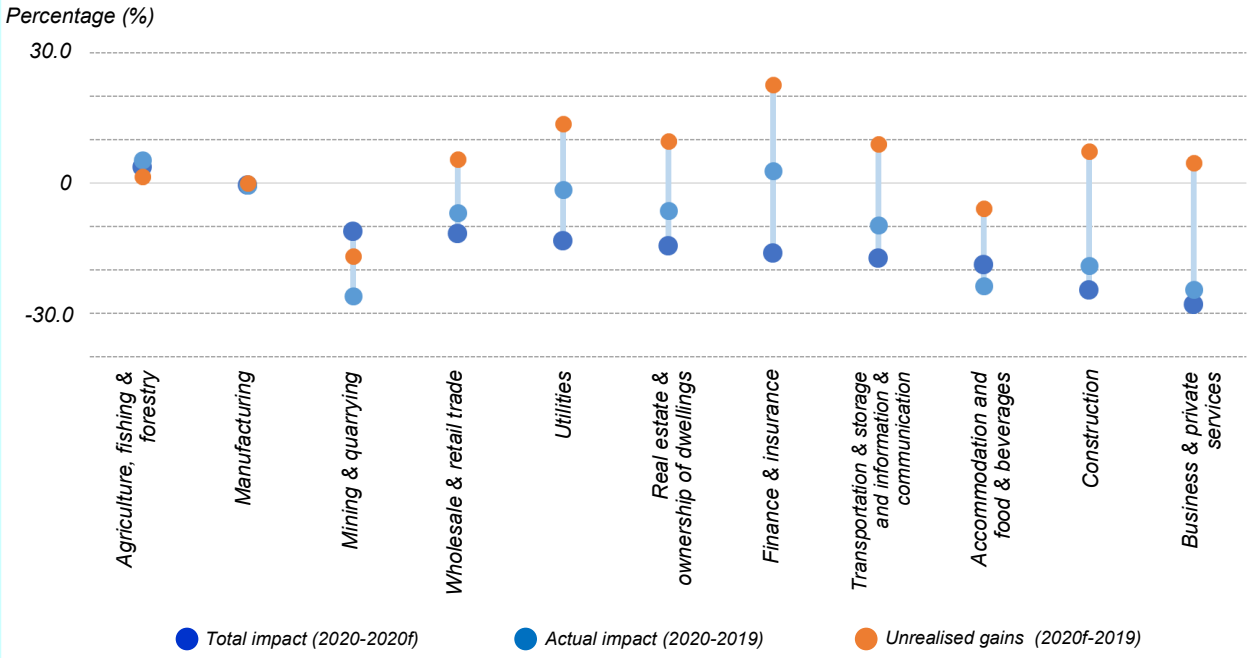

The economic sector has experienced either gains or losses during the COVID-19 pandemic. As observed in ***Chart 1,*** *most of the activities in the economy were depreciating in terms of output due to disruption to demand and supply. The highest decrease was recorded by Business & private services sub-sector (27.9%), Construction sector (24.6%) and Accommodation and food & beverages sub-sector (18.9%). The output for these activities were severely affected when the industries were not allowed to operate in full capacity.*

However, there were also sector that performed better than expected. Output for Agriculture, fishing and forestry sector was expected to grow by 1.6 per cent in 2020. However, due to an increase in prices for the Palm oil commodity, the real growth of the sector increased to 5.3 per cent. The effect can also be seen in the value added of the sector.

Finance & insurance sub-sector was expected to record the highest growth of 16.8 per cent in 2020. However, the actual growth recorded was 2.7 per cent. Construction sector recorded the highest declined in value added (-24.5%) due to input costs that remained payable despite the fact that construction works could not be fully executed following the MCO ***(Chart 2)****.*

Chart 2: *Percentage Change of Total Impact, Actual Impact and Unrealised Gains by Malaysia's Value Added due to the COVID-19 pandemic, 2020*

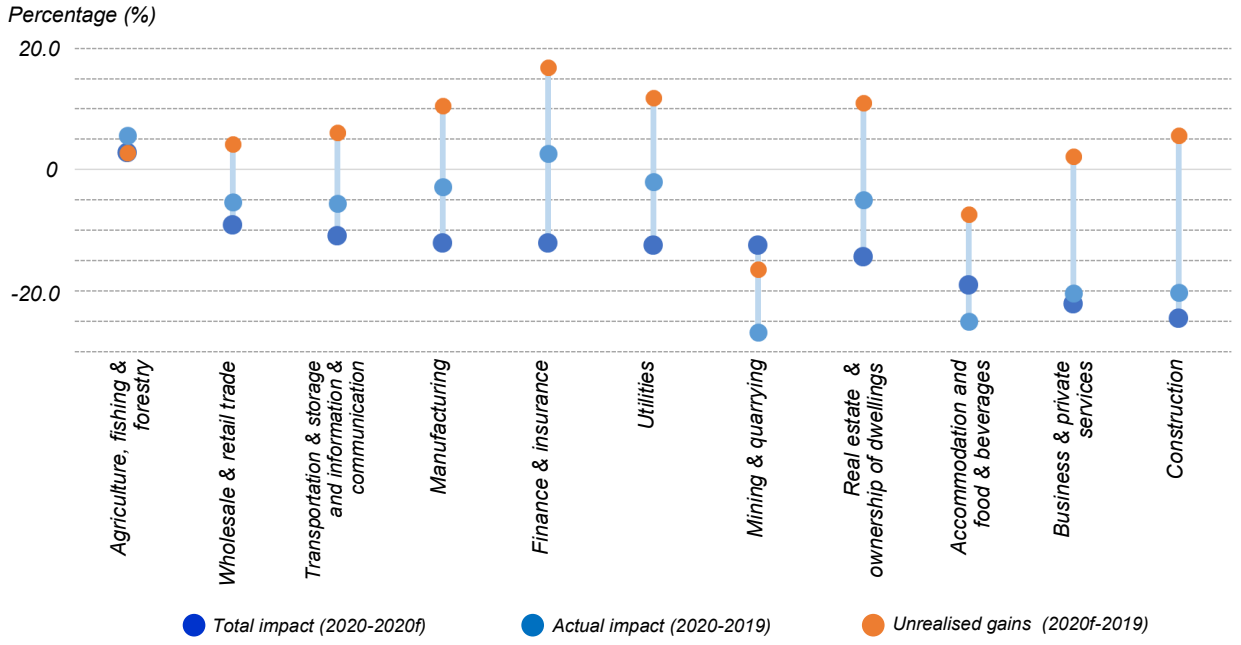

Conclusion

Overall, the I-O analysis is able to measure the output based on the change in the final demand. Malaysia's GDP dropped 6.5 per cent in 2020. Based on this study, the pandemic COVID-19 impacted Malaysia's overall economy with the actual output losses of RM379.6 billion or 10.7 per cent. Meanwhile, the impact on value added recorded a decrease of RM181.3 billion, or negative 12.0 per cent as compared to 2019.

In the calculation of the growth and reduction of the entire economy, the comparison of current data alone is insufficient especially in abnormal or unexpected situations such as pandemics or natural disasters. Therefore, in order to determine the actual damage or loss to the economy, it is necessary to account for the income that would have been earned under normal circumstances.

References:

(1) *Asian Development Bank. (2022). Workshop Global Value Chain Analysis Using Input-Output Tables with ADB. COVID-19 Impact (Application to Malaysia using NIOT series).*

(2) *Department of Statistics, Malaysia. (2022). Annual Gross Domestic Product, 2015-2021.*

(3) *Galbusera, L., & Giannopoulos, G. (2018). On input-output economic models in disaster impact assessment. International journal of disaster risk reduction, 30, 186-198.*

(4) *Hasegawa, R., Tamura, M., Kuwahara, Y., Yokoki, H., & Mimura, N. (2009, July). An Input-output Analysis for Economic Losses of Flood Caused by Global Warming-A Case Study of Japan at the River Basin's Level. In Proceedings of the International Input-output Conference, Sao Paulo, Brazil (pp. 13-17).*

(5) *Kanitkar, T. (2020). The COVID-19 lockdown in India: Impacts on the economy and the power sector. Global transitions, 2, 150-156.*

(6) *Ministry of Finance, Malaysia. (2019). Fiscal Outlook and Federal Government Revenue Estimates 2020.*

(7) *Ministry of Finance, Malaysia. (2020). Fiscal Outlook and Federal Government Revenue Estimates 2021.*

JADUAL
TABLES

Jadual 1: Jadual Penawaran dan Penggunaan Barangan dan Perkhidmatan pada Harga Pembeli (RM'000), 2019

Table 1: Supply and Use Tables of Goods and Services at Purchasers' Prices (RM'000), 2019

	Komoditi	PENAWARAN/ *SUPPLY*						
		Output pada Harga Asas *Output at Basic Prices*	Import *Imports*	Penilaian/ *Valuation*				Jumlah Penawaran pada Harga Pembeli *Total Supply at Purchasers' Prices*
				Cukai ke atas Produk *Taxes on Products*	Subsidi ke atas Produk *Subsidies on Products*	Margin Perdagangan *Trade Margins*	Margin Pengangkutan *Transport Margins*	
1	Padi	2,274,855	-	40,546	701,500	699,908	91,730	**2,405,540**
2	Tanaman Makanan	2,327,469	6,103,084	78,746	-	825,211	108,152	**9,442,662**
3	Sayur-sayuran	13,119,246	2,698,263	183,895	-	2,911,907	381,635	**19,294,946**
4	Buah-buahan	6,098,480	2,603,937	83,712	-	1,146,665	150,282	**10,083,076**
5	Getah	4,033,734	5,465,334	114,178	-	1,258,991	165,004	**11,037,239**
6	Kelapa Sawit	43,088,325	-	288,447	-	9,010,314	1,180,894	**53,567,979**
7	Tanaman Bunga	6,851,372	61,119	88,814	-	1,520,397	199,264	**8,720,966**
8	Pertanian Lain	4,383,228	8,148,747	61,947	-	1,042,387	136,616	**13,772,925**
9	Ternakan Ayam dan Itik	24,844,721	66,871	326,735	-	5,549,516	727,321	**31,515,165**
10	Ternakan Lain	4,027,916	398,331	69,806	-	900,429	118,010	**5,514,493**
11	Perhutanan dan Pembalakan	7,739,094	171,986	14,486	-	1,720,423	225,479	**9,871,468**
12	Perikanan dan Akuakultur	16,214,777	1,457,556	220,218	-	3,600,019	471,819	**21,964,390**
13	Minyak Mentah dan Gas Asli	147,705,670	44,492,186	1,329,913	-	32,881,056	4,309,398	**230,718,224**
14	Perlombongan Bijih Besi	2,269,743	10,165,140	56,703	-	503,958	66,049	**13,061,593**
15	Pengkuarian Batu, Pasir dan Tanah Liat	10,003,630	791,925	133,523	-	2,217,425	290,616	**13,437,120**
16	Perlombongan dan Pengkuarian Lain	974,855	13,058,662	12,844	-	216,981	28,438	**14,291,780**
17	Pemprosesan dan Pengawetan Daging	7,632,292	3,681,519	119,294	-	1,719,963	225,419	**13,378,487**
18	Pemprosesan dan Pengawetan Makanan Laut	7,088,767	3,542,016	94,936	-	1,606,035	210,487	**12,542,241**
19	Pemprosesan dan Pengawetan Buah-buahan & Sayur-sayuran	1,885,476	3,625,515	447,148	-	426,539	55,902	**6,440,580**
20	Produk Tenusu	10,151,886	4,150,898	188,416	-	2,853,527	373,984	**17,718,711**
21	Minyak & Lemak Sayuran dan Haiwan	125,994,436	8,936,667	10,275	269,983	28,045,166	3,675,606	**166,392,166**
22	Produk Bijian, Kanji dan Produk Berkanji	9,074,943	4,417,377	126,059	37,277	1,971,519	258,388	**15,811,009**
23	Produk Bakeri	10,235,512	658,932	156,358	-	2,290,780	300,230	**13,641,812**
24	Manisan	14,719,146	4,212,806	223,218	-	3,304,721	433,118	**22,893,009**
25	Prosesan Makanan Lain	15,274,206	6,513,231	185,501	-	2,837,140	371,836	**25,181,914**
26	Makanan Haiwan Tersedia	10,737,831	1,587,440	136,866	-	2,352,681	308,343	**15,123,161**
27	Spirit, Wain dan Minuman Keras	4,311,933	879,531	2,767,959	-	959,427	125,743	**9,044,593**
28	Minuman Ringan, Air Mineral dan Minuman Lain yang Dibotolkan	8,498,931	370,190	265,544	-	1,897,649	248,706	**11,281,021**
29	Produk Tembakau	6,095,729	1,472,354	3,050,077	-	1,359,441	178,169	**12,155,770**
30	Penyediaan, Pemintalan dan Penenunan Tekstil	5,503,502	2,865,274	87,451	-	894,090	117,180	**9,467,496**
31	Penyiapan Akhir Tekstil	1,588,018	5,247	16,031	-	242,104	31,730	**1,883,130**
32	Tekstil Lain	3,199,678	5,653,536	247,376	-	712,241	93,346	**9,906,177**
33	Pakaian	9,269,874	10,738,497	586,603	-	3,183,203	417,191	**24,195,368**
34	Produk Kulit	1,295,043	5,408,289	18,893	-	291,816	38,245	**7,052,286**
35	Kasut	1,476,440	2,595,799	21,518	-	329,332	43,162	**4,466,250**
36	Pengilangan dan Pengetaman Kayu	12,078,145	715,660	161,494	-	2,683,969	351,762	**15,991,029**
37	Kepingan Venier dan Panel berasaskan Kayu	14,626,470	1,993,380	202,521	-	3,267,530	428,243	**20,518,145**
38	Pertukangan Kayu dan Tanggam untuk Jurubina	2,144,292	142,559	771	-	480,472	62,971	**2,831,065**
39	Bekas Kayu dan Produk Kayu Lain	2,590,785	205,798	35,058	-	580,801	76,120	**3,488,563**
40	Kertas dan Produk Kertas	21,508,956	10,726,936	426,806	-	4,789,081	627,658	**38,079,437**
41	Perabot	15,945,562	3,769,109	418,543	-	3,562,740	466,934	**24,162,888**
42	Penerbitan Semula Media Rakaman	63,360	-	830	-	14,304	1,875	**80,369**
43	Percetakan	11,988,454	629,392	119,852	-	2,000,696	262,212	**15,000,605**
44	Kok dan Produk Petroleum Bertapis	177,223,646	21,110,870	555,425	6,695,056	40,716,375	5,687,240	**238,598,499**
45	Kimia Asas	58,483,777	27,812,323	913,176	-	12,862,224	1,685,726	**101,757,226**
46	Baja dan Sebatian Nitrogen	7,138,970	3,634,625	98,128	382,500	1,631,565	213,833	**12,334,621**
47	Cat dan Varnis	6,853,636	2,313,242	194,336	-	1,530,262	200,557	**11,092,034**
48	Produk Farmaseutikal, Kimia Perubatan & Botani	5,319,189	7,995,658	284,861	-	1,189,578	155,906	**14,945,192**
49	Sabun & Bahan Pencuci, Pencuci dan Pengilat, Pewangi dan Dandanan Diri	6,997,549	6,336,871	417,016	-	1,541,581	202,040	**15,495,058**
50	Produk Kimia Lain	41,310,878	37,103,569	909,858	-	9,214,480	1,207,652	**89,746,437**
51	Tayar dan Tiub Getah	3,996,476	2,696,023	229,086	-	901,332	118,129	**7,941,047**
52	Prosesan Getah	14,987,972	722,162	206,037	-	3,350,778	439,154	**19,706,103**
53	Sarung Tangan Getah	16,265,163	312,620	219,841	-	3,649,835	478,348	**20,925,807**
54	Produk Getah Lain	5,586,423	833,694	143,760	-	1,252,001	174,879	**7,990,758**
55	Produk Plastik	37,686,188	9,432,847	586,228	-	8,427,935	1,104,567	**57,237,765**
56	Kaca dan Produk Kaca	6,444,928	4,950,777	188,863	-	1,438,419	188,520	**13,211,507**
57	Produk Refraktori, Tanah Liat, Porselin dan Seramik	5,259,794	1,409,722	76,360	-	1,167,639	153,031	**8,066,546**
58	Simen, Kapur dan Plaster	11,995,831	416,379	157,569	-	2,668,990	349,798	**15,588,567**
59	Produk Mineral bukan Logam	24,758,059	3,914,976	66,303	-	4,168,567	546,333	**33,454,238**
60	Besi dan Keluli Asas	30,919,533	25,469,794	202,075	-	5,094,881	667,736	**62,354,019**
61	Logam Asas Berharga dan Logam bukan Ferus Lain	16,247,425	26,094,257	617,008	-	6,727,230	881,672	**50,567,592**
62	Pengacuan Logam	2,889,114	1,198,739	43,948	-	641,645	84,094	**4,857,540**
63	Produk Struktur Logam, Tangki, Takungan dan Penjana Wap	20,944,179	2,162,225	468,673	-	4,662,538	611,073	**28,848,688**
64	Produk Logam Lain yang Direka	40,480,243	14,611,501	538,324	-	9,006,171	1,180,351	**65,816,590**
65	Enjin & Turbin, Alatan Kuasa Bendalir, Pam, Pemampat Lain, Kepala Paip dan Injap	3,722,774	11,365,815	113,717	-	901,823	118,193	**16,222,321**

Jadual 1: Jadual Penawaran dan Penggunaan Barangan dan Perkhidmatan pada Harga Pembeli (RM'000), 2019

Table 1: Supply and Use Tables of Goods and Services at Purchasers' Prices (RM'000), 2019

PENGGUNAAN/ *USE*								
Penggunaan Perantaraan *Intermediate Use*	**Penggunaan Swasta** *Private Consumption*	**Penggunaan Kerajaan** *Government Consumption*	**Pembentukan Modal Tetap Kasar** *Gross Fixed Capital Formation*	**Perubahan Inventori** *Changes in Inventories*	**Eksport** *Exports*	**Jumlah Penggunaan pada Harga Pembeli** *Total Use at Purchasers' Prices*	***Commodity***	
2,407,217	-	-	-	(1,677)	-	**2,405,540**	***Paddy***	***1***
3,859,693	3,974,316	-	259,973	(92,704)	1,441,385	**9,442,662**	***Food Crops***	***2***
1,390,107	17,537,884	-	-	(338,517)	705,472	**19,294,946**	***Vegetables***	***3***
1,240,426	8,565,569	-	56,033	(120,296)	341,344	**10,083,076**	***Fruits***	***4***
6,473,112	-	-	808,772	(16,691)	3,772,046	**11,037,239**	***Rubber***	***5***
49,117,399	-	-	4,106,051	(379,452)	723,981	**53,567,979**	***Oil Palm***	***6***
527,245	7,795,252	-	-	(74,754)	473,223	**8,720,966**	***Flower Plants***	***7***
11,198,997	1,906,302	-	-	177,655	489,971	**13,772,925**	***Other Agriculture***	***8***
5,126,436	24,542,518	-	1,531,517	(470,662)	785,355	**31,515,165**	***Poultry Farming***	***9***
5,747,096	1,043,440	-	246,706	(1,662,394)	139,644	**5,514,493**	***Other Livestock***	***10***
8,628,485	146,419	-	-	(747,151)	1,843,717	**9,871,468**	***Forestry and Logging***	***11***
7,046,767	13,777,994	-	16,897	(205,329)	1,328,062	**21,964,390**	***Fishing and Aquaculture***	***12***
142,184,571	-	-	4,239,672	(3,106,796)	87,400,776	**230,718,224**	***Crude Oil and Natural Gas***	***13***
8,419,809	-	-	9,795	447,604	4,184,385	**13,061,593**	***Mining of Metal Ores***	***14***
12,567,679	-	-	1,369	(58,777)	926,850	**13,437,120**	***Quarrying of Stone, Sand and Clay***	***15***
13,813,873	-	-	-	104,220	373,686	**14,291,780**	***Other Mining and Quarrying***	***16***
2,205,702	11,046,725	-	-	(57,057)	183,116	**13,378,487**	***Processing and Preserving of Meat***	***17***
3,203,798	6,950,097	-	-	(225,559)	2,613,905	**12,542,241**	***Processing and Preserving of Seafood***	***18***
2,136,421	2,950,640	-	-	(19,957)	1,373,476	**6,440,580**	***Processing and Preserving of Fruits & Vegetables***	***19***
2,778,298	13,655,869	-	-	(179,082)	1,463,626	**17,718,711**	***Dairy Products***	***20***
64,674,068	53,422,818	-	-	(220,514)	48,515,794	**166,392,166**	***Vegetables & Animal Oils and Fats***	***21***
5,259,911	10,048,530	-	-	(648,318)	1,150,886	**15,811,009**	***Grain Mill Products, Starches and Starch Products***	***22***
303,099	11,149,081	-	-	(705,690)	2,895,321	**13,641,812**	***Bakery Products***	***23***
9,141,313	7,509,224	-	-	118,453	6,124,019	**22,893,009**	***Confectionery***	***24***
4,241,388	16,539,443	-	-	(5,405,522)	9,806,604	**25,181,914**	***Other Food Processing***	***25***
13,283,206	1,674,118	-	-	(515,947)	681,784	**15,123,161**	***Prepared Animal Feeds***	***26***
3,243,481	5,891,259	-	-	(502,181)	412,034	**9,044,593**	***Spirits, Wines and Liquors***	***27***
3,079,762	7,083,802	-	-	(178,054)	1,295,511	**11,281,021**	***Soft Drinks, Mineral Waters and Other Bottled Waters***	***28***
1,316,488	10,602,148	-	-	(356,631)	593,764	**12,155,770**	***Tobacco Products***	***29***
3,012,920	5,303,712	-	-	(1,409,447)	2,560,311	**9,467,496**	***Preparation, Spinning and Weaving of Textiles***	***30***
1,155,794	780,400	-	-	(54,681)	1,618	**1,883,130**	***Finishing of Textiles***	***31***
2,297,730	4,542,522	-	1,609	(22,094)	3,086,409	**9,906,177**	***Other Textiles***	***32***
3,990,649	19,180,329	-	-	(139,300)	1,163,691	**24,195,368**	***Wearing Apparel***	***33***
520,229	5,035,635	-	-	(104,210)	1,600,632	**7,052,286**	***Leather Products***	***34***
941,566	3,053,032	-	-	(235,620)	707,273	**4,466,250**	***Footwear***	***35***
8,438,056	-	-	-	(129,386)	7,682,359	**15,991,029**	***Sawmilling and Planning of Wood***	***36***
15,357,113	-	-	-	148,274	5,012,758	**20,518,145**	***Veneer Sheets and Wood-based Panels***	***37***
1,921,214	184,772	-	-	(325,820)	1,050,899	**2,831,065**	***Builders' Carpentry and Joinery***	***38***
1,330,303	1,588,444	-	-	10,387	559,429	**3,488,563**	***Wooden Containers and Other Wood Products***	***39***
15,369,134	17,294,540	-	-	(1,118,372)	6,534,135	**38,079,437**	***Paper and Paper Products***	***40***
2,160,224	9,849,562	-	652,149	(222,411)	11,723,363	**24,162,888**	***Furniture***	***41***
14,844	65,454	-	-	71	-	**80,369**	***Reproduction of Recorded Media***	***42***
10,389,680	3,880,057	-	-	(17,691)	748,559	**15,000,605**	***Printing***	***43***
170,744,659	62,659,372	-	-	(2,064,507)	7,258,976	**238,598,499**	***Coke and Refined Petroleum Products***	***44***
67,881,641	-	-	-	270,335	33,605,251	**101,757,226**	***Basic Chemicals***	***45***
7,929,724	492,419	-	-	(76,001)	3,988,480	**12,334,621**	***Fertilizers and Nitrogen Compounds***	***46***
8,248,622	927,309	-	-	(362,130)	2,278,233	**11,092,034**	***Paints and Varnishes***	***47***
6,355,281	13,877,234	-	-	(7,160,752)	1,873,427	**14,945,192**	***Pharmaceuticals, Medicinal Chemicals & Botanical Product***	***48***
3,388,476	5,598,241	-	-	13,779	6,494,562	**15,495,058**	***Soaps & Detergents, Cleaning & Polishing, Perfumes and Toilet Preparations***	***49***
52,853,588	1,831,099	-	-	307,379	34,754,371	**89,746,437**	***Other Chemicals Products***	***50***
6,332,102	-	-	-	34,918	1,574,027	**7,941,047**	***Rubber Tyres and Tubes***	***51***
8,246,293	-	-	-	2,061	11,457,749	**19,706,103**	***Rubber Processing***	***52***
664,271	10,202,988	-	-	8,565	10,049,983	**20,925,807**	***Rubber Gloves***	***53***
4,096,700	2,639,352	-	-	(49,175)	1,303,882	**7,990,758**	***Other Rubber Products***	***54***
27,675,915	22,061,427	-	-	(4,706,481)	12,206,903	**57,237,765**	***Plastic Products***	***55***
6,046,658	947,708	-	-	(444,438)	6,661,579	**13,211,507**	***Glass and Glass Products***	***56***
4,823,319	1,994,614	-	-	9,878	1,238,735	**8,066,546**	***Refractory, Clay, Porcelain and Ceramic Products***	***57***
14,788,691	-	-	-	(17,251)	817,127	**15,588,567**	***Cement, Lime and Plaster***	***58***
25,342,618	87,186	-	-	(23,409)	8,047,843	**33,454,238**	***Non-Metallic Mineral Products***	***59***
42,862,817	-	-	-	(983,321)	20,474,522	**62,354,019**	***Basic Iron and Steel***	***60***
33,699,201	-	-	-	1,607,370	15,261,021	**50,567,592**	***Basic Precious and Other Non-Ferrous Metals***	***61***
4,073,147	-	-	-	164,645	619,748	**4,857,540**	***Casting of Metals***	***62***
17,842,328	2,096,449	-	2,892,561	1,272,938	4,744,413	**28,848,688**	***Structural Metal Products, Tanks, Reservoirs and Steam Generators***	***63***
51,331,042	1,976,762	-	2,757,792	(1,489,615)	11,240,610	**65,816,590**	***Other Fabricated Metal Products***	***64***
7,188,491	1,346,244	-	5,378,811	(180,031)	2,488,806	**16,222,321**	***Engines & Turbines, Fluid Power Equipment, Other Pumps, Compressors, Taps and Valves***	***65***

Jadual 1: Jadual Penawaran dan Penggunaan Barangan dan Perkhidmatan pada Harga Pembeli (RM'000), 2019

Table 1: Supply and Use Tables of Goods and Services at Purchasers' Prices (RM'000), 2019

	Komoditi	PENAWARAN/ *SUPPLY*						
		Output pada Harga Asas *Output at Basic Prices*	Import *Imports*	Penilaian/ *Valuation*				Jumlah Penawaran pada Harga Pembeli *Total Supply at Purchasers' Prices*
				Cukai ke atas Produk *Taxes on Products*	Subsidi ke atas Produk *Subsidies on Products*	Margin Perdagangan *Trade Margins*	Margin Pengangkutan *Transport Margins*	
66	Jentera Kegunaan Umum Lain	15,854,392	17,376,184	1,835,984	-	3,121,167	409,061	**38,596,788**
67	Senjata, Peluru dan Mesin bertujuan Khas	14,994,611	24,691,483	551,441	-	3,687,498	483,284	**44,408,317**
68	Perkakasan Domestik	6,776,605	5,590,460	342,834	-	1,517,418	198,873	**14,426,190**
69	Komputer, Peranti, Mesin dan Kelengkapan Pejabat	42,394,521	28,601,214	724,985	-	9,432,508	1,236,227	**82,389,455**
70	Motor Elektrik, Penjana dan Transformer	3,604,572	11,382,827	110,431	-	802,197	105,136	**16,005,163**
71	Perkakasan Pengagihan & Pengawalan Elektrik, Bateri dan Akumulator	12,503,777	13,677,235	98,292	-	2,787,468	365,326	**29,432,098**
72	Kabel Gentian Optikal, Elektronik dan Elektrik Lain	12,032,636	5,124,926	184,759	-	2,696,405	353,391	**20,392,117**
73	Alatan Pendawaian, Kelengkapan Pencahayaan Elektrik dan Elektrik Lain	5,305,379	3,590,577	110,879	-	1,183,327	155,087	**10,345,249**
74	Komponen dan Papan Elektronik	191,990,105	140,465,590	1,310,180	-	41,010,805	5,374,885	**380,151,564**
75	Peralatan Komunikasi dan Elektronik Pengguna	76,277,038	23,971,217	1,666,926	-	17,004,232	2,228,578	**121,147,992**
76	Peralatan Penyinaran, Perubatan Elektro dan Elektroterapeutik	3,998,270	3,548,586	74,737	-	897,694	117,652	**8,636,940**
77	Kelengkapan Mengukur, Menguji, Memandu Arah dan Kawalan	10,591,463	8,497,530	298,901	-	4,142,818	542,959	**24,073,671**
78	Instrumen Optikal, Alatan Fotografi, Media Magnetik dan Optikal	8,772,110	1,712,152	125,619	-	1,957,078	256,495	**12,823,454**
79	Jam Tangan dan Jam	1,330,137	2,302,973	30,719	-	296,985	38,933	**3,999,747**
80	Kenderaan Bermotor, Treler dan Semi Treler	59,194,052	31,645,343	8,432,922	-	12,983,058	1,813,466	**114,068,841**
81	Motosikal	3,036,207	570,157	782,634	-	665,808	93,000	**5,147,806**
82	Kapal, Bot, Basikal dan 'Invalid Carriages'	16,331,622	1,361,332	146,329	-	2,365,747	330,446	**20,535,475**
83	Kelengkapan Pengangkutan Lain	7,201,853	4,421,095	239,098	-	2,785,373	365,052	**15,012,470**
84	Pembuatan Lain	15,143,139	10,277,069	62,322	-	3,821,924	500,902	**29,805,357**
85	Pembaikan & Pemasangan Mesin dan Kelengkapan	19,582,055	2,377,540	266,983	-	4,375,803	573,494	**27,175,875**
86	Elektrik dan Gas	64,235,011	10,662	111,721	-	13,762,759	1,803,750	**79,923,904**
87	Air	9,206,128	2,862	119,410	-	2,044,091	267,899	**11,640,390**
88	Pembetungan, Pengurusan Sisa dan Aktiviti Pemulihan	8,158,039	-	110,096	-	1,879,616	246,343	**10,394,094**
89	Bangunan Kediaman	48,194,346	-	4,845	-	-	-	**48,199,191**
90	Bangunan Bukan Kediaman	49,124,212	5,582,872	289,506	-	-	-	**54,996,590**
91	Kejuruteraan Awam	90,779,974	-	481,985	-	-	-	**91,261,958**
92	Aktiviti Pembinaan Pertukangan Khas	45,068,664	-	238,010	-	-	-	**45,306,674**
93	Perdagangan Borong & Runcit, Pembaikan Kenderaan Bermotor dan Motosikal	406,354,164	-	-	-	(398,630,184)	-	**7,723,980**
94	Penginapan	13,249,142	-	990,600	-	-	-	**14,239,742**
95	Makanan dan Minuman	108,187,268	-	2,367,170	-	-	-	**110,554,438**
96	Pengangkutan Darat	38,695,253	150,458	179,294	-	-	(32,190,374)	**6,834,630**
97	Pengangkutan Air	15,888,864	1,376,560	91,345	-	-	(12,966,079)	**4,390,689**
98	Pengangkutan Udara	25,818,490	772,076	305,344	-	-	(3,690,566)	**23,205,343**
99	Penggudangan dan Aktiviti Sokongan untuk Pengangkutan	14,959,420	40,439	345,775	-	-	(3,897,317)	**11,448,316**
100	Perkhidmatan berkaitan Pengangkutan Air dan Udara	12,808,537	871,494	72,148	-	-	-	**13,752,179**
101	Perkhidmatan Operasi Lebuhraya, Jambatan dan Terowong	11,202,081	-	58,779	-	-	-	**11,260,860**
102	Perkhidmatan Pos dan Kurier	4,905,894	646,998	121,055	-	-	-	**5,673,947**
103	Aktiviti Penerbitan	4,946,993	61,618	26,376	-	-	-	**5,034,987**
104	Telekomunikasi	104,546,023	4,687,599	1,496,015	-	-	-	**110,729,637**
105	Aktiviti Wayang Gambar, Pemprograman dan Penyiaran	11,592,567	-	251,546	-	-	-	**11,844,114**
106	Perkhidmatan Komputer dan Maklumat	39,544,252	15,913,725	784,462	-	-	-	**56,242,439**
107	Perantaraan Kewangan	62,244,477	2,764,717	342,836	-	-	-	**65,352,031**
108	Perkhidmatan Kewangan Lain	12,569,303	-	231,183	-	-	-	**12,800,485**
109	Insurans/ Takaful dan Tabungan Pencen	35,269,980	4,848,511	1,406,650	-	-	-	**41,525,141**
110	Aktiviti Sokongan Perkhidmatan Kewangan dan Insurans/ Takaful	10,281,595	-	52,524	-	-	-	**10,334,118**
111	Hartanah	45,730,537	-	243,169	-	-	-	**45,973,706**
112	Pemilikan Kediaman	39,288,785	-	-	-	-	-	**39,288,785**
113	Sewaan dan Pajakan	10,228,099	9,392,482	110,678	-	-	-	**19,731,259**
114	Penyelidikan dan Pembangunan Saintifik	7,545,359	4,092,147	57,513	-	-	-	**11,695,020**
115	Profesional	124,002,645	28,390,353	3,142,575	-	-	-	**155,535,573**
116	Perkhidmatan Perniagaan	32,745,173	-	439,117	-	-	-	**33,184,290**
117	Pentadbiran Awam	55,984,461	1,067,261	5,722	-	-	-	**57,057,444**
118	Pendidikan	75,525,004	-	68,885	-	-	-	**75,593,889**
119	Kesihatan	51,705,162	-	10,610	-	-	-	**51,715,771**
120	Ketenteraman dan Keselamatan Awam	25,728,495	-	-	-	-	-	**25,728,495**
121	Pentadbiran Awam Lain	3,836,852	-	-	-	-	-	**3,836,852**
122	Institusi bukan Keuntungan yang Berkhidmat kepada Isi Rumah	1,045,805	-	5,459	-	-	-	**1,051,264**
123	Kesenian, Hiburan dan Rekreasi	25,239,249	3,370,932	591,614	-	-	-	**29,201,794**
124	Perkhidmatan Swasta Lain	14,415,489	-	28,931	-	-	-	**14,444,420**
	JUMLAH PENAWARAN DAN PENGGUNAAN	**3,464,214,860**	**822,309,040**	**53,030,427**	**8,086,316**	**-**	**-**	**4,331,468,011**
	Pembelian Langsung oleh Residen di Luar Negeri	**-**	**51,309,042**	**-**	**-**	**-**	**-**	**51,309,042**
	Pembelian Dalam Negeri oleh Bukan Residen	**-**	**-**	**-**	**-**	**-**	**-**	**-**
	JUMLAH	**3,464,214,860**	**873,618,082**	**53,030,427**	**8,086,316**	**-**	**-**	**4,382,777,053**

Jadual 1: Jadual Penawaran dan Penggunaan Barangan dan Perkhidmatan pada Harga Pembeli (RM'000), 2019

Table 1: Supply and Use Tables of Goods and Services at Purchasers' Prices (RM'000), 2019

PENGGUNAAN/ *USE*								
Penggunaan Perantaraan *Intermediate Use*	**Penggunaan Swasta** *Private Consumption*	**Penggunaan Kerajaan** *Government Consumption*	**Pembentukan Modal Tetap Kasar** *Gross Fixed Capital Formation*	**Perubahan Inventori** *Changes in Inventories*	**Eksport** *Exports*	**Jumlah Penggunaan pada Harga Pembeli** *Total Use at Purchasers' Prices*	***Commodity***	
10,171,896	3,289,875	-	10,979,285	(402,803)	14,558,535	**38,596,788**	***Other General Purpose Machinery***	***66***
9,296,851	1,697,729	-	13,105,000	3,711,165	16,597,571	**44,408,317**	***Weapons, Ammunition and Special Purpose Machinery***	***67***
2,291,530	3,056,734	-	892,402	(3,520,930)	11,706,454	**14,426,190**	***Domestic Appliances***	***68***
11,180,686	2,174,579	-	13,054,763	(5,084,902)	61,064,328	**82,389,455**	***Computers, Peripheral, Office Equipment and Machinery***	***69***
940,886	-	-	10,364,098	(60,644)	4,760,823	**16,005,163**	***Electric Motors, Generators and Transformers***	***70***
13,064,648	1,486,453	-	1,337,413	(1,235,337)	14,778,922	**29,432,098**	***Electricity Distribution & Control Apparatus, Batteries and Accumulators***	***71***
11,676,967	4,096,327	-	46,031	21,262	4,551,531	**20,392,117**	***Fibre Optic, Electronic and Other Electric Cables***	***72***
3,943,374	1,298,434	-	54,985	(68,643)	5,117,099	**10,345,249**	***Wiring Devices, Electric Lighting Equipment and Other Electrical***	***73***
208,774,803	-	-	-	1,211,948	170,164,813	**380,151,564**	***Electronic Components and Boards***	***74***
50,576,407	11,602,197	-	17,217,789	439,705	41,311,894	**121,147,992**	***Communication Equipment and Consumer Electronics***	***75***
707,091	297,964	-	1,994,821	9,481	5,627,584	**8,636,940**	***Irradiation, Electro Medical and Electrotherapeutic Equipment***	***76***
5,108,860	-	-	7,086,393	(36,833)	11,915,251	**24,073,671**	***Measuring, Testing, Navigating and Control Equipment***	***77***
5,228,669	428,065	-	848,416	(6,590)	6,324,894	**12,823,454**	***Optical Instruments, Photographic Equipment, Magnetic and Optical Media***	***78***
569,882	2,860,821	-	27,164	(543,216)	1,085,095	**3,999,747**	***Watches and Clocks***	***79***
59,873,872	24,469,091	-	22,042,160	387,044	7,296,674	**114,068,841**	***Motor Vehicles, Trailers and Semi Trailers***	***80***
-	3,436,169	-	1,317,007	(7,111)	401,741	**5,147,806**	***Motorcycles***	***81***
5,405,165	1,469,806	-	11,216,454	(353,233)	2,797,283	**20,535,475**	***Ships, Boats, Bicycles & Invalid Carriages***	***82***
2,970,666	-	-	3,847,211	(5,146)	8,199,739	**15,012,470**	***Other Transport Equipment***	***83***
8,662,129	9,742,590	-	2,267,078	(6,725,644)	15,859,203	**29,805,357**	***Other Manufacturing***	***84***
24,818,992	18,030	-	-	3,687	2,335,167	**27,175,875**	***Repair & Installation of Machinery and Equipment***	***85***
70,439,644	8,920,986	-	-	25,264	538,010	**79,923,904**	***Electricity and Gas***	***86***
7,501,413	4,137,485	-	-	(962)	2,453	**11,640,390**	***Water***	***87***
9,518,430	387,281	492,972	-	(4,589)	-	**10,394,094**	***Sewerage, Waste Management and Remediation Activities***	***88***
-	-	-	47,661,961	537,230	-	**48,199,191**	***Residential Buildings***	***89***
-	-	-	38,119,693	14,221,460	2,655,437	**54,996,590**	***Non-Residential Buildings***	***90***
4,759,426	-	-	85,728,834	773,699	-	**91,261,958**	***Civil Engineering***	***91***
39,503,333	-	-	4,730,474	1,072,867	-	**45,306,674**	***Specialised Construction Activities***	***92***
3,689,568	4,034,412	-	-	-	-	**7,723,980**	***Wholesale & Retail Trade, Repair of Motor Vehicles and Motorcycles***	***93***
6,117,092	8,122,649	-	-	-	-	**14,239,742**	***Accommodation***	***94***
16,952,030	93,602,408	-	-	-	-	**110,554,438**	***Food & Beverage***	***95***
3,333,279	3,446,425	-	-	-	54,927	**6,834,630**	***Land Transport***	***96***
712,528	1,475,756	-	-	-	2,202,406	**4,390,689**	***Water Transport***	***97***
10,970,003	1,335,760	-	-	-	10,899,580	**23,205,343**	***Air Transport***	***98***
2,461,434	7,873,402	-	-	-	1,113,480	**11,448,316**	***Warehousing and Support Activities for Transportation***	***99***
6,992,994	-	-	-	-	6,759,185	**13,752,179**	***Services Incidental to Water and Air Transportation***	***100***
4,349,590	6,911,270	-	-	-	-	**11,260,860**	***Highway, Bridge and Tunnel Operation Services***	***101***
2,331,339	2,664,908	-	-	-	677,700	**5,673,947**	***Postal & Courier Activities***	***102***
2,825,704	2,134,721	-	10,687	-	63,874	**5,034,987**	***Publishing Activities***	***103***
45,526,890	62,326,397	-	-	-	2,876,350	**110,729,637**	***Telecommunications***	***104***
4,749,055	6,360,752	-	734,307	-	-	**11,844,114**	***Motion Picture, Programming and Broadcasting Activities***	***105***
20,858,581	582	-	24,349,332	-	11,033,944	**56,242,439**	***Computer and Information Services***	***106***
44,516,341	18,220,080	-	-	-	2,615,610	**65,352,031**	***Monetary Intermediation***	***107***
11,677,422	1,123,064	-	-	-	-	**12,800,485**	***Other Financial Services***	***108***
13,571,813	26,435,956	-	-	-	1,517,372	**41,525,141**	***Insurance/ Takaful and Pension Funding***	***109***
3,999,797	6,334,321	-	-	-	-	**10,334,118**	***Activities Auxiliary to Financial Service and Insurance/ Takaful***	***110***
11,748,354	34,225,351	-	-	-	-	**45,973,706**	***Real Estate***	***111***
-	39,288,785	-	-	-	-	**39,288,785**	***Ownership of Dwellings***	***112***
14,037,449	3,726,070	-	-	-	1,967,739	**19,731,259**	***Rental and Leasing***	***113***
-	3,490	6,047,646	3,613,638	-	2,030,246	**11,695,020**	***Scientific Research and Development***	***114***
127,980,265	1,151,360	-	171,644	-	26,232,304	**155,535,573**	***Professional***	***115***
17,830,118	15,194,996	159,176	-	-	-	**33,184,290**	***Business Services***	***116***
555,441	-	54,951,501	1,194,683	-	355,820	**57,057,444**	***Public Administration***	***117***
2,184,486	18,703,276	54,706,127	-	-	-	**75,593,889**	***Education***	***118***
9,050,514	13,803,185	28,862,072	-	-	-	**51,715,771**	***Health***	***119***
-	-	25,728,495	-	-	-	**25,728,495**	***Defence, Public Order and Safety***	***120***
-	-	3,836,852	-	-	-	**3,836,852**	***Other Public Administration***	***121***
-	1,051,264	-	-	-	-	**1,051,264**	***Non-Profit Institutions Serving Households***	***122***
2,490,982	22,838,369	1,496,006	-	-	2,376,437	**29,201,794**	***Arts, Entertainment and Recreation***	***123***
3,991,642	10,452,779	-	-	-	-	**14,444,420**	***Other Private Services***	***124***
1,996,421,218	**935,022,716**	**176,280,846**	**346,973,429**	**(28,569,091)**	**905,338,895**	**4,331,468,011**	***TOTAL SUPPLY AND USE***	
-	**51,309,042**	**-**	**-**	**-**	**-**	**51,309,042**	***Direct Purchases Abroad by Residents***	
-	**(82,142,529)**	**-**	**-**	**-**	**82,142,529**	**-**	***Domestic Purchases by Non-Residents***	
1,996,421,218	**904,189,229**	**176,280,846**	**346,973,429**	**(28,569,091)**	**987,481,424**	**4,382,777,053**	**TOTAL**	

Jadual 2: Jadual Pengeluaran Domestik pada Harga Asas, Aktiviti mengikut Komoditi (RM'000), 2019

Table 2: Domestic Production Tables at Basic Prices, Activity by Commodity (RM'000), 2019

	Aktiviti \ Komoditi	Padi *Paddy*	Tanaman Makanan *Food Crops*	Sayur-sayuran *Vegetables*	Buah-buahan *Fruits*	Getah *Rubber*
		1	2	3	4	5
1	Padi	2,274,812	-	-	-	214
2	Tanaman Makanan	1	1,768,415	22,890	9,930	56
3	Sayur-sayuran	-	520,485	13,001,576	53,695	-
4	Buah-buahan	-	20,733	34,630	5,988,626	11,984
5	Getah	-	363	499	3,525	3,741,016
6	Kelapa Sawit	-	9,131	7,389	32,553	183,025
7	Tanaman Bunga	-	4,462	10,516	7,292	17
8	Pertanian Lain	42	3,880	40,656	2,519	-
9	Ternakan Ayam dan Itik	-	-	355	-	-
10	Ternakan Lain	-	-	735	340	-
11	Perhutanan dan Pembalakan	-	-	-	-	97,421
12	Perikanan dan Akuakultur	-	-	-	-	-
13	Minyak Mentah dan Gas Asli	-	-	-	-	-
14	Perlombongan Bijih Besi	-	-	-	-	-
15	Pengkuarian Batu, Pasir dan Tanah Liat	-	-	-	-	-
16	Perlombongan dan Pengkuarian Lain	-	-	-	-	-
17	Pemprosesan dan Pengawetan Daging	-	-	-	-	-
18	Pemprosesan dan Pengawetan Makanan Laut	-	-	-	-	-
19	Pemprosesan dan Pengawetan Buah-buahan & Sayur-sayuran	-	-	-	-	-
20	Produk Tenusu	-	-	-	-	-
21	Minyak & Lemak Sayuran dan Haiwan	-	-	-	-	-
22	Produk Bijian, Kanji dan Produk Berkanji	-	-	-	-	-
23	Produk Bakeri	-	-	-	-	-
24	Manisan	-	-	-	-	-
25	Prosesan Makanan Lain	-	-	-	-	-
26	Makanan Haiwan Tersedia	-	-	-	-	-
27	Spirit, Wain dan Minuman Keras	-	-	-	-	-
28	Minuman Ringan, Air Mineral & Minuman Lain yang Dibotolkan	-	-	-	-	-
29	Produk Tembakau	-	-	-	-	-
30	Penyediaan, Pemintalan dan Penenunan Tekstil	-	-	-	-	-
31	Penyiapan Akhir Tekstil	-	-	-	-	-
32	Tekstil Lain	-	-	-	-	-
33	Pakaian	-	-	-	-	-
34	Produk Kulit	-	-	-	-	-
35	Kasut	-	-	-	-	-
36	Pengilangan dan Pengetaman Kayu	-	-	-	-	-
37	Kepingan Venier dan Panel berasaskan Kayu	-	-	-	-	-
38	Pertukangan Kayu dan Tanggam untuk Jurubina	-	-	-	-	-
39	Bekas Kayu dan Produk Kayu Lain	-	-	-	-	-
40	Kertas dan Produk Kertas	-	-	-	-	-
41	Perabot	-	-	-	-	-
42	Penerbitan Semula Media Rakaman	-	-	-	-	-
43	Percetakan	-	-	-	-	-
44	Kok dan Produk Petroleum Bertapis	-	-	-	-	-
45	Kimia Asas	-	-	-	-	-
46	Baja dan Sebatian Nitrogen	-	-	-	-	-
47	Cat dan Varnis	-	-	-	-	-
48	Produk Farmaseutikal, Kimia Perubatan & Botani	-	-	-	-	-
49	Sabun & Bahan Pencuci, Pencuci dan Pengilat, Pewangi dan Dandanan Diri	-	-	-	-	-
50	Produk Kimia Lain	-	-	-	-	-
51	Tayar dan Tiub Getah	-	-	-	-	-
52	Prosesan Getah	-	-	-	-	-
53	Sarung Tangan Getah	-	-	-	-	-
54	Produk Getah Lain	-	-	-	-	-
55	Produk Plastik	-	-	-	-	-
56	Kaca dan Produk Kaca	-	-	-	-	-
57	Produk Refraktori, Tanah Liat, Porselin dan Seramik	-	-	-	-	-
58	Simen, Kapur dan Plaster	-	-	-	-	-
59	Produk Mineral bukan Logam	-	-	-	-	-
60	Besi dan Keluli Asas	-	-	-	-	-
61	Logam Asas Berharga dan Logam bukan Ferus Lain	-	-	-	-	-
62	Pengacuan Logam	-	-	-	-	-
63	Produk Struktur Logam, Tangki, Takungan dan Penjana Wap	-	-	-	-	-
64	Produk Logam Lain yang Direka	-	-	-	-	-

Jadual 2: Jadual Pengeluaran Domestik pada Harga Asas, Aktiviti mengikut Komoditi (RM'000), 2019

Table 2: Domestic Production Tables at Basic Prices, Activity by Commodity (RM'000), 2019

Kelapa Sawit *Oil Palm*	Tanaman Bunga *Flower Plants*	Pertanian Lain *Other Agriculture*	Menternak Ayam & Itik *Poultry Farming*	Ternakan Lain *Other Livestock*	Commodity / Activity	
6	7	8	9	10		
82,046	-	9,620	-	-	***Paddy***	***1***
55,980	-	5,606	-	-	***Food Crops***	***2***
-	16,032	555,482	-	5,601	***Vegetables***	***3***
66,839	861	861,295	-	4,722	***Fruits***	***4***
49,617	-	94,619	-	1,492	***Rubber***	***5***
42,754,477	-	1,238,981	72,452	27,266	***Oil Palm***	***6***
7	6,833,883	333,488	-	10,133	***Flower Plants***	***7***
4,556	596	1,284,138	2,023	2,363	***Other Agriculture***	***8***
6,341	-	-	23,496,703	260,296	***Poultry Farming***	***9***
56,719	-	-	1,273,543	3,715,965	***Other Livestock***	***10***
11,682	-	-	-	-	***Forestry and Logging***	***11***
60	-	-	-	77	***Fishing and Aquaculture***	***12***
-	-	-	-	-	***Crude Oil and Natural Gas***	***13***
-	-	-	-	-	***Mining of Metal Ores***	***14***
-	-	-	-	-	***Quarrying of Stone, Sand and Clay***	***15***
-	-	-	-	-	***Other Mining and Quarrying***	***16***
-	-	-	-	-	***Processing and Preserving of Meat***	***17***
-	-	-	-	-	***Processing and Preserving of Seafood***	***18***
-	-	-	-	-	***Processing and Preserving of Fruits & Vegetables***	***19***
-	-	-	-	-	***Dairy Products***	***20***
-	-	-	-	-	***Vegetable & Animal Oils and Fats***	***21***
-	-	-	-	-	***Grain Mill Products, Starches and Starch Products***	***22***
-	-	-	-	-	***Bakery Products***	***23***
-	-	-	-	-	***Confectionery***	***24***
-	-	-	-	-	***Other Food Processing***	***25***
-	-	-	-	-	***Prepared Animal Feeds***	***26***
-	-	-	-	-	***Spirits, Wines and Liquors***	***27***
-	-	-	-	-	***Soft Drinks, Mineral Waters and Other Bottled Waters***	***28***
-	-	-	-	-	***Tobacco Products***	***29***
-	-	-	-	-	***Preparation, Spinning and Weaving of Textiles***	***30***
-	-	-	-	-	***Finishing of Textiles***	***31***
-	-	-	-	-	***Other Textiles***	***32***
-	-	-	-	-	***Wearing Apparel***	***33***
-	-	-	-	-	***Leather Products***	***34***
-	-	-	-	-	***Footwear***	***35***
-	-	-	-	-	***Sawmilling and Planning of Wood***	***36***
-	-	-	-	-	***Veneer Sheets and Wood-based Panels***	***37***
-	-	-	-	-	***Builders' Carpentry and Joinery***	***38***
-	-	-	-	-	***Wooden Containers and Other Wood Products***	***39***
-	-	-	-	-	***Paper and Paper Products***	***40***
-	-	-	-	-	***Furniture***	***41***
-	-	-	-	-	***Reproduction of Recorded Media***	***42***
-	-	-	-	-	***Printing***	***43***
-	-	-	-	-	***Coke and Refined Petroleum Products***	***44***
-	-	-	-	-	***Basic Chemicals***	***45***
-	-	-	-	-	***Fertilizers and Nitrogen Compounds***	***46***
-	-	-	-	-	***Paints and Varnishes***	***47***
-	-	-	-	-	***Pharmaceuticals, Medicinal Chemical & Botanical Products***	***48***
-	-	-	-	-	***Soaps & Detergents, Cleaning & Polishing, Perfumes and Toilet Preparations***	***49***
-	-	-	-	-	***Other Chemicals Products***	***50***
-	-	-	-	-	***Rubber Tyres and Tubes***	***51***
-	-	-	-	-	***Rubber Processing***	***52***
-	-	-	-	-	***Rubber Gloves***	***53***
-	-	-	-	-	***Other Rubber Products***	***54***
-	-	-	-	-	***Plastic Products***	***55***
-	-	-	-	-	***Glass and Glass Products***	***56***
-	-	-	-	-	***Refractory, Clay, Porcelain and Ceramic Products***	***57***
-	-	-	-	-	***Cement, Lime and Plaster***	***58***
-	-	-	-	-	***Non-Metallic Mineral Products***	***59***
-	-	-	-	-	***Basic Iron and Steel***	***60***
-	-	-	-	-	***Basic Precious and Other Non-Ferrous Metals***	***61***
-	-	-	-	-	***Casting of Metals***	***62***
-	-	-	-	-	***Structural Metal Products, Tanks, Reservoirs and Steam Generators***	***63***
-	-	-	-	-	***Other Fabricated Metal Products***	***64***

Jadual 2: Jadual Pengeluaran Domestik pada Harga Asas, Aktiviti mengikut Komoditi (RM'000), 2019

Table 2: Domestic Production Tables at Basic Prices, Activity by Commodity (RM'000), 2019

	Aktiviti \ Komoditi	Padi *Paddy*	Tanaman Makanan *Food Crops*	Sayur-sayuran *Vegetables*	Buah-buahan *Fruits*	Getah *Rubber*
		1	2	3	4	5
65	Enjin & Turbin, Alatan Kuasa Bendalir, Pam, Pemampat Lain, Kepala Paip dan Injap Lain	-	-	-	-	-
66	Jentera Kegunaan Umum Lain	-	-	-	-	-
67	Senjata, Peluru dan Mesin bertujuan Khas	-	-	-	-	-
68	Perkakasan Domestik	-	-	-	-	-
69	Komputer, Peranti, Mesin dan Kelengkapan Pejabat	-	-	-	-	-
70	Motor Elektrik, Penjana dan Transformer	-	-	-	-	-
71	Perkakasan Pengagihan & Pengawalan Elektrik, Bateri dan Akumulator	-	-	-	-	-
72	Kabel Gentian Optikal, Elektronik dan Elektrik Lain	-	-	-	-	-
73	Alatan Pendawaian, Kelengkapan Pencahayaan Elektrik dan Elektrik Lain	-	-	-	-	-
74	Komponen dan Papan Elektronik	-	-	-	-	-
75	Peralatan Komunikasi dan Elektronik Pengguna	-	-	-	-	-
76	Peralatan Penyinaran, Perubatan Elektro dan Elektroterapeutik	-	-	-	-	-
77	Kelengkapan Mengukur, Menguji, Memandu Arah dan Kawalan	-	-	-	-	-
78	Instrumen Optikal, Alatan Fotografi, Media Magnetik dan Optikal	-	-	-	-	-
79	Jam Tangan dan Jam	-	-	-	-	-
80	Kenderaan Bermotor, Treler dan Semi Treler	-	-	-	-	-
81	Motosikal	-	-	-	-	-
82	Kapal, Bot, Basikal dan 'Invalid Carriages'	-	-	-	-	-
83	Kelengkapan Pengangkutan Lain	-	-	-	-	-
84	Pembuatan Lain	-	-	-	-	-
85	Pembaikan & Pemasangan Mesin dan Kelengkapan	-	-	-	-	-
86	Elektrik dan Gas	-	-	-	-	-
87	Air	-	-	-	-	-
88	Pembetungan, Pengurusan Sisa & Aktiviti Pemulihan	-	-	-	-	-
89	Bangunan Kediaman	-	-	-	-	-
90	Bangunan Bukan Kediaman	-	-	-	-	-
91	Kejuruteraan Awam	-	-	-	-	-
92	Aktiviti Pembinaan Pertukangan Khas	-	-	-	-	-
93	Perdagangan Borong & Runcit, Pembaikan Kenderaan Bermotor dan Motosikal	-	-	-	-	-
94	Penginapan	-	-	-	-	-
95	Makanan dan Minuman	-	-	-	-	-
96	Pengangkutan Darat	-	-	-	-	-
97	Pengangkutan Air	-	-	-	-	-
98	Pengangkutan Udara	-	-	-	-	-
99	Penggudangan dan Aktiviti Sokongan untuk Pengangkutan	-	-	-	-	-
100	Perkhidmatan berkaitan Pengangkutan Air dan Udara	-	-	-	-	-
101	Perkhidmatan Operasi Lebuhraya, Jambatan & Terowong	-	-	-	-	-
102	Perkhidmatan Pos dan Kurier	-	-	-	-	-
103	Aktiviti Penerbitan	-	-	-	-	-
104	Telekomunikasi	-	-	-	-	-
105	Aktiviti Wayang Gambar, Pemprograman dan Penyiaran	-	-	-	-	-
106	Perkhidmatan Komputer dan Maklumat	-	-	-	-	-
107	Perantaraan Kewangan	-	-	-	-	-
108	Perkhidmatan Kewangan Lain	-	-	-	-	-
109	Insurans/ Takaful dan Tabungan Pencen	-	-	-	-	-
110	Aktiviti Sokongan Perkhidmatan Kewangan dan Insurans/ Takaful	-	-	-	-	-
111	Hartanah	-	-	-	-	-
112	Pemilikan Kediaman	-	-	-	-	-
113	Sewaan dan Pajakan	-	-	-	-	-
114	Penyelidikan dan Pembangunan Saintifik	-	-	-	-	-
115	Profesional	-	-	-	-	-
116	Perkhidmatan Perniagaan	-	-	-	-	-
117	Pentadbiran Awam	-	-	-	-	-
118	Pendidikan	-	-	-	-	-
119	Kesihatan	-	-	-	-	-
120	Ketenteraman dan Keselamatan Awam	-	-	-	-	-
121	Pentadbiran Awam Lain	-	-	-	-	-
122	Institusi bukan Keuntungan yang Berkhidmat kepada Isi Rumah	-	-	-	-	-
123	Kesenian, Hiburan dan Rekreasi	-	-	-	-	-
124	Perkhidmatan Swasta Lain	-	-	-	-	-
	JUMLAH OUTPUT KOMODITI	2,274,855	2,327,469	13,119,246	6,098,480	4,033,734
	Pembelian Langsung oleh Residen di Luar Negeri	-	-	-	-	-

Jadual 2: Jadual Pengeluaran Domestik pada Harga Asas, Aktiviti mengikut Komoditi (RM'000), 2019

Table 2: Domestic Production Tables at Basic Prices, Activity by Commodity (RM'000), 2019

Kelapa Sawit *Oil Palm*	Tanaman Bunga *Flower Plants*	Pertanian Lain *Other Agriculture*	Menternak Ayam & Itik *Poultry Farming*	Ternakan Lain *Other Livestock*	Commodity / Activity	
6	7	8	9	10		
-	-	-	-	-	Engines & Turbines, Fluid Power Equipment, Other Pumps, Compressors, Taps and Valves	65
-	-	-	-	-	Other General Purpose Machinery	66
-	-	-	-	-	Weapons, Ammunition and Special Purpose Machinery	67
-	-	-	-	-	Domestic Appliances	68
-	-	-	-	-	Computers, Peripheral, Office Equipment and Machinery	69
-	-	-	-	-	Electric Motors, Generators and Transformers	70
-	-	-	-	-	Electricity Distribution & Control Apparatus, Batteries and Accumulators	71
-	-	-	-	-	Fibre Optic, Electronic and Other Electric Cables	72
-	-	-	-	-	Wiring Devices, Electric Lighting Equipment and Other Electrical	73
-	-	-	-	-	Electronic Components and Boards	74
-	-	-	-	-	Communication Equipment and Consumer Electronics	75
-	-	-	-	-	Irradiation Equipment, Electro Medical and Electrotherapeutic	76
-	-	-	-	-	Measuring Equipment, Testing, Navigating and Control	77
-	-	-	-	-	Optical Instruments, Photographic Equipment, Magnetic and Optical Media	78
-	-	-	-	-	Watches and Clocks	79
-	-	-	-	-	Motor Vehicles, Trailers and Semi Trailers	80
-	-	-	-	-	Motorcycles	81
-	-	-	-	-	Ships, Boats, Bicycles and Invalid Carriages	82
-	-	-	-	-	Other Transport Equipment	83
-	-	-	-	-	Other Manufacturing	84
-	-	-	-	-	Repair & Installation of Machinery and Equipment	85
-	-	-	-	-	Electricity and Gas	86
-	-	-	-	-	Water	87
-	-	-	-	-	Sewerage, Waste Management & Remediation Activities	88
-	-	-	-	-	Residential Buildings	89
-	-	-	-	-	Non-Residential Buildings	90
-	-	-	-	-	Civil Engineering	91
-	-	-	-	-	Specialized Construction Activities	92
-	-	-	-	-	Wholesale & Retail Trade, Repair of Motor Vehicles and Motorcycles	93
-	-	-	-	-	Accommodation	94
-	-	-	-	-	Food and Beverage	95
-	-	-	-	-	Land Transport	96
-	-	-	-	-	Water Transport	97
-	-	-	-	-	Air Transport	98
-	-	-	-	-	Warehousing and Support Activities for Transportation	99
-	-	-	-	-	Services Incidental to Water and Air Transportation	100
-	-	-	-	-	Highway, Bridge and Tunnel Operation Services	101
-	-	-	-	-	Postal and Courier Activities	102
-	-	-	-	-	Publishing Activities	103
-	-	-	-	-	Telecommunications	104
-	-	-	-	-	Motion Picture, Programming and Broadcasting Activities	105
-	-	-	-	-	Computer and Information Services	106
-	-	-	-	-	Monetary Intermediation	107
-	-	-	-	-	Other Financial Service	108
-	-	-	-	-	Insurance/ Takaful and Pension Funding	109
-	-	-	-	-	Activities Auxiliary to Financial Service and Insurance/ Takaful	110
-	-	-	-	-	Real Estate	111
-	-	-	-	-	Ownership of Dwellings	112
-	-	-	-	-	Rental and Leasing	113
-	-	-	-	-	Scientific Research and Development	114
-	-	-	-	-	Professional	115
-	-	-	-	-	Business Services	116
-	-	-	-	-	Public Administration	117
-	-	-	-	-	Education	118
-	-	-	-	-	Health	119
-	-	-	-	-	Public Order and Safety	120
-	-	-	-	-	Other Public Administration	121
-	-	-	-	-	Non-Profit Institutions Serving Households	122
-	-	-	-	-	Arts, Entertainment and Recreation	123
-	-	-	-	-	Other Private Services	124
43,088,325	6,851,372	4,383,228	24,844,721	4,027,916	TOTAL COMMODITY OUTPUT	
-	-	-	-	-	Direct Purchases Abroad by Residents	

Jadual 2: Jadual Pengeluaran Domestik pada Harga Asas, Aktiviti mengikut Komoditi (RM'000), 2019

Table 2: Domestic Production Tables at Basic Prices, Activity by Commodity (RM'000), 2019

	Aktiviti \ Komoditi	Perhutanan dan Pembalakan *Forestry and Logging*	Perikanan dan Akuakultur *Fishing and Aquaculture*	Minyak Mentah dan Gas Asli *Crude Oil and Natural Gas*	Perlombongan Bijih Besi *Mining of Metal Ores*	Pengkuarian Batu, Pasir dan Tanah Liat *Quarrying of Stone, Sand and Clay*
		11	12	13	14	15
1	Padi	-	-	-	-	-
2	Tanaman Makanan	-	-	-	-	-
3	Sayur-sayuran	-	-	-	-	-
4	Buah-buahan	-	1,180	-	-	-
5	Getah	-	-	-	-	-
6	Kelapa Sawit	1	16,599	-	-	-
7	Tanaman Bunga	-	84	-	-	-
8	Pertanian Lain	-	3,356	-	-	-
9	Ternakan Ayam dan Itik	-	666	-	-	-
10	Ternakan Lain	14,877	1,432	-	-	-
11	Perhutanan dan Pembalakan	7,724,216	-	-	-	-
12	Perikanan dan Akuakultur	-	16,191,461	-	-	-
13	Minyak Mentah dan Gas Asli	-	-	147,494,352	-	-
14	Perlombongan Bijih Besi	-	-	-	2,269,743	22,047
15	Pengkuarian Batu, Pasir dan Tanah Liat	-	-	-	-	9,811,486
16	Perlombongan dan Pengkuarian Lain	-	-	-	-	170,098
17	Pemprosesan dan Pengawetan Daging	-	-	-	-	-
18	Pemprosesan dan Pengawetan Makanan Laut	-	-	-	-	-
19	Pemprosesan dan Pengawetan Buah-buahan & Sayur-sayuran	-	-	-	-	-
20	Produk Tenusu	-	-	-	-	-
21	Minyak & Lemak Sayuran dan Haiwan	-	-	-	-	-
22	Produk Bijian, Kanji dan Produk Berkanji	-	-	-	-	-
23	Produk Bakeri	-	-	-	-	-
24	Manisan	-	-	-	-	-
25	Prosesan Makanan Lain	-	-	-	-	-
26	Makanan Haiwan Tersedia	-	-	-	-	-
27	Spirit, Wain dan Minuman Keras	-	-	-	-	-
28	Minuman Ringan, Air Mineral & Minuman Lain yang Dibotolkan	-	-	-	-	-
29	Produk Tembakau	-	-	-	-	-
30	Penyediaan, Pemintalan dan Penenunan Tekstil	-	-	-	-	-
31	Penyiapan Akhir Tekstil	-	-	-	-	-
32	Tekstil Lain	-	-	-	-	-
33	Pakaian	-	-	-	-	-
34	Produk Kulit	-	-	-	-	-
35	Kasut	-	-	-	-	-
36	Pengilangan dan Pengetaman Kayu	-	-	-	-	-
37	Kepingan Venier dan Panel berasaskan Kayu	-	-	-	-	-
38	Pertukangan Kayu dan Tanggam untuk Jurubina	-	-	-	-	-
39	Bekas Kayu dan Produk Kayu Lain	-	-	-	-	-
40	Kertas dan Produk Kertas	-	-	-	-	-
41	Perabot	-	-	-	-	-
42	Penerbitan Semula Media Rakaman	-	-	-	-	-
43	Percetakan	-	-	-	-	-
44	Kok dan Produk Petroleum Bertapis	-	-	211,317	-	-
45	Kimia Asas	-	-	-	-	-
46	Baja dan Sebatian Nitrogen	-	-	-	-	-
47	Cat dan Varnis	-	-	-	-	-
48	Produk Farmaseutikal, Kimia Perubatan & Botani	-	-	-	-	-
49	Sabun & Bahan Pencuci, Pencuci dan Pengilat, Pewangi dan Dandanan Diri	-	-	-	-	-
50	Produk Kimia Lain	-	-	-	-	-
51	Tayar dan Tiub Getah	-	-	-	-	-
52	Prosesan Getah	-	-	-	-	-
53	Sarung Tangan Getah	-	-	-	-	-
54	Produk Getah Lain	-	-	-	-	-
55	Produk Plastik	-	-	-	-	-
56	Kaca dan Produk Kaca	-	-	-	-	-
57	Produk Refraktori, Tanah Liat, Porselin dan Seramik	-	-	-	-	-
58	Simen, Kapur dan Plaster	-	-	-	-	-
59	Produk Mineral bukan Logam	-	-	-	-	-
60	Besi dan Keluli Asas	-	-	-	-	-
61	Logam Asas Berharga dan Logam bukan Ferus Lain	-	-	-	-	-
62	Pengacuan Logam	-	-	-	-	-
63	Produk Struktur Logam, Tangki, Takungan dan Penjana Wap	-	-	-	-	-
64	Produk Logam Lain yang Direka	-	-	-	-	-

Jadual 2: Jadual Pengeluaran Domestik pada Harga Asas, Aktiviti mengikut Komoditi (RM'000), 2019

Table 2: Domestic Production Tables at Basic Prices, Activity by Commodity (RM'000), 2019

Perlombongan dan Pengkuarian Lain *Other Mining and Quarrying*	Pemprosesan dan Pengawetan Daging *Processing and Preserving of Meat*	Pemprosesan dan Pengawetan Makanan Laut *Processing and Preserving of Seafood*	Pemprosesan dan Pengawetan Buah-buahan & Sayur-sayuran *Processing and Preserving of Fruits & Vegetables*	Produk Tenusu *Dairy Products*	Commodity / Activity	
16	17	18	19	20		
-	-	-	-	-	***Paddy***	***1***
-	-	-	179	-	***Food Crops***	***2***
-	-	-	-	-	***Vegetables***	***3***
-	-	-	12,529	-	***Fruits***	***4***
-	-	-	96	-	***Rubber***	***5***
-	-	-	25,137	-	***Oil Palm***	***6***
-	-	-	-	-	***Flower Plants***	***7***
-	-	-	35	-	***Other Agriculture***	***8***
-	38,664	-	-	-	***Poultry Farming***	***9***
-	3,011	-	-	-	***Other Livestock***	***10***
-	-	-	-	-	***Forestry and Logging***	***11***
-	-	149,702	-	-	***Fishing and Aquaculture***	***12***
-	-	-	-	-	***Crude Oil and Natural Gas***	***13***
510	-	-	-	-	***Mining of Metal Ores***	***14***
-	-	-	-	-	***Quarrying of Stone, Sand and Clay***	***15***
974,345	-	-	-	-	***Other Mining and Quarrying***	***16***
-	7,383,017	69,529	-	-	***Processing and Preserving of Meat***	***17***
-	8,029	6,837,338	106,439	5,857	***Processing and Preserving of Seafood***	***18***
-	-	149	1,633,554	816	***Processing and Preserving of Fruits & Vegetables***	***19***
-	-	-	-	9,875,761	***Dairy Products***	***20***
-	19,216	-	102	-	***Vegetable & Animal Oils and Fats***	***21***
-	-	-	1,217	871	***Grain Mill Products, Starches and Starch Products***	***22***
-	91	12,642	18,653	52	***Bakery Products***	***23***
-	-	-	88	30,438	***Confectionery***	***24***
-	110,097	15,604	78,469	238,092	***Other Food Processing***	***25***
-	-	-	64	-	***Prepared Animal Feeds***	***26***
-	-	-	-	-	***Spirits, Wines and Liquors***	***27***
-	29,962	3,784	8,913	-	***Soft Drinks, Mineral Waters and Other Bottled Waters***	***28***
-	-	-	-	-	***Tobacco Products***	***29***
-	-	-	-	-	***Preparation, Spinning and Weaving of Textiles***	***30***
-	-	-	-	-	***Finishing of Textiles***	***31***
-	-	-	-	-	***Other Textiles***	***32***
-	-	-	-	-	***Wearing Apparel***	***33***
-	-	-	-	-	***Leather Products***	***34***
-	-	-	-	-	***Footwear***	***35***
-	-	-	-	-	***Sawmilling and Planning of Wood***	***36***
-	-	-	-	-	***Veneer Sheets and Wood-based Panels***	***37***
-	-	-	-	-	***Builders' Carpentry and Joinery***	***38***
-	-	-	-	-	***Wooden Containers and Other Wood Products***	***39***
-	-	-	-	-	***Paper and Paper Products***	***40***
-	-	-	-	-	***Furniture***	***41***
-	-	-	-	-	***Reproduction of Recorded Media***	***42***
-	-	-	-	-	***Printing***	***43***
-	-	-	-	-	***Coke and Refined Petroleum Products***	***44***
-	-	-	-	-	***Basic Chemicals***	***45***
-	-	-	-	-	***Fertilizers and Nitrogen Compounds***	***46***
-	-	-	-	-	***Paints and Varnishes***	***47***
-	-	19	-	-	***Pharmaceuticals, Medicinal Chemical & Botanical Products***	***48***
-	-	-	-	-	***Soaps & Detergents, Cleaning & Polishing, Perfumes and Toilet Preparations***	***49***
-	-	-	-	-	***Other Chemicals Products***	***50***
-	-	-	-	-	***Rubber Tyres and Tubes***	***51***
-	-	-	-	-	***Rubber Processing***	***52***
-	-	-	-	-	***Rubber Gloves***	***53***
-	-	-	-	-	***Other Rubber Products***	***54***
-	-	-	-	-	***Plastic Products***	***55***
-	-	-	-	-	***Glass and Glass Products***	***56***
-	-	-	-	-	***Refractory, Clay, Porcelain and Ceramic Products***	***57***
-	-	-	-	-	***Cement, Lime and Plaster***	***58***
-	-	-	-	-	***Non-Metallic Mineral Products***	***59***
-	-	-	-	-	***Basic Iron and Steel***	***60***
-	-	-	-	-	***Basic Precious and Other Non-Ferrous Metals***	***61***
-	-	-	-	-	***Casting of Metals***	***62***
-	40,206	-	-	-	***Structural Metal Products, Tanks, Reservoirs and Steam Generators***	***63***
-	-	-	-	-	***Other Fabricated Metal Products***	***64***

Jadual 2: Jadual Pengeluaran Domestik pada Harga Asas, Aktiviti mengikut Komoditi (RM'000), 2019

Table 2: Domestic Production Tables at Basic Prices, Activity by Commodity (RM'000), 2019

	Aktiviti / Komoditi	Perhutanan dan Pembalakan *Forestry and Logging*	Perikanan dan Akuakultur *Fishing and Aquaculture*	Minyak Mentah dan Gas Asli *Crude Oil and Natural Gas*	Perlombongan Bijih Besi *Mining of Metal Ores*	Pengkuarian Batu, Pasir dan Tanah Liat *Quarrying of Stone, Sand and Clay*
		11	12	13	14	15
65	Enjin & Turbin, Alatan Kuasa Bendalir, Pam, Pemampat Lain, Kepala Paip dan Injap Lain	-	-	-	-	-
66	Jentera Kegunaan Umum Lain	-	-	-	-	-
67	Senjata, Peluru dan Mesin bertujuan Khas	-	-	-	-	-
68	Perkakasan Domestik	-	-	-	-	-
69	Komputer, Peranti, Mesin dan Kelengkapan Pejabat	-	-	-	-	-
70	Motor Elektrik, Penjana dan Transformer	-	-	-	-	-
71	Perkakasan Pengagihan & Pengawalan Elektrik, Bateri dan Akumulator	-	-	-	-	-
72	Kabel Gentian Optikal, Elektronik dan Elektrik Lain	-	-	-	-	-
73	Alatan Pendawaian, Kelengkapan Pencahayaan Elektrik dan Elektrik Lain	-	-	-	-	-
74	Komponen dan Papan Elektronik	-	-	-	-	-
75	Peralatan Komunikasi dan Elektronik Pengguna	-	-	-	-	-
76	Peralatan Penyinaran, Perubatan Elektro dan Elektroterapeutik	-	-	-	-	-
77	Kelengkapan Mengukur, Menguji, Memandu Arah dan Kawalan	-	-	-	-	-
78	Instrumen Optikal, Alatan Fotografi, Media Magnetik dan Optikal	-	-	-	-	-
79	Jam Tangan dan Jam	-	-	-	-	-
80	Kenderaan Bermotor, Treler dan Semi Treler	-	-	-	-	-
81	Motosikal	-	-	-	-	-
82	Kapal, Bot, Basikal dan 'Invalid Carriages'	-	-	-	-	-
83	Kelengkapan Pengangkutan Lain	-	-	-	-	-
84	Pembuatan Lain	-	-	-	-	-
85	Pembaikan & Pemasangan Mesin dan Kelengkapan	-	-	-	-	-
86	Elektrik dan Gas	-	-	-	-	-
87	Air	-	-	-	-	-
88	Pembetungan, Pengurusan Sisa & Aktiviti Pemulihan	-	-	-	-	-
89	Bangunan Kediaman	-	-	-	-	-
90	Bangunan Bukan Kediaman	-	-	-	-	-
91	Kejuruteraan Awam	-	-	-	-	-
92	Aktiviti Pembinaan Pertukangan Khas	-	-	-	-	-
93	Perdagangan Borong & Runcit, Pembaikan Kenderaan Bermotor dan Motosikal	-	-	-	-	-
94	Penginapan	-	-	-	-	-
95	Makanan dan Minuman	-	-	-	-	-
96	Pengangkutan Darat	-	-	-	-	-
97	Pengangkutan Air	-	-	-	-	-
98	Pengangkutan Udara	-	-	-	-	-
99	Penggudangan dan Aktiviti Sokongan untuk Pengangkutan	-	-	-	-	-
100	Perkhidmatan berkaitan Pengangkutan Air dan Udara	-	-	-	-	-
101	Perkhidmatan Operasi Lebuhraya, Jambatan dan Terowong	-	-	-	-	-
102	Perkhidmatan Pos dan Kurier	-	-	-	-	-
103	Aktiviti Penerbitan	-	-	-	-	-
104	Telekomunikasi	-	-	-	-	-
105	Aktiviti Wayang Gambar, Pemprograman dan Penyiaran	-	-	-	-	-
106	Perkhidmatan Komputer dan Maklumat	-	-	-	-	-
107	Perantaraan Kewangan	-	-	-	-	-
108	Perkhidmatan Kewangan Lain	-	-	-	-	-
109	Insurans/ Takaful dan Tabungan Pencen	-	-	-	-	-
110	Aktiviti Sokongan Perkhidmatan Kewangan dan Insurans/ Takaful	-	-	-	-	-
111	Hartanah	-	-	-	-	-
112	Pemilikan Kediaman	-	-	-	-	-
113	Sewaan dan Pajakan	-	-	-	-	-
114	Penyelidikan dan Pembangunan Saintifik	-	-	-	-	-
115	Profesional	-	-	-	-	-
116	Perkhidmatan Perniagaan	-	-	-	-	-
117	Pentadbiran Awam	-	-	-	-	-
118	Pendidikan	-	-	-	-	-
119	Kesihatan	-	-	-	-	-
120	Ketenteraman dan Keselamatan Awam	-	-	-	-	-
121	Pentadbiran Awam Lain	-	-	-	-	-
122	Institusi bukan Keuntungan yang Berkhidmat kepada Isi Rumah	-	-	-	-	-
123	Kesenian, Hiburan dan Rekreasi	-	-	-	-	-
124	Perkhidmatan Swasta Lain	-	-	-	-	-
	JUMLAH OUTPUT KOMODITI	7,739,094	16,214,777	147,705,670	2,269,743	10,003,630
	Pembelian Langsung oleh Residen di Luar Negeri	-	-	-	-	-

Jadual 2: Jadual Pengeluaran Domestik pada Harga Asas, Aktiviti mengikut Komoditi (RM'000), 2019

Table 2: Domestic Production Tables at Basic Prices, Activity by Commodity (RM'000), 2019

Perlombongan dan Pengkuarian Lain *Other Mining and Quarrying*	Pemprosesan dan Pengawetan Daging *Processing and Preserving of Meat*	Pemprosesan dan Pengawetan Makanan Laut *Processing and Preserving of Seafood*	Pemprosesan dan Pengawetan Buah-buahan & Sayur-sayuran *Processing and Preserving of Fruits & Vegetables*	Produk Tenusu *Dairy Products*	Commodity / Activity	
16	17	18	19	20		
-	-	-	-	-	Engines & Turbines, Fluid Power Equipment, Other Pumps, Compressors, Taps and Valves	65
-	-	-	-	-	Other General Purpose Machinery	66
-	-	-	-	-	Weapons, Ammunition and Special Purpose Machinery	67
-	-	-	-	-	Domestic Appliances	68
-	-	-	-	-	Computers, Peripheral, Office Equipment and Machinery	69
-	-	-	-	-	Electric Motors, Generators and Transformers	70
-	-	-	-	-	Electricity Distribution & Control Apparatus, Batteries and Accumulators	71
-	-	-	-	-	Fibre Optic, Electronic and Other Electric Cables	72
-	-	-	-	-	Wiring Devices, Electric Lighting Equipment and Other Electrical	73
-	-	-	-	-	Electronic Components and Boards	74
-	-	-	-	-	Communication Equipment and Consumer Electronics	75
-	-	-	-	-	Irradiation Equipment, Electro Medical and Electrotherapeutic	76
-	-	-	-	-	Measuring Equipment, Testing, Navigating and Control	77
-	-	-	-	-	Optical Instruments, Photographic Equipment, Magnetic and Optical Media	78
-	-	-	-	-	Watches and Clocks	79
-	-	-	-	-	Motor Vehicles, Trailers and Semi Trailers	80
-	-	-	-	-	Motorcycles	81
-	-	-	-	-	Ships, Boats, Bicycles and Invalid Carriages	82
-	-	-	-	-	Other Transport Equipment	83
-	-	-	-	-	Other Manufacturing	84
-	-	-	-	-	Repair & Installation of Machinery and Equipment	85
-	-	-	-	-	Electricity and Gas	86
-	-	-	-	-	Water	87
-	-	-	-	-	Sewerage, Waste Management & Remediation Activities	88
-	-	-	-	-	Residential Buildings	89
-	-	-	-	-	Non-Residential Buildings	90
-	-	-	-	-	Civil Engineering	91
-	-	-	-	-	Specialized Construction Activities	92
-	-	-	-	-	Wholesale & Retail Trade, Repair of Motor Vehicles and Motorcycles	93
-	-	-	-	-	Accommodation	94
-	-	-	-	-	Food and Beverage	95
-	-	-	-	-	Land Transport	96
-	-	-	-	-	Water Transport	97
-	-	-	-	-	Air Transport	98
-	-	-	-	-	Warehousing and Support Activities for Transportation	99
-	-	-	-	-	Services Incidental to Water and Air Transportation	100
-	-	-	-	-	Highway Operation Services, Bridge and Tunnel	101
-	-	-	-	-	Postal and Courier Activities	102
-	-	-	-	-	Publishing Activities	103
-	-	-	-	-	Telecommunications	104
-	-	-	-	-	Motion Picture, Programming and Broadcasting Activities	105
-	-	-	-	-	Computer and Information Services	106
-	-	-	-	-	Monetary Intermediation	107
-	-	-	-	-	Other Financial Service	108
-	-	-	-	-	Insurance/ Takaful and Pension Funding	109
-	-	-	-	-	Activities Auxiliary to Financial Service and Insurance/ Takaful	110
-	-	-	-	-	Real Estate	111
-	-	-	-	-	Ownership of Dwellings	112
-	-	-	-	-	Rental and Leasing	113
-	-	-	-	-	Scientific Research and Development	114
-	-	-	-	-	Professional	115
-	-	-	-	-	Business Services	116
-	-	-	-	-	Public Administration	117
-	-	-	-	-	Education	118
-	-	-	-	-	Health	119
-	-	-	-	-	Public Order and Safety	120
-	-	-	-	-	Other Public Administration	121
-	-	-	-	-	Non-Profit Institutions Serving Households	122
-	-	-	-	-	Arts, Entertainment and Recreation	123
-	-	-	-	-	Other Private Services	124
974,855	7,632,292	7,088,767	1,885,476	10,151,886	TOTAL COMMODITY OUTPUT	
-	-	-	-	-	Direct Purchases Abroad by Residents	

Jadual 2: Jadual Pengeluaran Domestik pada Harga Asas, Aktiviti mengikut Komoditi (RM'000), 2019

Table 2: Domestic Production Tables at Basic Prices, Activity by Commodity (RM'000), 2019

	Aktiviti / Komoditi	Minyak & Lemak Sayuran dan Haiwan *Vegetable & Animal Oils and Fats*	Produk Bijian, Kanji dan Produk Berkanji *Grain Mill Products, Starches and Starch Products*	Produk Bakeri *Bakery Products*	Manisan *Confectioneny*	Prosesan Makanan Lain *Other Food Processing*
		21	22	23	24	25
1	Padi	-	-	-	-	-
2	Tanaman Makanan	-	-	-	-	-
3	Sayur-sayuran	-	-	3,569	-	-
4	Buah-buahan	-	-	4,561	-	-
5	Getah	-	-	-	-	-
6	Kelapa Sawit	-	-	-	-	-
7	Tanaman Bunga	-	-	72	-	-
8	Pertanian Lain	-	-	164	-	-
9	Ternakan Ayam dan Itik	-	-	-	-	-
10	Ternakan Lain	-	-	-	-	-
11	Perhutanan dan Pembalakan	-	-	-	-	-
12	Perikanan dan Akuakultur	-	-	-	-	-
13	Minyak Mentah dan Gas Asli	-	-	-	-	-
14	Perlombongan Bijih Besi	-	-	-	-	-
15	Pengkuarian Batu, Pasir dan Tanah Liat	-	-	-	-	-
16	Perlombongan dan Pengkuarian Lain	-	-	-	-	-
17	Pemprosesan dan Pengawetan Daging	-	613	821	-	287,788
18	Pemprosesan dan Pengawetan Makanan Laut	7,137	165	9,863	-	26,436
19	Pemprosesan dan Pengawetan Buah-buahan & Sayur-sayuran	-	180	5,448	1,130	13,192
20	Produk Tenusu	76,888	225,108	-	237,254	925,033
21	Minyak & Lemak Sayuran dan Haiwan	124,891,149	2,046	-	35,497	401
22	Produk Bijian, Kanji dan Produk Berkanji	-	8,683,048	-	-	3,934
23	Produk Bakeri	2	102,902	10,156,282	17,252	41,030
24	Manisan	-	44	1,294	14,388,898	1,546
25	Prosesan Makanan Lain	12,879	59,917	40,817	37,272	13,942,768
26	Makanan Haiwan Tersedia	-	756	-	-	-
27	Spirit, Wain dan Minuman Keras	-	-	-	-	-
28	Minuman Ringan, Air Mineral & Minuman Lain yang Dibotolkan	-	30	12,620	1,843	15,577
29	Produk Tembakau	-	-	-	-	-
30	Penyediaan, Pemintalan dan Penenunan Tekstil	-	-	-	-	-
31	Penyiapan Akhir Tekstil	-	-	-	-	-
32	Tekstil Lain	-	-	-	-	-
33	Pakaian	-	-	-	-	-
34	Produk Kulit	-	-	-	-	-
35	Kasut	-	-	-	-	-
36	Pengilangan dan Pengetaman Kayu	4,268	-	-	-	-
37	Kepingan Venier dan Panel berasaskan Kayu	-	-	-	-	-
38	Pertukangan Kayu dan Tanggam untuk Jurubina	-	-	-	-	-
39	Bekas Kayu dan Produk Kayu Lain	-	-	-	-	-
40	Kertas dan Produk Kertas	-	-	-	-	-
41	Perabot	59	-	-	-	-
42	Penerbitan Semula Media Rakaman	-	-	-	-	-
43	Percetakan	-	-	-	-	-
44	Kok dan Produk Petroleum Bertapis	586,017	-	-	-	-
45	Kimia Asas	415,546	-	-	-	-
46	Baja dan Sebatian Nitrogen	-	-	-	-	-
47	Cat dan Varnis	-	-	-	-	-
48	Produk Farmaseutikal, Kimia Perubatan & Botani	-	-	-	-	11,298
49	Sabun & Bahan Pencuci, Pencuci dan Pengilat, Pewangi dan Dandanan Diri	492	-	-	-	3,057
50	Produk Kimia Lain	-	-	-	-	2,146
51	Tayar dan Tiub Getah	-	-	-	-	-
52	Prosesan Getah	-	-	-	-	-
53	Sarung Tangan Getah	-	-	-	-	-
54	Produk Getah Lain	-	-	-	-	-
55	Produk Plastik	-	-	-	-	-
56	Kaca dan Produk Kaca	-	-	-	-	-
57	Produk Refraktori, Tanah Liat, Porselin dan Seramik	-	-	-	-	-
58	Simen, Kapur dan Plaster	-	-	-	-	-
59	Produk Mineral bukan Logam	-	-	-	-	-
60	Besi dan Keluli Asas	-	-	-	-	-
61	Logam Asas Berharga dan Logam bukan Ferus Lain	-	-	-	-	-
62	Pengacuan Logam	-	-	-	-	-
63	Produk Struktur Logam, Tangki, Takungan dan Penjana Wap	-	-	-	-	-
64	Produk Logam Lain yang Direka	-	-	-	-	-

Jadual 2: Jadual Pengeluaran Domestik pada Harga Asas, Aktiviti mengikut Komoditi (RM'000), 2019

Table 2: Domestic Production Tables at Basic Prices, Activity by Commodity (RM'000), 2019

Makanan Haiwan Tersedia *Prepared Animal Feeds*	Spirit, Wain dan Minuman Keras *Spirits, Wines and Liquors*	Minuman Ringan, Air Mineral dan Minuman Lain yang Dibotolkan *Soft Drinks, Mineral Waters and Other Bottled Waters*	Produk Tembakau *Tobacco Products*	Penyediaan, Pemintalan dan Penenunan Tekstil *Preparation, Spinning and Weaving of Textiles*	Commodity / Activity	
26	27	28	29	30		
-	-	-	-	-	Paddy	1
-	-	-	-	-	Food Crops	2
-	-	-	-	-	Vegetables	3
-	-	-	-	-	Fruits	4
-	-	-	-	-	Rubber	5
-	-	-	-	-	Oil Palm	6
-	-	-	-	-	Flower Plants	7
-	-	-	-	-	Other Agriculture	8
-	-	-	-	-	Poultry Farming	9
-	-	-	-	-	Other Livestock	10
-	-	-	-	-	Forestry and Logging	11
-	-	-	-	-	Fishing and Aquaculture	12
-	-	-	-	-	Crude Oil and Natural Gas	13
-	-	-	-	-	Mining of Metal Ores	14
-	-	-	-	-	Quarrying of Stone, Sand and Clay	15
-	-	-	-	-	Other Mining and Quarrying	16
235	-	-	-	-	Processing and Preserving of Meat	17
-	-	26,644	-	-	Processing and Preserving of Seafood	18
-	-	1,412	-	-	Processing and Preserving of Fruits & Vegetables	19
-	-	120,909	-	-	Dairy Products	20
1,209	-	62,701	-	-	Vegetable & Animal Oils and Fats	21
-	-	-	-	-	Grain Mill Products, Starches and Starch Products	22
-	-	4,700	-	-	Bakery Products	23
-	86,260	108,953	-	-	Confectionery	24
-	20,161	54,779	-	-	Other Food Processing	25
10,732,805	-	-	-	-	Prepared Animal Feeds	26
-	4,190,520	-	-	-	Spirits, Wines and Liquors	27
3,582	15	8,114,193	-	-	Soft Drinks, Mineral Waters and Other Bottled Waters	28
-	-	-	6,095,729	-	Tobacco Products	29
-	-	-	-	5,209,505	Preparation, Spinning and Weaving of Textiles	30
-	-	-	-	26,790	Finishing of Textiles	31
-	-	-	-	217,217	Other Textiles	32
-	-	-	-	455	Wearing Apparel	33
-	-	-	-	-	Leather Products	34
-	-	-	-	-	Footwear	35
-	-	-	-	-	Sawmilling and Planning of Wood	36
-	-	-	-	-	Veneer Sheets and Wood-based Panels	37
-	-	-	-	-	Builders' Carpentry and Joinery	38
-	-	-	-	-	Wooden Containers and Other Wood Products	39
-	-	-	-	8,890	Paper and Paper Products	40
-	-	-	-	91	Furniture	41
-	-	-	-	-	Reproduction of Recorded Media	42
-	-	798	-	-	Printing	43
-	-	-	-	-	Coke and Refined Petroleum Products	44
-	7,560	-	-	-	Basic Chemicals	45
-	-	-	-	-	Fertilizers and Nitrogen Compounds	46
-	-	-	-	-	Paints and Varnishes	47
-	596	3,309	-	-	Pharmaceuticals, Medicinal Chemical & Botanical Products	48
-	-	433	-	-	Soaps & Detergents, Cleaning & Polishing, Perfumes and Toilet Preparations	49
-	-	-	-	12,162	Other Chemicals Products	50
-	-	-	-	-	Rubber Tyres and Tubes	51
-	-	-	-	-	Rubber Processing	52
-	-	-	-	-	Rubber Gloves	53
-	-	-	-	-	Other Rubber Products	54
-	-	-	-	28,337	Plastic Products	55
-	-	-	-	-	Glass and Glass Products	56
-	-	-	-	-	Refractory, Clay, Porcelain and Ceramic Products	57
-	-	-	-	-	Cement, Lime and Plaster	58
-	-	-	-	-	Non-Metallic Mineral Products	59
-	-	-	-	-	Basic Iron and Steel	60
-	-	-	-	-	Basic Precious and Other Non-Ferrous Metals	61
-	-	-	-	-	Casting of Metals	62
-	-	-	-	-	Structural Metal Products, Tanks, Reservoirs and Steam Generators	63
-	-	-	-	-	Other Fabricated Metal Products	64

Jadual 2: Jadual Pengeluaran Domestik pada Harga Asas, Aktiviti mengikut Komoditi (RM'000), 2019

Table 2: Domestic Production Tables at Basic Prices, Activity by Commodity (RM'000), 2019

	Aktiviti \ Komoditi	Minyak & Lemak Sayuran dan Haiwan *Vegetable & Animal Oils and Fats*	Produk Bijian, Kanji dan Produk Berkanji *Grain Mill Products, Starches and Starch Products*	Produk Bakeri *Bakery Products*	Manisan *Confectioney*	Prosesan Makanan Lain *Other Food Processing*
		21	22	23	24	25
65	Enjin & Turbin, Alatan Kuasa Bendalir, Pam, Pemampat Lain, Kepala Paip dan Injap Lain	-	-	-	-	-
66	Jentera Kegunaan Umum Lain	-	-	-	-	-
67	Senjata, Peluru dan Mesin bertujuan Khas	-	135	-	-	-
68	Perkakasan Domestik	-	-	-	-	-
69	Komputer, Peranti, Mesin dan Kelengkapan Pejabat	-	-	-	-	-
70	Motor Elektrik, Penjana dan Transformer	-	-	-	-	-
71	Perkakasan Pengagihan & Pengawalan Elektrik, Bateri dan Akumulator	-	-	-	-	-
72	Kabel Gentian Optikal, Elektronik dan Elektrik Lain	-	-	-	-	-
73	Alatan Pendawaian, Kelengkapan Pencahayaan Elektrik dan Elektrik Lain	-	-	-	-	-
74	Komponen dan Papan Elektronik	-	-	-	-	-
75	Peralatan Komunikasi dan Elektronik Pengguna	-	-	-	-	-
76	Peralatan Penyinaran, Perubatan Elektro dan Elektroterapeutik	-	-	-	-	-
77	Kelengkapan Mengukur, Menguji, Memandu Arah dan Kawalan	-	-	-	-	-
78	Instrumen Optikal, Alatan Fotografi, Media Magnetik dan Optikal	-	-	-	-	-
79	Jam Tangan dan Jam	-	-	-	-	-
80	Kenderaan Bermotor, Treler dan Semi Treler	-	-	-	-	-
81	Motosikal	-	-	-	-	-
82	Kapal, Bot, Basikal dan 'Invalid Carriages'	-	-	-	-	-
83	Kelengkapan Pengangkutan Lain	-	-	-	-	-
84	Pembuatan Lain	-	-	-	-	-
85	Pembaikan & Pemasangan Mesin dan Kelengkapan	-	-	-	-	-
86	Elektrik dan Gas	-	-	-	-	-
87	Air	-	-	-	-	-
88	Pembetungan, Pengurusan Sisa & Aktiviti Pemulihan	-	-	-	-	-
89	Bangunan Kediaman	-	-	-	-	-
90	Bangunan Bukan Kediaman	-	-	-	-	-
91	Kejuruteraan Awam	-	-	-	-	-
92	Aktiviti Pembinaan Pertukangan Khas	-	-	-	-	-
93	Perdagangan Borong & Runcit, Pembaikan Kenderaan Bermotor dan Motosikal	-	-	-	-	-
94	Penginapan	-	-	-	-	-
95	Makanan dan Minuman	-	-	-	-	-
96	Pengangkutan Darat	-	-	-	-	-
97	Pengangkutan Air	-	-	-	-	-
98	Pengangkutan Udara	-	-	-	-	-
99	Penggudangan dan Aktiviti Sokongan untuk Pengangkutan	-	-	-	-	-
100	Perkhidmatan berkaitan Pengangkutan Air dan Udara	-	-	-	-	-
101	Perkhidmatan Operasi Lebuhraya, Jambatan dan Terowong	-	-	-	-	-
102	Perkhidmatan Pos dan Kurier	-	-	-	-	-
103	Aktiviti Penerbitan	-	-	-	-	-
104	Telekomunikasi	-	-	-	-	-
105	Aktiviti Wayang Gambar, Pemprograman dan Penyiaran	-	-	-	-	-
106	Perkhidmatan Komputer dan Maklumat	-	-	-	-	-
107	Perantaraan Kewangan	-	-	-	-	-
108	Perkhidmatan Kewangan Lain	-	-	-	-	-
109	Insurans/ Takaful dan Tabungan Pencen	-	-	-	-	-
110	Aktiviti Sokongan Perkhidmatan Kewangan dan Insurans/ Takaful	-	-	-	-	-
111	Hartanah	-	-	-	-	-
112	Pemilikan Kediaman	-	-	-	-	-
113	Sewaan dan Pajakan	-	-	-	-	-
114	Penyelidikan dan Pembangunan Saintifik	-	-	-	-	-
115	Profesional	-	-	-	-	-
116	Perkhidmatan Perniagaan	-	-	-	-	-
117	Pentadbiran Awam	-	-	-	-	-
118	Pendidikan	-	-	-	-	-
119	Kesihatan	-	-	-	-	-
120	Ketenteraman dan Keselamatan Awam	-	-	-	-	-
121	Pentadbiran Awam Lain	-	-	-	-	-
122	Institusi bukan Keuntungan yang Berkhidmat kepada Isi Rumah	-	-	-	-	-
123	Kesenian, Hiburan dan Rekreasi	-	-	-	-	-
124	Perkhidmatan Swasta Lain	-	-	-	-	-
	JUMLAH OUTPUT KOMODITI	125,994,436	9,074,943	10,235,512	14,719,146	15,274,206
	Pembelian Langsung oleh Residen di Luar Negeri	-	-	-	-	-

Jadual 2: Jadual Pengeluaran Domestik pada Harga Asas, Aktiviti mengikut Komoditi (RM'000), 2019

Table 2: Domestic Production Tables at Basic Prices, Activity by Commodity (RM'000), 2019

Makanan Haiwan Tersedia *Prepared Animal Feeds*	Spirit, Wain dan Minuman Keras *Spirits, Wines and Liquors*	Minuman Ringan, Air Mineral dan Minuman Lain yang Dibotolkan *Soft Drinks, Mineral Waters and Other Botled Waters*	Produk Tembakau *Tobacco Products*	Penyediaan, Pemintalan dan Penenunan Tekstil *Preparation, Spinning and Weaving of Textiles*	Commodity / Activity	
26	27	28	29	30		
-	-	-	-	-	Engines & Turbines, Fluid Power Equipment, Other Pumps, Compressors, Taps and Valves	65
-	-	-	-	-	Other General Purpose Machinery	66
-	-	-	-	-	Weapons, Ammunition and Special Purpose Machinery	67
-	6,820	-	-	-	Domestic Appliances	68
-	-	-	-	-	Computers, Peripheral, Office Equipment and Machinery	69
-	-	-	-	-	Electric Motors, Generators and Transformers	70
-	-	-	-	-	Electricity Distribution & Control Apparatus, Batteries and Accumulators	71
-	-	-	-	-	Fibre Optic, Electronic and Other Electric Cables	72
-	-	-	-	-	Wiring Devices, Electric Lighting Equipment and Other Electrical	73
-	-	-	-	-	Electronic Components and Boards	74
-	-	-	-	-	Communication Equipment and Consumer Electronics	75
-	-	-	-	-	Irradiation Equipment, Electro Medical and Electrotherapeutic	76
-	-	-	-	-	Measuring Equipment, Testing, Navigating and Control	77
-	-	-	-	-	Optical Instruments, Photographic Equipment, Magnetic and Optical Media	78
-	-	-	-	-	Watches and Clocks	79
-	-	-	-	-	Motor Vehicles, Trailers and Semi Trailers	80
-	-	-	-	-	Motorcycles	81
-	-	-	-	-	Ships, Boats, Bicycles and Invalid Carriages	82
-	-	-	-	-	Other Transport Equipment	83
-	-	100	-	54	Other Manufacturing	84
-	-	-	-	-	Repair & Installation of Machinery and Equipment	85
-	-	-	-	-	Electricity and Gas	86
-	-	-	-	-	Water	87
-	-	-	-	-	Sewerage, Waste Management & Remediation Activities	88
-	-	-	-	-	Residential Buildings	89
-	-	-	-	-	Non-Residential Buildings	90
-	-	-	-	-	Civil Engineering	91
-	-	-	-	-	Specialised Construction Activities	92
-	-	-	-	-	Wholesale & Retail Trade, Repair of Motor Vehicles and Motorcycles	93
-	-	-	-	-	Accommodation	94
-	-	-	-	-	Food and Beverage	95
-	-	-	-	-	Land Transport	96
-	-	-	-	-	Water Transport	97
-	-	-	-	-	Air Transport	98
-	-	-	-	-	Warehousing and Support Activities for Transportation	99
-	-	-	-	-	Services Incidental to Water and Air Transportation	100
-	-	-	-	-	Highway Operation Services, Bridge and Tunnel	101
-	-	-	-	-	Postal and Courier Activities	102
-	-	-	-	-	Publishing Activities	103
-	-	-	-	-	Telecommunications	104
-	-	-	-	-	Motion Picture, Programming and Broadcasting Activities	105
-	-	-	-	-	Computer and Information Services	106
-	-	-	-	-	Monetary Intermediation	107
-	-	-	-	-	Other Financial Service	108
-	-	-	-	-	Insurance/ Takaful and Pension Funding	109
-	-	-	-	-	Activities Auxiliary to Financial Service and Insurance/ Takaful	110
-	-	-	-	-	Real Estate	111
-	-	-	-	-	Ownership of Dwellings	112
-	-	-	-	-	Rental and Leasing	113
-	-	-	-	-	Scientific Research and Development	114
-	-	-	-	-	Professional	115
-	-	-	-	-	Business Services	116
-	-	-	-	-	Public Administration	117
-	-	-	-	-	Education	118
-	-	-	-	-	Health	119
-	-	-	-	-	Public Order and Safety	120
-	-	-	-	-	Other Public Administration	121
-	-	-	-	-	Non-Profit Institutions Serving Households	122
-	-	-	-	-	Arts, Entertainment and Recreation	123
-	-	-	-	-	Other Private Services	124
10,737,831	4,311,933	8,498,931	6,095,729	5,503,502	TOTAL COMMODITY OUTPUT	
-	-	-	-	-	Direct Purchases Abroad by Residents	

Jadual 2: Jadual Pengeluaran Domestik pada Harga Asas, Aktiviti mengikut Komoditi (RM'000), 2019

Table 2: Domestic Production Tables at Basic Prices, Activity by Commodity (RM'000), 2019

	Aktiviti \ Komoditi	Penyiapan Akhir Tekstil *Finishing of Textiles*	Tekstil Lain *Other Textiles*	Pakaian *Wearing Apparel*	Produk Kulit *Leather Products*	Kasut *Footwear*
		31	32	33	34	35
1	Padi	-	-	-	-	-
2	Tanaman Makanan	-	-	-	-	-
3	Sayur-sayuran	-	-	-	-	-
4	Buah-buahan	-	-	-	-	-
5	Getah	-	-	-	-	-
6	Kelapa Sawit	-	-	-	-	-
7	Tanaman Bunga	-	-	-	-	-
8	Pertanian Lain	-	-	-	-	-
9	Ternakan Ayam dan Itik	-	-	-	-	-
10	Ternakan Lain	-	-	-	-	-
11	Perhutanan dan Pembalakan	-	-	-	-	-
12	Perikanan dan Akuakultur	-	-	-	-	-
13	Minyak Mentah dan Gas Asli	-	-	-	-	-
14	Perlombongan Bijih Besi	-	-	-	-	-
15	Pengkuarian Batu, Pasir dan Tanah Liat	-	-	-	-	-
16	Perlombongan dan Pengkuarian Lain	-	-	-	-	-
17	Pemprosesan dan Pengawetan Daging	-	-	-	-	-
18	Pemprosesan dan Pengawetan Makanan Laut	-	-	-	-	-
19	Pemprosesan dan Pengawetan Buah-buahan & Sayur-sayuran	-	-	-	-	-
20	Produk Tenusu	-	-	-	-	-
21	Minyak & Lemak Sayuran dan Haiwan	-	-	-	-	-
22	Produk Bijian, Kanji dan Produk Berkanji	-	-	-	-	-
23	Produk Bakeri	-	-	-	-	-
24	Manisan	-	-	-	-	-
25	Prosesan Makanan Lain	-	-	45	-	-
26	Makanan Haiwan Tersedia	-	-	-	-	-
27	Spirit, Wain dan Minuman Keras	-	-	-	-	-
28	Minuman Ringan, Air Mineral & Minuman Lain yang Dibotolkan	-	-	-	-	-
29	Produk Tembakau	-	-	-	-	-
30	Penyediaan, Pemintalan dan Penenunan Tekstil	568	4,798	10,330	-	-
31	Penyiapan Akhir Tekstil	1,582,233	2,021	1,281	-	-
32	Tekstil Lain	4,673	3,069,477	15,513	587	-
33	Pakaian	385	1,693	9,195,028	1,722	172
34	Produk Kulit	-	568	212	1,206,754	-
35	Kasut	-	-	6,990	-	1,474,301
36	Pengilangan dan Pengetaman Kayu	-	-	-	19,910	-
37	Kepingan Venier dan Panel berasaskan Kayu	-	-	-	-	-
38	Pertukangan Kayu dan Tanggam untuk Jurubina	-	-	-	-	-
39	Bekas Kayu dan Produk Kayu Lain	-	-	-	-	-
40	Kertas dan Produk Kertas	-	18,683	-	2,353	-
41	Perabot	-	15,135	-	311	-
42	Penerbitan Semula Media Rakaman	-	-	-	-	-
43	Percetakan	159	3,109	184	-	-
44	Kok dan Produk Petroleum Bertapis	-	-	-	-	-
45	Kimia Asas	-	-	-	-	-
46	Baja dan Sebatian Nitrogen	-	-	-	-	-
47	Cat dan Varnis	-	-	-	-	-
48	Produk Farmaseutikal, Kimia Perubatan & Botani	-	-	-	-	-
49	Sabun & Bahan Pencuci, Pencuci dan Pengilat, Pewangi dan Dandanan Diri	-	1,823	-	-	-
50	Produk Kimia Lain	-	341	-	-	-
51	Tayar dan Tiub Getah	-	-	-	-	-
52	Prosesan Getah	-	6,508	7,435	-	-
53	Sarung Tangan Getah	-	-	-	-	-
54	Produk Getah Lain	-	9,327	-	-	1,148
55	Produk Plastik	-	61,497	1,298	52,302	387
56	Kaca dan Produk Kaca	-	-	-	-	-
57	Produk Refraktori, Tanah Liat, Porselin dan Seramik	-	-	-	-	-
58	Simen, Kapur dan Plaster	-	-	-	-	-
59	Produk Mineral bukan Logam	-	-	-	-	-
60	Besi dan Keluli Asas	-	46	-	-	-
61	Logam Asas Berharga dan Logam bukan Ferus Lain	-	-	-	-	-
62	Pengacuan Logam	-	-	-	-	-
63	Produk Struktur Logam, Tangki, Takungan dan Penjana Wap	-	2,454	-	-	-
64	Produk Logam Lain yang Direka	-	229	3,539	-	-

Jadual 2: Jadual Pengeluaran Domestik pada Harga Asas, Aktiviti mengikut Komoditi (RM'000), 2019

Table 2: Domestic Production Tables at Basic Prices, Activity by Commodity (RM'000), 2019

Pengilangan dan Pengetaman Kayu *Sawmilling and Planning of Wood*	Kepingan Venier dan Panel berasaskan Kayu *Veneer Sheets and Wood-based Panels*	Pertukangan Kayu dan Tanggam untuk Jurubina *Builders' Carpentry and Joinery*	Bekas Kayu *Wooden Containers*	Produk Kayu Lain *Other Wood Products*	Commodity / Activity	
36	37	38	39	40		
-	-	-	-	-	Paddy	1
-	-	-	-	-	Food Crops	2
-	-	-	-	-	Vegetables	3
-	-	-	-	-	Fruits	4
-	-	-	-	-	Rubber	5
-	-	-	-	-	Oil Palm	6
-	-	-	-	-	Flower Plants	7
-	-	-	-	-	Other Agriculture	8
-	-	-	-	-	Poultry Farming	9
-	-	-	-	-	Other Livestock	10
-	-	-	-	-	Forestry and Logging	11
-	-	-	-	-	Fishing and Aquaculture	12
-	-	-	-	-	Crude Oil and Natural Gas	13
-	-	-	-	-	Mining of Metal Ores	14
-	-	-	-	-	Quarrying of Stone, Sand and Clay	15
-	-	-	-	-	Other Mining and Quarrying	16
-	-	-	-	-	Processing and Preserving of Meat	17
-	-	-	-	-	Processing and Preserving of Seafood	18
-	-	-	-	-	Processing and Preserving of Fruits & Vegetables	19
-	-	-	-	-	Dairy Products	20
-	-	-	-	3,206	Vegetable & Animal Oils and Fats	21
-	-	-	-	-	Grain Mill Products, Starches and Starch Products	22
-	-	-	-	-	Bakery Products	23
-	-	-	-	-	Confectionery	24
-	-	-	-	86	Other Food Processing	25
-	-	-	-	27	Prepared Animal Feeds	26
-	-	-	-	-	Spirits, Wines and Liquors	27
-	-	-	-	-	Soft Drinks, Mineral Waters and Other Bottled Waters	28
-	-	-	-	174,039	Tobacco Products	29
-	-	-	-	1	Preparation, Spinning and Weaving of Textiles	30
-	-	-	-	-	Finishing of Textiles	31
-	-	-	-	651	Other Textiles	32
-	-	-	-	129	Wearing Apparel	33
-	-	-	-	-	Leather Products	34
-	-	-	-	1,361	Footwear	35
11,841,098	48,280	21,854	27,758	-	Sawmilling and Planning of Wood	36
75,541	14,553,333	3,104	68,189	1,118	Veneer Sheets and Wood-based Panels	37
35,065	10,160	2,043,418	506	-	Builders' Carpentry and Joinery	38
1,144	23	1,896	2,472,688	-	Wooden Containers and Other Wood Products	39
976	11,412	-	5,883	21,148,458	Paper and Paper Products	40
82,207	3,263	13,371	1,781	-	Furniture	41
-	-	-	-	-	Reproduction of Recorded Media	42
-	-	-	1,874	25,427	Printing	43
-	-	-	-	998	Coke and Refined Petroleum Products	44
137	-	-	-	-	Basic Chemicals	45
-	-	-	-	-	Fertilizers and Nitrogen Compounds	46
-	-	-	-	-	Paints and Varnishes	47
-	-	-	-	-	Pharmaceuticals, Medicinal Chemical & Botanical Products	48
-	-	-	-	7,141	Soaps & Detergents, Cleaning & Polishing, Perfumes and Toilet Preparations	49
-	-	-	-	12,799	Other Chemicals Products	50
-	-	-	-	-	Rubber Tyres and Tubes	51
-	-	-	-	-	Rubber Processing	52
-	-	-	-	-	Rubber Gloves	53
-	-	-	-	62	Other Rubber Products	54
-	-	1,910	-	112,788	Plastic Products	55
-	-	-	14	-	Glass and Glass Products	56
-	-	-	-	-	Refractory, Clay, Porcelain and Ceramic Products	57
-	-	37	953	-	Cement, Lime and Plaster	58
-	-	4,297	1,127	8,596	Non-Metallic Mineral Products	59
-	-	51,029	-	-	Basic Iron and Steel	60
-	-	1,205	136	1,442	Basic Precious and Other Non-Ferrous Metals	61
-	-	-	125	-	Casting of Metals	62
40,872	-	2,123	6,054	1,156	Structural Metal Products, Tanks, Reservoirs and Steam Generators	63
-	-	-	1,799	1,749	Other Fabricated Metal Products	64

Jadual 2: Jadual Pengeluaran Domestik pada Harga Asas, Aktiviti mengikut Komoditi (RM'000), 2019

Table 2: Domestic Production Tables at Basic Prices, Activity by Commodity (RM'000), 2019

	Aktiviti \ Komoditi	Penyiapan Akhir Tekstil *Finishing of Textiles*	Tekstil Lain *Other Textiles*	Pakaian *Wearing Apparel*	Produk Kulit *Leather Products*	Kasut *Footwear*
		31	32	33	34	35
65	Enjin & Turbin, Alatan Kuasa Bendalir, Pam, Pemampat Lain, Kepala Paip dan Injap Lain	-	-	-	-	-
66	Jentera Kegunaan Umum Lain	-	-	-	-	-
67	Senjata, Peluru dan Mesin bertujuan Khas	-	-	-	-	-
68	Perkakasan Domestik	-	-	-	-	-
69	Komputer, Peranti, Mesin dan Kelengkapan Pejabat	-	-	-	-	-
70	Motor Elektrik, Penjana dan Transformer	-	-	-	-	-
71	Perkakasan Pengagihan & Pengawalan Elektrik, Bateri dan Akumulator	-	-	-	-	-
72	Kabel Gentian Optikal, Elektronik dan Elektrik Lain	-	-	-	-	-
73	Alatan Pendawaian, Kelengkapan Pencahayaan Elektrik dan Elektrik Lain	-	-	-	-	-
74	Komponen dan Papan Elektronik	-	1	-	-	-
75	Peralatan Komunikasi dan Elektronik Pengguna	-	-	-	-	-
76	Peralatan Penyinaran, Perubatan Elektro dan Elektroterapeutik	-	-	-	-	-
77	Kelengkapan Mengukur, Menguji, Memandu Arah dan Kawalan	-	-	-	-	-
78	Instrumen Optikal, Alatan Fotografi, Media Magnetik dan Optikal	-	-	-	-	-
79	Jam Tangan dan Jam	-	-	-	-	-
80	Kenderaan Bermotor, Treler dan Semi Treler	-	56	-	-	-
81	Motosikal	-	-	-	-	-
82	Kapal, Bot, Basikal dan 'Invalid Carriages'	-	-	-	49	-
83	Kelengkapan Pengangkutan Lain	-	-	-	-	-
84	Pembuatan Lain	-	1,239	3,521	11,055	431
85	Pembaikan & Pemasangan Mesin dan Kelengkapan	-	673	-	-	-
86	Elektrik dan Gas	-	-	-	-	-
87	Air	-	-	-	-	-
88	Pembetungan, Pengurusan Sisa & Aktiviti Pemulihan	-	-	-	-	-
89	Bangunan Kediaman	-	-	-	-	-
90	Bangunan Bukan Kediaman	-	-	-	-	-
91	Kejuruteraan Awam	-	-	-	-	-
92	Aktiviti Pembinaan Pertukangan Khas	-	-	-	-	-
93	Perdagangan Borong & Runcit, Pembaikan Kenderaan Bermotor dan Motosikal	-	-	-	-	-
94	Penginapan	-	-	-	-	-
95	Makanan dan Minuman	-	-	-	-	-
96	Pengangkutan Darat	-	-	-	-	-
97	Pengangkutan Air	-	-	-	-	-
98	Pengangkutan Udara	-	-	-	-	-
99	Penggudangan dan Aktiviti Sokongan untuk Pengangkutan	-	-	-	-	-
100	Perkhidmatan berkaitan Pengangkutan Air dan Udara	-	-	-	-	-
101	Perkhidmatan Operasi Lebuhraya, Jambatan dan Terowong	-	-	-	-	-
102	Perkhidmatan Pos dan Kurier	-	-	-	-	-
103	Aktiviti Penerbitan	-	-	-	-	-
104	Telekomunikasi	-	-	-	-	-
105	Aktiviti Wayang Gambar, Pemprograman dan Penyiaran	-	-	-	-	-
106	Perkhidmatan Komputer dan Maklumat	-	-	-	-	-
107	Perantaraan Kewangan	-	-	-	-	-
108	Perkhidmatan Kewangan Lain	-	-	-	-	-
109	Insurans/ Takaful dan Tabungan Pencen	-	-	-	-	-
110	Aktiviti Sokongan Perkhidmatan Kewangan dan Insurans/ Takaful	-	-	-	-	-
111	Hartanah	-	-	-	-	-
112	Pemilikan Kediaman	-	-	-	-	-
113	Sewaan dan Pajakan	-	-	-	-	-
114	Penyelidikan dan Pembangunan Saintifik	-	-	-	-	-
115	Profesional	-	-	-	-	-
116	Perkhidmatan Perniagaan	-	-	-	-	-
117	Pentadbiran Awam	-	-	-	-	-
118	Pendidikan	-	-	24,497	-	-
119	Kesihatan	-	-	-	-	-
120	Ketenteraman dan Keselamatan Awam	-	-	-	-	-
121	Pentadbiran Awam Lain	-	-	-	-	-
122	Institusi bukan Keuntungan yang Berkhidmat kepada Isi Rumah	-	-	-	-	-
123	Kesenian, Hiburan dan Rekreasi	-	-	-	-	-
124	Perkhidmatan Swasta Lain	-	-	-	-	-
	JUMLAH OUTPUT KOMODITI	1,588,018	3,199,678	9,269,874	1,295,043	1,476,440
	Pembelian Langsung oleh Residen di Luar Negeri	-	-	-	-	-

Jadual 2: Jadual Pengeluaran Domestik pada Harga Asas, Aktiviti mengikut Komoditi (RM'000), 2019

Table 2: Domestic Production Tables at Basic Prices, Activity by Commodity (RM'000), 2019

Pengilangan dan Pengetaman Kayu *Sawmilling and Planning of Wood*	Kepingan Venier dan Panel berasaskan Kayu *Veneer Sheets and Wood-based Panels*	Pertukangan Kayu dan Tanggam untuk Jurubina *Builders' Carpentry and Joinery*	Bekas Kayu *Wooden Containers*	Produk Kayu Lain *Other Wood Products*	Commodity / Activity	
36	37	38	39	40		
-	-	-	-	-	Engines & Turbines, Fluid Power Equipment, Other Pumps, Compressors, Taps and Valves	65
-	-	-	-	776	Other General Purpose Machinery	66
1,105	-	-	1,245	-	Weapons, Ammunition and Special Purpose Machinery	67
-	-	-	-	341	Domestic Appliances	68
-	-	-	-	-	Computers, Peripheral, Office Equipment and Machinery	69
-	-	-	-	-	Electric Motors, Generators and Transformers	70
-	-	-	-	-	Electricity Distribution & Control Apparatus, Batteries and Accumulators	71
-	-	-	-	-	Fibre Optic, Electronic and Other Electric Cables	72
-	-	-	-	-	Wiring Devices, Electric Lighting Equipment and Other Electrical	73
-	-	-	-	2,759	Electronic Components and Boards	74
-	-	-	-	-	Communication Equipment and Consumer Electronics	75
-	-	-	-	-	Irradiation Equipment, Electro Medical and Electrotherapeutic	76
-	-	-	-	-	Measuring Equipment, Testing, Navigating and Control	77
-	-	-	-	-	Optical Instruments, Photographic Equipment, Magnetic and Optical Media	78
-	-	-	-	-	Watches and Clocks	79
-	-	-	-	-	Motor Vehicles, Trailers and Semi Trailers	80
-	-	-	-	-	Motorcycles	81
-	-	-	-	-	Ships, Boats, Bicycles and Invalid Carriages	82
-	-	-	-	-	Other Transport Equipment	83
-	-	46	654	2,087	Other Manufacturing	84
-	-	-	-	1,760	Repair & Installation of Machinery and Equipment	85
-	-	-	-	-	Electricity and Gas	86
-	-	-	-	-	Water	87
-	-	-	-	-	Sewerage, Waste Management & Remediation Activities	88
-	-	-	-	-	Residential Buildings	89
-	-	-	-	-	Non-Residential Buildings	90
-	-	-	-	-	Civil Engineering	91
-	-	-	-	-	Specialised Construction Activities	92
-	-	-	-	-	Wholesale & Retail Trade, Repair of Motor Vehicles and Motorcycles	93
-	-	-	-	-	Accommodation	94
-	-	-	-	-	Food and Beverage	95
-	-	-	-	-	Land Transport	96
-	-	-	-	-	Water Transport	97
-	-	-	-	-	Air Transport	98
-	-	-	-	-	Warehousing and Support Activities for Transportation	99
-	-	-	-	-	Services Incidental to Water and Air Transportation	100
-	-	-	-	-	Highway Operation Services, Bridge and Tunnel	101
-	-	-	-	-	Postal and Courier Activities	102
-	-	-	-	-	Publishing Activities	103
-	-	-	-	-	Telecommunications	104
-	-	-	-	-	Motion Picture, Programming and Broadcasting Activities	105
-	-	-	-	-	Computer and Information Services	106
-	-	-	-	-	Monetary Intermediation	107
-	-	-	-	-	Other Financial Service	108
-	-	-	-	-	Insurance/ Takaful and Pension Funding	109
-	-	-	-	-	Activities Auxiliary to Financial Service and Insurance/ Takaful	110
-	-	-	-	-	Real Estate	111
-	-	-	-	-	Ownership of Dwellings	112
-	-	-	-	-	Rental and Leasing	113
-	-	-	-	-	Scientific Research and Development	114
-	-	-	-	-	Professional	115
-	-	-	-	-	Business Services	116
-	-	-	-	-	Public Administration	117
-	-	-	-	-	Education	118
-	-	-	-	-	Health	119
-	-	-	-	-	Public Order and Safety	120
-	-	-	-	-	Other Public Administration	121
-	-	-	-	-	Non-Profit Institutions Serving Households	122
-	-	-	-	-	Arts, Entertainment and Recreation	123
-	-	-	-	-	Other Private Services	124
12,078,145	14,626,470	2,144,292	2,590,785	21,508,956	TOTAL COMMODITY OUTPUT	
-	-	-	-	-	Direct Purchases Abroad by Residents	

Jadual 2: Jadual Pengeluaran Domestik pada Harga Asas, Aktiviti mengikut Komoditi (RM'000), 2019

Table 2: Domestic Production Tables at Basic Prices, Activity by Commodity (RM'000), 2019

	Aktiviti / Komoditi	Kertas & Produk Kertas dan Perabot *Paper & Paper Products and Furniture*	Penerbitan Semula Media Rakaman *Reproduction of Recorded Media*	Percetakan *Printing*	Kok dan Produk Petroleum Bertapis *Coke and Refined Petroleum Products*	Kimia Asas *Basic Chemicals*
		41	42	43	44	45
1	Padi	-	-	-	-	-
2	Tanaman Makanan	-	-	-	-	-
3	Sayur-sayuran	-	-	-	-	-
4	Buah-buahan	-	-	-	-	-
5	Getah	-	-	-	-	-
6	Kelapa Sawit	-	-	-	-	-
7	Tanaman Bunga	-	-	-	-	-
8	Pertanian Lain	-	-	-	-	-
9	Ternakan Ayam dan Itik	-	-	-	-	-
10	Ternakan Lain	-	-	-	-	-
11	Perhutanan dan Pembalakan	-	-	-	-	-
12	Perikanan dan Akuakultur	-	-	-	-	-
13	Minyak Mentah dan Gas Asli	-	-	-	-	-
14	Perlombongan Bijih Besi	-	-	-	-	-
15	Pengkuarian Batu, Pasir dan Tanah Liat	-	-	-	-	-
16	Perlombongan dan Pengkuarian Lain	-	-	-	-	-
17	Pemprosesan dan Pengawetan Daging	-	-	-	-	-
18	Pemprosesan dan Pengawetan Makanan Laut	-	-	-	-	-
19	Pemprosesan dan Pengawetan Buah-buahan & Sayur-sayuran	-	-	-	-	60
20	Produk Tenusu	-	-	-	-	-
21	Minyak & Lemak Sayuran dan Haiwan	-	-	-	216,733	44,694
22	Produk Bijian, Kanji dan Produk Berkanji	-	-	-	-	-
23	Produk Bakeri	-	-	-	-	178
24	Manisan	-	-	-	-	-
25	Prosesan Makanan Lain	-	-	-	-	-
26	Makanan Haiwan Tersedia	-	-	-	-	-
27	Spirit, Wain dan Minuman Keras	-	-	-	-	-
28	Minuman Ringan, Air Mineral & Minuman Lain yang Dibotolkan	-	-	-	-	173
29	Produk Tembakau	-	-	-	-	-
30	Penyediaan, Pemintalan dan Penenunan Tekstil	-	-	44	-	-
31	Penyiapan Akhir Tekstil	-	-	640	-	-
32	Tekstil Lain	6,024	-	1,218	-	-
33	Pakaian	179	-	763	-	-
34	Produk Kulit	4,735	-	-	-	-
35	Kasut	-	-	-	-	-
36	Pengilangan dan Pengetaman Kayu	3,244	-	-	-	61
37	Kepingan Venier dan Panel berasaskan Kayu	1,501	-	-	-	-
38	Pertukangan Kayu dan Tanggam untuk Jurubina	2,149	-	-	-	-
39	Bekas Kayu dan Produk Kayu Lain	13,193	-	-	-	-
40	Kertas dan Produk Kertas	-	-	16,237	-	-
41	Perabot	15,865,812	-	-	-	130
42	Penerbitan Semula Media Rakaman	-	54,183	-	-	-
43	Percetakan	741	8,608	11,937,512	-	-
44	Kok dan Produk Petroleum Bertapis	-	-	-	174,813,614	3,445,860
45	Kimia Asas	-	-	-	2,164,928	53,593,202
46	Baja dan Sebatian Nitrogen	-	-	1,003	-	126,758
47	Cat dan Varnis	-	-	2,021	407	-
48	Produk Farmaseutikal, Kimia Perubatan & Botani	-	-	-	262	38,787
49	Sabun & Bahan Pencuci, Pencuci dan Pengilat, Pewangi dan Dandanan Diri	-	-	33	303	681
50	Produk Kimia Lain	-	-	441	15,855	1,117,608
51	Tayar dan Tiub Getah	-	-	-	-	2,838
52	Prosesan Getah	-	-	-	-	-
53	Sarung Tangan Getah	-	-	-	-	-
54	Produk Getah Lain	2	-	182	-	33,845
55	Produk Plastik	1,480	-	8,633	-	3,030
56	Kaca dan Produk Kaca	102	-	-	-	-
57	Produk Refraktori, Tanah Liat, Porselin dan Seramik	485	569	-	-	-
58	Simen, Kapur dan Plaster	-	-	-	-	-
59	Produk Mineral bukan Logam	-	-	-	11,546	-
60	Besi dan Keluli Asas	7,799	-	-	-	47,652
61	Logam Asas Berharga dan Logam bukan Ferus Lain	96	-	-	-	-
62	Pengacuan Logam	-	-	-	-	-
63	Produk Struktur Logam, Tangki, Takungan dan Penjana Wap	8,231	-	-	-	-
64	Produk Logam Lain yang Direka	2,513	-	14,668	-	-

Jadual 2: Jadual Pengeluaran Domestik pada Harga Asas, Aktiviti mengikut Komoditi (RM'000), 2019

Table 2: Domestic Production Tables at Basic Prices, Activity by Commodity (RM'000), 2019

Baja dan Sebatian Nitrogen *Fertilizers and Nitrogen Compounds*	Cat dan Varnis *Paints and Varnishes*	Produk Farmaseutikal, Kimia Perubatan dan Botani *Pharmaceuticals, Medicinal Chemical and Botanical Products*	Sabun & Bahan Pencuci, Pencuci dan Pengilat, Pewangi dan Dandanan Diri *Soap & Detergents, Cleaning dan Polishing, Perfumes dan Toilet Preparations*	Produk Kimia Lain *Other Chemicals Products*	***Commodity*** / ***Activity***	
46	**47**	**48**	**49**	**50**		
-	-	-	-	-	***Paddy***	***1***
-	-	-	-	-	***Food Crops***	***2***
-	-	-	-	-	***Vegetables***	***3***
-	-	-	-	-	***Fruits***	***4***
-	-	-	-	-	***Rubber***	***5***
-	-	-	-	-	***Oil Palm***	***6***
-	-	-	-	-	***Flower Plants***	***7***
-	-	-	-	-	***Other Agriculture***	***8***
-	-	-	-	-	***Poultry Farming***	***9***
-	-	-	-	-	***Other Livestock***	***10***
-	-	-	-	-	***Forestry and Logging***	***11***
-	-	-	-	-	***Fishing and Aquaculture***	***12***
-	-	-	-	-	***Crude Oil and Natural Gas***	***13***
-	-	-	-	-	***Mining of Metal Ores***	***14***
-	-	-	-	-	***Quarrying of Stone, Sand and Clay***	***15***
-	-	-	-	-	***Other Mining and Quarrying***	***16***
-	-	-	-	-	***Processing and Preserving of Meat***	***17***
34	-	-	-	-	***Processing and Preserving of Seafood***	***18***
-	-	-	-	-	***Processing and Preserving of Fruits & Vegetables***	***19***
-	-	65,847	-	-	***Dairy Products***	***20***
606	-	11,410	287,216	364,946	***Vegetable & Animal Oils and Fats***	***21***
-	-	221	-	7,888	***Grain Mill Products, Starches and Starch Products***	***22***
-	-	237	-	-	***Bakery Products***	***23***
-	-	-	-	-	***Confectionery***	***24***
-	-	11,017	21,482	-	***Other Food Processing***	***25***
232	-	-	-	-	***Prepared Animal Feeds***	***26***
-	-	1,850	-	-	***Spirits, Wines and Liquors***	***27***
-	-	-	-	-	***Soft Drinks, Mineral Waters and Other Bottled Waters***	***28***
-	-	-	-	-	***Tobacco Products***	***29***
-	-	-	-	138	***Preparation, Spinning and Weaving of Textiles***	***30***
-	-	-	-	-	***Finishing of Textiles***	***31***
-	-	-	-	6,392	***Other Textiles***	***32***
-	-	-	-	-	***Wearing Apparel***	***33***
-	-	-	-	-	***Leather Products***	***34***
-	-	-	-	-	***Footwear***	***35***
-	-	-	-	-	***Sawmilling and Planning of Wood***	***36***
-	-	-	-	-	***Veneer Sheets and Wood-based Panels***	***37***
-	-	-	-	819	***Builders' Carpentry and Joinery***	***38***
-	-	-	-	-	***Wooden Containers and Other Wood Products***	***39***
-	-	13,635	-	32,357	***Paper and Paper Products***	***40***
-	-	146	-	-	***Furniture***	***41***
-	-	-	-	-	***Reproduction of Recorded Media***	***42***
-	1,424	-	-	139	***Printing***	***43***
-	-	-	-	9,274	***Coke and Refined Petroleum Products***	***44***
2,650,528	30,822	-	197,250	-	***Basic Chemicals***	***45***
4,487,570	-	-	-	9,902	***Fertilizers and Nitrogen Compounds***	***46***
-	6,696,264	-	612	17,671	***Paints and Varnishes***	***47***
-	-	4,868,248	5,806	287	***Pharmaceuticals, Medicinal Chemical & Botanical Products***	***48***
-	-	2,671	6,459,847	1,359	***Soaps & Detergents, Cleaning & Polishing, Perfumes and Toilet Preparations***	***49***
-	3,347	-	2,671	40,348,222	***Other Chemicals Products***	***50***
-	-	-	-	-	***Rubber Tyres and Tubes***	***51***
-	-	-	-	16,567	***Rubber Processing***	***52***
-	-	8,964	-	131	***Rubber Gloves***	***53***
-	-	-	-	50,497	***Other Rubber Products***	***54***
-	64,889	583	20,969	303,188	***Plastic Products***	***55***
-	1,389	-	-	432	***Glass and Glass Products***	***56***
-	-	-	-	-	***Refractory, Clay, Porcelain and Ceramic Products***	***57***
-	11,739	-	-	-	***Cement, Lime and Plaster***	***58***
-	4,048	-	-	1,454	***Non-Metallic Mineral Products***	***59***
-	-	-	-	-	***Basic Iron and Steel***	***60***
-	34,358	-	-	18,373	***Basic Precious and Other Non-Ferrous Metals***	***61***
-	285	-	-	-	***Casting of Metals***	***62***
-	-	-	-	16	***Structural Metal Products, Tanks, Reservoirs and Steam Generators***	***63***
-	-	-	250	3,928	***Other Fabricated Metal Products***	***64***

Jadual 2: Jadual Pengeluaran Domestik pada Harga Asas, Aktiviti mengikut Komoditi (RM'000), 2019

Table 2: Domestic Production Tables at Basic Prices, Activity by Commodity (RM'000), 2019

	Aktiviti \ Komoditi	Kertas & Produk Kertas dan Perabot *Paper & Paper Products and Furniture*	Penerbitan Semula Media Rakaman *Reproduction of Recorded Media*	Percetakan *Printing*	Kok dan Produk Petroleum Bertapis *Coke and Refined Petroleum Products*	Kimia Asas *Basic Chemicals*
		41	42	43	44	45
65	Enjin & Turbin, Alatan Kuasa Bendalir, Pam, Pemampat Lain, Kepala Paip dan Injap Lain	-	-	-	-	-
66	Jentera Kegunaan Umum Lain	-	-	-	-	-
67	Senjata, Peluru dan Mesin bertujuan Khas	-	-	95	-	460
68	Perkakasan Domestik	159	-	-	-	-
69	Komputer, Peranti, Mesin dan Kelengkapan Pejabat	-	-	95	-	-
70	Motor Elektrik, Penjana dan Transformer	-	-	-	-	27,614
71	Perkakasan Pengagihan & Pengawalan Elektrik, Bateri dan Akumulator	-	-	-	-	-
72	Kabel Gentian Optikal, Elektronik dan Elektrik Lain	-	-	-	-	-
73	Alatan Pendawaian, Kelengkapan Pencahayaan Elektrik dan Elektrik Lain	1,909	-	-	-	-
74	Komponen dan Papan Elektronik	-	-	548	-	-
75	Peralatan Komunikasi dan Elektronik Pengguna	23,284	-	-	-	144
76	Peralatan Penyinaran, Perubatan Elektro dan Elektroterapeutik	-	-	-	-	-
77	Kelengkapan Mengukur, Menguji, Memandu Arah dan Kawalan	-	-	-	-	-
78	Instrumen Optikal, Alatan Fotografi, Media Magnetik dan Optikal	-	-	-	-	-
79	Jam Tangan dan Jam	-	-	-	-	-
80	Kenderaan Bermotor, Treler dan Semi Treler	895	-	-	-	-
81	Motosikal	461	-	-	-	-
82	Kapal, Bot, Basikal dan 'Invalid Carriages'	-	-	-	-	-
83	Kelengkapan Pengangkutan Lain	-	-	-	-	-
84	Pembuatan Lain	568	-	4,067	-	-
85	Pembaikan & Pemasangan Mesin dan Kelengkapan	-	-	254	-	-
86	Elektrik dan Gas	-	-	-	-	-
87	Air	-	-	-	-	-
88	Pembetungan, Pengurusan Sisa & Aktiviti Pemulihan	-	-	-	-	-
89	Bangunan Kediaman	-	-	-	-	-
90	Bangunan Bukan Kediaman	-	-	-	-	-
91	Kejuruteraan Awam	-	-	-	-	-
92	Aktiviti Pembinaan Pertukangan Khas	-	-	-	-	-
93	Perdagangan Borong & Runcit, Pembaikan Kenderaan Bermotor dan Motosikal	-	-	-	-	-
94	Penginapan	-	-	-	-	-
95	Makanan dan Minuman	-	-	-	-	-
96	Pengangkutan Darat	-	-	-	-	-
97	Pengangkutan Air	-	-	-	-	-
98	Pengangkutan Udara	-	-	-	-	-
99	Penggudangan dan Aktiviti Sokongan untuk Pengangkutan	-	-	-	-	-
100	Perkhidmatan berkaitan Pengangkutan Air dan Udara	-	-	-	-	-
101	Perkhidmatan Operasi Lebuhraya, Jambatan dan Terowong	-	-	-	-	-
102	Perkhidmatan Pos dan Kurier	-	-	-	-	-
103	Aktiviti Penerbitan	-	-	-	-	-
104	Telekomunikasi	-	-	-	-	-
105	Aktiviti Wayang Gambar, Pemprograman dan Penyiaran	-	-	-	-	-
106	Perkhidmatan Komputer dan Maklumat	-	-	-	-	-
107	Perantaraan Kewangan	-	-	-	-	-
108	Perkhidmatan Kewangan Lain	-	-	-	-	-
109	Insurans/ Takaful dan Tabungan Pencen	-	-	-	-	-
110	Aktiviti Sokongan Perkhidmatan Kewangan dan Insurans/ Takaful	-	-	-	-	-
111	Hartanah	-	-	-	-	-
112	Pemilikan Kediaman	-	-	-	-	-
113	Sewaan dan Pajakan	-	-	-	-	-
114	Penyelidikan dan Pembangunan Saintifik	-	-	-	-	-
115	Profesional	-	-	-	-	-
116	Perkhidmatan Perniagaan	-	-	-	-	-
117	Pentadbiran Awam	-	-	-	-	-
118	Pendidikan	-	-	-	-	-
119	Kesihatan	-	-	-	-	-
120	Ketenteraman dan Keselamatan Awam	-	-	-	-	-
121	Pentadbiran Awam Lain	-	-	-	-	-
122	Institusi bukan Keuntungan yang Berkhidmat kepada Isi Rumah	-	-	-	-	-
123	Kesenian, Hiburan dan Rekreasi	-	-	-	-	-
124	Perkhidmatan Swasta Lain	-	-	-	-	-
	JUMLAH OUTPUT KOMODITI	15,945,562	63,360	11,988,454	177,223,646	58,483,777
	Pembelian Langsung oleh Residen di Luar Negeri	-	-	-	-	-

Jadual 2: Jadual Pengeluaran Domestik pada Harga Asas, Aktiviti mengikut Komoditi (RM'000), 2019

Table 2: Domestic Production Tables at Basic Prices, Activity by Commodity (RM'000), 2019

Baja dan Sebatian Nitrogen *Fertilizers and Nitrogen Compounds*	Cat dan Varnis *Paints and Varnishes*	Produk Farmaseutikal, Kimia Perubatan dan Botani *Pharmaceuticals, Medicinal Chemical and Botanical Products*	Sabun & Bahan Pencuci, Pencuci dan Pengilat, Pewangi dan Dandanan Diri *Soap & Detergents, Cleaning dan Polishing, Perfumes dan Toilet Preparations*	Produk Kimia Lain *Other Chemicals Products*	Commodity / Activity	
46	47	48	49	50		
-	-	-	-	-	***Engines & Turbines, Fluid Power Equipment, Other Pumps, Compressors, Taps and Valves***	***65***
-	5,072	-	-	-	***Other General Purpose Machinery***	***66***
-	-	-	433	-	***Weapons, Ammunition and Special Purpose Machinery***	***67***
-	-	-	-	-	***Domestic Appliances***	***68***
-	-	-	-	-	***Computers, Peripheral, Office Equipment and Machinery***	***69***
-	-	-	-	-	***Electric Motors, Generators and Transformers***	***70***
-	-	-	-	-	***Electricity Distribution & Control Apparatus, Batteries and Accumulators***	***71***
-	-	-	-	90,912	***Fibre Optic, Electronic and Other Electric Cables***	***72***
-	-	-	-	-	***Wiring Devices, Electric Lighting Equipment and Other Electrical***	***73***
-	-	-	-	-	***Electronic Components and Boards***	***74***
-	-	-	-	-	***Communication Equipment and Consumer Electronics***	***75***
-	-	269,738	-	-	***Irradiation Equipment, Electro Medical and Electrotherapeutic***	***76***
-	-	64,580	-	16,608	***Measuring Equipment, Testing, Navigating and Control***	***77***
-	-	-	-	-	***Optical Instruments, Photographic Equipment, Magnetic and Optical Media***	***78***
-	-	-	-	-	***Watches and Clocks***	***79***
-	-	-	-	-	***Motor Vehicles, Trailers and Semi Trailers***	***80***
-	-	-	-	-	***Motorcycles***	***81***
-	-	-	-	-	***Ships, Boats, Bicycles and Invalid Carriages***	***82***
-	-	-	-	-	***Other Transport Equipment***	***83***
-	-	40	1,013	9,378	***Other Manufacturing***	***84***
-	-	-	-	-	***Repair & Installation of Machinery and Equipment***	***85***
-	-	-	-	-	***Electricity and Gas***	***86***
-	-	-	-	-	***Water***	***87***
-	-	-	-	-	***Sewerage, Waste Management & Remediation Activities***	***88***
-	-	-	-	-	***Residential Buildings***	***89***
-	-	-	-	-	***Non-Residential Buildings***	***90***
-	-	-	-	-	***Civil Engineering***	***91***
-	-	-	-	-	***Specialised Construction Activities***	***92***
-	-	-	-	-	***Wholesale & Retail Trade, Repair of Motor Vehicles and Motorcycles***	***93***
-	-	-	-	-	***Accommodation***	***94***
-	-	-	-	-	***Food and Beverage***	***95***
-	-	-	-	-	***Land Transport***	***96***
-	-	-	-	-	***Water Transport***	***97***
-	-	-	-	-	***Air Transport***	***98***
-	-	-	-	-	***Warehousing and Support Activities for Transportation***	***99***
-	-	-	-	-	***Services Incidental to Water and Air Transportation***	***100***
-	-	-	-	-	***Highway Operation Services, Bridge and Tunnel***	***101***
-	-	-	-	-	***Postal and Courier Activities***	***102***
-	-	-	-	-	***Publishing Activities***	***103***
-	-	-	-	-	***Telecommunications***	***104***
-	-	-	-	-	***Motion Picture, Programming and Broadcasting Activities***	***105***
-	-	-	-	-	***Computer and Information Services***	***106***
-	-	-	-	-	***Monetary Intermediation***	***107***
-	-	-	-	-	***Other Financial Service***	***108***
-	-	-	-	-	***Insurance/ Takaful and Pension Funding***	***109***
-	-	-	-	-	***Activities Auxiliary to Financial Service and Insurance/ Takaful***	***110***
-	-	-	-	-	***Real Estate***	***111***
-	-	-	-	-	***Ownership of Dwellings***	***112***
-	-	-	-	-	***Rental and Leasing***	***113***
-	-	-	-	-	***Scientific Research and Development***	***114***
-	-	-	-	-	***Professional***	***115***
-	-	-	-	-	***Business Services***	***116***
-	-	-	-	-	***Public Administration***	***117***
-	-	-	-	-	***Education***	***118***
-	-	-	-	-	***Health***	***119***
-	-	-	-	-	***Public Order and Safety***	***120***
-	-	-	-	-	***Other Public Administration***	***121***
-	-	-	-	-	***Non-Profit Institutions Serving Households***	***122***
-	-	-	-	-	***Arts, Entertainment and Recreation***	***123***
-	-	-	-	-	***Other Private Services***	***124***
7,138,970	**6,853,636**	**5,319,189**	**6,997,549**	**41,310,878**	***TOTAL COMMODITY OUTPUT***	
-	-	-	-	-	***Direct Purchases Abroad by Residents***	

Jadual 2: Jadual Pengeluaran Domestik pada Harga Asas, Aktiviti mengikut Komoditi (RM'000), 2019

Table 2: Domestic Production Tables at Basic Prices, Activity by Commodity (RM'000), 2019

	Aktiviti \ Komoditi	Tayar dan Tiub Getah *Rubber Tyres and Tubes*	Prosesan Getah *Rubber Processing*	Sarung Tangan Getah *Rubber Gloves*	Produk Getah Lain *Other Rubber Products*	Produk Plastik *Plastic Products*
		51	52	53	54	55
1	Padi	-	-	-	-	-
2	Tanaman Makanan	-	-	-	-	-
3	Sayur-sayuran	-	-	-	-	-
4	Buah-buahan	-	-	-	-	-
5	Getah	-	-	-	-	-
6	Kelapa Sawit	-	-	-	-	-
7	Tanaman Bunga	-	-	-	-	-
8	Pertanian Lain	-	-	-	-	-
9	Ternakan Ayam dan Itik	-	-	-	-	-
10	Ternakan Lain	-	-	-	-	-
11	Perhutanan dan Pembalakan	-	-	-	-	-
12	Perikanan dan Akuakultur	-	-	-	-	-
13	Minyak Mentah dan Gas Asli	-	-	-	-	-
14	Perlombongan Bijih Besi	-	-	-	-	-
15	Pengkuarian Batu, Pasir dan Tanah Liat	-	-	-	-	-
16	Perlombongan dan Pengkuarian Lain	-	-	-	-	-
17	Pemprosesan dan Pengawetan Daging	-	-	-	-	-
18	Pemprosesan dan Pengawetan Makanan Laut	-	-	-	-	-
19	Pemprosesan dan Pengawetan Buah-buahan & Sayur-sayuran	-	-	-	-	845
20	Produk Tenusu	-	-	-	-	-
21	Minyak & Lemak Sayuran dan Haiwan	-	-	-	-	-
22	Produk Bijian, Kanji dan Produk Berkanji	-	-	-	-	-
23	Produk Bakeri	-	-	-	-	921
24	Manisan	-	-	-	-	-
25	Prosesan Makanan Lain	-	-	-	-	549
26	Makanan Haiwan Tersedia	-	-	-	-	-
27	Spirit, Wain dan Minuman Keras	-	-	-	-	-
28	Minuman Ringan, Air Mineral & Minuman Lain yang Dibotolkan	-	-	-	-	264
29	Produk Tembakau	-	-	-	-	-
30	Penyediaan, Pemintalan dan Penenunan Tekstil	-	-	-	-	-
31	Penyiapan Akhir Tekstil	-	-	-	-	-
32	Tekstil Lain	-	-	-	6,874	159
33	Pakaian	-	39	-	135	-
34	Produk Kulit	-	-	-	27	-
35	Kasut	-	-	-	-	-
36	Pengilangan dan Pengetaman Kayu	-	-	-	-	-
37	Kepingan Venier dan Panel berasaskan Kayu	-	-	-	-	-
38	Pertukangan Kayu dan Tanggam untuk Jurubina	-	-	-	-	-
39	Bekas Kayu dan Produk Kayu Lain	-	-	-	-	144
40	Kertas dan Produk Kertas	-	-	-	385	23,811
41	Perabot	4,149	-	-	4,140	5,112
42	Penerbitan Semula Media Rakaman	-	-	-	-	-
43	Percetakan	-	-	-	300	1,727
44	Kok dan Produk Petroleum Bertapis	-	-	-	-	-
45	Kimia Asas	-	-	-	-	-
46	Baja dan Sebatian Nitrogen	-	-	-	-	-
47	Cat dan Varnis	-	-	-	-	-
48	Produk Farmaseutikal, Kimia Perubatan & Botani	-	-	138	-	-
49	Sabun & Bahan Pencuci, Pencuci dan Pengilat, Pewangi dan Dandanan Diri	-	-	1,706	-	8,096
50	Produk Kimia Lain	-	119	-	1,362	15,840
51	Tayar dan Tiub Getah	3,987,239	-	-	2,580	-
52	Prosesan Getah	-	14,868,312	-	68,741	11,138
53	Sarung Tangan Getah	-	21,729	16,262,770	19,274	-
54	Produk Getah Lain	-	57,954	-	5,281,614	18,403
55	Produk Plastik	5,088	-	549	125,726	37,218,051
56	Kaca dan Produk Kaca	-	-	-	-	2,120
57	Produk Refraktori, Tanah Liat, Porselin dan Seramik	-	-	-	9,665	12,131
58	Simen, Kapur dan Plaster	-	-	-	5,366	-
59	Produk Mineral bukan Logam	-	-	-	-	-
60	Besi dan Keluli Asas	-	-	-	-	26,005
61	Logam Asas Berharga dan Logam bukan Ferus Lain	-	-	-	549	-
62	Pengacuan Logam	-	-	-	-	3,913
63	Produk Struktur Logam, Tangki, Takungan dan Penjana Wap	-	-	-	-	15,363
64	Produk Logam Lain yang Direka	-	917	-	14,643	45,648

Jadual 2: Jadual Pengeluaran Domestik pada Harga Asas, Aktiviti mengikut Komoditi (RM'000), 2019

Table 2: Domestic Production Tables at Basic Prices, Activity by Commodity (RM'000), 2019

Kaca dan Produk Kaca *Glass and Glass Products*	**Produk Refraktori, Tanah Liat, Porselin dan Seramik** *Refractory, Clay, Porcelain and Ceramic Products*	**Simen, Kapur dan Plaster** *Cement, Lime and Plaster*	**Produk Mineral Bukan Logam** *Non-Metallic Mineral Products*	**Besi Asas dan Keluli** *Basic Iron and Steel*	***Commodity*** / ***Activity***	
56	**57**	**58**	**59**	**60**		
-	-	-	-	-	***Paddy***	***1***
-	-	-	-	-	***Food Crops***	***2***
-	-	-	-	-	***Vegetables***	***3***
-	-	-	-	-	***Fruits***	***4***
-	-	-	-	-	***Rubber***	***5***
-	-	-	-	-	***Oil Palm***	***6***
-	-	-	-	-	***Flower Plants***	***7***
-	-	-	-	-	***Other Agriculture***	***8***
-	-	-	-	-	***Poultry Farming***	***9***
-	-	-	-	-	***Other Livestock***	***10***
-	-	-	-	-	***Forestry and Logging***	***11***
-	-	-	-	-	***Fishing and Aquaculture***	***12***
-	-	-	-	-	***Crude Oil and Natural Gas***	***13***
-	-	-	-	-	***Mining of Metal Ores***	***14***
-	-	-	1,581,317	-	***Quarrying of Stone, Sand and Clay***	***15***
-	-	-	73,561	-	***Other Mining and Quarrying***	***16***
-	-	-	-	-	***Processing and Preserving of Meat***	***17***
-	-	-	-	-	***Processing and Preserving of Seafood***	***18***
-	-	-	-	-	***Processing and Preserving of Fruits & Vegetables***	***19***
-	-	-	-	-	***Dairy Products***	***20***
-	-	-	-	-	***Vegetable & Animal Oils and Fats***	***21***
-	-	-	-	-	***Grain Mill Products, Starches and Starch Products***	***22***
-	231	89	1,146	1,028	***Bakery Products***	***23***
-	-	-	-	-	***Confectionery***	***24***
-	-	-	-	-	***Other Food Processing***	***25***
-	-	-	-	-	***Prepared Animal Feeds***	***26***
-	-	-	-	-	***Spirits, Wines and Liquors***	***27***
-	-	-	-	-	***Soft Drinks, Mineral Waters and Other Bottled Waters***	***28***
-	-	-	-	-	***Tobacco Products***	***29***
-	-	-	-	-	***Preparation, Spinning and Weaving of Textiles***	***30***
-	-	-	-	-	***Finishing of Textiles***	***31***
-	-	-	-	-	***Other Textiles***	***32***
-	-	-	-	-	***Wearing Apparel***	***33***
-	-	-	-	-	***Leather Products***	***34***
-	-	-	-	-	***Footwear***	***35***
-	-	-	-	567	***Sawmilling and Planning of Wood***	***36***
-	-	-	-	-	***Veneer Sheets and Wood-based Panels***	***37***
84	-	-	16	-	***Builders' Carpentry and Joinery***	***38***
367	-	2,708	-	-	***Wooden Containers and Other Wood Products***	***39***
-	-	-	-	-	***Paper and Paper Products***	***40***
-	-	-	5,950	215	***Furniture***	***41***
-	-	-	-	-	***Reproduction of Recorded Media***	***42***
1,748	-	-	342	-	***Printing***	***43***
-	-	-	-	-	***Coke and Refined Petroleum Products***	***44***
6,077	-	24,250	-	-	***Basic Chemicals***	***45***
-	-	-	-	-	***Fertilizers and Nitrogen Compounds***	***46***
-	-	-	-	-	***Paints and Varnishes***	***47***
-	-	6,433	-	-	***Pharmaceuticals, Medicinal Chemical & Botanical Products***	***48***
-	-	-	-	-	***Soaps & Detergents, Cleaning & Polishing, Perfumes and Toilet Preparations***	***49***
8,718	-	-	128	-	***Other Chemicals Products***	***50***
-	-	-	-	-	***Rubber Tyres and Tubes***	***51***
-	-	-	-	-	***Rubber Processing***	***52***
-	748	-	-	-	***Rubber Gloves***	***53***
-	-	-	-	-	***Other Rubber Products***	***54***
221	39,905	-	448	380	***Plastic Products***	***55***
6,367,368	-	-	10,417	-	***Glass and Glass Products***	***56***
-	5,175,120	1,505	769	19,029	***Refractory, Clay, Porcelain and Ceramic Products***	***57***
-	925	11,841,843	72,297	-	***Cement, Lime and Plaster***	***58***
373	22,931	118,399	22,973,041	-	***Non-Metallic Mineral Products***	***59***
1,230	4,687	-	-	30,762,377	***Basic Iron and Steel***	***60***
1,244	8,677	-	202	-	***Basic Precious and Other Non-Ferrous Metals***	***61***
103	-	-	-	2,408	***Casting of Metals***	***62***
34,021	164	604	3,579	12,577	***Structural Metal Products, Tanks, Reservoirs and Steam Generators***	***63***
1,369	6,405	-	6,449	84,637	***Other Fabricated Metal Products***	***64***

Jadual 2: Jadual Pengeluaran Domestik pada Harga Asas, Aktiviti mengikut Komoditi (RM'000), 2019

Table 2: Domestic Production Tables at Basic Prices, Activity by Commodity (RM'000), 2019

	Aktiviti / Komoditi	Tayar dan Tiub Getah *Rubber Tyres and Tubes*	Prosesan Getah *Rubber Processing*	Sarung Tangan Getah *Rubber Gloves*	Produk Getah Lain *Other Rubber Products*	Produk Plastik *Plastic Products*
		51	52	53	54	55
65	Enjin & Turbin, Alatan Kuasa Bendalir, Pam, Pemampat Lain, Kepala Paip dan Injap Lain	-	-	-	-	5,138
66	Jentera Kegunaan Umum Lain	-	5,250	-	4,301	7,810
67	Senjata, Peluru dan Mesin bertujuan Khas	-	-	-	-	1,279
68	Perkakasan Domestik	-	-	-	-	195,688
69	Komputer, Peranti, Mesin dan Kelengkapan Pejabat	-	-	-	-	-
70	Motor Elektrik, Penjana dan Transformer	-	-	-	-	-
71	Perkakasan Pengagihan & Pengawalan Elektrik, Bateri dan Akumulator	-	-	-	692	-
72	Kabel Gentian Optikal, Elektronik dan Elektrik Lain	-	-	-	-	101
73	Alatan Pendawaian, Kelengkapan Pencahayaan Elektrik dan Elektrik Lain	-	-	-	-	519
74	Komponen dan Papan Elektronik	-	-	-	-	3,353
75	Peralatan Komunikasi dan Elektronik Pengguna	-	-	-	22,573	3,857
76	Peralatan Penyinaran, Perubatan Elektro dan Elektroterapeutik	-	-	-	2,686	25,370
77	Kelengkapan Mengukur, Menguji, Memandu Arah dan Kawalan	-	-	-	-	-
78	Instrumen Optikal, Alatan Fotografi, Media Magnetik dan Optikal	-	-	-	-	516
79	Jam Tangan dan Jam	-	-	-	-	-
80	Kenderaan Bermotor, Treler dan Semi Treler	-	-	-	174	12,923
81	Motosikal	-	-	-	5,798	-
82	Kapal, Bot, Basikal dan 'Invalid Carriages'	-	20,143	-	-	-
83	Kelengkapan Pengangkutan Lain	-	-	-	-	-
84	Pembuatan Lain	-	77	-	8,817	19,395
85	Pembaikan & Pemasangan Mesin dan Kelengkapan	-	13,432	-	-	-
86	Elektrik dan Gas	-	-	-	-	-
87	Air	-	-	-	-	-
88	Pembetungan, Pengurusan Sisa & Aktiviti Pemulihan	-	-	-	-	-
89	Bangunan Kediaman	-	-	-	-	-
90	Bangunan Bukan Kediaman	-	-	-	-	-
91	Kejuruteraan Awam	-	-	-	-	-
92	Aktiviti Pembinaan Pertukangan Khas	-	-	-	-	-
93	Perdagangan Borong & Runcit, Pembaikan Kenderaan Bermotor dan Motosikal	-	-	-	-	-
94	Penginapan	-	-	-	-	-
95	Makanan dan Minuman	-	-	-	-	-
96	Pengangkutan Darat	-	-	-	-	-
97	Pengangkutan Air	-	-	-	-	-
98	Pengangkutan Udara	-	-	-	-	-
99	Penggudangan dan Aktiviti Sokongan untuk Pengangkutan	-	-	-	-	-
100	Perkhidmatan berkaitan Pengangkutan Air dan Udara	-	-	-	-	-
101	Perkhidmatan Operasi Lebuhraya, Jambatan dan Terowong	-	-	-	-	-
102	Perkhidmatan Pos dan Kurier	-	-	-	-	-
103	Aktiviti Penerbitan	-	-	-	-	-
104	Telekomunikasi	-	-	-	-	-
105	Aktiviti Wayang Gambar, Pemprograman dan Penyiaran	-	-	-	-	-
106	Perkhidmatan Komputer dan Maklumat	-	-	-	-	-
107	Perantaraan Kewangan	-	-	-	-	-
108	Perkhidmatan Kewangan Lain	-	-	-	-	-
109	Insurans/ Takaful dan Tabungan Pencen	-	-	-	-	-
110	Aktiviti Sokongan Perkhidmatan Kewangan dan Insurans/ Takaful	-	-	-	-	-
111	Hartanah	-	-	-	-	-
112	Pemilikan Kediaman	-	-	-	-	-
113	Sewaan dan Pajakan	-	-	-	-	-
114	Penyelidikan dan Pembangunan Saintifik	-	-	-	-	-
115	Profesional	-	-	-	-	-
116	Perkhidmatan Perniagaan	-	-	-	-	-
117	Pentadbiran Awam	-	-	-	-	-
118	Pendidikan	-	-	-	-	-
119	Kesihatan	-	-	-	-	-
120	Ketenteraman dan Keselamatan Awam	-	-	-	-	-
121	Pentadbiran Awam Lain	-	-	-	-	-
122	Institusi bukan Keuntungan yang Berkhidmat kepada Isi Rumah	-	-	-	-	-
123	Kesenian, Hiburan dan Rekreasi	-	-	-	-	-
124	Perkhidmatan Swasta Lain	-	-	-	-	-
	JUMLAH OUTPUT KOMODITI	3,996,476	14,987,972	16,265,163	5,586,423	37,686,188
	Pembelian Langsung oleh Residen di Luar Negeri	-	-	-	-	-

Jadual 2: Jadual Pengeluaran Domestik pada Harga Asas, Aktiviti mengikut Komoditi (RM'000), 2019

Table 2: Domestic Production Tables at Basic Prices, Activity by Commodity (RM'000), 2019

Kaca dan Produk Kaca *Glass and Glass Products*	Produk Refraktori, Tanah Liat, Porselin dan Seramik *Refractory, Clay, Porcelain and Ceramic Products*	Simen, Kapur dan Plaster *Cement, Lime and Plaster*	Produk Mineral Bukan Logam *Non-Metallic Mineral Products*	Besi Asas dan Keluli *Basic Iron and Steel*	Commodity / Activity	
56	57	58	59	60		
-	-	-	-	-	Engines & Turbines, Fluid Power Equipment, Other Pumps, Compressors, Taps and Valves	65
-	-	-	22,955	1,642	Other General Purpose Machinery	66
-	-	-	-	13,188	Weapons, Ammunition and Special Purpose Machinery	67
-	-	-	-	2,471	Domestic Appliances	68
-	-	-	-	-	Computers, Peripheral, Office Equipment and Machinery	69
-	-	-	-	421	Electric Motors, Generators and Transformers	70
-	-	-	-	47	Electricity Distribution & Control Apparatus, Batteries and Accumulators	71
7,224	-	-	-	13,867	Fibre Optic, Electronic and Other Electric Cables	72
-	-	-	47	-	Wiring Devices, Electric Lighting Equipment and Other Electrical	73
-	-	-	232	388	Electronic Components and Boards	74
-	-	-	-	-	Communication Equipment and Consumer Electronics	75
-	-	-	-	-	Irradiation Equipment, Electro Medical and Electrotherapeutic	76
-	-	-	-	-	Measuring Equipment, Testing, Navigating and Control	77
-	-	-	-	-	Optical Instruments, Photographic Equipment, Magnetic and Optical Media	78
-	-	-	-	-	Watches and Clocks	79
14,780	-	-	3,973	3,529	Motor Vehicles, Trailers and Semi Trailers	80
-	-	-	-	725	Motorcycles	81
-	-	-	653	-	Ships, Boats, Bicycles and Invalid Carriages	82
-	-	-	-	-	Other Transport Equipment	83
-	-	-	115	35	Other Manufacturing	84
-	-	-	424	-	Repair & Installation of Machinery and Equipment	85
-	-	-	-	-	Electricity and Gas	86
-	-	-	-	-	Water	87
-	-	-	-	-	Sewerage, Waste Management & Remediation Activities	88
-	-	-	-	-	Residential Buildings	89
-	-	-	-	-	Non-Residential Buildings	90
-	-	-	-	-	Civil Engineering	91
-	-	-	-	-	Specialised Construction Activities	92
-	-	-	-	-	Wholesale & Retail Trade, Repair of Motor Vehicles and Motorcycles	93
-	-	-	-	-	Accommodation	94
-	-	-	-	-	Food and Beverage	95
-	-	-	-	-	Land Transport	96
-	-	-	-	-	Water Transport	97
-	-	-	-	-	Air Transport	98
-	-	-	-	-	Warehousing and Support Activities for Transportation	99
-	-	-	-	-	Services Incidental to Water and Air Transportation	100
-	-	-	-	-	Highway Operation Services, Bridge and Tunnel	101
-	-	-	-	-	Postal and Courier Activities	102
-	-	-	-	-	Publishing Activities	103
-	-	-	-	-	Telecommunications	104
-	-	-	-	-	Motion Picture, Programming and Broadcasting Activities	105
-	-	-	-	-	Computer and Information Services	106
-	-	-	-	-	Monetary Intermediation	107
-	-	-	-	-	Other Financial Service	108
-	-	-	-	-	Insurance/ Takaful and Pension Funding	109
-	-	-	-	-	Activities Auxiliary to Financial Service and Insurance/ Takaful	110
-	-	-	-	-	Real Estate	111
-	-	-	-	-	Ownership of Dwellings	112
-	-	-	-	-	Rental and Leasing	113
-	-	-	-	-	Scientific Research and Development	114
-	-	-	-	-	Professional	115
-	-	-	-	-	Business Services	116
-	-	-	-	-	Public Administration	117
-	-	-	-	-	Education	118
-	-	-	-	-	Health	119
-	-	-	-	-	Public Order and Safety	120
-	-	-	-	-	Other Public Administration	121
-	-	-	-	-	Non-Profit Institutions Serving Households	122
-	-	-	-	-	Arts, Entertainment and Recreation	123
-	-	-	-	-	Other Private Services	124
6,444,928	**5,259,794**	**11,995,831**	**24,758,059**	**30,919,533**	**TOTAL COMMODITY OUTPUT**	
-	-	-	-	-	Direct Purchases Abroad by Residents	

Jadual 2: Jadual Pengeluaran Domestik pada Harga Asas, Aktiviti mengikut Komoditi (RM'000), 2019

Table 2: Domestic Production Tables at Basic Prices, Activity by Commodity (RM'000), 2019

	Aktiviti \ Komoditi	Logam Asas Berharga dan Logam Bukan Ferus Lain *Basic Precious and Other Non-Ferrous Metals*	Pengacuan Logam *Casting of Metals*	Produk Struktur Logam, Tangki, Takungan dan Penjana Wap *Structural Metal Products, Tanks, Reservoirs and Steam Generators*	Keluaran Logam Lain yang Direka *Other Fabricated Metal Products*
		61	62	63	64
1	Padi	-	-	-	-
2	Tanaman Makanan	-	-	-	-
3	Sayur-sayuran	-	-	-	-
4	Buah-buahan	-	-	-	-
5	Getah	-	-	-	-
6	Kelapa Sawit	-	-	-	-
7	Tanaman Bunga	-	-	-	-
8	Pertanian Lain	-	-	-	-
9	Ternakan Ayam dan Itik	-	-	-	-
10	Ternakan Lain	-	-	-	-
11	Perhutanan dan Pembalakan	-	-	-	-
12	Perikanan dan Akuakultur	-	-	-	-
13	Minyak Mentah dan Gas Asli	-	-	-	-
14	Perlombongan Bijih Besi	-	-	-	-
15	Pengkuarian Batu, Pasir dan Tanah Liat	-	-	-	-
16	Perlombongan dan Pengkuarian Lain	-	-	-	-
17	Pemprosesan dan Pengawetan Daging	-	-	-	-
18	Pemprosesan dan Pengawetan Makanan Laut	-	-	-	-
19	Pemprosesan dan Pengawetan Buah-buahan & Sayur-sayuran	-	-	-	-
20	Produk Tenusu	-	-	-	-
21	Minyak & Lemak Sayuran dan Haiwan	-	-	-	-
22	Produk Bijian, Kanji dan Produk Berkanji	-	-	-	-
23	Produk Bakeri	-	-	-	988
24	Manisan	-	-	-	-
25	Prosesan Makanan Lain	66	-	-	-
26	Makanan Haiwan Tersedia	-	-	-	-
27	Spirit, Wain dan Minuman Keras	-	-	-	-
28	Minuman Ringan, Air Mineral & Minuman Lain yang Dibotolkan	-	-	-	328
29	Produk Tembakau	-	-	-	-
30	Penyediaan, Pemintalan dan Penenunan Tekstil	-	-	-	1
31	Penyiapan Akhir Tekstil	-	-	-	-
32	Tekstil Lain	-	-	-	25
33	Pakaian	-	-	-	-
34	Produk Kulit	-	-	80	-
35	Kasut	-	-	-	-
36	Pengilangan dan Pengetaman Kayu	-	-	-	-
37	Kepingan Venier dan Panel berasaskan Kayu	-	-	-	-
38	Pertukangan Kayu dan Tanggam untuk Jurubina	712	-	21,514	55
39	Bekas Kayu dan Produk Kayu Lain	-	-	-	171
40	Kertas dan Produk Kertas	-	-	-	825
41	Perabot	-	598	2,911	6,634
42	Penerbitan Semula Media Rakaman	-	-	-	-
43	Percetakan	-	-	-	1,619
44	Kok dan Produk Petroleum Bertapis	-	-	-	-
45	Kimia Asas	903	-	173	-
46	Baja dan Sebatian Nitrogen	-	-	-	-
47	Cat dan Varnis	-	-	-	11,328
48	Produk Farmaseutikal, Kimia Perubatan & Botani	-	-	-	-
49	Sabun & Bahan Pencuci, Pencuci dan Pengilat, Pewangi dan Dandanan Diri	-	-	-	1,257
50	Produk Kimia Lain	328	-	389	6,405
51	Tayar dan Tiub Getah	-	-	-	-
52	Prosesan Getah	-	-	-	2,095
53	Sarung Tangan Getah	-	-	-	-
54	Produk Getah Lain	143	-	-	1,253
55	Produk Plastik	2,568	-	2,576	39,452
56	Kaca dan Produk Kaca	39,792	-	8,449	2,128
57	Produk Refraktori, Tanah Liat, Porselin dan Seramik	-	-	1,418	-
58	Simen, Kapur dan Plaster	-	-	838	-
59	Produk Mineral bukan Logam	-	-	25,040	2,646
60	Besi dan Keluli Asas	603,956	64	10,986	124,600
61	Logam Asas Berharga dan Logam bukan Ferus Lain	15,542,827	1,310	1,566	3,426
62	Pengacuan Logam	3,052	2,807,110	2,701	2,218
63	Produk Struktur Logam, Tangki, Takungan dan Penjana Wap	18,394	5,717	20,739,885	260,346
64	Produk Logam Lain yang Direka	25,111	5,126	83,883	39,745,959

Jadual 2: Jadual Pengeluaran Domestik pada Harga Asas, Aktiviti mengikut Komoditi (RM'000), 2019

Table 2: Domestic Production Tables at Basic Prices, Activity by Commodity (RM'000), 2019

Enjin & Turbin, Alatan Kuasa Bendalir, Pam, Pemampat, Kepala Paip dan Injap Lain *Engines & Turbines, Fluid Power Equipment, Other Pumps, Compressors, Taps and Valves*	Jentera Kegunaan Umum Lain *Other General Purpose Machinery*	Senjata, Peluru dan Mesin Bertujuan Khas *Weapons, Ammunition and Special Purpose Machinery*	Perkakasan Domestik *Domestic Appliances*	Commodity / Activity	
65	66	67	68		
-	-	-	-	***Paddy***	***1***
-	-	-	-	***Food Crops***	***2***
-	-	-	-	***Vegetables***	***3***
-	-	-	-	***Fruits***	***4***
-	-	-	-	***Rubber***	***5***
-	-	-	-	***Oil Palm***	***6***
-	-	-	-	***Flower Plants***	***7***
-	-	-	-	***Other Agriculture***	***8***
-	-	-	-	***Poultry Farming***	***9***
-	-	-	-	***Other Livestock***	***10***
-	-	-	-	***Forestry and Logging***	***11***
-	-	-	-	***Fishing and Aquaculture***	***12***
-	-	-	-	***Crude Oil and Natural Gas***	***13***
-	-	-	-	***Mining of Metal Ores***	***14***
-	-	-	-	***Quarrying of Stone, Sand and Clay***	***15***
-	-	-	-	***Other Mining and Quarrying***	***16***
-	-	-	-	***Processing and Preserving of Meat***	***17***
-	-	-	-	***Processing and Preserving of Seafood***	***18***
-	-	-	38	***Processing and Preserving of Fruits & Vegetables***	***19***
-	-	-	-	***Dairy Products***	***20***
-	-	4	-	***Vegetable & Animal Oils and Fats***	***21***
-	-	-	-	***Grain Mill Products, Starches and Starch Products***	***22***
-	-	7	205	***Bakery Products***	***23***
-	-	-	-	***Confectionery***	***24***
-	-	-	-	***Other Food Processing***	***25***
-	-	-	-	***Prepared Animal Feeds***	***26***
-	-	2,006	-	***Spirits, Wines and Liquors***	***27***
-	-	-	-	***Soft Drinks, Mineral Waters and Other Bottled Waters***	***28***
-	-	-	-	***Tobacco Products***	***29***
-	-	-	-	***Preparation, Spinning and Weaving of Textiles***	***30***
-	-	-	-	***Finishing of Textiles***	***31***
-	-	-	-	***Other Textiles***	***32***
-	-	158	-	***Wearing Apparel***	***33***
-	-	-	-	***Leather Products***	***34***
-	-	-	-	***Footwear***	***35***
-	-	-	-	***Sawmilling and Planning of Wood***	***36***
-	-	-	-	***Veneer Sheets and Wood-based Panels***	***37***
-	-	-	-	***Builders' Carpentry and Joinery***	***38***
-	-	374	-	***Wooden Containers and Other Wood Products***	***39***
-	-	-	-	***Paper and Paper Products***	***40***
-	2,596	598	3,833	***Furniture***	***41***
-	-	-	-	***Reproduction of Recorded Media***	***42***
-	720	1,074	-	***Printing***	***43***
398,534	-	549,054	-	***Coke and Refined Petroleum Products***	***44***
-	25,844	-	729	***Basic Chemicals***	***45***
-	-	-	-	***Fertilizers and Nitrogen Compounds***	***46***
-	-	90	868	***Paints and Varnishes***	***47***
-	-	-	-	***Pharmaceuticals, Medicinal Chemical & Botanical Products***	***48***
-	-	-	-	***Soaps & Detergents, Cleaning & Polishing, Perfumes and Toilet Preparations***	***49***
3,565	116	23	-	***Other Chemicals Products***	***50***
-	-	-	-	***Rubber Tyres and Tubes***	***51***
-	4,189	-	-	***Rubber Processing***	***52***
-	-	-	-	***Rubber Gloves***	***53***
-	1,504	-	-	***Other Rubber Products***	***54***
662	17,335	58,441	25,661	***Plastic Products***	***55***
-	2,621	486	-	***Glass and Glass Products***	***56***
-	-	-	-	***Refractory, Clay, Porcelain and Ceramic Products***	***57***
-	-	-	-	***Cement, Lime and Plaster***	***58***
-	-	7,878	-	***Non-Metallic Mineral Products***	***59***
-	-	20,104	-	***Basic Iron and Steel***	***60***
-	-	24,081	1,671	***Basic Precious and Other Non-Ferrous Metals***	***61***
-	354	1,285	-	***Casting of Metals***	***62***
17,281	76,690	1,447	1,974	***Structural Metal Products, Tanks, Reservoirs and Steam Generators***	***63***
387	11,910	83,280	809	***Other Fabricated Metal Products***	***64***

Jadual 2: Jadual Pengeluaran Domestik pada Harga Asas, Aktiviti mengikut Komoditi (RM'000), 2019

Table 2: Domestic Production Tables at Basic Prices, Activity by Commodity (RM'000), 2019

	Aktiviti \ Komoditi	Logam Asas Berharga dan Logam Bukan Ferus Lain *Basic Precious and Other Non-Ferrous Metals*	Pengacuan Logam *Casting of Metals*	Produk Struktur Logam, Tangki, Takungan dan Penjana Wap *Structural Metal Products, Tanks, Reservoirs and Steam Generators*	Keluaran Logam Lain yang Direka *Other Fabricated Metal Products*
		61	62	63	64
65	Enjin & Turbin, Alatan Kuasa Bendalir, Pam, Pemampat Lain, Kepala Paip dan Injap Lain	-	339	-	35,554
66	Jentera Kegunaan Umum Lain	671	-	104	1,647
67	Senjata, Peluru dan Mesin bertujuan Khas	-	45,699	-	44,528
68	Perkakasan Domestik	-	-	-	-
69	Komputer, Peranti, Mesin dan Kelengkapan Pejabat	-	-	-	-
70	Motor Elektrik, Penjana dan Transformer	-	-	-	-
71	Perkakasan Pengagihan & Pengawalan Elektrik, Bateri dan Akumulator	-	-	656	2,390
72	Kabel Gentian Optikal, Elektronik dan Elektrik Lain	665	-	-	2,987
73	Alatan Pendawaian, Kelengkapan Pencahayaan Elektrik dan Elektrik Lain	-	-	-	8,951
74	Komponen dan Papan Elektronik	7,981	-	-	4,266
75	Peralatan Komunikasi dan Elektronik Pengguna	205	-	-	18,313
76	Peralatan Penyinaran, Perubatan Elektro dan Elektroterapeutik	-	-	38,014	-
77	Kelengkapan Mengukur, Menguji, Memandu Arah dan Kawalan	-	-	-	-
78	Instrumen Optikal, Alatan Fotografi, Media Magnetik dan Optikal	-	-	-	-
79	Jam Tangan dan Jam	-	-	-	-
80	Kenderaan Bermotor, Treler dan Semi Treler	-	-	193	64,945
81	Motosikal	-	-	-	-
82	Kapal, Bot, Basikal dan 'Invalid Carriages'	-	-	-	11,228
83	Kelengkapan Pengangkutan Lain	-	-	-	1,350
84	Pembuatan Lain	51	765	1,758	69,869
85	Pembaikan & Pemasangan Mesin dan Kelengkapan	-	22,387	1,045	456
86	Elektrik dan Gas	-	-	-	-
87	Air	-	-	-	-
88	Pembetungan, Pengurusan Sisa & Aktiviti Pemulihan	-	-	-	-
89	Bangunan Kediaman	-	-	-	-
90	Bangunan Bukan Kediaman	-	-	-	-
91	Kejuruteraan Awam	-	-	-	-
92	Aktiviti Pembinaan Pertukangan Khas	-	-	-	-
93	Perdagangan Borong & Runcit, Pembaikan Kenderaan Bermotor dan Motosikal	-	-	-	-
94	Penginapan	-	-	-	-
95	Makanan dan Minuman	-	-	-	-
96	Pengangkutan Darat	-	-	-	-
97	Pengangkutan Air	-	-	-	-
98	Pengangkutan Udara	-	-	-	-
99	Penggudangan dan Aktiviti Sokongan untuk Pengangkutan	-	-	-	-
100	Perkhidmatan berkaitan Pengangkutan Air dan Udara	-	-	-	-
101	Perkhidmatan Operasi Lebuhraya, Jambatan dan Terowong	-	-	-	-
102	Perkhidmatan Pos dan Kurier	-	-	-	-
103	Aktiviti Penerbitan	-	-	-	-
104	Telekomunikasi	-	-	-	-
105	Aktiviti Wayang Gambar, Pemprograman dan Penyiaran	-	-	-	-
106	Perkhidmatan Komputer dan Maklumat	-	-	-	-
107	Perantaraan Kewangan	-	-	-	-
108	Perkhidmatan Kewangan Lain	-	-	-	-
109	Insurans/ Takaful dan Tabungan Pencen	-	-	-	-
110	Aktiviti Sokongan Perkhidmatan Kewangan dan Insurans/ Takaful	-	-	-	-
111	Hartanah	-	-	-	-
112	Pemilikan Kediaman	-	-	-	-
113	Sewaan dan Pajakan	-	-	-	-
114	Penyelidikan dan Pembangunan Saintifik	-	-	-	-
115	Profesional	-	-	-	-
116	Perkhidmatan Perniagaan	-	-	-	-
117	Pentadbiran Awam	-	-	-	-
118	Pendidikan	-	-	-	-
119	Kesihatan	-	-	-	-
120	Ketenteraman dan Keselamatan Awam	-	-	-	-
121	Pentadbiran Awam Lain	-	-	-	-
122	Institusi bukan Keuntungan yang Berkhidmat kepada Isi Rumah	-	-	-	-
123	Kesenian, Hiburan dan Rekreasi	-	-	-	-
124	Perkhidmatan Swasta Lain	-	-	-	-
	JUMLAH OUTPUT KOMODITI	16,247,425	2,889,114	20,944,179	40,480,243
	Pembelian Langsung oleh Residen di Luar Negeri	-	-	-	-

Jadual 2: Jadual Pengeluaran Domestik pada Harga Asas, Aktiviti mengikut Komoditi (RM'000), 2019

Table 2: Domestic Production Tables at Basic Prices, Activity by Commodity (RM'000), 2019

Enjin & Turbin, Alatan Kuasa Bendalir,Pam, Pemampat, Kepala Paip dan Injap Lain *Engines & Turbines, Fluid Power Equipment, Other Pumps, Compressors, Taps and Valves*	Jentera Kegunaan Umum Lain *Other General Purpose Machinery*	Senjata, Peluru dan Mesin Bertujuan Khas *Weapons, Ammuniton and Special Purpose Machinery*	Perkakasan Domestik *Domestic Appliances*	Commodity / Activity	
65	66	67	68		
3,159,556	5,312	1,156	-	***Engines & Turbines, Fluid Power Equipment, Other Pumps, Compressors, Taps and Valves***	***65***
112,024	15,045,027	5,809	4,834	***Other General Purpose Machinery***	***66***
-	48,016	13,770,108	-	***Weapons, Ammunition and Special Purpose Machinery***	***67***
-	11,707	4,212	6,722,886	***Domestic Appliances***	***68***
-	52,237	-	-	***Computers, Peripheral, Office Equipment and Machinery***	***69***
-	-	-	950	***Electric Motors, Generators and Transformers***	***70***
10	-	2,787	-	***Electricity Distribution & Control Apparatus, Batteries and Accumulators***	***71***
-	-	-	-	***Fibre Optic, Electronic and Other Electric Cables***	***72***
-	-	-	5,468	***Wiring Devices, Electric Lighting Equipment and Other Electrical***	***73***
686	-	88,587	6,678	***Electronic Components and Boards***	***74***
844	1,356	796	-	***Communication Equipment and Consumer Electronics***	***75***
-	106,539	-	-	***Irradiation Equipment, Electro Medical and Electrotherapeutic***	***76***
-	3,305	199,482	-	***Measuring Equipment, Testing, Navigating and Control***	***77***
-	-	115,395	-	***Optical Instruments, Photographic Equipment, Magnetic and Optical Media***	***78***
-	-	-	-	***Watches and Clocks***	***79***
29,225	429,436	12	-	***Motor Vehicles, Trailers and Semi Trailers***	***80***
-	-	-	-	***Motorcycles***	***81***
-	2,676	-	-	***Ships, Boats, Bicycles and Invalid Carriages***	***82***
-	4,846	-	-	***Other Transport Equipment***	***83***
-	56	55,213	-	***Other Manufacturing***	***84***
-	-	665	-	***Repair & Installation of Machinery and Equipment***	***85***
-	-	-	-	***Electricity and Gas***	***86***
-	-	-	-	***Water***	***87***
-	-	-	-	***Sewerage, Waste Management & Remediation Activities***	***88***
-	-	-	-	***Residential Buildings***	***89***
-	-	-	-	***Non-Residential Buildings***	***90***
-	-	-	-	***Civil Engineering***	***91***
-	-	-	-	***Specialised Construction Activities***	***92***
-	-	-	-	***Wholesale & Retail Trade, Repair of Motor Vehicles and Motorcycles***	***93***
-	-	-	-	***Accommodation***	***94***
-	-	-	-	***Food and Beverage***	***95***
-	-	-	-	***Land Transport***	***96***
-	-	-	-	***Water Transport***	***97***
-	-	-	-	***Air Transport***	***98***
-	-	-	-	***Warehousing and Support Activities for Transportation***	***99***
-	-	-	-	***Services Incidental to Water and Air Transportation***	***100***
-	-	-	-	***Highway Operation Services, Bridge and Tunnel***	***101***
-	-	-	-	***Postal and Courier Activities***	***102***
-	-	-	-	***Publishing Activities***	***103***
-	-	-	-	***Telecommunications***	***104***
-	-	-	-	***Motion Picture, Programming and Broadcasting Activities***	***105***
-	-	-	-	***Computer and Information Services***	***106***
-	-	-	-	***Monetary Intermediation***	***107***
-	-	-	-	***Other Financial Service***	***108***
-	-	-	-	***Insurance/ Takaful and Pension Funding***	***109***
-	-	-	-	***Activities Auxiliary to Financial Service and Insurance/ Takaful***	***110***
-	-	-	-	***Real Estate***	***111***
-	-	-	-	***Ownership of Dwellings***	***112***
-	-	-	-	***Rental and Leasing***	***113***
-	-	-	-	***Scientific Research and Development***	***114***
-	-	-	-	***Professional***	***115***
-	-	-	-	***Business Services***	***116***
-	-	-	-	***Public Administration***	***117***
-	-	-	-	***Education***	***118***
-	-	-	-	***Health***	***119***
-	-	-	-	***Public Order and Safety***	***120***
-	-	-	-	***Other Public Administration***	***121***
-	-	-	-	***Non-Profit Institutions Serving Households***	***122***
-	-	-	-	***Arts, Entertainment and Recreation***	***123***
-	-	-	-	***Other Private Services***	***124***
3,722,774	**15,854,392**	**14,994,611**	**6,776,605**	***TOTAL COMMODITY OUTPUT***	
-	-	-	-	***Direct Purchases Abroad by Residents***	

Jadual 2: Jadual Pengeluaran Domestik pada Harga Asas, Aktiviti mengikut Komoditi (RM'000), 2019

Table 2: Domestic Production Tables at Basic Prices, Activity by Commodity (RM'000), 2019

	Aktiviti \ Komoditi	Komputer, Peranti, Mesin dan Kelengkapan Pejabat *Computers, Peripheral, Office Machinery and Equipment*	Motor Elektrik, Penjana dan Transformer *Electric Motors, Generators and Transformers*	Perkakasan Pengagihan & Pengawalan Elektrik, Bateri dan Akumulator *Electricity Distribution & Control Apparatus, Batteries and Accumulators*	Kabel Gentian Optikal, Elektronik dan Elektrik Lain *Fibre Optic, Electronic and Other Electric Cables*
		69	70	71	72
1	Padi	-	-	-	-
2	Tanaman Makanan	-	-	-	-
3	Sayur-sayuran	-	-	-	-
4	Buah-buahan	-	-	-	-
5	Getah	-	-	-	-
6	Kelapa Sawit	-	-	-	-
7	Tanaman Bunga	-	-	-	-
8	Pertanian Lain	-	-	-	-
9	Ternakan Ayam dan Itik	-	-	-	-
10	Ternakan Lain	-	-	-	-
11	Perhutanan dan Pembalakan	-	-	-	-
12	Perikanan dan Akuakultur	-	-	-	-
13	Minyak Mentah dan Gas Asli	-	-	-	-
14	Perlombongan Bijih Besi	-	-	-	-
15	Pengkuarian Batu, Pasir dan Tanah Liat	-	-	-	-
16	Perlombongan dan Pengkuarian Lain	-	-	-	-
17	Pemprosesan dan Pengawetan Daging	-	-	-	-
18	Pemprosesan dan Pengawetan Makanan Laut	-	-	-	-
19	Pemprosesan dan Pengawetan Buah-buahan & Sayur-sayuran	-	-	-	-
20	Produk Tenusu	-	-	-	-
21	Minyak & Lemak Sayuran dan Haiwan	-	-	-	-
22	Produk Bijian, Kanji dan Produk Berkanji	-	-	-	-
23	Produk Bakeri	-	-	-	-
24	Manisan	-	-	-	-
25	Prosesan Makanan Lain	-	-	-	-
26	Makanan Haiwan Tersedia	-	-	-	-
27	Spirit, Wain dan Minuman Keras	-	-	-	-
28	Minuman Ringan, Air Mineral & Minuman Lain yang Dibotolkan	-	-	-	-
29	Produk Tembakau	-	-	-	-
30	Penyediaan, Pemintalan dan Penenunan Tekstil	-	-	-	-
31	Penyiapan Akhir Tekstil	-	-	-	-
32	Tekstil Lain	-	-	-	-
33	Pakaian	-	-	-	-
34	Produk Kulit	-	-	-	-
35	Kasut	-	-	-	-
36	Pengilangan dan Pengetaman Kayu	-	-	-	-
37	Kepingan Venier dan Panel berasaskan Kayu	8,142	-	-	-
38	Pertukangan Kayu dan Tanggam untuk Jurubina	-	-	-	-
39	Bekas Kayu dan Produk Kayu Lain	-	-	-	-
40	Kertas dan Produk Kertas	-	-	-	362
41	Perabot	-	-	3,222	-
42	Penerbitan Semula Media Rakaman	-	-	-	-
43	Percetakan	1,076	-	-	-
44	Kok dan Produk Petroleum Bertapis	-	-	-	-
45	Kimia Asas	-	-	-	-
46	Baja dan Sebatian Nitrogen	-	-	-	-
47	Cat dan Varnis	1,029	-	-	-
48	Produk Farmaseutikal, Kimia Perubatan & Botani	-	-	-	-
49	Sabun & Bahan Pencuci, Pencuci dan Pengilat, Pewangi dan Dandanan Diri	-	-	-	-
50	Produk Kimia Lain	-	-	-	-
51	Tayar dan Tiub Getah	-	-	-	-
52	Prosesan Getah	-	-	-	-
53	Sarung Tangan Getah	-	-	-	-
54	Produk Getah Lain	-	-	4,545	3,036
55	Produk Plastik	3,282	5,961	362	465
56	Kaca dan Produk Kaca	-	-	-	65,246
57	Produk Refraktori, Tanah Liat, Porselin dan Seramik	-	-	-	-
58	Simen, Kapur dan Plaster	-	-	74	-
59	Produk Mineral bukan Logam	-	-	121	-
60	Besi dan Keluli Asas	-	-	2,497	-
61	Logam Asas Berharga dan Logam bukan Ferus Lain	-	-	-	617
62	Pengacuan Logam	-	-	-	-
63	Produk Struktur Logam, Tangki, Takungan dan Penjana Wap	-	-	-	-
64	Produk Logam Lain yang Direka	-	779	3,839	-

Jadual 2: Jadual Pengeluaran Domestik pada Harga Asas, Aktiviti mengikut Komoditi (RM'000), 2019

Table 2: Domestic Production Tables at Basic Prices, Activity by Commodity (RM'000), 2019

Alatan Pendawaian, Kelengkapan Pencahayaan Elektrik dan Elektrik Lain *Wiring Devices, Electric Lighting and Other Electrical Equipment*	Komponen dan Papan Elektronik *Electronic Components and Boards*	Peralatan Komunikasi dan Elektronik Pengguna *Communication Equipment and Consumer Electronics*	Peralatan Penyinaran, Perubatan Elektro dan Elektroterapeutik *Irradiation, Electro Medical and Electrotherapeutic Equipment*	Commodity / Activity	
73	74	75	76		
-	-	-	-	***Paddy***	***1***
-	-	-	-	***Food Crops***	***2***
-	-	-	-	***Vegetables***	***3***
-	-	-	-	***Fruits***	***4***
-	-	-	-	***Rubber***	***5***
-	-	-	-	***Oil Palm***	***6***
-	-	-	-	***Flower Plants***	***7***
-	-	-	-	***Other Agriculture***	***8***
-	-	-	-	***Poultry Farming***	***9***
-	-	-	-	***Other Livestock***	***10***
-	-	-	-	***Forestry and Logging***	***11***
-	-	-	-	***Fishing and Aquaculture***	***12***
-	-	-	-	***Crude Oil and Natural Gas***	***13***
-	-	-	-	***Mining of Metal Ores***	***14***
-	-	-	-	***Quarrying of Stone, Sand and Clay***	***15***
-	-	-	-	***Other Mining and Quarrying***	***16***
-	-	-	-	***Processing and Preserving of Meat***	***17***
-	-	-	-	***Processing and Preserving of Seafood***	***18***
-	-	-	-	***Processing and Preserving of Fruits & Vegetables***	***19***
-	-	-	-	***Dairy Products***	***20***
-	-	-	-	***Vegetable & Animal Oils and Fats***	***21***
-	-	-	-	***Grain Mill Products, Starches and Starch Products***	***22***
-	-	-	-	***Bakery Products***	***23***
-	-	-	-	***Confectionery***	***24***
-	-	-	-	***Other Food Processing***	***25***
-	-	-	-	***Prepared Animal Feeds***	***26***
-	-	-	-	***Spirits, Wines and Liquors***	***27***
-	-	-	-	***Soft Drinks, Mineral Waters and Other Bottled Waters***	***28***
-	-	-	-	***Tobacco Products***	***29***
-	-	-	-	***Preparation, Spinning and Weaving of Textiles***	***30***
-	-	-	-	***Finishing of Textiles***	***31***
-	-	-	-	***Other Textiles***	***32***
-	-	-	-	***Wearing Apparel***	***33***
-	-	-	-	***Leather Products***	***34***
-	-	-	-	***Footwear***	***35***
-	-	-	-	***Sawmilling and Planning of Wood***	***36***
-	-	-	-	***Veneer Sheets and Wood-based Panels***	***37***
-	-	-	-	***Builders' Carpentry and Joinery***	***38***
-	-	-	-	***Wooden Containers and Other Wood Products***	***39***
-	-	-	-	***Paper and Paper Products***	***40***
-	-	-	-	***Furniture***	***41***
-	-	-	-	***Reproduction of Recorded Media***	***42***
-	-	-	-	***Printing***	***43***
-	-	-	-	***Coke and Refined Petroleum Products***	***44***
752	-	-	11,937	***Basic Chemicals***	***45***
-	-	-	-	***Fertilizers and Nitrogen Compounds***	***46***
-	1,901	-	-	***Paints and Varnishes***	***47***
-	-	-	117	***Pharmaceuticals, Medicinal Chemical & Botanical Products***	***48***
-	-	-	-	***Soaps & Detergents, Cleaning & Polishing, Perfumes and Toilet Preparations***	***49***
-	312	-	-	***Other Chemicals Products***	***50***
-	-	-	-	***Rubber Tyres and Tubes***	***51***
-	-	-	-	***Rubber Processing***	***52***
-	-	-	-	***Rubber Gloves***	***53***
288	118	-	-	***Other Rubber Products***	***54***
612	14,643	20,081	-	***Plastic Products***	***55***
-	-	-	-	***Glass and Glass Products***	***56***
-	-	-	-	***Refractory, Clay, Porcelain and Ceramic Products***	***57***
-	-	-	-	***Cement, Lime and Plaster***	***58***
-	123	-	-	***Non-Metallic Mineral Products***	***59***
848	22,521	-	-	***Basic Iron and Steel***	***60***
-	546	2,523	-	***Basic Precious and Other Non-Ferrous Metals***	***61***
-	-	-	-	***Casting of Metals***	***62***
3,931	-	-	-	***Structural Metal Products, Tanks, Reservoirs and Steam Generators***	***63***
858	20,466	-	-	***Other Fabricated Metal Products***	***64***

Jadual 2: Jadual Pengeluaran Domestik pada Harga Asas, Aktiviti mengikut Komoditi (RM'000), 2019

Table 2: Domestic Production Tables at Basic Prices, Activity by Commodity (RM'000), 2019

	Aktiviti \ Komoditi	Komputer, Peranti, Mesin dan Kelengkapan Pejabat *Computers, Peripheral, Office Machinery and Equipment*	Motor Elektrik, Penjana dan Transformer *Electric Motors, Generators and Transformers*	Perkakasan Pengagihan & Pengawalan Elektrik, Bateri dan Akumulator *Electricity Distribution & Control Apparatus, Batteries and Accumulators*	Kabel Gentian Optikal, Elektronik dan Elektrik Lain *Fibre Optic, Electronic and Other Electric Cables*
		69	70	71	72
65	Enjin & Turbin, Alatan Kuasa Bendalir, Pam, Pemampat Lain, Kepala Paip dan Injap Lain	-	-	-	-
66	Jentera Kegunaan Umum Lain	3,792	-	225	-
67	Senjata, Peluru dan Mesin bertujuan Khas	-	-	77,567	-
68	Perkakasan Domestik	783	-	10,340	-
69	Komputer, Peranti, Mesin dan Kelengkapan Pejabat	34,305,338	-	-	6,648
70	Motor Elektrik, Penjana dan Transformer	-	3,495,333	33,882	-
71	Perkakasan Pengagihan & Pengawalan Elektrik, Bateri dan Akumulator	56,479	89,586	10,820,790	2,508
72	Kabel Gentian Optikal, Elektronik dan Elektrik Lain	-	633	66,558	11,836,033
73	Alatan Pendawaian, Kelengkapan Pencahayaan Elektrik dan Elektrik Lain	-	2,834	19,198	-
74	Komponen dan Papan Elektronik	7,936,984	6,498	2,032	102,277
75	Peralatan Komunikasi dan Elektronik Pengguna	16,017	2,950	1,333,645	15,400
76	Peralatan Penyinaran, Perubatan Elektro dan Elektroterapeutik	-	-	-	-
77	Kelengkapan Mengukur, Menguji, Memandu Arah dan Kawalan	7,340	-	-	-
78	Instrumen Optikal, Alatan Fotografi, Media Magnetik dan Optikal	-	-	85	-
79	Jam Tangan dan Jam	3,865	-	-	-
80	Kenderaan Bermotor, Treler dan Semi Treler	17,983	-	22,775	44
81	Motosikal	-	-	-	-
82	Kapal, Bot, Basikal dan 'Invalid Carriages'	-	-	-	-
83	Kelengkapan Pengangkutan Lain	-	-	-	-
84	Pembuatan Lain	32,019	-	84,108	-
85	Pembaikan & Pemasangan Mesin dan Kelengkapan	393	-	17,909	-
86	Elektrik dan Gas	-	-	-	-
87	Air	-	-	-	-
88	Pembetungan, Pengurusan Sisa & Aktiviti Pemulihan	-	-	-	-
89	Bangunan Kediaman	-	-	-	-
90	Bangunan Bukan Kediaman	-	-	-	-
91	Kejuruteraan Awam	-	-	-	-
92	Aktiviti Pembinaan Pertukangan Khas	-	-	-	-
93	Perdagangan Borong & Runcit, Pembaikan Kenderaan Bermotor dan Motosikal	-	-	-	-
94	Penginapan	-	-	-	-
95	Makanan dan Minuman	-	-	-	-
96	Pengangkutan Darat	-	-	-	-
97	Pengangkutan Air	-	-	-	-
98	Pengangkutan Udara	-	-	-	-
99	Penggudangan dan Aktiviti Sokongan untuk Pengangkutan	-	-	-	-
100	Perkhidmatan berkaitan Pengangkutan Air dan Udara	-	-	-	-
101	Perkhidmatan Operasi Lebuhraya, Jambatan dan Terowong	-	-	-	-
102	Perkhidmatan Pos dan Kurier	-	-	-	-
103	Aktiviti Penerbitan	-	-	-	-
104	Telekomunikasi	-	-	-	-
105	Aktiviti Wayang Gambar, Pemprograman dan Penyiaran	-	-	-	-
106	Perkhidmatan Komputer dan Maklumat	-	-	-	-
107	Perantaraan Kewangan	-	-	-	-
108	Perkhidmatan Kewangan Lain	-	-	-	-
109	Insurans/ Takaful dan Tabungan Pencen	-	-	-	-
110	Aktiviti Sokongan Perkhidmatan Kewangan dan Insurans/ Takaful	-	-	-	-
111	Hartanah	-	-	-	-
112	Pemilikan Kediaman	-	-	-	-
113	Sewaan dan Pajakan	-	-	-	-
114	Penyelidikan dan Pembangunan Saintifik	-	-	-	-
115	Profesional	-	-	-	-
116	Perkhidmatan Perniagaan	-	-	-	-
117	Pentadbiran Awam	-	-	-	-
118	Pendidikan	-	-	-	-
119	Kesihatan	-	-	-	-
120	Ketenteraman dan Keselamatan Awam	-	-	-	-
121	Pentadbiran Awam Lain	-	-	-	-
122	Institusi bukan Keuntungan yang Berkhidmat kepada Isi Rumah	-	-	-	-
123	Kesenian, Hiburan dan Rekreasi	-	-	-	-
124	Perkhidmatan Swasta Lain	-	-	-	-
	JUMLAH OUTPUT KOMODITI	42,394,521	3,604,572	12,503,777	12,032,636
	Pembelian Langsung oleh Residen di Luar Negeri	-	-	-	-

Jadual 2: Jadual Pengeluaran Domestik pada Harga Asas, Aktiviti mengikut Komoditi (RM'000), 2019

Table 2: Domestic Production Tables at Basic Prices, Activity by Commodity (RM'000), 2019

Alatan Pendawaian, Kelengkapan Pencahayaan Elektrik dan Elektrik Lain *Wiring Devices, Electric Lighting and Other Electrical Equipment*	**Komponen dan Papan Elektronik** *Electronic Components and Boards*	**Peralatan Komunikasi dan Elektronik Pengguna** *Communication Equipment and Consumer Electronics*	**Peralatan Penyinaran, Perubatan Elektro dan Elektroterapeutik** *Irradiation, Electro Medical and Electrotherapeutic Equipment*	***Commodity*** / ***Activity***	
73	**74**	**75**	**76**		
-	411	-	-	***Engines & Turbines, Fluid Power Equipment, Other Pumps, Compressors, Taps and Valves***	***65***
-	1,128	2,831	-	***Other General Purpose Machinery***	***66***
2,453	54,876	-	729	***Weapons, Ammunition and Special Purpose Machinery***	***67***
3,042	44,097	51	-	***Domestic Appliances***	***68***
-	397,639	20,168	-	***Computers, Peripheral, Office Equipment and Machinery***	***69***
364,732	2,093	-	-	***Electric Motors, Generators and Transformers***	***70***
9,478	143,984	245	2,691	***Electricity Distribution & Control Apparatus, Batteries and Accumulators***	***71***
9,394	17,125	-	-	***Fibre Optic, Electronic and Other Electric Cables***	***72***
4,722,402	2,955	142	-	***Wiring Devices, Electric Lighting Equipment and Other Electrical***	***73***
29,576	183,195,408	96,245	6,149	***Electronic Components and Boards***	***74***
16,622	8,016,878	75,735,889	967	***Communication Equipment and Consumer Electronics***	***75***
-	-	-	3,782,173	***Irradiation Equipment, Electro Medical and Electrotherapeutic***	***76***
-	42,185	395,603	193,435	***Measuring Equipment, Testing, Navigating and Control***	***77***
-	-	-	-	***Optical Instruments, Photographic Equipment, Magnetic and Optical Media***	***78***
-	-	-	-	***Watches and Clocks***	***79***
131,348	7,744	3,261	-	***Motor Vehicles, Trailers and Semi Trailers***	***80***
-	-	-	-	***Motorcycles***	***81***
-	-	-	-	***Ships, Boats, Bicycles and Invalid Carriages***	***82***
-	-	-	-	***Other Transport Equipment***	***83***
8,988	891	-	74	***Other Manufacturing***	***84***
54	2,062	-	-	***Repair & Installation of Machinery and Equipment***	***85***
-	-	-	-	***Electricity and Gas***	***86***
-	-	-	-	***Water***	***87***
-	-	-	-	***Sewerage, Waste Management & Remediation Activities***	***88***
-	-	-	-	***Residential Buildings***	***89***
-	-	-	-	***Non-Residential Buildings***	***90***
-	-	-	-	***Civil Engineering***	***91***
-	-	-	-	***Specialised Construction Activities***	***92***
-	-	-	-	***Wholesale & Retail Trade, Repair of Motor Vehicles and Motorcycles***	***93***
-	-	-	-	***Accommodation***	***94***
-	-	-	-	***Food and Beverage***	***95***
-	-	-	-	***Land Transport***	***96***
-	-	-	-	***Water Transport***	***97***
-	-	-	-	***Air Transport***	***98***
-	-	-	-	***Warehousing and Support Activities for Transportation***	***99***
-	-	-	-	***Services Incidental to Water and Air Transportation***	***100***
-	-	-	-	***Highway Operation Services, Bridge and Tunnel***	***101***
-	-	-	-	***Postal and Courier Activities***	***102***
-	-	-	-	***Publishing Activities***	***103***
-	-	-	-	***Telecommunications***	***104***
-	-	-	-	***Motion Picture, Programming and Broadcasting Activities***	***105***
-	-	-	-	***Computer and Information Services***	***106***
-	-	-	-	***Monetary Intermediation***	***107***
-	-	-	-	***Other Financial Service***	***108***
-	-	-	-	***Insurance/ Takaful and Pension Funding***	***109***
-	-	-	-	***Activities Auxiliary to Financial Service and Insurance/ Takaful***	***110***
-	-	-	-	***Real Estate***	***111***
-	-	-	-	***Ownership of Dwellings***	***112***
-	-	-	-	***Rental and Leasing***	***113***
-	-	-	-	***Scientific Research and Development***	***114***
-	-	-	-	***Professional***	***115***
-	-	-	-	***Business Services***	***116***
-	-	-	-	***Public Administration***	***117***
-	-	-	-	***Education***	***118***
-	-	-	-	***Health***	***119***
-	-	-	-	***Public Order and Safety***	***120***
-	-	-	-	***Other Public Administration***	***121***
-	-	-	-	***Non-Profit Institutions Serving Households***	***122***
-	-	-	-	***Arts, Entertainment and Recreation***	***123***
-	-	-	-	***Other Private Services***	***124***
5,305,379	**191,990,105**	**76,277,038**	**3,998,270**	***TOTAL COMMODITY OUTPUT***	
-	-	-	-	***Direct Purchases Abroad by Residents***	

Jadual 2: Jadual Pengeluaran Domestik pada Harga Asas, Aktiviti mengikut Komoditi (RM'000), 2019

Table 2: Domestic Production Tables at Basic Prices, Activity by Commodity (RM'000), 2019

	Aktiviti \ Komoditi	Kelengkapan Mengukur, Menguji,Memandu Arah dan Kawalan *Measuring, Testing, Navigating and Control Equipment*	Instrumen Optikalal, Alatan Fotografi, Media Magnetik dan Optikal *Optical Instruments, Photographic Equipment, Magnetic and Optical Media*	Jam Tangan dan Jam *Watches and Clocks*	Kenderaan Bermotor, Treler dan Semi Treler *Motor Vehicles, Trailers and Semi Trailers*
		77	78	79	80
1	Padi	-	-	-	-
2	Tanaman Makanan	-	-	-	-
3	Sayur-sayuran	-	-	-	-
4	Buah-buahan	-	-	-	-
5	Getah	-	-	-	-
6	Kelapa Sawit	-	-	-	-
7	Tanaman Bunga	-	-	-	-
8	Pertanian Lain	-	-	-	-
9	Ternakan Ayam dan Itik	-	-	-	-
10	Ternakan Lain	-	-	-	-
11	Perhutanan dan Pembalakan	-	-	-	-
12	Perikanan dan Akuakultur	-	-	-	-
13	Minyak Mentah dan Gas Asli	-	-	-	-
14	Perlombongan Bijih Besi	-	-	-	-
15	Pengkuarian Batu, Pasir dan Tanah Liat	-	-	-	-
16	Perlombongan dan Pengkuarian Lain	-	-	-	-
17	Pemprosesan dan Pengawetan Daging	-	-	-	-
18	Pemprosesan dan Pengawetan Makanan Laut	-	-	-	-
19	Pemprosesan dan Pengawetan Buah-buahan & Sayur-sayuran	-	-	-	-
20	Produk Tenusu	-	-	-	-
21	Minyak & Lemak Sayuran dan Haiwan	-	-	-	-
22	Produk Bijian, Kanji dan Produk Berkanji	-	-	-	-
23	Produk Bakeri	-	-	-	-
24	Manisan	-	-	-	-
25	Prosesan Makanan Lain	-	-	-	-
26	Makanan Haiwan Tersedia	-	-	-	-
27	Spirit, Wain dan Minuman Keras	-	-	-	-
28	Minuman Ringan, Air Mineral & Minuman Lain yang Dibotolkan	-	-	-	-
29	Produk Tembakau	-	-	-	-
30	Penyediaan, Pemintalan dan Penenunan Tekstil	-	-	-	-
31	Penyiapan Akhir Tekstil	-	-	-	-
32	Tekstil Lain	-	-	-	25,272
33	Pakaian	-	-	-	-
34	Produk Kulit	-	-	-	-
35	Kasut	-	-	-	-
36	Pengilangan dan Pengetaman Kayu	-	-	-	-
37	Kepingan Venier dan Panel berasaskan Kayu	-	-	-	-
38	Pertukangan Kayu dan Tanggam untuk Jurubina	-	-	-	-
39	Bekas Kayu dan Produk Kayu Lain	-	-	-	-
40	Kertas dan Produk Kertas	319	-	-	141,311
41	Perabot	-	-	-	197
42	Penerbitan Semula Media Rakaman	-	-	-	-
43	Percetakan	-	1,114	-	-
44	Kok dan Produk Petroleum Bertapis	-	-	-	-
45	Kimia Asas	-	-	-	-
46	Baja dan Sebatian Nitrogen	-	-	-	-
47	Cat dan Varnis	-	-	-	-
48	Produk Farmaseutikal, Kimia Perubatan & Botani	-	-	-	-
49	Sabun & Bahan Pencuci, Pencuci dan Pengilat, Pewangi dan Dandanan Diri	-	-	-	-
50	Produk Kimia Lain	-	-	-	-
51	Tayar dan Tiub Getah	-	-	-	-
52	Prosesan Getah	-	-	-	-
53	Sarung Tangan Getah	-	-	-	-
54	Produk Getah Lain	-	-	-	60
55	Produk Plastik	-	-	-	-
56	Kaca dan Produk Kaca	-	-	-	-
57	Produk Refraktori, Tanah Liat, Porselin dan Seramik	-	-	-	-
58	Simen, Kapur dan Plaster	-	-	-	-
59	Produk Mineral bukan Logam	-	-	-	-
60	Besi dan Keluli Asas	-	-	-	76,034
61	Logam Asas Berharga dan Logam bukan Ferus Lain	-	-	-	-
62	Pengacuan Logam	-	-	-	248
63	Produk Struktur Logam, Tangki, Takungan dan Penjana Wap	-	-	-	22,077
64	Produk Logam Lain yang Direka	962	-	-	29,350

Jadual 2: Jadual Pengeluaran Domestik pada Harga Asas, Aktiviti mengikut Komoditi (RM'000), 2019

Table 2: Domestic Production Tables at Basic Prices, Activity by Commodity (RM'000), 2019

Motosikal *Motorcycles*	**Kapal, Bot, Basikal dan *Invalid Carriages*** *Ships, Boats, Bicycles and Invalid Carriages*	**Kelengkapan Pengangkutan Lain** *Other Transport Equipment*	**Pembuatan Lain** *Other Manufacturing*	***Commodity*** / ***Activity***	
81	**82**	**83**	**84**		
-	-	-	-	***Paddy***	***1***
-	-	-	-	***Food Crops***	***2***
-	-	-	-	***Vegetables***	***3***
-	-	-	-	***Fruits***	***4***
-	-	-	-	***Rubber***	***5***
-	-	-	-	***Oil Palm***	***6***
-	-	-	-	***Flower Plants***	***7***
-	-	-	-	***Other Agriculture***	***8***
-	-	-	-	***Poultry Farming***	***9***
-	-	-	-	***Other Livestock***	***10***
-	-	-	-	***Forestry and Logging***	***11***
-	-	-	-	***Fishing and Aquaculture***	***12***
-	-	-	-	***Crude Oil and Natural Gas***	***13***
-	-	-	-	***Mining of Metal Ores***	***14***
-	-	-	-	***Quarrying of Stone, Sand and Clay***	***15***
-	-	-	-	***Other Mining and Quarrying***	***16***
-	-	-	462	***Processing and Preserving of Meat***	***17***
-	-	-	21,509	***Processing and Preserving of Seafood***	***18***
-	-	-	23,576	***Processing and Preserving of Fruits & Vegetables***	***19***
-	-	-	203	***Dairy Products***	***20***
-	-	-	191,797	***Vegetable & Animal Oils and Fats***	***21***
-	-	-	26,779	***Grain Mill Products, Starches and Starch Products***	***22***
-	-	-	4,490	***Bakery Products***	***23***
-	-	-	756	***Confectionery***	***24***
-	-	-	4,414	***Other Food Processing***	***25***
-	-	-	7,876	***Prepared Animal Feeds***	***26***
-	-	-	1,442	***Spirits, Wines and Liquors***	***27***
-	-	-	5,397	***Soft Drinks, Mineral Waters and Other Bottled Waters***	***28***
-	-	-	18	***Tobacco Products***	***29***
-	-	-	3,685	***Preparation, Spinning and Weaving of Textiles***	***30***
-	-	-	752	***Finishing of Textiles***	***31***
-	-	-	4,548	***Other Textiles***	***32***
-	-	-	6,084	***Wearing Apparel***	***33***
-	-	-	684	***Leather Products***	***34***
-	-	-	1,053	***Footwear***	***35***
-	-	-	59,069	***Sawmilling and Planning of Wood***	***36***
-	-	-	30,215	***Veneer Sheets and Wood-based Panels***	***37***
-	-	-	17,712	***Builders' Carpentry and Joinery***	***38***
-	-	-	5,599	***Wooden Containers and Other Wood Products***	***39***
-	-	-	190,770	***Paper and Paper Products***	***40***
-	-	-	30,913	***Furniture***	***41***
-	-	-	-	***Reproduction of Recorded Media***	***42***
-	-	-	47,594	***Printing***	***43***
-	-	-	869,774	***Coke and Refined Petroleum Products***	***44***
-	-	-	63,308	***Basic Chemicals***	***45***
-	-	-	19	***Fertilizers and Nitrogen Compounds***	***46***
1,160	-	-	11,005	***Paints and Varnishes***	***47***
-	-	-	8,127	***Pharmaceuticals, Medicinal Chemical & Botanical Products***	***48***
-	-	-	10,079	***Soaps & Detergents, Cleaning & Polishing, Perfumes and Toilet Preparations***	***49***
-	-	-	14,591	***Other Chemicals Products***	***50***
-	-	-	11,544	***Rubber Tyres and Tubes***	***51***
-	-	-	18,140	***Rubber Processing***	***52***
-	-	-	38,110	***Rubber Gloves***	***53***
-	-	3,259	7,461	***Other Rubber Products***	***54***
488	-	-	112,924	***Plastic Products***	***55***
-	263	-	72,823	***Glass and Glass Products***	***56***
-	-	-	8,799	***Refractory, Clay, Porcelain and Ceramic Products***	***57***
-	-	-	463,888	***Cement, Lime and Plaster***	***58***
-	5	-	6,529	***Non-Metallic Mineral Products***	***59***
-	144	-	166,915	***Basic Iron and Steel***	***60***
-	-	-	42,125	***Basic Precious and Other Non-Ferrous Metals***	***61***
-	-	-	23,028	***Casting of Metals***	***62***
-	27,185	48	22,304	***Structural Metal Products, Tanks, Reservoirs and Steam Generators***	***63***
6,451	-	-	227,333	***Other Fabricated Metal Products***	***64***

Jadual 2: Jadual Pengeluaran Domestik pada Harga Asas, Aktiviti mengikut Komoditi (RM'000), 2019

Table 2: Domestic Production Tables at Basic Prices, Activity by Commodity (RM'000), 2019

	Aktiviti \ Komoditi	Kelengkapan Mengukur, Menguji,Memandu Arah dan Kawalan *Measuring, Testing, Navigating and Control Equipment*	Instrumen Optikalal, Alatan Fotografi, Media Magnetik dan Optikal *Optical Instruments, Photographic Equipment, Magnetic and Optical Media*	Jam Tangan dan Jam *Watches and Clocks*	Kenderaan Bermotor, Treler dan Semi Treler *Motor Vehicles, Trailers and Semi Trailers*
		77	78	79	80
65	Enjin & Turbin, Alatan Kuasa Bendalir, Pam, Pemampat Lain, Kepala Paip dan Injap Lain	-	-	-	11,540
66	Jentera Kegunaan Umum Lain	461	2,876	-	16,197
67	Senjata, Peluru dan Mesin bertujuan Khas	754	-	-	-
68	Perkakasan Domestik	-	4,917	-	-
69	Komputer, Peranti, Mesin dan Kelengkapan Pejabat	7,532	339,814	-	-
70	Motor Elektrik, Penjana dan Transformer	22,928	-	-	-
71	Perkakasan Pengagihan & Pengawalan Elektrik, Bateri dan Akumulator	7	-	-	3,814
72	Kabel Gentian Optikal, Elektronik dan Elektrik Lain	-	1,448,975	-	-
73	Alatan Pendawaian, Kelengkapan Pencahayaan Elektrik dan Elektrik Lain	4,689	-	-	-
74	Komponen dan Papan Elektronik	57,033	2,698,854	409	1,237
75	Peralatan Komunikasi dan Elektronik Pengguna	4,565,382	1,233,744	180,436	20,479
76	Peralatan Penyinaran, Perubatan Elektro dan Elektroterapeutik	-	-	-	-
77	Kelengkapan Mengukur, Menguji, Memandu Arah dan Kawalan	5,716,955	-	242	-
78	Instrumen Optikal, Alatan Fotografi, Media Magnetik dan Optikal	-	3,032,205	-	-
79	Jam Tangan dan Jam	-	-	1,149,050	-
80	Kenderaan Bermotor, Treler dan Semi Treler	214,442	-	-	55,096,360
81	Motosikal	-	-	-	-
82	Kapal, Bot, Basikal dan 'Invalid Carriages'	-	-	-	3,735,974
83	Kelengkapan Pengangkutan Lain	-	-	-	11,321
84	Pembuatan Lain	-	9,610	-	-
85	Pembaikan & Pemasangan Mesin dan Kelengkapan	-	-	-	2,579
86	Elektrik dan Gas	-	-	-	-
87	Air	-	-	-	-
88	Pembetungan, Pengurusan Sisa & Aktiviti Pemulihan	-	-	-	-
89	Bangunan Kediaman	-	-	-	-
90	Bangunan Bukan Kediaman	-	-	-	-
91	Kejuruteraan Awam	-	-	-	-
92	Aktiviti Pembinaan Pertukangan Khas	-	-	-	-
93	Perdagangan Borong & Runcit, Pembaikan Kenderaan Bermotor dan Motosikal	-	-	-	-
94	Penginapan	-	-	-	-
95	Makanan dan Minuman	-	-	-	-
96	Pengangkutan Darat	-	-	-	-
97	Pengangkutan Air	-	-	-	-
98	Pengangkutan Udara	-	-	-	-
99	Penggudangan dan Aktiviti Sokongan untuk Pengangkutan	-	-	-	-
100	Perkhidmatan berkaitan Pengangkutan Air dan Udara	-	-	-	-
101	Perkhidmatan Operasi Lebuhraya, Jambatan dan Terowong	-	-	-	-
102	Perkhidmatan Pos dan Kurier	-	-	-	-
103	Aktiviti Penerbitan	-	-	-	-
104	Telekomunikasi	-	-	-	-
105	Aktiviti Wayang Gambar, Pemprograman dan Penyiaran	-	-	-	-
106	Perkhidmatan Komputer dan Maklumat	-	-	-	-
107	Perantaraan Kewangan	-	-	-	-
108	Perkhidmatan Kewangan Lain	-	-	-	-
109	Insurans/ Takaful dan Tabungan Pencen	-	-	-	-
110	Aktiviti Sokongan Perkhidmatan Kewangan dan Insurans/ Takaful	-	-	-	-
111	Hartanah	-	-	-	-
112	Pemilikan Kediaman	-	-	-	-
113	Sewaan dan Pajakan	-	-	-	-
114	Penyelidikan dan Pembangunan Saintifik	-	-	-	-
115	Profesional	-	-	-	-
116	Perkhidmatan Perniagaan	-	-	-	-
117	Pentadbiran Awam	-	-	-	-
118	Pendidikan	-	-	-	-
119	Kesihatan	-	-	-	-
120	Ketenteraman dan Keselamatan Awam	-	-	-	-
121	Pentadbiran Awam Lain	-	-	-	-
122	Institusi bukan Keuntungan yang Berkhidmat kepada Isi Rumah	-	-	-	-
123	Kesenian, Hiburan dan Rekreasi	-	-	-	-
124	Perkhidmatan Swasta Lain	-	-	-	-
	JUMLAH OUTPUT KOMODITI	10,591,463	8,772,110	1,330,137	59,194,052
	Pembelian Langsung oleh Residen di Luar Negeri	-	-	-	-

Jadual 2: Jadual Pengeluaran Domestik pada Harga Asas, Aktiviti mengikut Komoditi (RM'000), 2019

Table 2: Domestic Production Tables at Basic Prices, Activity by Commodity (RM'000), 2019

Motosikal *Motorcycles*	**Kapal, Bot, Basikal dan *Invalid Carriages*** *Ships, Boats, Bicycles and Invalid Carriages*	**Kelengkapan Pengangkutan Lain** *Other Transport Equipment*	**Pembuatan Lain** *Other Manufacturing*	***Commodity*** / ***Activity***	
81	**82**	**83**	**84**		
-	-	-	697	***Engines & Turbines, Fluid Power Equipment, Other Pumps, Compressors, Taps and Valves***	***65***
172	-	-	24,696	***Other General Purpose Machinery***	***66***
-	-	-	17,483	***Weapons, Ammunition and Special Purpose Machinery***	***67***
-	-	-	7,092	***Domestic Appliances***	***68***
-	-	-	188,888	***Computers, Peripheral, Office Equipment and Machinery***	***69***
-	-	-	27,808	***Electric Motors, Generators and Transformers***	***70***
-	-	-	20,555	***Electricity Distribution & Control Apparatus, Batteries and Accumulators***	***71***
-	-	-	55,427	***Fibre Optic, Electronic and Other Electric Cables***	***72***
-	-	-	14,516	***Wiring Devices, Electric Lighting Equipment and Other Electrical***	***73***
4,842	-	-	405,357	***Electronic Components and Boards***	***74***
-	-	-	37,733	***Communication Equipment and Consumer Electronics***	***75***
-	41,416	-	466,965	***Irradiation Equipment, Electro Medical and Electrotherapeutic***	***76***
-	-	-	78,013	***Measuring Equipment, Testing, Navigating and Control***	***77***
-	-	-	506	***Optical Instruments, Photographic Equipment, Magnetic and Optical Media***	***78***
-	-	-	646	***Watches and Clocks***	***79***
22,711	2,517	-	113,873	***Motor Vehicles, Trailers and Semi Trailers***	***80***
3,000,383	1,930	92,542	3,730	***Motorcycles***	***81***
-	16,258,046	-	2,238	***Ships, Boats, Bicycles and Invalid Carriages***	***82***
-	-	7,106,004	1,911	***Other Transport Equipment***	***83***
-	116	-	10,737,213	***Other Manufacturing***	***84***
-	-	-	2,383	***Repair & Installation of Machinery and Equipment***	***85***
-	-	-	-	***Electricity and Gas***	***86***
-	-	-	-	***Water***	***87***
-	-	-	-	***Sewerage, Waste Management & Remediation Activities***	***88***
-	-	-	-	***Residential Buildings***	***89***
-	-	-	-	***Non-Residential Buildings***	***90***
-	-	-	-	***Civil Engineering***	***91***
-	-	-	-	***Specialised Construction Activities***	***92***
-	-	-	-	***Wholesale & Retail Trade, Repair of Motor Vehicles and Motorcycles***	***93***
-	-	-	-	***Accommodation***	***94***
-	-	-	-	***Food and Beverage***	***95***
-	-	-	-	***Land Transport***	***96***
-	-	-	-	***Water Transport***	***97***
-	-	-	-	***Air Transport***	***98***
-	-	-	-	***Warehousing and Support Activities for Transportation***	***99***
-	-	-	-	***Services Incidental to Water and Air Transportation***	***100***
-	-	-	-	***Highway Operation Services, Bridge and Tunnel***	***101***
-	-	-	-	***Postal and Courier Activities***	***102***
-	-	-	-	***Publishing Activities***	***103***
-	-	-	-	***Telecommunications***	***104***
-	-	-	-	***Motion Picture, Programming and Broadcasting Activities***	***105***
-	-	-	-	***Computer and Information Services***	***106***
-	-	-	-	***Monetary Intermediation***	***107***
-	-	-	-	***Other Financial Service***	***108***
-	-	-	-	***Insurance/ Takaful and Pension Funding***	***109***
-	-	-	-	***Activities Auxiliary to Financial Service and Insurance/ Takaful***	***110***
-	-	-	-	***Real Estate***	***111***
-	-	-	-	***Ownership of Dwellings***	***112***
-	-	-	-	***Rental and Leasing***	***113***
-	-	-	-	***Scientific Research and Development***	***114***
-	-	-	-	***Professional***	***115***
-	-	-	-	***Business Services***	***116***
-	-	-	-	***Public Administration***	***117***
-	-	-	49,185	***Education***	***118***
-	-	-	-	***Health***	***119***
-	-	-	-	***Public Order and Safety***	***120***
-	-	-	-	***Other Public Administration***	***121***
-	-	-	-	***Non-Profit Institutions Serving Households***	***122***
-	-	-	-	***Arts, Entertainment and Recreation***	***123***
-	-	-	-	***Other Private Services***	***124***
3,036,207	**16,331,622**	**7,201,853**	**15,143,139**	***TOTAL COMMODITY OUTPUT***	
-	-	-	-	***Direct Purchases Abroad by Residents***	

Jadual 2: Jadual Pengeluaran Domestik pada Harga Asas, Aktiviti mengikut Komoditi (RM'000), 2019

Table 2: Domestic Production Tables at Basic Prices, Activity by Commodity (RM'000), 2019

	Aktiviti / Komoditi	Pembaikan & Pemasangan Mesin dan Kelengkapan *Repair & Installation of Machinery and Equipment*	Elektrik dan Gas *Electricity and Gas*	Wap, Pendingin Udara, Penakungan, Perawatan dan Bekalan Air *Steam, Air Conditioning, Water Collection, Treatment and Supply*	Pembetungan, Pengurusan Sisa dan Aktiviti Pemulihan *Sewerage, Waste Management and Remediation Activities*
		85	86	87	88
1	Padi	-	-	-	-
2	Tanaman Makanan	-	-	-	-
3	Sayur-sayuran	-	-	-	-
4	Buah-buahan	-	-	-	-
5	Getah	-	-	-	-
6	Kelapa Sawit	-	-	-	-
7	Tanaman Bunga	-	-	-	-
8	Pertanian Lain	-	-	-	-
9	Ternakan Ayam dan Itik	-	-	-	-
10	Ternakan Lain	-	-	-	-
11	Perhutanan dan Pembalakan	-	-	-	-
12	Perikanan dan Akuakultur	-	-	-	-
13	Minyak Mentah dan Gas Asli	2,019,205	-	-	-
14	Perlombongan Bijih Besi	1,701	-	-	-
15	Pengkuarian Batu, Pasir dan Tanah Liat	30,118	1,400	-	-
16	Perlombongan dan Pengkuarian Lain	2,150	-	-	-
17	Pemprosesan dan Pengawetan Daging	-	-	-	-
18	Pemprosesan dan Pengawetan Makanan Laut	66,623	-	-	-
19	Pemprosesan dan Pengawetan Buah-buahan & Sayur-sayuran	-	-	-	-
20	Produk Tenusu	-	-	-	-
21	Minyak & Lemak Sayuran dan Haiwan	10,493	-	-	-
22	Produk Bijian, Kanji dan Produk Berkanji	-	-	-	-
23	Produk Bakeri	84	-	-	-
24	Manisan	-	-	-	-
25	Prosesan Makanan Lain	3,383	-	-	-
26	Makanan Haiwan Tersedia	-	-	-	-
27	Spirit, Wain dan Minuman Keras	-	-	-	-
28	Minuman Ringan, Air Mineral & Minuman Lain yang Dibotolkan	1,049	-	-	-
29	Produk Tembakau	-	-	-	-
30	Penyediaan, Pemintalan dan Penenunan Tekstil	-	-	-	-
31	Penyiapan Akhir Tekstil	-	-	-	-
32	Tekstil Lain	6,263	-	-	-
33	Pakaian	742	-	-	-
34	Produk Kulit	4	-	-	-
35	Kasut	-	-	-	-
36	Pengilangan dan Pengetaman Kayu	55,677	-	-	-
37	Kepingan Venier dan Panel berasaskan Kayu	781	-	-	-
38	Pertukangan Kayu dan Tanggam untuk Jurubina	130	-	-	-
39	Bekas Kayu dan Produk Kayu Lain	18,492	-	-	-
40	Kertas dan Produk Kertas	2,860	-	-	-
41	Perabot	5,905	-	-	-
42	Penerbitan Semula Media Rakaman	-	-	-	-
43	Percetakan	36,083	-	-	-
44	Kok dan Produk Petroleum Bertapis	2,942,569	-	-	-
45	Kimia Asas	8,481	-	-	-
46	Baja dan Sebatian Nitrogen	37	-	-	-
47	Cat dan Varnis	5,714	-	-	-
48	Produk Farmaseutikal, Kimia Perubatan & Botani	1,795	-	-	-
49	Sabun & Bahan Pencuci, Pencuci dan Pengilat, Pewangi dan Dandanan Diri	-	-	-	-
50	Produk Kimia Lain	2,018	-	-	-
51	Tayar dan Tiub Getah	1,945	-	-	-
52	Prosesan Getah	396	-	-	-
53	Sarung Tangan Getah	6,762	-	-	-
54	Produk Getah Lain	195	-	-	-
55	Produk Plastik	40,930	-	-	-
56	Kaca dan Produk Kaca	3,152	-	-	-
57	Produk Refraktori, Tanah Liat, Porselin dan Seramik	496	-	-	-
58	Simen, Kapur dan Plaster	235	-	-	-
59	Produk Mineral bukan Logam	16,639	-	-	-
60	Besi dan Keluli Asas	22,814	-	-	-
61	Logam Asas Berharga dan Logam bukan Ferus Lain	6,894	-	-	-
62	Pengacuan Logam	7,407	-	-	-
63	Produk Struktur Logam, Tangki, Takungan dan Penjana Wap	378,629	-	-	-
64	Produk Logam Lain yang Direka	205,391	-	-	-

Jadual 2: Jadual Pengeluaran Domestik pada Harga Asas, Aktiviti mengikut Komoditi (RM'000), 2019

Table 2: Domestic Production Tables at Basic Prices, Activity by Commodity (RM'000), 2019

Bangunan Kediaman *Residential Buildings*	Bangunan Bukan Kediaman *Non-Residential Buildings*	Kejuruteraan Awam *Civil Engineering*	Aktiviti Pembinaan Pertukangan Khas *Specialized Construction Activities*	*Commodity* / *Activity*	
89	90	91	92		
-	-	-	-	*Paddy*	1
-	-	-	-	*Food Crops*	2
-	-	-	-	*Vegetables*	3
-	-	-	-	*Fruits*	4
-	-	-	-	*Rubber*	5
-	-	-	-	*Oil Palm*	6
-	-	-	-	*Flower Plants*	7
-	-	-	-	*Other Agriculture*	8
-	-	-	-	*Poultry Farming*	9
-	-	-	-	*Other Livestock*	10
-	-	-	-	*Forestry and Logging*	11
-	-	-	-	*Fishing and Aquaculture*	12
-	-	-	-	*Crude Oil and Natural Gas*	13
-	-	-	-	*Mining of Metal Ores*	14
-	-	-	183,646	*Quarrying of Stone, Sand and Clay*	15
-	-	-	747	*Other Mining and Quarrying*	16
-	-	-	-	*Processing and Preserving of Meat*	17
-	-	-	-	*Processing and Preserving of Seafood*	18
-	-	-	-	*Processing and Preserving of Fruits & Vegetables*	19
-	-	-	-	*Dairy Products*	20
-	-	-	-	*Vegetable & Animal Oils and Fats*	21
-	-	-	-	*Grain Mill Products, Starches and Starch Products*	22
-	-	-	-	*Bakery Products*	23
-	-	-	-	*Confectionery*	24
-	-	-	-	*Other Food Processing*	25
-	-	-	-	*Prepared Animal Feeds*	26
-	-	-	-	*Spirits, Wines and Liquors*	27
-	-	-	-	*Soft Drinks, Mineral Waters and Other Bottled Waters*	28
-	-	-	-	*Tobacco Products*	29
-	-	-	-	*Preparation, Spinning and Weaving of Textiles*	30
-	-	-	-	*Finishing of Textiles*	31
-	-	-	-	*Other Textiles*	32
-	-	-	-	*Wearing Apparel*	33
-	-	-	-	*Leather Products*	34
-	-	-	-	*Footwear*	35
-	-	-	-	*Sawmilling and Planning of Wood*	36
-	-	-	-	*Veneer Sheets and Wood-based Panels*	37
-	-	-	-	*Builders' Carpentry and Joinery*	38
-	-	-	-	*Wooden Containers and Other Wood Products*	39
-	-	-	-	*Paper and Paper Products*	40
-	-	-	-	*Furniture*	41
-	-	-	-	*Reproduction of Recorded Media*	42
-	-	-	-	*Printing*	43
-	-	-	-	*Coke and Refined Petroleum Products*	44
-	-	-	-	*Basic Chemicals*	45
-	-	-	-	*Fertilizers and Nitrogen Compounds*	46
-	-	-	-	*Paints and Varnishes*	47
-	-	-	-	*Pharmaceuticals, Medicinal Chemical & Botanical Products*	48
-	-	-	-	*Soaps & Detergents, Cleaning & Polishing, Perfumes and Toilet Preparations*	49
-	-	-	-	*Other Chemicals Products*	50
-	-	-	-	*Rubber Tyres and Tubes*	51
-	-	-	-	*Rubber Processing*	52
-	-	-	-	*Rubber Gloves*	53
-	-	-	-	*Other Rubber Products*	54
-	-	-	-	*Plastic Products*	55
-	-	-	-	*Glass and Glass Products*	56
-	-	-	-	*Refractory, Clay, Porcelain and Ceramic Products*	57
-	-	-	-	*Cement, Lime and Plaster*	58
-	-	-	-	*Non-Metallic Mineral Products*	59
-	-	-	-	*Basic Iron and Steel*	60
-	-	-	-	*Basic Precious and Other Non-Ferrous Metals*	61
-	-	-	-	*Casting of Metals*	62
-	-	-	-	*Structural Metal Products, Tanks, Reservoirs and Steam Generators*	63
-	-	-	-	*Other Fabricated Metal Products*	64

Jadual 2: Jadual Pengeluaran Domestik pada Harga Asas, Aktiviti mengikut Komoditi (RM'000), 2019

Table 2: Domestic Production Tables at Basic Prices, Activity by Commodity (RM'000), 2019

	Aktiviti / Komoditi	Pembaikan & Pemasangan Mesin dan Kelengkapan *Repair & Installation of Machinery and Equipment*	Elektrik dan Gas *Electricity and Gas*	Wap, Pendingin Udara, Penakungan, Perawatan dan Bekalan Air *Steam, Air Conditioning, Water Collection, Treatment and Supply*	Pembetungan, Pengurusan Sisa dan Aktiviti Pemulihan *Sewerage, Waste Management and Remediation Activities*
		85	86	87	88
65	Enjin & Turbin, Alatan Kuasa Bendalir, Pam, Pemampat Lain, Kepala Paip dan Injap Lain	3,761	-	-	-
66	Jentera Kegunaan Umum Lain	52,524	-	-	-
67	Senjata, Peluru dan Mesin bertujuan Khas	119,039	-	-	-
68	Perkakasan Domestik	90,043	-	-	-
69	Komputer, Peranti, Mesin dan Kelengkapan Pejabat	597	-	-	-
70	Motor Elektrik, Penjana dan Transformer	48,540	-	-	-
71	Perkakasan Pengagihan & Pengawalan Elektrik, Bateri dan Akumulator	38,852	-	-	-
72	Kabel Gentian Optikal, Elektronik dan Elektrik Lain	10	-	-	-
73	Alatan Pendawaian, Kelengkapan Pencahayaan Elektrik dan Elektrik Lain	2,500	-	-	-
74	Komponen dan Papan Elektronik	30,796	-	-	-
75	Peralatan Komunikasi dan Elektronik Pengguna	68,550	-	-	-
76	Peralatan Penyinaran, Perubatan Elektro dan Elektroterapeutik	21,807	-	-	-
77	Kelengkapan Mengukur, Menguji, Memandu Arah dan Kawalan	112,653	-	-	-
78	Instrumen Optikal, Alatan Fotografi, Media Magnetik dan Optikal	-	-	-	-
79	Jam Tangan dan Jam	-	-	-	-
80	Kenderaan Bermotor, Treler dan Semi Treler	59,201	-	-	-
81	Motosikal	77	-	-	-
82	Kapal, Bot, Basikal dan 'Invalid Carriages'	892,561	-	-	-
83	Kelengkapan Pengangkutan Lain	190,371	-	-	-
84	Pembuatan Lain	32,821	-	-	-
85	Pembaikan & Pemasangan Mesin dan Kelengkapan	10,410,490	-	-	-
86	Elektrik dan Gas	995,080	64,233,612	-	241,991
87	Air	-	-	9,204,726	391,278
88	Pembetungan, Pengurusan Sisa & Aktiviti Pemulihan	-	-	1,402	7,058,529
89	Bangunan Kediaman	-	-	-	-
90	Bangunan Bukan Kediaman	-	-	-	-
91	Kejuruteraan Awam	-	-	-	-
92	Aktiviti Pembinaan Pertukangan Khas	-	-	-	-
93	Perdagangan Borong & Runcit, Pembaikan Kenderaan Bermotor dan Motosikal	-	-	-	-
94	Penginapan	-	-	-	-
95	Makanan dan Minuman	-	-	-	-
96	Pengangkutan Darat	61,417	-	-	-
97	Pengangkutan Air	462	-	-	-
98	Pengangkutan Udara	376,272	-	-	-
99	Penggudangan dan Aktiviti Sokongan untuk Pengangkutan	57,556	-	-	-
100	Perkhidmatan berkaitan Pengangkutan Air dan Udara	1,835	-	-	-
101	Perkhidmatan Operasi Lebuhraya, Jambatan dan Terowong	-	-	-	-
102	Perkhidmatan Pos dan Kurier	-	-	-	-
103	Aktiviti Penerbitan	-	-	-	-
104	Telekomunikasi	-	-	-	-
105	Aktiviti Wayang Gambar, Pemprograman dan Penyiaran	-	-	-	-
106	Perkhidmatan Komputer dan Maklumat	-	-	-	-
107	Perantaraan Kewangan	-	-	-	-
108	Perkhidmatan Kewangan Lain	-	-	-	-
109	Insurans/ Takaful dan Tabungan Pencen	-	-	-	-
110	Aktiviti Sokongan Perkhidmatan Kewangan dan Insurans/ Takaful	-	-	-	-
111	Hartanah	-	-	-	-
112	Pemilikan Kediaman	-	-	-	-
113	Sewaan dan Pajakan	-	-	-	-
114	Penyelidikan dan Pembangunan Saintifik	-	-	-	-
115	Profesional	-	-	-	-
116	Perkhidmatan Perniagaan	-	-	-	-
117	Pentadbiran Awam	-	-	-	-
118	Pendidikan	-	-	-	-
119	Kesihatan	-	-	-	-
120	Ketenteraman dan Keselamatan Awam	-	-	-	-
121	Pentadbiran Awam Lain	-	-	-	466,241
122	Institusi bukan Keuntungan yang Berkhidmat kepada Isi Rumah	-	-	-	-
123	Kesenian, Hiburan dan Rekreasi	-	-	-	-
124	Perkhidmatan Swasta Lain	-	-	-	-
	JUMLAH OUTPUT KOMODITI	19,582,055	64,235,011	9,206,128	8,158,039
	Pembelian Langsung oleh Residen di Luar Negeri	-	-	-	-

Jadual 2: Jadual Pengeluaran Domestik pada Harga Asas, Aktiviti mengikut Komoditi (RM'000), 2019

Table 2: Domestic Production Tables at Basic Prices, Activity by Commodity (RM'000), 2019

Bangunan Kediaman *Residential Buildings*	Bangunan Bukan Kediaman *Non-Residential Buildings*	Kejuruteraan Awam *Civil Engineering*	Aktiviti Pembinaan Pertukangan Khas *Specialized Construction Activities*	Commodity / Activity	
89	90	91	92		
-	-	-	-	Engines & Turbines, Fluid Power Equipment, Other Pumps, Compressors, Taps and Valves	65
-	-	-	-	Other General Purpose Machinery	66
-	-	-	-	Weapons, Ammunition and Special Purpose Machinery	67
-	-	-	-	Domestic Appliances	68
-	-	-	-	Computers, Peripheral, Office Equipment and Machinery	69
-	-	-	-	Electric Motors, Generators and Transformers	70
-	-	-	-	Electricity Distribution & Control Apparatus, Batteries and Accumulators	71
-	-	-	-	Fibre Optic, Electronic and Other Electric Cables	72
-	-	-	-	Wiring Devices, Electric Lighting Equipment and Other Electrical	73
-	-	-	-	Electronic Components and Boards	74
-	-	-	-	Communication Equipment and Consumer Electronics	75
-	-	-	-	Irradiation Equipment, Electro Medical and Electrotherapeutic	76
-	-	-	-	Measuring Equipment, Testing, Navigating and Control	77
-	-	-	-	Optical Instruments, Photographic Equipment, Magnetic and Optical Media	78
-	-	-	-	Watches and Clocks	79
-	-	-	-	Motor Vehicles, Trailers and Semi Trailers	80
-	-	-	-	Motorcycles	81
-	-	-	-	Ships, Boats, Bicycles and Invalid Carriages	82
-	-	-	-	Other Transport Equipment	83
-	-	-	-	Other Manufacturing	84
-	-	-	-	Repair & Installation of Machinery and Equipment	85
-	-	-	20,982	Electricity and Gas	86
-	-	-	-	Water	87
-	-	-	-	Sewerage, Waste Management & Remediation Activities	88
47,126,059	1,996,578	737,455	70,520	Residential Buildings	89
747,293	45,876,977	506,061	340,686	Non-Residential Buildings	90
210,118	1,204,505	89,444,143	323,594	Civil Engineering	91
110,876	46,151	92,314	44,128,489	Specialised Construction Activities	92
-	-	-	-	Wholesale & Retail Trade, Repair of Motor Vehicles and Motorcycles	93
-	-	-	-	Accommodation	94
-	-	-	-	Food and Beverage	95
-	-	-	-	Land Transport	96
-	-	-	-	Water Transport	97
-	-	-	-	Air Transport	98
-	-	-	-	Warehousing and Support Activities for Transportation	99
-	-	-	-	Services Incidental to Water and Air Transportation	100
-	-	-	-	Highway Operation Services, Bridge and Tunnel	101
-	-	-	-	Postal and Courier Activities	102
-	-	-	-	Publishing Activities	103
-	-	-	-	Telecommunications	104
-	-	-	-	Motion Picture, Programming and Broadcasting Activities	105
-	-	-	-	Computer and Information Services	106
-	-	-	-	Monetary Intermediation	107
-	-	-	-	Other Financial Service	108
-	-	-	-	Insurance/ Takaful and Pension Funding	109
-	-	-	-	Activities Auxiliary to Financial Service and Insurance/ Takaful	110
-	-	-	-	Real Estate	111
-	-	-	-	Ownership of Dwellings	112
-	-	-	-	Rental and Leasing	113
-	-	-	-	Scientific Research and Development	114
-	-	-	-	Professional	115
-	-	-	-	Business Services	116
-	-	-	-	Public Administration	117
-	-	-	-	Education	118
-	-	-	-	Health	119
-	-	-	-	Public Order and Safety	120
-	-	-	-	Other Public Administration	121
-	-	-	-	Non-Profit Institutions Serving Households	122
-	-	-	-	Arts, Entertainment and Recreation	123
-	-	-	-	Other Private Services	124
48,194,346	**49,124,212**	**90,779,974**	**45,068,664**	**TOTAL COMMODITY OUTPUT**	
-	-	-	-	Direct Purchases Abroad by Residents	

Jadual 2: Jadual Pengeluaran Domestik pada Harga Asas, Aktiviti mengikut Komoditi (RM'000), 2019

Table 2: Domestic Production Tables at Basic Prices, Activity by Commodity (RM'000), 2019

	Aktiviti / Komoditi	Perdagangan Borong & Runcit, Pembaikan Kenderaan Bermotor dan Motosikal *Wholesale & Retail Trade, Repair of Motor Vehicles and Motorcycles*	Penginapan *Accommodation*	Makanan dan Minuman *Food and Beverage*	Pengangkutan Darat *Land Transport*
		93	94	95	96
1	Padi	513,772	-	-	-
2	Tanaman Makanan	32,214	-	-	-
3	Sayur-sayuran	1,389,631	-	-	-
4	Buah-buahan	671,302	-	-	-
5	Getah	370,305	-	-	-
6	Kelapa Sawit	6,246,861	-	-	-
7	Tanaman Bunga	293,553	-	-	-
8	Pertanian Lain	180,653	-	-	-
9	Ternakan Ayam dan Itik	638,021	-	-	-
10	Ternakan Lain	213,655	-	-	-
11	Perhutanan dan Pembalakan	753,695	-	-	-
12	Perikanan dan Akuakultur	236,143	-	-	-
13	Minyak Mentah dan Gas Asli	230,660	-	-	-
14	Perlombongan Bijih Besi	17,244	-	-	-
15	Pengkuarian Batu, Pasir dan Tanah Liat	28,169	-	-	-
16	Perlombongan dan Pengkuarian Lain	4,797	-	-	-
17	Pemprosesan dan Pengawetan Daging	26,762	-	-	-
18	Pemprosesan dan Pengawetan Makanan Laut	61,859	-	-	-
19	Pemprosesan dan Pengawetan Buah-buahan & Sayur-sayuran	11,688	-	-	-
20	Produk Tenusu	609	-	-	-
21	Minyak & Lemak Sayuran dan Haiwan	2,885,627	-	-	-
22	Produk Bijian, Kanji dan Produk Berkanji	98,525	-	-	-
23	Produk Bakeri	37,290	-	-	-
24	Manisan	4,434	-	-	-
25	Prosesan Makanan Lain	75,572	-	-	-
26	Makanan Haiwan Tersedia	23,824	-	-	-
27	Spirit, Wain dan Minuman Keras	1,066,248	-	-	-
28	Minuman Ringan, Air Mineral & Minuman Lain yang Dibotolkan	11,043	-	-	-
29	Produk Tembakau	137,947	-	-	-
30	Penyediaan, Pemintalan dan Penenunan Tekstil	4,255	-	-	-
31	Penyiapan Akhir Tekstil	1,649	-	-	-
32	Tekstil Lain	6,798	-	-	-
33	Pakaian	25,064	-	-	-
34	Produk Kulit	3,865	-	-	-
35	Kasut	7,282	-	-	-
36	Pengilangan dan Pengetaman Kayu	41,226	-	-	-
37	Kepingan Venier dan Panel berasaskan Kayu	38,093	-	-	-
38	Pertukangan Kayu dan Tanggam untuk Jurubina	10,469	-	-	-
39	Bekas Kayu dan Produk Kayu Lain	10,832	-	-	-
40	Kertas dan Produk Kertas	143,047	-	-	-
41	Perabot	82,193	-	-	-
42	Penerbitan Semula Media Rakaman	-	-	-	-
43	Percetakan	102,777	-	-	-
44	Kok dan Produk Petroleum Bertapis	4,456,717	-	-	-
45	Kimia Asas	110,228	-	-	-
46	Baja dan Sebatian Nitrogen	18,467	-	-	-
47	Cat dan Varnis	37,468	-	-	-
48	Produk Farmaseutikal, Kimia Perubatan & Botani	79,736	-	-	-
49	Sabun & Bahan Pencuci, Pencuci dan Pengilat, Pewangi dan Dandanan Diri	55,481	-	-	-
50	Produk Kimia Lain	202,629	-	-	-
51	Tayar dan Tiub Getah	2,530	-	-	-
52	Prosesan Getah	33,989	-	-	-
53	Sarung Tangan Getah	80,491	-	-	-
54	Produk Getah Lain	38,625	-	-	-
55	Produk Plastik	176,179	-	-	-
56	Kaca dan Produk Kaca	250,462	-	-	-
57	Produk Refraktori, Tanah Liat, Porselin dan Seramik	14,996	-	-	-
58	Simen, Kapur dan Plaster	16,553	-	-	-
59	Produk Mineral bukan Logam	166,663	-	-	-
60	Besi dan Keluli Asas	118,008	-	-	-
61	Logam Asas Berharga dan Logam bukan Ferus Lain	27,758	-	-	-
62	Pengacuan Logam	6,853	-	-	-
63	Produk Struktur Logam, Tangki, Takungan dan Penjana Wap	156,391	-	-	-
64	Produk Logam Lain yang Direka	378,121	-	-	-

Jadual 2: Jadual Pengeluaran Domestik pada Harga Asas, Aktiviti mengikut Komoditi (RM'000), 2019

Table 2: Domestic Production Tables at Basic Prices, Activity by Commodity (RM'000), 2019

Pengangkutan Air *Water Transport*	**Pengangkutan Udara** *Air Transport*	**Penggudangan dan Aktiviti Sokongan untuk Pengangkutan** *Warehousing and Support Activities for Transportation*	**Perkhidmatan berkaitan Pengangkutan Air dan Udara** *Services Incidental to Water and Air Transportation*	***Commodity*** / ***Activity***	
97	**98**	**99**	**100**		
-	-	-	-	***Paddy***	***1***
-	-	-	-	***Food Crops***	***2***
-	-	-	-	***Vegetables***	***3***
-	-	-	-	***Fruits***	***4***
-	-	-	-	***Rubber***	***5***
-	-	-	-	***Oil Palm***	***6***
-	-	-	-	***Flower Plants***	***7***
-	-	-	-	***Other Agriculture***	***8***
-	-	-	-	***Poultry Farming***	***9***
-	-	-	-	***Other Livestock***	***10***
-	-	-	-	***Forestry and Logging***	***11***
-	-	-	-	***Fishing and Aquaculture***	***12***
-	-	-	-	***Crude Oil and Natural Gas***	***13***
-	-	-	-	***Mining of Metal Ores***	***14***
-	-	-	-	***Quarrying of Stone, Sand and Clay***	***15***
-	-	-	-	***Other Mining and Quarrying***	***16***
-	-	-	-	***Processing and Preserving of Meat***	***17***
-	-	-	-	***Processing and Preserving of Seafood***	***18***
-	-	-	-	***Processing and Preserving of Fruits & Vegetables***	***19***
-	-	-	-	***Dairy Products***	***20***
-	-	-	-	***Vegetable & Animal Oils and Fats***	***21***
-	-	-	-	***Grain Mill Products, Starches and Starch Products***	***22***
-	-	-	-	***Bakery Products***	***23***
-	-	-	-	***Confectionery***	***24***
-	-	-	-	***Other Food Processing***	***25***
-	-	-	-	***Prepared Animal Feeds***	***26***
-	-	-	-	***Spirits, Wines and Liquors***	***27***
-	-	-	-	***Soft Drinks, Mineral Waters and Other Bottled Waters***	***28***
-	-	-	-	***Tobacco Products***	***29***
-	-	-	-	***Preparation, Spinning and Weaving of Textiles***	***30***
-	-	-	-	***Finishing of Textiles***	***31***
-	-	-	-	***Other Textiles***	***32***
-	-	-	-	***Wearing Apparel***	***33***
-	-	-	-	***Leather Products***	***34***
-	-	-	-	***Footwear***	***35***
-	-	-	-	***Sawmilling and Planning of Wood***	***36***
-	-	-	-	***Veneer Sheets and Wood-based Panels***	***37***
-	-	-	-	***Builders' Carpentry and Joinery***	***38***
-	-	-	-	***Wooden Containers and Other Wood Products***	***39***
-	-	-	-	***Paper and Paper Products***	***40***
-	-	-	-	***Furniture***	***41***
-	-	-	-	***Reproduction of Recorded Media***	***42***
-	-	-	-	***Printing***	***43***
-	-	-	-	***Coke and Refined Petroleum Products***	***44***
-	-	-	-	***Basic Chemicals***	***45***
-	-	-	-	***Fertilizers and Nitrogen Compounds***	***46***
-	-	-	-	***Paints and Varnishes***	***47***
-	-	-	-	***Pharmaceuticals, Medicinal Chemical & Botanical Products***	***48***
-	-	-	-	***Soaps & Detergents, Cleaning & Polishing, Perfumes and Toilet Preparations***	***49***
-	-	-	-	***Other Chemicals Products***	***50***
-	-	-	-	***Rubber Tyres and Tubes***	***51***
-	-	-	-	***Rubber Processing***	***52***
-	-	-	-	***Rubber Gloves***	***53***
-	-	-	-	***Other Rubber Products***	***54***
-	-	-	-	***Plastic Products***	***55***
-	-	-	-	***Glass and Glass Products***	***56***
-	-	-	-	***Refractory, Clay, Porcelain and Ceramic Products***	***57***
-	-	-	-	***Cement, Lime and Plaster***	***58***
-	-	-	-	***Non-Metallic Mineral Products***	***59***
-	-	-	-	***Basic Iron and Steel***	***60***
-	-	-	-	***Basic Precious and Other Non-Ferrous Metals***	***61***
-	-	-	-	***Casting of Metals***	***62***
-	-	-	-	***Structural Metal Products, Tanks, Reservoirs and Steam Generators***	***63***
-	-	-	-	***Other Fabricated Metal Products***	***64***

Jadual 2: Jadual Pengeluaran Domestik pada Harga Asas, Aktiviti mengikut Komoditi (RM'000), 2019

Table 2: Domestic Production Tables at Basic Prices, Activity by Commodity (RM'000), 2019

	Aktiviti / Komoditi	Perdagangan Borong & Runcit, Pembaikan Kenderaan Bermotor dan Motosikal *Wholesale & Retail Trade, Repair of Motor Vehicles and Motorcycles*	Penginapan *Accommodation*	Makanan dan Minuman *Food and Beverage*	Pengangkutan Darat *Land Transport*
		93	94	95	96
65	Enjin & Turbin, Alatan Kuasa Bendalir, Pam, Pemampat Lain, Kepala Paip dan Injap Lain	20,497	-	-	-
66	Jentera Kegunaan Umum Lain	304,909	-	-	-
67	Senjata, Peluru dan Mesin bertujuan Khas	73,322	-	-	-
68	Perkakasan Domestik	9,105	-	-	-
69	Komputer, Peranti, Mesin dan Kelengkapan Pejabat	73,076	-	-	-
70	Motor Elektrik, Penjana dan Transformer	28,109	-	-	-
71	Perkakasan Pengagihan & Pengawalan Elektrik, Bateri dan Akumulator	205,817	-	-	-
72	Kabel Gentian Optikal, Elektronik dan Elektrik Lain	202,184	-	-	-
73	Alatan Pendawaian, Kelengkapan Pencahayaan Elektrik dan Elektrik Lain	14,988	-	-	-
74	Komponen dan Papan Elektronik	294,941	-	-	-
75	Peralatan Komunikasi dan Elektronik Pengguna	398,953	-	-	-
76	Peralatan Penyinaran, Perubatan Elektro dan Elektroterapeutik	1,956	-	-	-
77	Kelengkapan Mengukur, Menguji, Memandu Arah dan Kawalan	257,073	-	-	-
78	Instrumen Optikal, Alatan Fotografi, Media Magnetik dan Optikal	8,284	-	-	-
79	Jam Tangan dan Jam	19,547	-	-	-
80	Kenderaan Bermotor, Treler dan Semi Treler	381,516	-	-	-
81	Motosikal	24,695	-	-	-
82	Kapal, Bot, Basikal dan 'Invalid Carriages'	16,770	-	-	-
83	Kelengkapan Pengangkutan Lain	73,857	-	-	-
84	Pembuatan Lain	141,025	-	-	-
85	Pembaikan & Pemasangan Mesin dan Kelengkapan	67,912	-	-	-
86	Elektrik dan Gas	-	-	-	-
87	Air	-	-	-	-
88	Pembetungan, Pengurusan Sisa & Aktiviti Pemulihan	-	-	-	-
89	Bangunan Kediaman	-	-	-	-
90	Bangunan Bukan Kediaman	-	-	-	-
91	Kejuruteraan Awam	-	-	-	-
92	Aktiviti Pembinaan Pertukangan Khas	-	-	-	-
93	Perdagangan Borong & Runcit, Pembaikan Kenderaan Bermotor dan Motosikal	380,567,629	-	-	-
94	Penginapan	-	13,249,142	3,513,171	30,542
95	Makanan dan Minuman	-	-	104,551,262	-
96	Pengangkutan Darat	-	-	-	36,220,884
97	Pengangkutan Air	-	-	-	-
98	Pengangkutan Udara	-	-	-	-
99	Penggudangan dan Aktiviti Sokongan untuk Pengangkutan	-	-	-	2,208,591
100	Perkhidmatan berkaitan Pengangkutan Air dan Udara	-	-	-	235,236
101	Perkhidmatan Operasi Lebuhraya, Jambatan dan Terowong	-	-	-	-
102	Perkhidmatan Pos dan Kurier	-	-	-	-
103	Aktiviti Penerbitan	-	-	-	-
104	Telekomunikasi	-	-	-	-
105	Aktiviti Wayang Gambar, Pemprograman dan Penyiaran	-	-	-	-
106	Perkhidmatan Komputer dan Maklumat	-	-	-	-
107	Perantaraan Kewangan	-	-	-	-
108	Perkhidmatan Kewangan Lain	-	-	-	-
109	Insurans/ Takaful dan Tabungan Pencen	-	-	-	-
110	Aktiviti Sokongan Perkhidmatan Kewangan dan Insurans/ Takaful	-	-	-	-
111	Hartanah	-	-	-	-
112	Pemilikan Kediaman	-	-	-	-
113	Sewaan dan Pajakan	-	-	-	-
114	Penyelidikan dan Pembangunan Saintifik	-	-	-	-
115	Profesional	-	-	-	-
116	Perkhidmatan Perniagaan	-	-	-	-
117	Pentadbiran Awam	-	-	-	-
118	Pendidikan	-	-	-	-
119	Kesihatan	-	-	-	-
120	Ketenteraman dan Keselamatan Awam	-	-	-	-
121	Pentadbiran Awam Lain	-	-	-	-
122	Institusi bukan Keuntungan yang Berkhidmat kepada Isi Rumah	-	-	-	-
123	Kesenian, Hiburan dan Rekreasi	-	-	122,835	-
124	Perkhidmatan Swasta Lain	-	-	-	-
	JUMLAH OUTPUT KOMODITI	**406,354,164**	**13,249,142**	**108,187,268**	**38,695,253**
	Pembelian Langsung oleh Residen di Luar Negeri	-	-	-	-

Jadual 2: Jadual Pengeluaran Domestik pada Harga Asas, Aktiviti mengikut Komoditi (RM'000), 2019

Table 2: Domestic Production Tables at Basic Prices, Activity by Commodity (RM'000), 2019

Pengangkutan Air *Water Transport*	Pengangkutan Udara *Air Transport*	Penggudangan dan Aktiviti Sokongan untuk Pengangkutan *Warehousing and Support Activities for Transportation*	Perkhidmatan berkaitan Pengangkutan Air dan Udara *Services Incidental to Water and Air Transportation*	Commodity / Activity	
97	98	99	100		
-	-	-	-	Engines & Turbines, Fluid Power Equipment, Other Pumps, Compressors, Taps and Valves	65
-	-	-	-	Other General Purpose Machinery	66
-	-	-	-	Weapons, Ammunition and Special Purpose Machinery	67
-	-	-	-	Domestic Appliances	68
-	-	-	-	Computers, Peripheral, Office Equipment and Machinery	69
-	-	-	-	Electric Motors, Generators and Transformers	70
-	-	-	-	Electricity Distribution & Control Apparatus, Batteries and Accumulators	71
-	-	-	-	Fibre Optic, Electronic and Other Electric Cables	72
-	-	-	-	Wiring Devices, Electric Lighting Equipment and Other Electrical	73
-	-	-	-	Electronic Components and Boards	74
-	-	-	-	Communication Equipment and Consumer Electronics	75
-	-	-	-	Irradiation Equipment, Electro Medical and Electrotherapeutic	76
-	-	-	-	Measuring Equipment, Testing, Navigating and Control	77
-	-	-	-	Optical Instruments, Photographic Equipment, Magnetic and Optical Media	78
-	-	-	-	Watches and Clocks	79
-	-	-	-	Motor Vehicles, Trailers and Semi Trailers	80
-	-	-	-	Motorcycles	81
-	-	-	-	Ships, Boats, Bicycles and Invalid Carriages	82
-	-	-	-	Other Transport Equipment	83
-	-	-	-	Other Manufacturing	84
-	-	-	-	Repair & Installation of Machinery and Equipment	85
-	-	-	-	Electricity and Gas	86
-	-	-	-	Water	87
-	-	-	-	Sewerage, Waste Management & Remediation Activities	88
-	-	-	-	Residential Buildings	89
-	-	-	-	Non-Residential Buildings	90
-	-	-	-	Civil Engineering	91
-	-	-	-	Specialised Construction Activities	92
-	-	-	-	Wholesale & Retail Trade, Repair of Motor Vehicles and Motorcycles	93
-	-	-	-	Accommodation	94
-	-	-	-	Food and Beverage	95
-	-	-	-	Land Transport	96
15,888,864	-	-	-	Water Transport	97
-	25,818,490	-	-	Air Transport	98
-	-	14,953,619	-	Warehousing and Support Activities for Transportation	99
-	-	-	12,808,537	Services Incidental to Water and Air Transportation	100
-	-	-	-	Highway Operation Services, Bridge and Tunnel	101
-	-	-	-	Postal and Courier Activities	102
-	-	-	-	Publishing Activities	103
-	-	-	-	Telecommunications	104
-	-	-	-	Motion Picture, Programming and Broadcasting Activities	105
-	-	-	-	Computer and Information Services	106
-	-	-	-	Monetary Intermediation	107
-	-	-	-	Other Financial Service	108
-	-	-	-	Insurance/ Takaful and Pension Funding	109
-	-	-	-	Activities Auxiliary to Financial Service and Insurance/ Takaful	110
-	-	-	-	Real Estate	111
-	-	-	-	Ownership of Dwellings	112
-	-	-	-	Rental and Leasing	113
-	-	-	-	Scientific Research and Development	114
-	-	-	-	Professional	115
-	-	5,801	-	Business Services	116
-	-	-	-	Public Administration	117
-	-	-	-	Education	118
-	-	-	-	Health	119
-	-	-	-	Public Order and Safety	120
-	-	-	-	Other Public Administration	121
-	-	-	-	Non-Profit Institutions Serving Households	122
-	-	-	-	Arts, Entertainment and Recreation	123
-	-	-	-	Other Private Services	124
15,888,864	**25,818,490**	**14,959,420**	**12,808,537**	**TOTAL COMMODITY OUTPUT**	
-	-	-	-	Direct Purchases Abroad by Residents	

Jadual 2: Jadual Pengeluaran Domestik pada Harga Asas, Aktiviti mengikut Komoditi (RM'000), 2019

Table 2: Domestic Production Tables at Basic Prices, Activity by Commodity (RM'000), 2019

	Aktiviti / Komoditi	Perkhidmatan Operasi Lebuhraya, Jambatan dan Terowong *Highway, Bridge and Tunnel Operation Services*	Perkhidmatan Pos dan Kurier *Postal and Courier Activities*	Aktiviti Penerbitan *Publishing Activity*	Telekomunikasi *Telecommunications*
		101	102	103	104
1	Padi	-	-	-	-
2	Tanaman Makanan	-	-	-	-
3	Sayur-sayuran	-	-	-	-
4	Buah-buahan	-	-	-	-
5	Getah	-	-	-	-
6	Kelapa Sawit	-	-	-	-
7	Tanaman Bunga	-	-	-	-
8	Pertanian Lain	-	-	-	-
9	Ternakan Ayam dan Itik	-	-	-	-
10	Ternakan Lain	-	-	-	-
11	Perhutanan dan Pembalakan	-	-	-	-
12	Perikanan dan Akuakultur	-	-	-	-
13	Minyak Mentah dan Gas Asli	-	-	-	-
14	Perlombongan Bijih Besi	-	-	-	-
15	Pengkuarian Batu, Pasir dan Tanah Liat	-	-	-	-
16	Perlombongan dan Pengkuarian Lain	-	-	-	-
17	Pemprosesan dan Pengawetan Daging	-	-	-	-
18	Pemprosesan dan Pengawetan Makanan Laut	-	-	-	-
19	Pemprosesan dan Pengawetan Buah-buahan & Sayur-sayuran	-	-	-	-
20	Produk Tenusu	-	-	-	-
21	Minyak & Lemak Sayuran dan Haiwan	-	-	-	-
22	Produk Bijian, Kanji dan Produk Berkanji	-	-	-	-
23	Produk Bakeri	-	-	-	-
24	Manisan	-	-	-	-
25	Prosesan Makanan Lain	-	-	-	-
26	Makanan Haiwan Tersedia	-	-	-	-
27	Spirit, Wain dan Minuman Keras	-	-	-	-
28	Minuman Ringan, Air Mineral & Minuman Lain yang Dibotolkan	-	-	-	-
29	Produk Tembakau	-	-	-	-
30	Penyediaan, Pemintalan dan Penenunan Tekstil	-	-	-	-
31	Penyiapan Akhir Tekstil	-	-	-	-
32	Tekstil Lain	-	-	-	-
33	Pakaian	-	-	-	-
34	Produk Kulit	-	-	-	-
35	Kasut	-	-	-	-
36	Pengilangan dan Pengetaman Kayu	-	-	-	-
37	Kepingan Venier dan Panel berasaskan Kayu	-	-	-	-
38	Pertukangan Kayu dan Tanggam untuk Jurubina	-	-	-	-
39	Bekas Kayu dan Produk Kayu Lain	-	-	-	-
40	Kertas dan Produk Kertas	-	-	-	-
41	Perabot	-	-	-	-
42	Penerbitan Semula Media Rakaman	-	-	-	-
43	Percetakan	-	-	-	-
44	Kok dan Produk Petroleum Bertapis	-	-	-	-
45	Kimia Asas	-	-	-	-
46	Baja dan Sebatian Nitrogen	-	-	-	-
47	Cat dan Varnis	-	-	-	-
48	Produk Farmaseutikal, Kimia Perubatan & Botani	-	-	-	-
49	Sabun & Bahan Pencuci, Pencuci dan Pengilat, Pewangi dan Dandanan Diri	-	-	-	-
50	Produk Kimia Lain	-	-	-	-
51	Tayar dan Tiub Getah	-	-	-	-
52	Prosesan Getah	-	-	-	-
53	Sarung Tangan Getah	-	-	-	-
54	Produk Getah Lain	-	-	-	-
55	Produk Plastik	-	-	-	-
56	Kaca dan Produk Kaca	-	-	-	-
57	Produk Refraktori, Tanah Liat, Porselin dan Seramik	-	-	-	-
58	Simen, Kapur dan Plaster	-	-	-	-
59	Produk Mineral bukan Logam	-	-	-	-
60	Besi dan Keluli Asas	-	-	-	-
61	Logam Asas Berharga dan Logam bukan Ferus Lain	-	-	-	-
62	Pengacuan Logam	-	-	-	-
63	Produk Struktur Logam, Tangki, Takungan dan Penjana Wap	-	-	-	-
64	Produk Logam Lain yang Direka	-	-	-	-

Jadual 2: Jadual Pengeluaran Domestik pada Harga Asas, Aktiviti mengikut Komoditi (RM'000), 2019

Table 2: Domestic Production Tables at Basic Prices, Activity by Commodity (RM'000), 2019

Aktiviti Wayang Gambar, Pemprograman dan Penyiaran *Motion Picture, Programming and Broadcasting Activities*	Perkhidmatan Komputer dan Maklumat *Computer and Information Services*	Perantaraan Kewangan *Monetary Intermediation*	Perkhidmatan Kewangan Lain *Other Financial Service*	Commodity / Activity	
105	106	107	108		
-	-	-	-	Paddy	1
-	-	-	-	Food Crops	2
-	-	-	-	Vegetables	3
-	-	-	-	Fruits	4
-	-	-	-	Rubber	5
-	-	-	-	Oil Palm	6
-	-	-	-	Flower Plants	7
-	-	-	-	Other Agriculture	8
-	-	-	-	Poultry Farming	9
-	-	-	-	Other Livestock	10
-	-	-	-	Forestry and Logging	11
-	-	-	-	Fishing and Aquaculture	12
-	-	-	-	Crude Oil and Natural Gas	13
-	-	-	-	Mining of Metal Ores	14
-	-	-	-	Quarrying of Stone, Sand and Clay	15
-	-	-	-	Other Mining and Quarrying	16
-	-	-	-	Processing and Preserving of Meat	17
-	-	-	-	Processing and Preserving of Seafood	18
-	-	-	-	Processing and Preserving of Fruits & Vegetables	19
-	-	-	-	Dairy Products	20
-	-	-	-	Vegetable & Animal Oils and Fats	21
-	-	-	-	Grain Mill Products, Starches and Starch Products	22
-	-	-	-	Bakery Products	23
-	-	-	-	Confectionery	24
-	-	-	-	Other Food Processing	25
-	-	-	-	Prepared Animal Feeds	26
-	-	-	-	Spirits, Wines and Liquors	27
-	-	-	-	Soft Drinks, Mineral Waters and Other Bottled Waters	28
-	-	-	-	Tobacco Products	29
-	-	-	-	Preparation, Spinning and Weaving of Textiles	30
-	-	-	-	Finishing of Textiles	31
-	-	-	-	Other Textiles	32
-	-	-	-	Wearing Apparel	33
-	-	-	-	Leather Products	34
-	-	-	-	Footwear	35
-	-	-	-	Sawmilling and Planning of Wood	36
-	-	-	-	Veneer Sheets and Wood-based Panels	37
-	-	-	-	Builders' Carpentry and Joinery	38
-	-	-	-	Wooden Containers and Other Wood Products	39
-	-	-	-	Paper and Paper Products	40
-	-	-	-	Furniture	41
-	-	-	-	Reproduction of Recorded Media	42
-	-	-	-	Printing	43
-	-	-	-	Coke and Refined Petroleum Products	44
-	-	-	-	Basic Chemicals	45
-	-	-	-	Fertilizers and Nitrogen Compounds	46
-	-	-	-	Paints and Varnishes	47
-	-	-	-	Pharmaceuticals, Medicinal Chemical & Botanical Products	48
-	-	-	-	Soaps & Detergents, Cleaning & Polishing, Perfumes and Toilet Preparations	49
-	-	-	-	Other Chemicals Products	50
-	-	-	-	Rubber Tyres and Tubes	51
-	-	-	-	Rubber Processing	52
-	-	-	-	Rubber Gloves	53
-	-	-	-	Other Rubber Products	54
-	-	-	-	Plastic Products	55
-	-	-	-	Glass and Glass Products	56
-	-	-	-	Refractory, Clay, Porcelain and Ceramic Products	57
-	-	-	-	Cement, Lime and Plaster	58
-	-	-	-	Non-Metallic Mineral Products	59
-	-	-	-	Basic Iron and Steel	60
-	-	-	-	Basic Precious and Other Non-Ferrous Metals	61
-	-	-	-	Casting of Metals	62
-	-	-	-	Structural Metal Products, Tanks, Reservoirs and Steam Generators	63
-	-	-	-	Other Fabricated Metal Products	64

Jadual 2: Jadual Pengeluaran Domestik pada Harga Asas, Aktiviti mengikut Komoditi (RM'000), 2019

Table 2: Domestic Production Tables at Basic Prices, Activity by Commodity (RM'000), 2019

	Aktiviti / Komoditi	Perkhidmatan Operasi Lebuhraya, Jambatan dan Terowong *Highway, Bridge and Tunnel Operation Services*	Perkhidmatan Pos dan Kurier *Postal and Courier Activities*	Aktiviti Penerbitan *Publishing Activity*	Telekomunikasi *Telecommunications*
		101	102	103	104
65	Enjin & Turbin, Alatan Kuasa Bendalir, Pam, Pemampat Lain, Kepala Paip dan Injap Lain	-	-	-	-
66	Jentera Kegunaan Umum Lain	-	-	-	-
67	Senjata, Peluru dan Mesin bertujuan Khas	-	-	-	-
68	Perkakasan Domestik	-	-	-	-
69	Komputer, Peranti, Mesin dan Kelengkapan Pejabat	-	-	-	-
70	Motor Elektrik, Penjana dan Transformer	-	-	-	-
71	Perkakasan Pengagihan & Pengawalan Elektrik, Bateri dan Akumulator	-	-	-	-
72	Kabel Gentian Optikal, Elektronik dan Elektrik Lain	-	-	-	-
73	Alatan Pendawaian, Kelengkapan Pencahayaan Elektrik dan Elektrik Lain	-	-	-	-
74	Komponen dan Papan Elektronik	-	-	-	-
75	Peralatan Komunikasi dan Elektronik Pengguna	-	-	-	-
76	Peralatan Penyinaran, Perubatan Elektro dan Elektroterapeutik	-	-	-	-
77	Kelengkapan Mengukur, Menguji, Memandu Arah dan Kawalan	-	-	-	-
78	Instrumen Optikal, Alatan Fotografi, Media Magnetik dan Optikal	-	-	-	-
79	Jam Tangan dan Jam	-	-	-	-
80	Kenderaan Bermotor, Treler dan Semi Treler	-	-	-	-
81	Motosikal	-	-	-	-
82	Kapal, Bot, Basikal dan 'Invalid Carriages'	-	-	-	-
83	Kelengkapan Pengangkutan Lain	-	-	-	-
84	Pembuatan Lain	-	-	-	-
85	Pembaikan & Pemasangan Mesin dan Kelengkapan	-	-	-	-
86	Elektrik dan Gas	-	-	-	-
87	Air	-	-	-	-
88	Pembetungan, Pengurusan Sisa & Aktiviti Pemulihan	-	-	-	-
89	Bangunan Kediaman	-	-	-	-
90	Bangunan Bukan Kediaman	-	-	-	-
91	Kejuruteraan Awam	-	-	-	-
92	Aktiviti Pembinaan Pertukangan Khas	-	-	-	-
93	Perdagangan Borong & Runcit, Pembaikan Kenderaan Bermotor dan Motosikal	-	-	-	-
94	Penginapan	-	-	-	46,530
95	Makanan dan Minuman	-	-	-	-
96	Pengangkutan Darat	-	-	-	-
97	Pengangkutan Air	-	-	-	-
98	Pengangkutan Udara	-	-	-	-
99	Penggudangan dan Aktiviti Sokongan untuk Pengangkutan	-	-	-	-
100	Perkhidmatan berkaitan Pengangkutan Air dan Udara	-	-	-	-
101	Perkhidmatan Operasi Lebuhraya, Jambatan dan Terowong	11,202,081	-	-	-
102	Perkhidmatan Pos dan Kurier	-	4,905,894	-	-
103	Aktiviti Penerbitan	-	-	4,824,929	-
104	Telekomunikasi	-	-	-	104,499,492
105	Aktiviti Wayang Gambar, Pemprograman dan Penyiaran	-	-	-	-
106	Perkhidmatan Komputer dan Maklumat	-	-	-	-
107	Perantaraan Kewangan	-	-	-	-
108	Perkhidmatan Kewangan Lain	-	-	-	-
109	Insurans/ Takaful dan Tabungan Pencen	-	-	-	-
110	Aktiviti Sokongan Perkhidmatan Kewangan dan Insurans/ Takaful	-	-	-	-
111	Hartanah	-	-	-	-
112	Pemilikan Kediaman	-	-	-	-
113	Sewaan dan Pajakan	-	-	-	-
114	Penyelidikan dan Pembangunan Saintifik	-	-	-	-
115	Profesional	-	-	-	-
116	Perkhidmatan Perniagaan	-	-	-	-
117	Pentadbiran Awam	-	-	-	-
118	Pendidikan	-	-	122,064	-
119	Kesihatan	-	-	-	-
120	Ketenteraman dan Keselamatan Awam	-	-	-	-
121	Pentadbiran Awam Lain	-	-	-	-
122	Institusi bukan Keuntungan yang Berkhidmat kepada Isi Rumah	-	-	-	-
123	Kesenian, Hiburan dan Rekreasi	-	-	-	-
124	Perkhidmatan Swasta Lain	-	-	-	-
	JUMLAH OUTPUT KOMODITI	11,202,081	4,905,894	4,946,993	104,546,023
	Pembelian Langsung oleh Residen di Luar Negeri	-	-	-	-

Jadual 2: Jadual Pengeluaran Domestik pada Harga Asas, Aktiviti mengikut Komoditi (RM'000), 2019

Table 2: Domestic Production Tables at Basic Prices, Activity by Commodity (RM'000), 2019

Aktiviti Wayang Gambar, Pemprograman dan Penyiaran *Motion Picture, Programming and Broadcasting Activities*	Perkhidmatan Komputer dan Maklumat *Computer and Information Services*	Perantaraan Kewangan *Monetary Intermediation*	Perkhidmatan Kewangan Lain *Other Financial Service*	Commodity / Activity	
105	106	107	108		
-	-	-	-	Engines & Turbines, Fluid Power Equipment, Other Pumps, Compressors, Taps and Valves	65
-	-	-	-	Other General Purpose Machinery	66
-	-	-	-	Weapons, Ammunition and Special Purpose Machinery	67
-	-	-	-	Domestic Appliances	68
-	-	-	-	Computers, Peripheral, Office Equipment and Machinery	69
-	-	-	-	Electric Motors, Generators and Transformers	70
-	-	-	-	Electricity Distribution & Control Apparatus, Batteries and Accumulators	71
-	-	-	-	Fibre Optic, Electronic and Other Electric Cables	72
-	-	-	-	Wiring Devices, Electric Lighting Equipment and Other Electrical	73
-	-	-	-	Electronic Components and Boards	74
-	-	-	-	Communication Equipment and Consumer Electronics	75
-	-	-	-	Irradiation Equipment, Electro Medical and Electrotherapeutic	76
-	-	-	-	Measuring Equipment, Testing, Navigating and Control	77
-	-	-	-	Optical Instruments, Photographic Equipment, Magnetic and Optical Media	78
-	-	-	-	Watches and Clocks	79
-	-	-	-	Motor Vehicles, Trailers and Semi Trailers	80
-	-	-	-	Motorcycles	81
-	-	-	-	Ships, Boats, Bicycles and Invalid Carriages	82
-	-	-	-	Other Transport Equipment	83
-	-	-	-	Other Manufacturing	84
-	-	-	-	Repair & Installation of Machinery and Equipment	85
-	-	-	-	Electricity and Gas	86
-	-	-	-	Water	87
-	-	-	-	Sewerage, Waste Management & Remediation Activities	88
-	-	-	-	Residential Buildings	89
-	-	-	-	Non-Residential Buildings	90
-	-	-	-	Civil Engineering	91
-	-	-	-	Specialised Construction Activities	92
-	-	-	-	Wholesale & Retail Trade, Repair of Motor Vehicles and Motorcycles	93
-	-	-	-	Accommodation	94
-	-	-	-	Food and Beverage	95
-	-	-	-	Land Transport	96
-	-	-	-	Water Transport	97
-	-	-	-	Air Transport	98
-	-	-	-	Warehousing and Support Activities for Transportation	99
-	-	-	-	Services Incidental to Water and Air Transportation	100
-	-	-	-	Highway Operation Services, Bridge and Tunnel	101
-	-	-	-	Postal and Courier Activities	102
-	-	-	-	Publishing Activities	103
-	-	-	-	Telecommunications	104
11,592,567	-	-	-	Motion Picture, Programming and Broadcasting Activities	105
-	39,544,252	-	-	Computer and Information Services	106
-	-	62,244,477	-	Monetary Intermediation	107
-	-	-	12,569,303	Other Financial Service	108
-	-	-	-	Insurance/ Takaful and Pension Funding	109
-	-	-	-	Activities Auxiliary to Financial Service and Insurance/ Takaful	110
-	-	-	-	Real Estate	111
-	-	-	-	Ownership of Dwellings	112
-	-	-	-	Rental and Leasing	113
-	-	-	-	Scientific Research and Development	114
-	-	-	-	Professional	115
-	-	-	-	Business Services	116
-	-	-	-	Public Administration	117
-	-	-	-	Education	118
-	-	-	-	Health	119
-	-	-	-	Public Order and Safety	120
-	-	-	-	Other Public Administration	121
-	-	-	-	Non-Profit Institutions Serving Households	122
-	-	-	-	Arts, Entertainment and Recreation	123
-	-	-	-	Other Private Services	124
11,592,567	**39,544,252**	**62,244,477**	**12,569,303**	**TOTAL COMMODITY OUTPUT**	
-	-	-	-	Direct Purchases Abroad by Residents	

Jadual 2: Jadual Pengeluaran Domestik pada Harga Asas, Aktiviti mengikut Komoditi (RM'000), 2019

Table 2: Domestic Production Tables at Basic Prices, Activity by Commodity (RM'000), 2019

	Aktiviti / Komoditi	Insurans/ Takaful dan Tabungan Pencen *Insurance/ Takaful and Pension Funding*	Aktiviti Sokongan Perkhidmatan Kewangan dan Insurans/ Takaful *Activities Auxiliary to Financial Service and Insurance/ Takaful*	Hartanah *Real Estate*	Pemilikan Kediaman *Ownership of Dwellings*
		109	110	111	112
1	Padi	-	-	729	-
2	Tanaman Makanan	-	-	3,031	-
3	Sayur-sayuran	-	-	7,307	-
4	Buah-buahan	-	-	3,273	-
5	Getah	-	-	177	-
6	Kelapa Sawit	-	-	87,675	-
7	Tanaman Bunga	-	-	544	-
8	Pertanian Lain	-	-	1,990	-
9	Ternakan Ayam dan Itik	-	-	6,574	-
10	Ternakan Lain	-	-	1,537	-
11	Perhutanan dan Pembalakan	-	-	6,161	-
12	Perikanan dan Akuakultur	-	-	11,260	-
13	Minyak Mentah dan Gas Asli	-	-	-	-
14	Perlombongan Bijih Besi	-	-	156	-
15	Pengkuarian Batu, Pasir dan Tanah Liat	-	-	9,741	-
16	Perlombongan dan Pengkuarian Lain	-	-	4,087	-
17	Pemprosesan dan Pengawetan Daging	-	-	10,346	-
18	Pemprosesan dan Pengawetan Makanan Laut	-	-	11,172	-
19	Pemprosesan dan Pengawetan Buah-buahan & Sayur-sayuran	-	-	2,114	-
20	Produk Tenusu	-	-	4,249	-
21	Minyak & Lemak Sayuran dan Haiwan	-	-	78,237	-
22	Produk Bijian, Kanji dan Produk Berkanji	-	-	5,876	-
23	Produk Bakeri	-	-	6,212	-
24	Manisan	-	-	880	-
25	Prosesan Makanan Lain	-	-	13,437	-
26	Makanan Haiwan Tersedia	-	-	3,608	-
27	Spirit, Wain dan Minuman Keras	-	-	9,128	-
28	Minuman Ringan, Air Mineral & Minuman Lain yang Dibotolkan	-	-	11,091	-
29	Produk Tembakau	-	-	685	-
30	Penyediaan, Pemintalan dan Penenunan Tekstil	-	-	652	-
31	Penyiapan Akhir Tekstil	-	-	4,164	-
32	Tekstil Lain	-	-	3,424	-
33	Pakaian	-	-	4,736	-
34	Produk Kulit	-	-	1,717	-
35	Kasut	-	-	3,154	-
36	Pengilangan dan Pengetaman Kayu	-	-	47,620	-
37	Kepingan Venier dan Panel berasaskan Kayu	-	-	8,037	-
38	Pertukangan Kayu dan Tanggam untuk Jurubina	-	-	1,933	-
39	Bekas Kayu dan Produk Kayu Lain	-	-	749	-
40	Kertas dan Produk Kertas	-	-	16,116	-
41	Perabot	-	-	21,608	-
42	Penerbitan Semula Media Rakaman	-	-	6	-
43	Percetakan	-	-	41,439	-
44	Kok dan Produk Petroleum Bertapis	-	-	10,534	-
45	Kimia Asas	-	-	3,371	-
46	Baja dan Sebatian Nitrogen	-	-	1,237	-
47	Cat dan Varnis	-	-	2,459	-
48	Produk Farmaseutikal, Kimia Perubatan & Botani	-	-	3,103	-
49	Sabun & Bahan Pencuci, Pencuci dan Pengilat, Pewangi dan Dandanan Diri	-	-	2,017	-
50	Produk Kimia Lain	-	-	192,504	-
51	Tayar dan Tiub Getah	-	-	1,756	-
52	Prosesan Getah	-	-	9,452	-
53	Sarung Tangan Getah	-	-	4,952	-
54	Produk Getah Lain	-	-	399	-
55	Produk Plastik	-	-	25,973	-
56	Kaca dan Produk Kaca	-	-	2,346	-
57	Produk Refraktori, Tanah Liat, Porselin dan Seramik	-	-	4,007	-
58	Simen, Kapur dan Plaster	-	-	2,421	-
59	Produk Mineral bukan Logam	-	-	54,758	-
60	Besi dan Keluli Asas	-	-	13,268	-
61	Logam Asas Berharga dan Logam bukan Ferus Lain	-	-	2,000	-
62	Pengacuan Logam	-	-	2,232	-
63	Produk Struktur Logam, Tangki, Takungan dan Penjana Wap	-	-	37,860	-
64	Produk Logam Lain yang Direka	-	-	67,887	-

Jadual 2: Jadual Pengeluaran Domestik pada Harga Asas, Aktiviti mengikut Komoditi (RM'000), 2019

Table 2: Domestic Production Tables at Basic Prices, Activity by Commodity (RM'000), 2019

Sewaan dan Pajakan *Rental and Leasing*	**Penyelidikan dan Pembangunan Saintifik** *Scientific Research and Development*	**Profesional** *Professional*	**Perkhidmatan Perniagaan** *Business Services*	***Commodity*** / ***Activity***	
113	**114**	**115**	**116**		
9,234	393	1,767	-	***Paddy***	***1***
3,889	18,948	-	-	***Food Crops***	***2***
33,029	675	4,122	-	***Vegetables***	***3***
158,378	1,452	3,696	-	***Fruits***	***4***
10,253	1,646	47,710	-	***Rubber***	***5***
106,860	21,570	131,048	-	***Oil Palm***	***6***
3,135	144	-	-	***Flower Plants***	***7***
13,031	320	13,544	-	***Other Agriculture***	***8***
12,202	8,025	416,021	-	***Poultry Farming***	***9***
7,098	2,346	54,869	-	***Other Livestock***	***10***
92,632	3,415	1,341,610	-	***Forestry and Logging***	***11***
100,780	3,740	86,451	-	***Fishing and Aquaculture***	***12***
589,653	834,808	5,303	-	***Crude Oil and Natural Gas***	***13***
11,151	8,539	7,080	124,695	***Mining of Metal Ores***	***14***
123,721	13,608	69,215	126,488	***Quarrying of Stone, Sand and Clay***	***15***
9,826	606	10,446	90,913	***Other Mining and Quarrying***	***16***
5,382	-	151	-	***Processing and Preserving of Meat***	***17***
6,352	-	2,159	-	***Processing and Preserving of Seafood***	***18***
1,086	-	864	-	***Processing and Preserving of Fruits & Vegetables***	***19***
3,867	-	1,670	-	***Dairy Products***	***20***
17,283	-	83,031	-	***Vegetable & Animal Oils and Fats***	***21***
10,387	-	6,241	-	***Grain Mill Products, Starches and Starch Products***	***22***
6,402	-	3,679	-	***Bakery Products***	***23***
1,376	-	159	-	***Confectionery***	***24***
7,973	-	7,523	-	***Other Food Processing***	***25***
5,966	-	1,338	-	***Prepared Animal Feeds***	***26***
1,769	-	1,026	-	***Spirits, Wines and Liquors***	***27***
5,768	-	15,012	-	***Soft Drinks, Mineral Waters and Other Bottled Waters***	***28***
36	-	161	-	***Tobacco Products***	***29***
74	-	2,520	-	***Preparation, Spinning and Weaving of Textiles***	***30***
1,394	-	1,517	-	***Finishing of Textiles***	***31***
5,901	-	9,963	-	***Other Textiles***	***32***
1,328	-	31,196	-	***Wearing Apparel***	***33***
576	-	219	-	***Leather Products***	***34***
415	-	14	-	***Footwear***	***35***
35,963	-	9,411	-	***Sawmilling and Planning of Wood***	***36***
10,877	-	41,777	-	***Veneer Sheets and Wood-based Panels***	***37***
3,044	-	2,862	-	***Builders' Carpentry and Joinery***	***38***
4,558	-	1,143	-	***Wooden Containers and Other Wood Products***	***39***
3,826	-	8,238	-	***Paper and Paper Products***	***40***
21,775	-	10,009	-	***Furniture***	***41***
-	-	-	-	***Reproduction of Recorded Media***	***42***
201,445	-	135,484	-	***Printing***	***43***
42,413	-	1,224,426	-	***Coke and Refined Petroleum Products***	***44***
15,990	-	123,122	-	***Basic Chemicals***	***45***
1,531	-	1,550	-	***Fertilizers and Nitrogen Compounds***	***46***
7,998	-	7,351	-	***Paints and Varnishes***	***47***
638	-	7,060	-	***Pharmaceuticals, Medicinal Chemical & Botanical Products***	***48***
146,681	-	2,659	-	***Soaps & Detergents, Cleaning & Polishing, Perfumes and Toilet Preparations***	***49***
6,820	-	47,202	-	***Other Chemicals Products***	***50***
127	-	140	-	***Rubber Tyres and Tubes***	***51***
2,105	-	1,726	-	***Rubber Processing***	***52***
10,173	-	1,422	-	***Rubber Gloves***	***53***
3,332	-	1,424	-	***Other Rubber Products***	***54***
28,334	-	32,697	-	***Plastic Products***	***55***
1,845	-	2,549	-	***Glass and Glass Products***	***56***
6,129	-	1,662	-	***Refractory, Clay, Porcelain and Ceramic Products***	***57***
3,721	-	6,060	-	***Cement, Lime and Plaster***	***58***
48,956	-	12,486	-	***Non-Metallic Mineral Products***	***59***
9,617	-	10,019	-	***Basic Iron and Steel***	***60***
3,368	-	7,522	-	***Basic Precious and Other Non-Ferrous Metals***	***61***
1,018	-	1,536	-	***Casting of Metals***	***62***
15,083	-	8,144	-	***Structural Metal Products, Tanks, Reservoirs and Steam Generators***	***63***
20,224	-	45,385	-	***Other Fabricated Metal Products***	***64***

Jadual 2: Jadual Pengeluaran Domestik pada Harga Asas, Aktiviti mengikut Komoditi (RM'000), 2019

Table 2: Domestic Production Tables at Basic Prices, Activity by Commodity (RM'000), 2019

	Aktiviti / Komoditi	Insurans/ Takaful dan Tabungan Pencen *Insurance/ Takaful and Pension Funding*	Aktiviti Sokongan Perkhidmatan Kewangan dan Insurans/ Takaful *Activities Auxiliary to Financial Service and Insurance/ Takaful*	Hartanah *Real Estate*	Pemilikan Kediaman *Ownership of Dwellings*
		109	110	111	112
65	Enjin & Turbin, Alatan Kuasa Bendalir, Pam, Pemampat Lain, Kepala Paip dan Injap Lain	-	-	576	-
66	Jentera Kegunaan Umum Lain	-	-	4,396	-
67	Senjata, Peluru dan Mesin bertujuan Khas	-	-	4,734	-
68	Perkakasan Domestik	-	-	297	-
69	Komputer, Peranti, Mesin dan Kelengkapan Pejabat	-	-	994	-
70	Motor Elektrik, Penjana dan Transformer	-	-	981	-
71	Perkakasan Pengagihan & Pengawalan Elektrik, Bateri dan Akumulator	-	-	1,492	-
72	Kabel Gentian Optikal, Elektronik dan Elektrik Lain	-	-	9,217	-
73	Alatan Pendawaian, Kelengkapan Pencahayaan Elektrik dan Elektrik Lain	-	-	16,959	-
74	Komponen dan Papan Elektronik	-	-	249,566	-
75	Peralatan Komunikasi dan Elektronik Pengguna	-	-	8,556	-
76	Peralatan Penyinaran, Perubatan Elektro dan Elektroterapeutik	-	-	162	-
77	Kelengkapan Mengukur, Menguji, Memandu Arah dan Kawalan	-	-	3,573	-
78	Instrumen Optikal, Alatan Fotografi, Media Magnetik dan Optikal	-	-	-	-
79	Jam Tangan dan Jam	-	-	923	-
80	Kenderaan Bermotor, Treler dan Semi Treler	-	-	13,410	-
81	Motosikal	-	-	1,631	-
82	Kapal, Bot, Basikal dan 'Invalid Carriages'	-	-	66,215	-
83	Kelengkapan Pengangkutan Lain	-	-	546	-
84	Pembuatan Lain	-	-	3,511	-
85	Pembaikan & Pemasangan Mesin dan Kelengkapan	-	-	19,626	-
86	Elektrik dan Gas	-	-	78,502	-
87	Air	-	-	2,968	-
88	Pembetungan, Pengurusan Sisa & Aktiviti Pemulihan	-	-	4,034	-
89	Bangunan Kediaman	-	-	33,467	-
90	Bangunan Bukan Kediaman	-	-	30,227	-
91	Kejuruteraan Awam	-	-	78,966	-
92	Aktiviti Pembinaan Pertukangan Khas	-	-	25,762	-
93	Perdagangan Borong & Runcit, Pembaikan Kenderaan Bermotor dan Motosikal	-	-	7,079,465	-
94	Penginapan	-	-	227,558	-
95	Makanan dan Minuman	-	-	183,002	-
96	Pengangkutan Darat	-	-	85,864	-
97	Pengangkutan Air	-	-	885	-
98	Pengangkutan Udara	-	-	77,887	-
99	Penggudangan dan Aktiviti Sokongan untuk Pengangkutan	-	-	58,067	-
100	Perkhidmatan berkaitan Pengangkutan Air dan Udara	-	-	456,221	-
101	Perkhidmatan Operasi Lebuhraya, Jambatan dan Terowong	-	-	30,788	-
102	Perkhidmatan Pos dan Kurier	-	-	243	-
103	Aktiviti Penerbitan	-	-	6,876	-
104	Telekomunikasi	-	-	66,758	-
105	Aktiviti Wayang Gambar, Pemprograman dan Penyiaran	-	-	2,040	-
106	Perkhidmatan Komputer dan Maklumat	-	-	117,663	-
107	Perantaraan Kewangan	-	-	251,146	-
108	Perkhidmatan Kewangan Lain	-	22,725	40,786	-
109	Insurans/ Takaful dan Tabungan Pencen	35,269,980	-	489,646	-
110	Aktiviti Sokongan Perkhidmatan Kewangan dan Insurans/ Takaful	-	10,258,870	58,330	-
111	Hartanah	-	-	34,512,681	-
112	Pemilikan Kediaman	-	-	-	39,288,785
113	Sewaan dan Pajakan	-	-	10,044	-
114	Penyelidikan dan Pembangunan Saintifik	-	-	12,050	-
115	Profesional	-	-	55,462	-
116	Perkhidmatan Perniagaan	-	-	43,728	-
117	Pentadbiran Awam	-	-	-	-
118	Pendidikan	-	-	176,443	-
119	Kesihatan	-	-	30,594	-
120	Ketenteraman dan Keselamatan Awam	-	-	-	-
121	Pentadbiran Awam Lain	-	-	-	-
122	Institusi bukan Keuntungan yang Berkhidmat kepada Isi Rumah	-	-	26,092	-
123	Kesenian, Hiburan dan Rekreasi	-	-	46,081	-
124	Perkhidmatan Swasta Lain	-	-	21,680	-
	JUMLAH OUTPUT KOMODITI	**35,269,980**	**10,281,595**	**45,730,537**	**39,288,785**
	Pembelian Langsung oleh Residen di Luar Negeri	-	-	-	-

Jadual 2: Jadual Pengeluaran Domestik pada Harga Asas, Aktiviti mengikut Komoditi (RM'000), 2019

Table 2: Domestic Production Tables at Basic Prices, Activity by Commodity (RM'000), 2019

Sewaan dan Pajakan *Rental and Leasing*	**Penyelidikan dan Pembangunan Saintifik** *Scientific Research and Development*	**Profesional** *Professional*	**Perkhidmatan Perniagaan** *Business Services*	***Commodity*** / ***Activity***	
113	**114**	**115**	**116**		
675	-	962	-	***Engines & Turbines, Fluid Power Equipment, Other Pumps, Compressors, Taps and Valves***	***65***
9,527	-	8,722	-	***Other General Purpose Machinery***	***66***
5,139	-	13,027	-	***Weapons, Ammunition and Special Purpose Machinery***	***67***
420	-	1,764	-	***Domestic Appliances***	***68***
3,593	-	21,944	-	***Computers, Peripheral, Office Equipment and Machinery***	***69***
144	-	68	-	***Electric Motors, Generators and Transformers***	***70***
6,291	-	8,169	-	***Electricity Distribution & Control Apparatus, Batteries and Accumulators***	***71***
923	-	6,342	-	***Fibre Optic, Electronic and Other Electric Cables***	***72***
920	-	2,897	-	***Wiring Devices, Electric Lighting Equipment and Other Electrical***	***73***
128,236	-	1,063,579	-	***Electronic Components and Boards***	***74***
657	-	5,730	-	***Communication Equipment and Consumer Electronics***	***75***
103	-	714	-	***Irradiation Equipment, Electro Medical and Electrotherapeutic***	***76***
2,140	-	167,410	-	***Measuring Equipment, Testing, Navigating and Control***	***77***
-	-	3,495	-	***Optical Instruments, Photographic Equipment, Magnetic and Optical Media***	***78***
-	-	8	-	***Watches and Clocks***	***79***
5,274	-	239,754	-	***Motor Vehicles, Trailers and Semi Trailers***	***80***
839	-	10,696	-	***Motorcycles***	***81***
113,586	-	3,067	-	***Ships, Boats, Bicycles and Invalid Carriages***	***82***
760	-	3,049	-	***Other Transport Equipment***	***83***
1,619	-	6,223	-	***Other Manufacturing***	***84***
15,531	-	8,532	-	***Repair & Installation of Machinery and Equipment***	***85***
50,697	91,670	325,040	-	***Electricity and Gas***	***86***
4,019	8,438	-	-	***Water***	***87***
43,627	32,672	36,418	-	***Sewerage, Waste Management & Remediation Activities***	***88***
27,573	-	78,295	-	***Residential Buildings***	***89***
95,805	-	54,177	-	***Non-Residential Buildings***	***90***
119,918	-	481,632	-	***Civil Engineering***	***91***
36,815	-	34,113	-	***Specialised Construction Activities***	***92***
1,916,498	-	26,176,013	-	***Wholesale & Retail Trade, Repair of Motor Vehicles and Motorcycles***	***93***
42,883	5,450	119,746	383,050	***Accommodation***	***94***
147,080	-	522,495	-	***Food and Beverage***	***95***
1,843	24,274	682,603	-	***Land Transport***	***96***
1	26,674	1,623,662	-	***Water Transport***	***97***
105,867	4	162,790	3,830	***Air Transport***	***98***
7,496	85,063	7,135,513	-	***Warehousing and Support Activities for Transportation***	***99***
-	12,382	717,390	-	***Services Incidental to Water and Air Transportation***	***100***
-	76	32,843	-	***Highway Operation Services, Bridge and Tunnel***	***101***
-	40,591	1,159,120	-	***Postal and Courier Activities***	***102***
34,456	10,868	120,037	-	***Publishing Activities***	***103***
294,987	503,030	446,439	-	***Telecommunications***	***104***
18,045	574,932	307,387	-	***Motion Picture, Programming and Broadcasting Activities***	***105***
120,645	670,475	745,655	-	***Computer and Information Services***	***106***
-	149,885	20,072,805	-	***Monetary Intermediation***	***107***
6,796	67,626	401,057	-	***Other Financial Service***	***108***
-	206,244	-	-	***Insurance/ Takaful and Pension Funding***	***109***
230	366,366	42,363	-	***Activities Auxiliary to Financial Service and Insurance/ Takaful***	***110***
8,398	146,441	3,219,021	-	***Real Estate***	***111***
-	-	-	-	***Ownership of Dwellings***	***112***
4,623,773	2,480	79,585	-	***Rental and Leasing***	***113***
1,552	3,161,827	97,190	-	***Scientific Research and Development***	***114***
7,730	155,819	51,544,724	-	***Professional***	***115***
54,024	22,704	483,198	29,946,200	***Business Services***	***116***
-	96,668	908,252	-	***Public Administration***	***117***
-	112,419	68,098	1,112	***Education***	***118***
3,230	15,848	23,905	-	***Health***	***119***
-	-	-	-	***Public Order and Safety***	***120***
-	-	-	1,022,566	***Other Public Administration***	***121***
7,627	275	21,086	-	***Non-Profit Institutions Serving Households***	***122***
117,793	30,475	283,541	1,046,319	***Arts, Entertainment and Recreation***	***123***
6,512	3,450	103,911	-	***Other Private Services***	***124***
10,228,099	**7,545,359**	**124,002,645**	**32,745,173**	***TOTAL COMMODITY OUTPUT***	
-	-	-	-	***Direct Purchases Abroad by Residents***	

Jadual 2: Jadual Pengeluaran Domestik pada Harga Asas, Aktiviti mengikut Komoditi (RM'000), 2019

Table 2: Domestic Production Tables at Basic Prices, Activity by Commodity (RM'000), 2019

	Komoditi / Aktiviti	Pentadbiran Awam *Public Administration*	Pendidikan *Education*	Kesihatan *Health*	Ketenteraman dan Keselamatan Awam *Public Order and Safety*
		117	118	119	120
1	Padi	-	-	-	-
2	Tanaman Makanan	-	-	-	-
3	Sayur-sayuran	-	-	-	-
4	Buah-buahan	-	-	-	-
5	Getah	-	-	-	-
6	Kelapa Sawit	-	-	-	-
7	Tanaman Bunga	-	-	-	-
8	Pertanian Lain	-	-	-	-
9	Ternakan Ayam dan Itik	-	-	-	-
10	Ternakan Lain	-	-	-	-
11	Perhutanan dan Pembalakan	-	-	-	-
12	Perikanan dan Akuakultur	-	-	-	-
13	Minyak Mentah dan Gas Asli	-	-	-	-
14	Perlombongan Bijih Besi	-	-	-	-
15	Pengkuarian Batu, Pasir dan Tanah Liat	-	-	-	-
16	Perlombongan dan Pengkuarian Lain	-	-	-	-
17	Pemprosesan dan Pengawetan Daging	-	-	-	-
18	Pemprosesan dan Pengawetan Makanan Laut	-	-	-	-
19	Pemprosesan dan Pengawetan Buah-buahan & Sayur-sayuran	-	-	-	-
20	Produk Tenusu	-	-	-	-
21	Minyak & Lemak Sayuran dan Haiwan	-	-	-	-
22	Produk Bijian, Kanji dan Produk Berkanji	-	-	-	-
23	Produk Bakeri	-	-	-	-
24	Manisan	-	-	-	-
25	Prosesan Makanan Lain	-	-	-	-
26	Makanan Haiwan Tersedia	-	-	-	-
27	Spirit, Wain dan Minuman Keras	-	-	-	-
28	Minuman Ringan, Air Mineral & Minuman Lain yang Dibotolkan	-	-	-	-
29	Produk Tembakau	-	-	-	-
30	Penyediaan, Pemintalan dan Penenunan Tekstil	-	-	-	-
31	Penyiapan Akhir Tekstil	-	-	-	-
32	Tekstil Lain	-	-	-	-
33	Pakaian	-	-	-	-
34	Produk Kulit	-	-	-	-
35	Kasut	-	-	-	-
36	Pengilangan dan Pengetaman Kayu	-	-	-	-
37	Kepingan Venier dan Panel berasaskan Kayu	-	-	-	-
38	Pertukangan Kayu dan Tanggam untuk Jurubina	-	-	-	-
39	Bekas Kayu dan Produk Kayu Lain	-	-	-	-
40	Kertas dan Produk Kertas	-	-	-	-
41	Perabot	-	-	-	-
42	Penerbitan Semula Media Rakaman	-	-	-	-
43	Percetakan	-	-	-	-
44	Kok dan Produk Petroleum Bertapis	-	-	-	-
45	Kimia Asas	-	-	-	-
46	Baja dan Sebatian Nitrogen	-	-	-	-
47	Cat dan Varnis	-	-	-	-
48	Produk Farmaseutikal, Kimia Perubatan & Botani	-	-	-	-
49	Sabun & Bahan Pencuci, Pencuci dan Pengilat, Pewangi dan Dandanan Diri	-	-	-	-
50	Produk Kimia Lain	-	-	-	-
51	Tayar dan Tiub Getah	-	-	-	-
52	Prosesan Getah	-	-	-	-
53	Sarung Tangan Getah	-	-	-	-
54	Produk Getah Lain	-	-	-	-
55	Produk Plastik	-	-	-	-
56	Kaca dan Produk Kaca	-	-	-	-
57	Produk Refraktori, Tanah Liat, Porselin dan Seramik	-	-	-	-
58	Simen, Kapur dan Plaster	-	-	-	-
59	Produk Mineral bukan Logam	-	-	-	-
60	Besi dan Keluli Asas	-	-	-	-
61	Logam Asas Berharga dan Logam bukan Ferus Lain	-	-	-	-
62	Pengacuan Logam	-	-	-	-
63	Produk Struktur Logam, Tangki, Takungan dan Penjana Wap	-	-	-	-
64	Produk Logam Lain yang Direka	-	-	-	-

Jadual 2: Jadual Pengeluaran Domestik pada Harga Asas, Aktiviti mengikut Komoditi (RM'000), 2019

Table 2: Domestic Production Tables at Basic Prices, Activity by Commodity (RM'000), 2019

Pentadbiran Awam Lain *Other Public Administration*	Institusi bukan Keuntungan yang Berkhidmat kepada Isi rumah *Non-Profit Institutions Serving Households*	Kesenian, Hiburan dan Rekreasi *Arts, Entertainment and Recreation*	Perkhidmatan Swasta Lain *Other Private Services*	Jumlah Output Industri *Total Industry Output*	Commodity / Activity	
121	122	123	124			
-	-	-	-	2,892,589	Paddy	1
-	-	100	-	1,921,238	Food Crops	2
-	-	673	-	15,591,878	Vegetables	3
-	-	1,266	-	7,847,328	Fruits	4
-	-	-	-	4,321,319	Rubber	5
-	-	808	-	50,961,832	Oil Palm	6
-	-	2,040	-	7,499,369	Flower Plants	7
-	-	74	-	1,553,940	Other Agriculture	8
-	-	1,311	-	24,885,179	Poultry Farming	9
-	-	2,811	-	5,348,938	Other Livestock	10
-	-	-	-	10,030,833	Forestry and Logging	11
-	-	1,250	-	16,780,925	Fishing and Aquaculture	12
-	-	-	-	151,173,980	Crude Oil and Natural Gas	13
-	-	-	-	2,462,865	Mining of Metal Ores	14
-	-	-	-	11,978,908	Quarrying of Stone, Sand and Clay	15
-	-	-	-	1,341,575	Other Mining and Quarrying	16
-	-	-	-	7,785,106	Processing and Preserving of Meat	17
-	-	-	-	7,197,615	Processing and Preserving of Seafood	18
-	-	-	-	1,696,152	Processing and Preserving of Fruits & Vegetables	19
-	-	-	-	11,537,399	Dairy Products	20
-	-	-	-	129,207,603	Vegetable & Animal Oils and Fats	21
-	-	-	-	8,844,988	Grain Mill Products, Starches and Starch Products	22
-	-	-	-	10,416,793	Bakery Products	23
-	-	-	-	14,625,125	Confectionery	24
-	-	-	-	14,756,402	Other Food Processing	25
-	-	-	-	10,776,495	Prepared Animal Feeds	26
-	-	-	-	5,273,990	Spirits, Wines and Liquors	27
-	-	-	-	8,240,641	Soft Drinks, Mineral Waters and Other Bottled Waters	28
-	-	-	-	6,408,615	Tobacco Products	29
-	-	-	-	5,236,570	Preparation, Spinning and Weaving of Textiles	30
-	-	-	-	1,622,440	Finishing of Textiles	31
-	-	-	-	3,390,981	Other Textiles	32
-	-	-	-	9,270,010	Wearing Apparel	33
-	-	-	-	1,219,443	Leather Products	34
-	-	-	-	1,494,571	Footwear	35
-	-	-	-	12,216,004	Sawmilling and Planning of Wood	36
-	-	-	-	14,840,707	Veneer Sheets and Wood-based Panels	37
-	-	-	-	2,150,648	Builders' Carpentry and Joinery	38
-	-	-	-	2,534,080	Wooden Containers and Other Wood Products	39
-	-	-	-	21,790,752	Paper and Paper Products	40
-	-	-	-	16,194,865	Furniture	41
-	-	-	-	54,189	Reproduction of Recorded Media	42
-	-	-	-	12,554,514	Printing	43
-	-	-	-	189,561,101	Coke and Refined Petroleum Products	44
-	-	-	-	59,455,137	Basic Chemicals	45
-	-	-	-	4,648,073	Fertilizers and Nitrogen Compounds	46
-	-	-	-	6,805,345	Paints and Varnishes	47
-	-	-	-	5,035,758	Pharmaceuticals, Medicinal Chemical & Botanical Products	48
-	-	-	-	6,705,818	Soaps & Detergents, Cleaning & Polishing, Perfumes and Toilet Preparations	49
-	-	-	-	42,018,660	Other Chemicals Products	50
-	-	-	-	4,010,700	Rubber Tyres and Tubes	51
-	-	-	-	15,050,793	Rubber Processing	52
-	-	-	-	16,455,526	Rubber Gloves	53
-	-	-	-	5,518,676	Other Rubber Products	54
-	-	-	-	38,661,286	Plastic Products	55
-	-	-	-	6,834,004	Glass and Glass Products	56
-	-	-	-	5,256,780	Refractory, Clay, Porcelain and Ceramic Products	57
-	-	-	-	12,426,950	Cement, Lime and Plaster	58
-	-	-	-	23,487,656	Non-Metallic Mineral Products	59
-	-	-	-	32,103,221	Basic Iron and Steel	60
-	-	-	-	15,734,514	Basic Precious and Other Non-Ferrous Metals	61
-	-	-	-	2,865,877	Casting of Metals	62
-	-	-	-	21,960,805	Structural Metal Products, Tanks, Reservoirs and Steam Generators	63
-	-	-	-	41,152,253	Other Fabricated Metal Products	64

Jadual 2: Jadual Pengeluaran Domestik pada Harga Asas, Aktiviti mengikut Komoditi (RM'000), 2019

Table 2: Domestic Production Tables at Basic Prices, Activity by Commodity (RM'000), 2019

	Komoditi / Aktiviti	Pentadbiran Awam *Public Administration*	Pendidikan *Education*	Kesihatan *Health*	Ketenteraman dan Keselamatan Awam *Public Order and Safety*
		117	118	119	120
65	Enjin & Turbin, Alatan Kuasa Bendalir, Pam, Pemampat Lain, Kepala Paip dan Injap Lain	-	-	-	-
66	Jentera Kegunaan Umum Lain	-	-	-	-
67	Senjata, Peluru dan Mesin bertujuan Khas	-	-	-	-
68	Perkakasan Domestik	-	-	-	-
69	Komputer, Peranti, Mesin dan Kelengkapan Pejabat	-	-	-	-
70	Motor Elektrik, Penjana dan Transformer	-	-	-	-
71	Perkakasan Pengagihan & Pengawalan Elektrik, Bateri dan Akumulator	-	-	-	-
72	Kabel Gentian Optikal, Elektronik dan Elektrik Lain	-	-	-	-
73	Alatan Pendawaian, Kelengkapan Pencahayaan Elektrik dan Elektrik Lain	-	-	-	-
74	Komponen dan Papan Elektronik	-	-	-	-
75	Peralatan Komunikasi dan Elektronik Pengguna	-	-	-	-
76	Peralatan Penyinaran, Perubatan Elektro dan Elektroterapeutik	-	-	-	-
77	Kelengkapan Mengukur, Menguji, Memandu Arah dan Kawalan	-	-	-	-
78	Instrumen Optikal, Alatan Fotografi, Media Magnetik dan Optikal	-	-	-	-
79	Jam Tangan dan Jam	-	-	-	-
80	Kenderaan Bermotor, Treler dan Semi Treler	-	-	-	-
81	Motosikal	-	-	-	-
82	Kapal, Bot, Basikal dan 'Invalid Carriages'	-	-	-	-
83	Kelengkapan Pengangkutan Lain	-	-	-	-
84	Pembuatan Lain	-	-	-	-
85	Pembaikan & Pemasangan Mesin dan Kelengkapan	-	-	-	-
86	Elektrik dan Gas	-	-	-	-
87	Air	-	-	-	-
88	Pembetungan, Pengurusan Sisa & Aktiviti Pemulihan	-	-	-	-
89	Bangunan Kediaman	-	-	-	-
90	Bangunan Bukan Kediaman	-	-	-	-
91	Kejuruteraan Awam	-	-	-	-
92	Aktiviti Pembinaan Pertukangan Khas	-	-	-	-
93	Perdagangan Borong & Runcit, Pembaikan Kenderaan Bermotor dan Motosikal	-	-	-	-
94	Penginapan	-	-	-	-
95	Makanan dan Minuman	-	-	-	-
96	Pengangkutan Darat	-	-	-	-
97	Pengangkutan Air	-	-	-	-
98	Pengangkutan Udara	-	-	-	-
99	Penggudangan dan Aktiviti Sokongan untuk Pengangkutan	-	-	-	-
100	Perkhidmatan berkaitan Pengangkutan Air dan Udara	-	-	-	-
101	Perkhidmatan Operasi Lebuhraya, Jambatan dan Terowong	-	-	-	-
102	Perkhidmatan Pos dan Kurier	-	-	-	-
103	Aktiviti Penerbitan	-	-	-	-
104	Telekomunikasi	-	-	-	-
105	Aktiviti Wayang Gambar, Pemprograman dan Penyiaran	-	-	-	-
106	Perkhidmatan Komputer dan Maklumat	-	-	-	-
107	Perantaraan Kewangan	-	-	-	-
108	Perkhidmatan Kewangan Lain	-	-	-	-
109	Insurans/ Takaful dan Tabungan Pencen	-	-	-	-
110	Aktiviti Sokongan Perkhidmatan Kewangan dan Insurans/ Takaful	-	-	-	-
111	Hartanah	-	-	-	-
112	Pemilikan Kediaman	-	-	-	-
113	Sewaan dan Pajakan	-	-	-	-
114	Penyelidikan dan Pembangunan Saintifik	-	-	-	-
115	Profesional	-	-	-	-
116	Perkhidmatan Perniagaan	-	-	-	-
117	Pentadbiran Awam	55,984,461	-	-	-
118	Pendidikan	-	75,525,004	-	-
119	Kesihatan	-	-	51,705,162	-
120	Ketenteraman dan Keselamatan Awam	-	-	-	25,728,495
121	Pentadbiran Awam Lain	-	-	-	-
122	Institusi bukan Keuntungan yang Berkhidmat kepada Isi Rumah	-	-	-	-
123	Kesenian, Hiburan dan Rekreasi	-	-	-	-
124	Perkhidmatan Swasta Lain	-	-	-	-
	JUMLAH OUTPUT KOMODITI	**55,984,461**	**75,525,004**	**51,705,162**	**25,728,495**
	Pembelian Langsung oleh Residen di Luar Negeri	-	-	-	-

Jadual 2: Jadual Pengeluaran Domestik pada Harga Asas, Aktiviti mengikut Komoditi (RM'000), 2019

Table 2: Domestic Production Tables at Basic Prices, Activity by Commodity (RM'000), 2019

Pentadbiran Awam Lain *Other Public Administration*	Institusi bukan Keuntungan yang Berkhidmat kepada Isi rumah *Non-Profit Institutions Serving Households*	Kesenian, Hiburan dan Rekreasi *Arts, Entertainment and Recreation*	Perkhidmatan Swasta Lain *Other Private Services*	Jumlah Output Industri *Total Industry Output*	Commodity / Activity	
121	122	123	124			
-	-	-	-	3,246,174	Engines & Turbines, Fluid Power Equipment, Other Pumps, Compressors, Taps and Valves	65
-	-	-	-	15,650,378	Other General Purpose Machinery	66
-	-	-	-	14,295,414	Weapons, Ammunition and Special Purpose Machinery	67
-	-	-	-	7,116,237	Domestic Appliances	68
-	-	-	-	35,418,565	Computers, Peripheral, Office Equipment and Machinery	69
-	-	-	-	4,053,603	Electric Motors, Generators and Transformers	70
-	-	-	-	11,417,341	Electricity Distribution & Control Apparatus, Batteries and Accumulators	71
-	-	-	-	13,768,579	Fibre Optic, Electronic and Other Electric Cables	72
-	-	-	-	4,821,893	Wiring Devices, Electric Lighting Equipment and Other Electrical	73
-	-	-	-	196,425,498	Electronic Components and Boards	74
-	-	-	-	91,729,958	Communication Equipment and Consumer Electronics	75
-	-	-	-	4,757,644	Irradiation Equipment, Electro Medical and Electrotherapeutic	76
-	-	-	-	7,260,595	Measuring Equipment, Testing, Navigating and Control	77
-	-	-	-	3,160,486	Optical Instruments, Photographic Equipment, Magnetic	78
-	-	-	-	1,174,039	Watches and Clocks	79
-	-	-	-	56,892,354	Motor Vehicles, Trailers and Semi Trailers	80
-	-	-	-	3,143,508	Motorcycles	81
-	-	-	-	21,123,205	Ships, Boats, Bicycles and Invalid Carriages	82
-	-	-	-	7,394,015	Other Transport Equipment	83
-	-	-	-	11,248,626	Other Manufacturing	84
-	-	-	-	10,588,567	Repair & Installation of Machinery and Equipment	85
-	-	-	-	66,037,574	Electricity and Gas	86
-	-	-	-	9,611,429	Water	87
-	-	-	-	7,176,681	Sewerage, Waste Management & Remediation Activities	88
-	-	-	-	50,069,948	Residential Buildings	89
-	-	-	-	47,651,227	Non-Residential Buildings	90
-	-	-	-	91,862,876	Civil Engineering	91
-	-	-	-	44,474,521	Specialised Construction Activities	92
-	-	-	-	415,739,605	Wholesale & Retail Trade, Repair of Motor Vehicles and Motorcycles	93
-	-	179,038	280,386	18,077,497	Accommodation	94
-	-	-	-	105,403,839	Food and Beverage	95
-	-	-	-	37,076,886	Land Transport	96
-	-	-	-	17,540,549	Water Transport	97
-	-	-	-	26,545,139	Air Transport	98
-	-	-	-	24,505,905	Warehousing and Support Activities for Transportation	99
-	-	-	-	14,231,601	Services Incidental to Water and Air Transportation	100
-	-	-	-	11,265,788	Highway Operation Services, Bridge and Tunnel	101
-	-	-	-	6,105,848	Postal and Courier Activities	102
-	-	-	-	4,997,166	Publishing Activities	103
-	-	-	3,059,630	108,870,337	Telecommunications	104
-	-	-	-	12,494,972	Motion Picture, Programming and Broadcasting Activities	105
-	-	-	-	41,198,690	Computer and Information Services	106
-	-	-	-	82,718,313	Monetary Intermediation	107
-	-	-	-	13,108,293	Other Financial Service	108
-	-	-	-	35,965,869	Insurance/ Takaful and Pension Funding	109
-	-	-	-	10,726,160	Activities Auxiliary to Financial Service and Insurance/ Takaful	110
-	-	-	-	37,886,541	Real Estate	111
-	-	-	-	39,288,785	Ownership of Dwellings	112
-	-	-	-	4,715,882	Rental and Leasing	113
-	-	-	-	3,272,620	Scientific Research and Development	114
-	-	-	-	51,763,735	Professional	115
-	-	-	-	30,555,654	Business Services	116
-	-	-	-	56,989,381	Public Administration	117
-	-	-	-	76,078,822	Education	118
-	-	-	-	51,778,738	Health	119
-	-	-	-	25,728,495	Public Order and Safety	120
3,836,852	-	969,987	-	6,295,645	Other Public Administration	121
-	1,045,805	-	14,591	1,115,474	Non-Profit Institutions Serving Households	122
-	-	24,079,891	-	25,726,935	Arts, Entertainment and Recreation	123
-	-	-	11,060,882	11,196,434	Other Private Services	124
3,836,852	**1,045,805**	**25,239,249**	**14,415,489**	**3,464,214,860**	TOTAL COMMODITY OUTPUT	
-	-	-	-	-	Direct Purchases Abroad by Residents	

Jadual 3: Jadual Penggunaan Domestik pada Harga Asas, Komoditi mengikut Aktiviti (RM'000), 2019

Table 3: Domestic Use Tables at Basic Prices, Commodity by Activity (RM'000), 2019

	Komoditi \ Aktiviti	Padi *Paddy*	Tanaman Makanan *Food Crops*	Sayur-sayuran *Vegetables*	Buah-buahan *Fruits*	Getah *Rubber*
		1	2	3	4	5
1	Padi	5,618	-	4	-	-
2	Tanaman Makanan	-	2,406	-	29	-
3	Sayur-sayuran	-	55	1,401	45	-
4	Buah-buahan	-	-	7,645	31,233	-
5	Getah	-	-	-	-	193
6	Kelapa Sawit	-	-	-	-	-
7	Tanaman Bunga	-	-	-	-	-
8	Pertanian Lain	21,887	2,735	101,527	58,250	1,099
9	Ternakan Ayam dan Itik	-	-	-	-	-
10	Ternakan Lain	15	3	7,727	157	2,556
11	Perhutanan dan Pembalakan	-	-	-	-	153,720
12	Perikanan dan Akuakultur	-	-	-	-	-
13	Minyak Mentah dan Gas Asli	-	-	-	-	-
14	Perlombongan Bijih Besi	-	-	-	-	-
15	Pengkuarian Batu, Pasir dan Tanah Liat	-	-	-	-	-
16	Perlombongan dan Pengkuarian Lain	-	-	-	-	-
17	Pemprosesan dan Pengawetan Daging	-	-	-	-	-
18	Pemprosesan dan Pengawetan Makanan Laut	-	-	-	-	-
19	Pemprosesan dan Pengawetan Buah-buahan & Sayur-sayuran	-	-	-	-	-
20	Produk Tenusu	-	-	-	-	-
21	Minyak & Lemak Sayuran dan Haiwan	-	-	-	-	-
22	Produk Bijian, Kanji dan Produk Berkanji	-	-	-	-	-
23	Produk Bakeri	-	-	-	-	-
24	Manisan	-	-	-	-	-
25	Prosesan Makanan Lain	-	-	-	-	-
26	Makanan Haiwan Tersedia	-	-	-	-	-
27	Spirit, Wain dan Minuman Keras	-	-	-	-	-
28	Minuman Ringan, Air Mineral dan Minuman Lain yang Dibotolkan	-	-	-	-	-
29	Produk Tembakau	-	-	-	-	-
30	Penyediaan, Pemintalan dan Penenunan Tekstil	-	-	-	-	-
31	Penyiapan Akhir Tekstil	-	-	-	-	-
32	Tekstil Lain	-	-	-	-	-
33	Pakaian	-	241	-	12,244	-
34	Produk Kulit	-	-	-	-	-
35	Kasut	-	-	-	-	-
36	Pengilangan dan Pengetaman Kayu	-	-	-	-	-
37	Kepingan Venier dan Panel berasaskan Kayu	-	-	-	-	-
38	Pertukangan Kayu dan Tanggam untuk Jurubina	-	-	-	-	-
39	Bekas Kayu dan Produk Kayu Lain	-	-	-	-	-
40	Kertas dan Produk Kertas	-	-	1,603	-	-
41	Perabot	213	84	1,611	1,474	204
42	Penerbitan Semula Media Rakaman	-	-	-	-	-
43	Percetakan	-	-	-	-	-
44	Kok dan Produk Petroleum Bertapis	11,956	9,774	180,201	257,846	225,064
45	Kimia Asas	40,655	24,903	400,245	182,008	49,472
46	Baja dan Sebatian Nitrogen	61,078	89,822	629,277	242,757	101,925
47	Cat dan Varnis	-	31	126	13	-
48	Produk Farmaseutikal, Kimia Perubatan dan Botani	118	-	-	6	-
49	Sabun & Bahan Pencuci, Pencuci dan Pengilat, Pewangi dan Dandanan Diri	-	-	-	-	-
50	Produk Kimia Lain	10,952	7,446	79,446	42,176	14,250
51	Tayar dan Tiub Getah	-	-	-	-	-
52	Prosesan Getah	-	-	-	-	-
53	Sarung Tangan Getah	-	-	-	-	-
54	Produk Getah Lain	-	-	-	-	-
55	Produk Plastik	388	1,855	64,330	27,011	1,149
56	Kaca dan Produk Kaca	-	-	-	-	-
57	Produk Refraktori, Tanah Liat, Porselin dan Seramik	-	-	-	-	-
58	Simen, Kapur dan Plaster	-	-	395	4	-
59	Produk Mineral bukan Logam	-	-	-	-	-
60	Besi dan Keluli Asas	-	-	-	-	-
61	Logam Asas Berharga dan Logam bukan Ferus Lain	-	-	-	-	-
62	Pengacuan Logam	-	-	-	-	-
63	Produk Struktur Logam, Tangki, Takungan dan Penjana Wap	-	-	30	-	-
64	Produk Logam Lain yang Direka	-	-	2	-	-
65	Enjin & Turbin, Alatan Kuasa Bendalir, Pam, Pemampat, Kepala Paip dan Injap Lain	-	-	-	-	-
66	Jentera Kegunaan Umum Lain	-	-	-	-	-
67	Senjata, Peluru dan Mesin bertujuan Khas	2,076	699	16,202	14,919	2,475
68	Perkakasan Domestik	-	-	-	-	-

Jadual 3: Jadual Penggunaan Domestik pada Harga Asas, Komoditi mengikut Aktiviti (RM'000), 2019

Table 3: Domestic Use Tables at Basic Prices, Commodity by Activity (RM'000), 2019

Kelapa Sawit *Oil Palm*	Tanaman Bunga *Flower Plants*	Pertanian Lain *Other Agriculture*	Menternak Ayam & Itik *Poultry Farming*	Ternakan Lain *Other Livestock*	Activity / Commodity	
6	7	8	9	10		
-	-	-	-	12	Paddy	1
-	-	-	-	-	Food Crops	2
-	-	-	-	41	Vegetables	3
2	-	-	-	-	Fruits	4
-	-	-	-	-	Rubber	5
-	-	-	-	-	Oil Palm	6
927	11,821	235	7,116	221	Flower Plants	7
558,242	24,565	29,953	1,910	136	Other Agriculture	8
-	-	-	1,654	-	Poultry Farming	9
20,299	56	2	52,016	10,089	Other Livestock	10
203,911	39,053	1,305	-	-	Forestry and Logging	11
-	-	-	-	-	Fishing and Aquaculture	12
-	-	-	-	-	Crude Oil and Natural Gas	13
-	-	-	-	-	Mining of Metal Ores	14
-	-	-	13,651	515	Quarrying of Stone, Sand and Clay	15
23,997	-	-	-	-	Other Mining and Quarrying	16
-	-	-	-	-	Processing and Preserving of Meat	17
-	-	-	-	-	Processing and Preserving of Seafood	18
368	-	-	-	-	Processing and Preserving of Fruits & Vegetables	19
-	-	-	-	-	Dairy Products	20
-	-	-	-	-	Vegetable & Animal Oils and Fats	21
-	-	-	-	-	Grain Mill Products, Starches and Starch Products	22
-	-	-	-	-	Bakery Products	23
-	-	-	-	-	Confectionery	24
-	-	-	-	-	Other Food Processing	25
4,591	-	-	5,279,900	1,689,036	Prepared Animal Feeds	26
-	-	-	-	-	Spirits, Wines and Liquors	27
-	-	-	-	-	Soft Drinks, Mineral Waters and Other Bottled Waters	28
-	-	-	-	-	Tobacco Products	29
-	-	-	-	-	Preparation, Spinning and Weaving of Textiles	30
-	-	-	-	-	Finishing of Textiles	31
-	-	-	-	-	Other Textiles	32
148	-	-	-	-	Wearing Apparel	33
-	-	-	-	-	Leather Products	34
-	-	-	-	-	Footwear	35
-	-	-	143,597	1	Sawmilling and Planning of Wood	36
-	-	-	-	-	Veneer Sheets and Wood-based Panels	37
-	-	-	-	-	Builders' Carpentry and Joinery	38
-	-	-	-	-	Wooden Containers and Other Wood Products	39
-	-	-	87	11	Paper and Paper Products	40
6,292	5,567	275	1,641	548	Furniture	41
-	-	-	-	-	Reproduction of Recorded Media	42
-	-	-	-	-	Printing	43
373,215	195,967	38,043	130,983	44,370	Coke and Refined Petroleum Products	44
468,101	163,017	11,000	140	114	Basic Chemicals	45
1,521,384	153,541	34,245	4	18	Fertilizers and Nitrogen Compounds	46
505	74	8	-	-	Paints and Varnishes	47
896	-	4	135,686	17,598	Pharmaceuticals, Medicinal Chemical and Botanical Products	48
-	-	-	37	-	Soaps & Detergents, Cleaning & Polishing, Perfumes and Toilet Preparations	49
346,154	65,191	10,855	2	32	Other Chemicals Products	50
-	-	-	-	-	Rubber Tyres and Tubes	51
-	-	-	-	-	Rubber Processing	52
-	-	-	-	-	Rubber Gloves	53
-	-	-	-	-	Other Rubber Products	54
6,025	64,288	3,524	21,877	2,864	Plastic Products	55
-	-	-	-	-	Glass and Glass Products	56
5	659	-	-	-	Refractory, Clay, Porcelain and Ceramic Products	57
400	-	19	4	-	Cement, Lime and Plaster	58
6	53	-	-	-	Non-Metallic Mineral Products	59
-	-	-	-	-	Basic Iron and Steel	60
20	-	-	-	-	Basic Precious and Other Non-Ferrous Metals	61
-	-	-	-	-	Casting of Metals	62
-	-	-	-	-	Structural Metal Products, Tanks, Reservoirs and Steam Generators	63
178	345	-	-	-	Other Fabricated Metal Products	64
-	-	-	-	-	Engines & Turbines, Fluid Power Equipment, Other Pumps, Compressors, Taps and Valves	65
-	-	-	-	-	Other General Purpose Machinery	66
49,900	41,452	3,159	14,851	6,363	Weapons, Ammunition and Special Purpose Machinery	67
-	-	-	-	-	Domestic Appliances	68

Jadual 3: Jadual Penggunaan Domestik pada Harga Asas, Komoditi mengikut Aktiviti (RM'000), 2019

Table 3: Domestic Use Tables at Basic Prices, Commodity by Activity (RM'000), 2019

	Komoditi \ Aktiviti	Padi *Paddy*	Tanaman Makanan *Food Crops*	Sayur-sayuran *Vegetables*	Buah-buahan *Fruits*	Getah *Rubber*
		1	2	3	4	5
69	Komputer, Peranti, Mesin dan Kelengkapan Pejabat	88	35	735	623	104
70	Motor Elektrik, Penjana dan Transformer	-	-	-	-	-
71	Perkakasan Pengagihan & Pengawalan Elektrik, Bateri dan Akumulator	-	-	-	-	-
72	Kabel Gentian Optikal, Elektronik dan Elektrik Lain	-	-	-	-	-
73	Alatan Pendawaian, Kelengkapan Pencahayaan Elektrik dan Elektrik Lain	-	-	-	-	-
74	Komponen dan Papan Elektronik	-	-	-	-	-
75	Peralatan Komunikasi dan Elektronik Pengguna	-	-	2,016	-	-
76	Peralatan Penyinaran, Perubatan Elektro dan Elektroterapeutik	-	-	-	-	-
77	Kelengkapan Mengukur, Menguji, Memandu Arah dan Kawalan	-	-	-	-	-
78	Instrumen Optikal, Alatan Fotografi, Media Magnetik dan Optikal	-	-	-	-	-
79	Jam Tangan dan Jam	-	-	-	-	-
80	Kenderaan Bermotor, Treler dan Semi Treler	25,531	5,741	103,924	76,213	15,070
81	Motosikal	-	-	-	-	-
82	Kapal, Bot, Basikal dan 'Invalid Carriages'	-	-	-	-	-
83	Kelengkapan Pengangkutan Lain	-	-	-	-	-
84	Pembuatan Lain	37	37	308	822	104
85	Pembaikan & Pemasangan Mesin dan Kelengkapan	-	-	-	-	-
86	Elektrik dan Gas	1,459	56,291	73,704	28,191	8,878
87	Air	667	17,892	55,569	10,707	3,359
88	Pembetungan, Pengurusan Sisa dan Aktiviti Pemulihan	351	70	962	5,757	343
89	Bangunan Kediaman	-	-	-	-	-
90	Bangunan Bukan Kediaman	-	-	-	-	-
91	Kejuruteraan Awam	-	-	-	-	-
92	Aktiviti Pembinaan Pertukangan Khas	-	-	-	-	-
93	Perdagangan Borong & Runcit, Pembaikan Kenderaan Bermotor dan Motosikal	48,500	54,854	426,462	239,641	134,073
94	Penginapan	506	521	7,728	8,696	2,442
95	Makanan dan Minuman	5,818	5,210	46,637	34,398	11,598
96	Pengangkutan Darat	3,624	4,363	33,947	19,154	10,918
97	Pengangkutan Air	1,267	1,527	11,874	6,693	3,812
98	Pengangkutan Udara	1,069	1,074	13,214	12,054	4,436
99	Penggudangan dan Aktiviti Sokongan untuk Pengangkutan	440	530	4,120	2,322	1,323
100	Perkhidmatan berkaitan Pengangkutan Air dan Udara	-	-	-	-	-
101	Perkhidmatan Operasi Lebuhraya, Jambatan dan Terowong	-	-	-	-	-
102	Perkhidmatan Pos dan Kurier	6	116	748	721	260
103	Aktiviti Penerbitan	-	-	-	-	-
104	Telekomunikasi	949	1,050	24,819	29,337	7,657
105	Aktiviti Wayang Gambar, Pemprograman dan Penyiaran	-	-	-	-	-
106	Perkhidmatan Komputer dan Maklumat	-	1	642	557	2
107	Perantaraan Kewangan	47,564	29,125	207,073	134,242	22,024
108	Perkhidmatan Kewangan Lain	2,736	3,035	22,520	133,490	5,971
109	Insurans/ Takaful dan Tabungan Pencen	778	1,441	11,407	21,128	3,545
110	Aktiviti Sokongan Perkhidmatan Kewangan dan Insurans/ Takaful	38	61	1,736	2,186	384
111	Hartanah	2,043	796	18,644	14,297	3,431
112	Pemilikan Kediaman	-	-	-	-	-
113	Sewaan dan Pajakan	-	-	1	-	-
114	Penyelidikan dan Pembangunan Saintifik	-	-	-	-	-
115	Profesional	12,862	4,022	59,776	157,316	16,475
116	Perkhidmatan Perniagaan	75	412	2,183	6,306	4,934
117	Pentadbiran Awam	-	-	-	-	-
118	Pendidikan	-	-	-	-	-
119	Kesihatan	-	-	-	-	-
120	Ketenteraman dan Keselamatan Awam	-	-	-	-	-
121	Pentadbiran Awam Lain	-	-	-	-	-
122	Institusi bukan Keuntungan yang Berkhidmat kepada Isi Rumah	-	-	-	-	-
123	Kesenian, Hiburan dan Rekreasi	-	-	-	-	-
124	Perkhidmatan Swasta Lain	-	-	-	-	-
	JUMLAH INPUT PERANTARAAN	**311,366**	**328,260**	**2,622,521**	**1,815,023**	**813,250**
	Pembelian Langsung oleh Residen di Luar Negeri	-	-	-	-	-
	Pembelian Dalam Negeri oleh Bukan Residen	-	-	-	-	-
	JUMLAH INPUT	**311,366**	**328,260**	**2,622,521**	**1,815,023**	**813,250**
	Komoditi Import	**151,823**	**125,134**	**1,205,541**	**650,868**	**190,967**
	Cukai ke atas Produk	6,792	3,984	43,319	32,677	7,561
	Subsidi ke atas Produk	8,345	9,423	70,344	34,426	18,975
	Nilai Ditambah Kasar	2,430,953	1,473,283	11,790,841	5,383,185	3,328,516
	Pampasan Pekerja	77,015	117,497	998,420	187,485	297,210
	Cukai Bersih Lain ke atas Pengeluaran	12,754	6,426	49,713	24,991	11,919
	Lebihan Kendalian, Kasar	2,341,183	1,349,361	10,742,708	5,170,709	3,019,386
	Penggunaan Modal Tetap	178,323	118,441	961,210	483,773	266,401
	Lebihan Kendalian, Bersih	2,162,861	1,230,920	9,781,498	4,686,936	2,752,985
	JUMLAH OUTPUT	**2,892,589**	**1,921,238**	**15,591,878**	**7,847,328**	**4,321,319**

Jadual 3: Jadual Penggunaan Domestik pada Harga Asas, Komoditi mengikut Aktiviti (RM'000), 2019

Table 3: Domestic Use Tables at Basic Prices, Commodity by Activity (RM'000), 2019

Kelapa Sawit *Oil Palm*	Tanaman Bunga *Flower Plants*	Pertanian Lain *Other Agriculture*	Menternak Ayam & Itik *Poultry Farming*	Ternakan Lain *Other Livestock*	Activity / Commodity	
6	7	8	9	10		
2,115	944	122	271	107	Computers, Peripheral, Office Equipment and Machinery	69
-	-	-	-	-	Electric Motors, Generators and Transformers	70
-	-	-	-	-	Electricity Distribution & Control Apparatus, Batteries and Accumulators	71
-	-	-	-	-	Fibre Optic Cables, Electronic and Other Electric	72
-	-	-	-	-	Wiring Devices, Electric Lighting Equipment and Other Electrical	73
-	-	-	-	-	Electronic Components and Boards	74
-	-	-	109	14	Communication Equipment and Consumer Electronics	75
-	-	-	-	-	Irradiation Equipment, Electro Medical and Electrotherapeutic	76
-	-	-	-	-	Measuring Equipment, Testing, Navigating and Control	77
-	-	-	-	-	Optical Instruments, Photographic Equipment, Magnetic and Optical Media	78
-	-	-	-	-	Watches and Clocks	79
281,251	117,011	23,088	99,419	30,778	Motor Vehicles, Trailers and Semi Trailers	80
-	-	-	-	-	Motorcycles	81
-	-	-	-	-	Ships, Boats, Bicycles and Invalid Carriages	82
-	-	-	-	-	Other Transport Equipment	83
2,246	1,098	67	662	97	Other Manufacturing	84
-	-	-	-	-	Repair & Installation of Machinery and Equipment	85
93,096	65,336	6,096	86,909	32,885	Electricity and Gas	86
25,343	62,404	1,252	16,953	8,271	Water	87
7,569	1,721	186	1,304	426	Sewerage, Waste Management and Remediation Activities	88
-	-	-	-	-	Residential Buildings	89
-	-	-	-	-	Non-Residential Buildings	90
-	-	-	-	-	Civil Engineering	91
-	-	-	24,302	7,397	Specialised Construction Activities	92
1,033,433	249,738	41,663	1,272,652	390,459	Wholesale & Retail Trade, Repair of Motor Vehicles and Motorcycles	93
19,001	6,773	2,766	7,099	2,810	Accommodation	94
134,590	29,125	41,358	78,564	13,900	Food and Beverage	95
81,991	19,460	3,256	101,121	30,994	Land Transport	96
28,679	6,799	1,137	35,368	10,840	Water Transport	97
31,585	10,932	3,932	20,357	7,083	Air Transport	98
9,952	2,359	395	12,274	3,762	Warehousing and Support Activities for Transportation	99
-	-	-	-	-	Services Incidental to Water and Air Transportation	100
-	-	-	-	-	Highway Operation Services, Bridge and Tunnel	101
4,796	108	86	4,875	627	Postal and Courier Activities	102
-	-	-	-	-	Publishing Activities	103
30,509	6,271	2,861	20,601	12,393	Telecommunications	104
-	-	-	-	-	Motion Picture, Programming and Broadcasting Activities	105
2,196	38	41	-	-	Computer and Information Services	106
587,533	113,499	47,327	553,888	165,248	Monetary Intermediation	107
65,920	9,538	2,835	45,955	6,644	Other Financial Service	108
39,429	4,758	1,864	26,548	5,892	Insurance/ Takaful and Pension Funding	109
3,451	13,309	151	1,099	541	Activities Auxiliary to Financial Service and Insurance/ Takaful	110
78,871	25,265	3,731	12,848	5,418	Real Estate	111
-	-	-	-	-	Ownership of Dwellings	112
1,242	44	1	228	75	Rental and Leasing	113
-	-	-	-	-	Scientific Research and Development	114
410,765	13,804	11,415	399,802	115,675	Professional	115
76,061	328	485	6,817	2,880	Business Services	116
-	-	-	-	-	Public Administration	117
-	-	-	-	-	Education	118
-	-	-	-	-	Health	119
-	-	-	-	-	Public Order and Safety	120
-	-	-	-	-	Other Public Administration	121
-	-	-	-	-	Non-Profit Institutions Serving Households	122
-	-	-	-	-	Arts, Entertainment and Recreation	123
-	-	-	-	-	Other Private Services	124
6,637,190	**1,526,312**	**328,744**	**8,635,184**	**2,627,182**	TOTAL INTERMEDIATE INPUT	
-	-	-	-	-	Direct Purchases Abroad by Residents	
-	-	-	-	-	Domestic Purchases by Non-Residents	
6,637,190	**1,526,312**	**328,744**	**8,635,184**	**2,627,182**	TOTAL INPUT	
4,196,860	**549,616**	**140,920**	**1,428,293**	**375,992**	Imported Commodities	
118,368	30,515	6,300	108,786	31,841	Taxes on Products	
167,650	23,047	4,921	5,070	1,723	Subsidies on Products	
40,177,064	5,415,973	1,082,898	14,717,986	2,315,646	Gross Value Added	
15,036,318	611,400	175,758	1,808,886	218,170	Compensation of Employees	
162,590	23,937	6,206	79,895	17,194	Other Net Taxes on Production	
24,978,156	4,780,636	900,935	12,829,205	2,080,282	Operating Surplus, Gross	
3,141,703	462,322	95,798	1,534,125	329,752	Consumption of Fixed Capital	
21,836,453	4,318,313	805,137	11,295,079	1,750,530	Operating Surplus, Net	
50,961,832	**7,499,369**	**1,553,940**	**24,885,179**	**5,348,938**	TOTAL OUTPUT	

Jadual 3: Jadual Penggunaan Domestik pada Harga Asas, Komoditi mengikut Aktiviti (RM'000), 2019

Table 3: Domestic Use Tables at Basic Prices, Commodity by Activity (RM'000), 2019

	Komoditi \ Aktiviti	Perhutanan dan Pembalakan *Forestry and Logging*	Perikanan dan Akuakultur *Fishing and Aquaculture*	Minyak Mentah dan Gas Asli *Crude Oil and Natural Gas*	Perlombongan Bijih Besi *Mining of Metal Ores*	Pengkuarian Batu, Pasir dan Tanah Liat *Quarrying of Stone, Sand and Clay*
		11	12	13	14	15
1	Padi	-	-	-	-	-
2	Tanaman Makanan	-	-	-	-	-
3	Sayur-sayuran	-	-	-	-	-
4	Buah-buahan	-	-	-	-	-
5	Getah	-	-	-	-	-
6	Kelapa Sawit	-	-	-	-	-
7	Tanaman Bunga	-	-	-	-	-
8	Pertanian Lain	-	-	-	-	-
9	Ternakan Ayam dan Itik	-	-	-	-	-
10	Ternakan Lain	-	-	-	-	-
11	Perhutanan dan Pembalakan	669,165	-	-	-	-
12	Perikanan dan Akuakultur	-	20,444	-	-	-
13	Minyak Mentah dan Gas Asli	-	-	11,333,488	-	-
14	Perlombongan Bijih Besi	-	-	-	16	-
15	Pengkuarian Batu, Pasir dan Tanah Liat	520	-	-	-	464
16	Perlombongan dan Pengkuarian Lain	-	-	6,168	1,249	10,089
17	Pemprosesan dan Pengawetan Daging	-	-	-	-	-
18	Pemprosesan dan Pengawetan Makanan Laut	-	-	-	-	-
19	Pemprosesan dan Pengawetan Buah-buahan & Sayur-sayuran	-	-	-	-	-
20	Produk Tenusu	-	-	-	-	-
21	Minyak & Lemak Sayuran dan Haiwan	-	-	-	-	-
22	Produk Bijian, Kanji dan Produk Berkanji	-	-	-	-	-
23	Produk Bakeri	-	-	-	-	-
24	Manisan	-	-	-	-	-
25	Prosesan Makanan Lain	-	-	-	-	-
26	Makanan Haiwan Tersedia	-	550,460	-	-	-
27	Spirit, Wain dan Minuman Keras	-	-	-	-	-
28	Minuman Ringan, Air Mineral dan Minuman Lain yang Dibotolkan	-	-	-	-	-
29	Produk Tembakau	-	-	-	-	-
30	Penyediaan, Pemintalan dan Penenunan Tekstil	-	-	-	-	-
31	Penyiapan Akhir Tekstil	-	-	-	-	-
32	Tekstil Lain	-	-	-	-	-
33	Pakaian	31	-	2,146	317	1,188
34	Produk Kulit	-	-	-	-	-
35	Kasut	-	-	-	-	-
36	Pengilangan dan Pengetaman Kayu	2,349	62	-	514	4,068
37	Kepingan Venier dan Panel berasaskan Kayu	-	-	-	-	-
38	Pertukangan Kayu dan Tanggam untuk Jurubina	-	-	-	-	-
39	Bekas Kayu dan Produk Kayu Lain	-	5,722	-	-	-
40	Kertas dan Produk Kertas	-	-	-	2,073	10,631
41	Perabot	-	1,367	8,690	-	-
42	Penerbitan Semula Media Rakaman	-	-	-	-	-
43	Percetakan	-	-	222,789	-	-
44	Kok dan Produk Petroleum Bertapis	456,408	941,245	772,094	215,272	1,518,727
45	Kimia Asas	71,475	8,916	135,417	68,042	382,505
46	Baja dan Sebatian Nitrogen	6,106	47	-	-	2
47	Cat dan Varnis	1,063	-	732	-	-
48	Produk Farmaseutikal, Kimia Perubatan dan Botani	-	1,380	718	-	-
49	Sabun & Bahan Pencuci, Pencuci dan Pengilat, Pewangi dan Dandanan Diri	-	-	917	-	-
50	Produk Kimia Lain	21,349	87	-	12,085	72,216
51	Tayar dan Tiub Getah	-	-	-	-	2,626
52	Prosesan Getah	-	-	-	-	49,784
53	Sarung Tangan Getah	-	-	-	-	-
54	Produk Getah Lain	-	1	-	-	-
55	Produk Plastik	149	63,632	15,921	494	4,306
56	Kaca dan Produk Kaca	-	-	-	-	-
57	Produk Refraktori, Tanah Liat, Porselin dan Seramik	-	-	-	-	1,547
58	Simen, Kapur dan Plaster	-	-	-	709	8,755
59	Produk Mineral bukan Logam	-	-	-	-	18,455
60	Besi dan Keluli Asas	-	-	-	72	9,647
61	Logam Asas Berharga dan Logam bukan Ferus Lain	-	-	-	-	35
62	Pengacuan Logam	-	-	417	3,545	89,979
63	Produk Struktur Logam, Tangki, Takungan dan Penjana Wap	-	-	9,912	4,328	111,613
64	Produk Logam Lain yang Direka	-	-	292,034	3,214	373,016
65	Enjin & Turbin, Alatan Kuasa Bendalir, Pam, Pemampat, Kepala Paip dan Injap Lain	-	-	60,173	-	-
66	Jentera Kegunaan Umum Lain	-	-	8,432	234	-
67	Senjata, Peluru dan Mesin bertujuan Khas	52,470	20,413	361,678	-	209,872
68	Perkakasan Domestik	-	-	-	-	-

Jadual 3: Jadual Penggunaan Domestik pada Harga Asas, Komoditi mengikut Aktiviti (RM'000), 2019

Table 3: Domestic Use Tables at Basic Prices, Commodity by Activity (RM'000), 2019

Perlombongan dan Pengkuarian Lain *Other Mining and Quarrying*	Pemprosesan dan Pengawetan Daging *Processing and Preserving of Meat*	Pemprosesan dan Pengawetan Makanan Laut *Processing and Preserving of Seafood*	Pemprosesan dan Pengawetan Buah-buahan & Sayur-sayuran *Processing and Preserving of Fruits & Vegetables*	Produk Tenusu *Dairy Products*	Activity / Commodity	
16	17	18	19	20		
-	-	-	-	-	***Paddy***	***1***
-	28	63	12,334	27	***Food Crops***	***2***
-	34	717	45,688	-	***Vegetables***	***3***
-	-	-	160,968	-	***Fruits***	***4***
-	-	-	-	-	***Rubber***	***5***
-	-	-	-	-	***Oil Palm***	***6***
-	-	-	-	-	***Flower Plants***	***7***
-	134	4,886	31,602	619	***Other Agriculture***	***8***
-	1,442,306	-	-	-	***Poultry Farming***	***9***
-	1,128,393	-	713	1,623,731	***Other Livestock***	***10***
-	-	-	2,350	-	***Forestry and Logging***	***11***
-	-	2,399,533	-	-	***Fishing and Aquaculture***	***12***
-	-	-	-	-	***Crude Oil and Natural Gas***	***13***
58	-	-	-	-	***Mining of Metal Ores***	***14***
157	-	-	-	-	***Quarrying of Stone, Sand and Clay***	***15***
670	-	18,033	-	-	***Other Mining and Quarrying***	***16***
-	-	-	2	-	***Processing and Preserving of Meat***	***17***
-	-	-	-	-	***Processing and Preserving of Seafood***	***18***
-	-	-	8,455	27,377	***Processing and Preserving of Fruits & Vegetables***	***19***
-	-	-	-	737,309	***Dairy Products***	***20***
-	74,963	1,837	2,319	159,859	***Vegetable & Animal Oils and Fats***	***21***
-	4,518	5,330	6,458	86,172	***Grain Mill Products, Starches and Starch Products***	***22***
-	-	-	-	150	***Bakery Products***	***23***
-	-	-	44,648	860,407	***Confectionery***	***24***
-	113,578	82,510	7,411	115,860	***Other Food Processing***	***25***
-	-	20,928	41	-	***Prepared Animal Feeds***	***26***
-	-	-	-	66	***Spirits, Wines and Liquors***	***27***
-	11	386	14,433	2,437	***Soft Drinks, Mineral Waters and Other Bottled Waters***	***28***
-	-	-	-	-	***Tobacco Products***	***29***
-	-	1	-	-	***Preparation, Spinning and Weaving of Textiles***	***30***
-	-	-	-	-	***Finishing of Textiles***	***31***
-	-	5	-	-	***Other Textiles***	***32***
369	355	2,928	447	4,656	***Wearing Apparel***	***33***
-	-	-	-	-	***Leather Products***	***34***
-	-	-	-	-	***Footwear***	***35***
1,955	-	-	-	-	***Sawmilling and Planning of Wood***	***36***
-	1,111	19,701	-	-	***Veneer Sheets and Wood-based Panels***	***37***
-	-	-	-	-	***Builders' Carpentry and Joinery***	***38***
-	41	2,617	1,228	6,237	***Wooden Containers and Other Wood Products***	***39***
627	722	15,228	2,753	50,173	***Paper and Paper Products***	***40***
-	119	1,659	380	1,641	***Furniture***	***41***
-	-	-	-	-	***Reproduction of Recorded Media***	***42***
-	113	2,332	216	1,424	***Printing***	***43***
88,354	941,800	99,367	49,411	132,311	***Coke and Refined Petroleum Products***	***44***
35,368	122,241	91,517	12,359	158,769	***Basic Chemicals***	***45***
1	1,100	74	483	-	***Fertilizers and Nitrogen Compounds***	***46***
-	-	-	-	-	***Paints and Varnishes***	***47***
-	-	1,743	59	34,366	***Pharmaceuticals, Medicinal Chemical and Botanical Products***	***48***
-	-	-	-	-	***Soaps & Detergents, Cleaning & Polishing, Perfumes and Toilet Preparations***	***49***
7,949	10,306	17,258	2,884	18,890	***Other Chemicals Products***	***50***
20	-	-	-	-	***Rubber Tyres and Tubes***	***51***
-	-	-	-	-	***Rubber Processing***	***52***
-	-	-	-	-	***Rubber Gloves***	***53***
-	-	-	-	-	***Other Rubber Products***	***54***
7	9,463	27,518	6,781	291,512	***Plastic Products***	***55***
-	6	489	21	1,407	***Glass and Glass Products***	***56***
-	-	-	-	-	***Refractory, Clay, Porcelain and Ceramic Products***	***57***
-	-	-	-	-	***Cement, Lime and Plaster***	***58***
3,196	-	-	-	-	***Non-Metallic Mineral Products***	***59***
9	-	-	-	-	***Basic Iron and Steel***	***60***
-	-	-	-	-	***Basic Precious and Other Non-Ferrous Metals***	***61***
680	-	-	-	-	***Casting of Metals***	***62***
829	-	-	-	-	***Structural Metal Products, Tanks, Reservoirs and Steam Generators***	***63***
13,374	474	14,590	10,547	330,186	***Other Fabricated Metal Products***	***64***
-	-	-	-	-	***Engines & Turbines, Fluid Power Equipment, Other Pumps, Compressors, Taps and Valves***	***65***
-	25,202	17,622	2,045	23,518	***Other General Purpose Machinery***	***66***
6,956	-	-	-	-	***Weapons, Ammunition and Special Purpose Machinery***	***67***
-	25	-	-	-	***Domestic Appliances***	***68***

Jadual 3: Jadual Penggunaan Domestik pada Harga Asas, Komoditi mengikut Aktiviti (RM'000), 2019

Table 3: Domestic Use Tables at Basic Prices, Commodity by Activity (RM'000), 2019

	Komoditi / Aktiviti	Perhutanan dan Pembalakan *Forestry and Logging*	Perikanan dan Akuakultur *Fishing and Aquaculture*	Minyak Mentah dan Gas Asli *Crude Oil and Natural Gas*	Perlombongan Bijih Besi *Mining of Metal Ores*	Pengkuarian Batu, Pasir dan Tanah Liat *Quarrying of Stone, Sand and Clay*
		11	12	13	14	15
69	Komputer, Peranti, Mesin dan Kelengkapan Pejabat	-	1,262	38,291	-	-
70	Motor Elektrik, Penjana dan Transformer	-	-	13,726	-	-
71	Perkakasan Pengagihan & Pengawalan Elektrik, Bateri dan Akumulator	-	-	-	-	-
72	Kabel Gentian Optikal, Elektronik dan Elektrik Lain	-	-	-	-	-
73	Alatan Pendawaian, Kelengkapan Pencahayaan Elektrik dan Elektrik Lain	-	-	-	-	-
74	Komponen dan Papan Elektronik	-	-	-	-	-
75	Peralatan Komunikasi dan Elektronik Pengguna	-	-	191,731	2,607	13,368
76	Peralatan Penyinaran, Perubatan Elektro dan Elektroterapeutik	-	-	-	-	-
77	Kelengkapan Mengukur, Menguji, Memandu Arah dan Kawalan	-	-	1,325	-	-
78	Instrumen Optikal, Alatan Fotografi, Media Magnetik dan Optikal	-	-	-	-	-
79	Jam Tangan dan Jam	-	-	-	-	-
80	Kenderaan Bermotor, Treler dan Semi Treler	131,154	43,824	528,541	18,791	124,770
81	Motosikal	-	-	-	-	-
82	Kapal, Bot, Basikal dan 'Invalid Carriages'	-	-	-	-	-
83	Kelengkapan Pengangkutan Lain	-	-	-	-	-
84	Pembuatan Lain	206	1,180	7,188	164	1,219
85	Pembaikan & Pemasangan Mesin dan Kelengkapan	20,632	-	65,026	85,645	298,919
86	Elektrik dan Gas	3,878	56,181	78,759	26,757	144,451
87	Air	738	5,835	14,338	987	19,573
88	Pembetungan, Pengurusan Sisa dan Aktiviti Pemulihan	479	337	16,834	42,036	17,692
89	Bangunan Kediaman	-	-	-	-	-
90	Bangunan Bukan Kediaman	-	-	-	-	-
91	Kejuruteraan Awam	-	-	4,203	12,759	9,312
92	Aktiviti Pembinaan Pertukangan Khas	113,619	7,902	-	404,548	783,247
93	Perdagangan Borong & Runcit, Pembaikan Kenderaan Bermotor dan Motosikal	310,186	394,969	3,357,253	110,305	804,015
94	Penginapan	2,139	11,290	-	7,405	66,763
95	Makanan dan Minuman	24,339	38,074	179,141	10,245	44,915
96	Pengangkutan Darat	25,115	31,700	259,593	8,977	63,879
97	Pengangkutan Air	8,767	11,057	90,630	3,132	22,292
98	Pengangkutan Udara	5,573	18,029	482,244	974	6,932
99	Penggudangan dan Aktiviti Sokongan untuk Pengangkutan	3,041	3,835	263,694	1,087	7,733
100	Perkhidmatan berkaitan Pengangkutan Air dan Udara	-	2,231	51,199	-	-
101	Perkhidmatan Operasi Lebuhraya, Jambatan dan Terowong	-	-	-	-	-
102	Perkhidmatan Pos dan Kurier	444	388	1,703	106	2,129
103	Aktiviti Penerbitan	-	-	-	-	-
104	Telekomunikasi	5,196	7,011	155,068	2,353	14,611
105	Aktiviti Wayang Gambar, Pemprograman dan Penyiaran	-	-	-	-	-
106	Perkhidmatan Komputer dan Maklumat	51	-	16,279	238	1,058
107	Perantaraan Kewangan	135,229	163,274	297,912	16,446	77,610
108	Perkhidmatan Kewangan Lain	12,528	14,669	89,487	7,079	36,382
109	Insurans/ Takaful dan Tabungan Pencen	16,212	12,033	119,322	22,929	23,294
110	Aktiviti Sokongan Perkhidmatan Kewangan dan Insurans/ Takaful	252	380	4,137	115	636
111	Hartanah	10,569	25,264	123,641	2,061	11,818
112	Pemilikan Kediaman	-	-	-	-	-
113	Sewaan dan Pajakan	4,165	-	75,040	9,739	44,595
114	Penyelidikan dan Pembangunan Saintifik	-	-	-	-	-
115	Profesional	54,026	173,470	680,057	169,416	158,300
116	Perkhidmatan Perniagaan	2,036	676	-	6,003	17,765
117	Pentadbiran Awam	-	-	-	-	-
118	Pendidikan	-	-	-	-	-
119	Kesihatan	-	-	-	-	-
120	Ketenteraman dan Keselamatan Awam	-	-	-	-	-
121	Pentadbiran Awam Lain	-	-	-	-	-
122	Institusi bukan Keuntungan yang Berkhidmat kepada Isi Rumah	-	-	-	-	-
123	Kesenian, Hiburan dan Rekreasi	-	-	-	-	-
124	Perkhidmatan Swasta Lain	3,203	-	459	-	-
	JUMLAH INPUT PERANTARAAN	**2,174,863**	**2,638,649**	**20,438,549**	**1,285,066**	**5,696,807**
	Pembelian Langsung oleh Residen di Luar Negeri	-	-	-	-	-
	Pembelian Dalam Negeri oleh Bukan Residen	-	-	-	-	-
	JUMLAH INPUT	**2,174,863**	**2,638,649**	**20,438,549**	**1,285,066**	**5,696,807**
	Komoditi Import	**296,907**	**368,244**	**6,396,233**	**201,798**	**1,345,766**
	Cukai ke atas Produk	28,784	26,600	263,100	16,253	70,089
	Subsidi ke atas Produk	18,280	36,435	29,884	8,332	58,782
	Nilai Ditambah Kasar	7,548,557	13,783,868	124,105,982	968,081	4,925,029
	Pampasan Pekerja	687,226	885,302	9,380,613	373,549	1,621,463
	Cukai Bersih Lain ke atas Pengeluaran	32,033	53,556	483,546	7,871	38,219
	Lebihan Kendalian, Kasar	6,829,299	12,845,010	114,241,824	586,660	3,265,347
	Penggunaan Modal Tetap	618,382	843,279	26,428,386	430,561	2,094,165
	Lebihan Kendalian, Bersih	6,210,917	12,001,731	87,813,437	156,099	1,171,182
	JUMLAH OUTPUT	**10,030,833**	**16,780,925**	**151,173,980**	**2,462,865**	**11,978,908**

Jadual 3: Jadual Penggunaan Domestik pada Harga Asas, Komoditi mengikut Aktiviti (RM'000), 2019

Table 3: Domestic Use Tables at Basic Prices, Commodity by Activity (RM'000), 2019

Perlombongan dan Pengkuarian Lain *Other Mining and Quarrying*	Pemprosesan dan Pengawetan Daging *Processing and Preserving of Meat*	Pemprosesan dan Pengawetan Makanan Laut *Processing and Preserving of Seafood*	Pemprosesan dan Pengawetan Buah-buahan & Sayur-sayuran *Processing and Preserving of Fruits & Vegetables*	Produk Tenusu *Dairy Products*	Activity / Commodity	
16	17	18	19	20		
-	44	689	131	491	Computers, Peripheral, Office Equipment and Machinery	69
-	-	-	-	-	Electric Motors, Generators and Transformers	70
-	-	-	-	-	Electricity Distribution & Control Apparatus, Batteries and Accumulators	71
-	-	-	-	-	Fibre Optic Cables, Electronic and Other Electric	72
-	-	-	-	-	Wiring Devices, Electric Lighting Equipment and Other Electrical	73
-	-	-	-	-	Electronic Components and Boards	74
788	908	19,149	3,462	78,010	Communication Equipment and Consumer Electronics	75
-	-	-	-	-	Irradiation Equipment, Electro Medical and Electrotherapeutic	76
-	-	-	-	-	Measuring Equipment, Testing, Navigating and Control	77
-	-	-	-	-	Optical Instruments, Photographic Equipment, Magnetic and Optical Media	78
-	-	-	-	-	Watches and Clocks	79
10,038	1,633	25,703	4,231	15,500	Motor Vehicles, Trailers and Semi Trailers	80
-	-	-	-	-	Motorcycles	81
-	-	-	-	-	Ships, Boats, Bicycles and Invalid Carriages	82
-	-	-	-	-	Other Transport Equipment	83
630	90	1,851	171	508	Other Manufacturing	84
156,179	6,769	146,122	32,273	82,584	Repair & Installation of Machinery and Equipment	85
10,797	26,257	269,436	44,447	222,153	Electricity and Gas	86
2,697	2,006	20,153	10,432	20,662	Water	87
1,668	209	4,539	512	4,570	Sewerage, Waste Management and Remediation Activities	88
-	-	-	-	-	Residential Buildings	89
-	-	-	-	-	Non-Residential Buildings	90
4,055	-	-	-	-	Civil Engineering	91
170,698	-	-	-	-	Specialised Construction Activities	92
78,118	802,017	758,801	112,518	1,137,105	Wholesale & Retail Trade, Repair of Motor Vehicles and Motorcycles	93
10,121	-	-	-	-	Accommodation	94
6,050	151,072	70,834	11,342	12,951	Food and Beverage	95
6,240	235,702	73,095	10,708	103,639	Land Transport	96
2,180	22,882	23,798	3,502	47,306	Water Transport	97
678	173,908	25,567	3,537	19,331	Air Transport	98
756	173,294	10,887	1,457	28,521	Warehousing and Support Activities for Transportation	99
-	-	-	-	-	Services Incidental to Water and Air Transportation	100
-	-	-	-	-	Highway Operation Services, Bridge and Tunnel	101
144	364	7,226	1,982	3,593	Postal and Courier Activities	102
-	-	-	-	-	Publishing Activities	103
2,008	365,971	44,377	7,287	23,707	Telecommunications	104
-	-	-	-	-	Motion Picture, Programming and Broadcasting Activities	105
409	89	3,429	277	8,543	Computer and Information Services	106
8,757	76,536	68,693	12,619	108,926	Monetary Intermediation	107
5,557	78,210	14,656	2,676	17,912	Other Financial Service	108
4,233	2,432	41,469	7,089	32,134	Insurance/ Takaful and Pension Funding	109
78	127	2,080	338	795	Activities Auxiliary to Financial Service and Insurance/ Takaful	110
1,994	2,082	37,923	5,878	11,412	Real Estate	111
-	-	-	-	-	Ownership of Dwellings	112
6,400	1,889	8,699	8,386	3	Rental and Leasing	113
-	-	-	-	-	Scientific Research and Development	114
22,137	19,959	219,036	75,180	467,662	Professional	115
1,598	1,383	25,535	2,147	78,385	Business Services	116
-	-	-	-	-	Public Administration	117
-	-	-	-	-	Education	118
-	-	-	-	-	Health	119
-	-	-	-	-	Public Order and Safety	120
-	-	-	-	-	Other Public Administration	121
-	-	-	-	-	Non-Profit Institutions Serving Households	122
-	-	-	-	-	Arts, Entertainment and Recreation	123
-	-	-	-	-	Other Private Services	124
675,587	**6,022,875**	**4,772,619**	**789,617**	**7,195,506**	TOTAL INTERMEDIATE INPUT	
-	-	-	-	-	Direct Purchases Abroad by Residents	
-	-	-	-	-	Domestic Purchases by Non-Residents	
675,587	**6,022,875**	**4,772,619**	**789,617**	**7,195,506**	TOTAL INPUT	
115,610	**549,797**	**1,096,455**	**287,646**	**2,100,479**	Imported Commodities	
8,129	67,989	61,923	13,639	109,329	Taxes on Products	
3,420	36,866	3,932	2,057	6,813	Subsidies on Products	
545,669	1,181,311	1,270,550	607,306	2,138,897	Gross Value Added	
236,496	538,251	453,735	249,868	756,102	Compensation of Employees	
4,296	25,120	23,544	5,539	37,468	Other Net Taxes on Production	
304,878	617,940	793,272	351,899	1,345,328	Operating Surplus, Gross	
234,536	184,629	170,696	40,225	273,617	Consumption of Fixed Capital	
70,342	433,311	622,576	311,674	1,071,711	Operating Surplus, Net	
1,341,575	**7,785,106**	**7,197,615**	**1,696,152**	**11,537,399**	TOTAL OUTPUT	

Jadual 3: Jadual Penggunaan Domestik pada Harga Asas, Komoditi mengikut Aktiviti (RM'000), 2019

Table 3: Domestic Use Tables at Basic Prices, Commodity by Activity (RM'000), 2019

	Komoditi / Aktiviti	Minyak & Lemak Sayuran dan Haiwan *Vegetable & Animal Oils and Fats*	Produk Bijian, Kanji dan Produk Berkanji *Grain Mill Products, Starches and Starch Products*	Produk Bakeri *Bakery Products*	Manisan *Confectionery*	Prosesan Makanan Lain *Other Food Processing*
		21	22	23	24	25
1	Padi	-	1,190,619	79	-	13,629
2	Tanaman Makanan	23,013	320	319	276,940	405,702
3	Sayur-sayuran	-	21	11,019	2,036	42,682
4	Buah-buahan	-	1	10,822	26,979	900
5	Getah	-	-	-	-	-
6	Kelapa Sawit	38,866,173	-	-	-	-
7	Tanaman Bunga	-	23,862	-	-	652
8	Pertanian Lain	355,149	726,898	6,462	2	81,886
9	Ternakan Ayam dan Itik	-	5	125,276	8,918	252,800
10	Ternakan Lain	-	205	6	-	1,436
11	Perhutanan dan Pembalakan	-	-	-	-	-
12	Perikanan dan Akuakultur	-	-	-	-	8,207
13	Minyak Mentah dan Gas Asli	-	-	-	-	-
14	Perlombongan Bijih Besi	-	-	-	-	-
15	Pengkuarian Batu, Pasir dan Tanah Liat	-	-	-	-	-
16	Perlombongan dan Pengkuarian Lain	-	-	-	-	-
17	Pemprosesan dan Pengawetan Daging	-	-	-	-	264,517
18	Pemprosesan dan Pengawetan Makanan Laut	-	-	-	-	50,052
19	Pemprosesan dan Pengawetan Buah-buahan & Sayur-sayuran	12,195	-	20,642	101,891	31,920
20	Produk Tenusu	-	-	236,411	136,176	145,968
21	Minyak & Lemak Sayuran dan Haiwan	24,586,052	26,297	535,868	341,886	698,503
22	Produk Bijian, Kanji dan Produk Berkanji	-	217,939	258,318	37,538	187,873
23	Produk Bakeri	-	-	26,059	2,035	2,990
24	Manisan	-	-	368,567	3,306,438	301,581
25	Prosesan Makanan Lain	34,086	6,052	310,860	79,905	445,424
26	Makanan Haiwan Tersedia	-	970	-	-	148,523
27	Spirit, Wain dan Minuman Keras	-	-	110	-	432
28	Minuman Ringan, Air Mineral dan Minuman Lain yang Dibotolkan	2	1,281	817	232	7,170
29	Produk Tembakau	-	-	-	-	-
30	Penyediaan, Pemintalan dan Penenunan Tekstil	-	-	-	-	-
31	Penyiapan Akhir Tekstil	-	-	-	-	-
32	Tekstil Lain	111,321	3,324	2,763	9,702	3,002
33	Pakaian	64,224	1,395	5,312	7,782	5,958
34	Produk Kulit	-	-	-	-	-
35	Kasut	-	-	-	-	-
36	Pengilangan dan Pengetaman Kayu	-	-	-	-	-
37	Kepingan Venier dan Panel berasaskan Kayu	-	-	-	-	-
38	Pertukangan Kayu dan Tanggam untuk Jurubina	-	-	-	-	-
39	Bekas Kayu dan Produk Kayu Lain	75,494	217	11,699	115	2,022
40	Kertas dan Produk Kertas	25,465	7,496	40,145	10,476	38,157
41	Perabot	56,056	2,976	2,600	4,466	3,713
42	Penerbitan Semula Media Rakaman	-	-	-	-	-
43	Percetakan	46,931	4,038	703	1,158	1,386
44	Kok dan Produk Petroleum Bertapis	1,703,207	206,254	862,142	800,160	736,937
45	Kimia Asas	3,247,938	15,508	98,795	546,219	494,258
46	Baja dan Sebatian Nitrogen	-	312	21	3,386	1,677
47	Cat dan Varnis	-	40	487	5	8,681
48	Produk Farmaseutikal, Kimia Perubatan dan Botani	1,164	244	3,604	5,615	26,614
49	Sabun & Bahan Pencuci, Pencuci dan Pengilat, Pewangi dan Dandanan Diri	-	-	-	-	-
50	Produk Kimia Lain	334,927	545	26,423	20,179	35,081
51	Tayar dan Tiub Getah	-	-	-	-	-
52	Prosesan Getah	-	-	-	-	-
53	Sarung Tangan Getah	-	-	-	-	-
54	Produk Getah Lain	-	-	-	-	-
55	Produk Plastik	106,654	86,039	217,315	137,048	218,677
56	Kaca dan Produk Kaca	26,821	8	1,389	5,075	12,683
57	Produk Refraktori, Tanah Liat, Porselin dan Seramik	-	-	-	-	-
58	Simen, Kapur dan Plaster	-	-	-	-	-
59	Produk Mineral bukan Logam	-	-	-	-	-
60	Besi dan Keluli Asas	-	-	-	-	-
61	Logam Asas Berharga dan Logam bukan Ferus Lain	-	-	-	-	-
62	Pengacuan Logam	-	-	-	-	-
63	Produk Struktur Logam, Tangki, Takungan dan Penjana Wap	-	-	-	-	-
64	Produk Logam Lain yang Direka	173,760	7,665	118,027	9,534	44,899
65	Enjin & Turbin, Alatan Kuasa Bendalir, Pam, Pemampat, Kepala Paip dan Injap Lain	-	-	-	-	-
66	Jentera Kegunaan Umum Lain	19,586	8,113	17,527	20,005	24,449
67	Senjata, Peluru dan Mesin bertujuan Khas	26	440	-	-	313
68	Perkakasan Domestik	-	-	-	-	38

Jadual 3: Jadual Penggunaan Domestik pada Harga Asas, Komoditi mengikut Aktiviti (RM'000), 2019

Table 3: Domestic Use Tables at Basic Prices, Commodity by Activity (RM'000), 2019

Makanan Haiwan Tersedia *Prepared Animal Feeds*	Spirit, Wain dan Minuman Keras *Spirits, Wines and Liquors*	Minuman Ringan, Air Mineral dan Minuman Lain Dibotolkan *Soft Drinks, Mineral Waters and Other Bottled Waters*	Produk Tembakau *Tobacco Products*	Penyediaan, Pemintalan dan Penenunan Tekstil *Preparation, Spinning and Weaving of Textiles*	Activity / Commodity	
26	27	28	29	30		
1,066,331	162	-	-	-	Paddy	1
-	110	482	-	-	Food Crops	2
4,918	-	26,557	-	-	Vegetables	3
-	201,554	13,338	-	-	Fruits	4
-	-	-	-	-	Rubber	5
-	-	-	-	-	Oil Palm	6
-	6	21,577	-	-	Flower Plants	7
392,892	724	1,397	299,194	756,836	Other Agriculture	8
624,248	-	-	-	-	Poultry Farming	9
623,738	-	-	-	-	Other Livestock	10
-	-	-	-	-	Forestry and Logging	11
-	-	-	-	-	Fishing and Aquaculture	12
-	-	-	-	-	Crude Oil and Natural Gas	13
-	-	-	-	-	Mining of Metal Ores	14
-	-	-	-	-	Quarrying of Stone, Sand and Clay	15
-	-	-	-	-	Other Mining and Quarrying	16
55,078	-	-	-	-	Processing and Preserving of Meat	17
531,351	-	-	-	-	Processing and Preserving of Seafood	18
33,189	8,505	52,919	-	-	Processing and Preserving of Fruits & Vegetables	19
-	-	12,950	-	-	Dairy Products	20
248,873	24,001	61,610	-	-	Vegetable & Animal Oils and Fats	21
-	203	9,958	-	-	Grain Mill Products, Starches and Starch Products	22
-	-	-	-	-	Bakery Products	23
-	39,970	460,936	-	-	Confectionery	24
5,271	6,525	149,349	60,654	-	Other Food Processing	25
126,019	-	-	-	-	Prepared Animal Feeds	26
-	1,317	725	-	-	Spirits, Wines and Liquors	27
1,213	142,853	843,494	-	-	Soft Drinks, Mineral Waters and Other Bottled Waters	28
-	-	-	66,824	-	Tobacco Products	29
-	-	-	-	1,924	Preparation, Spinning and Weaving of Textiles	30
-	-	-	-	316	Finishing of Textiles	31
1,453	31,390	65,662	3	1,814	Other Textiles	32
886	475	2,393	5,156	3,226	Wearing Apparel	33
-	-	-	-	1,234	Leather Products	34
-	-	-	-	-	Footwear	35
-	-	-	-	-	Sawmilling and Planning of Wood	36
-	-	-	6,481	1,739	Veneer Sheets and Wood-based Panels	37
-	-	-	-	-	Builders' Carpentry and Joinery	38
1,982	31,309	1,327	6,797	46	Wooden Containers and Other Wood Products	39
6,664	4,138	51,839	157,098	930	Paper and Paper Products	40
1,656	158	2,038	1,172	284	Furniture	41
-	-	-	-	-	Reproduction of Recorded Media	42
529	70,216	487	810	342	Printing	43
820,128	333,849	141,434	3,364	85,642	Coke and Refined Petroleum Products	44
223,233	136,537	380,298	416	132,761	Basic Chemicals	45
67	2	865	-	-	Fertilizers and Nitrogen Compounds	46
-	-	37	-	12,771	Paints and Varnishes	47
6,959	561	32,637	40,429	12,270	Pharmaceuticals, Medicinal Chemical and Botanical Products	48
-	-	-	-	-	Soaps & Detergents, Cleaning & Polishing, Perfumes and Toilet Preparations	49
13,981	5,158	25,899	125	70,904	Other Chemicals Products	50
-	-	-	-	-	Rubber Tyres and Tubes	51
-	-	-	-	6,184	Rubber Processing	52
-	-	-	-	13	Rubber Gloves	53
-	-	-	-	-	Other Rubber Products	54
143,422	1,097	193,734	1,584	5,725	Plastic Products	55
-	10,862	17,759	-	4	Glass and Glass Products	56
-	-	-	-	-	Refractory, Clay, Porcelain and Ceramic Products	57
-	-	-	-	-	Cement, Lime and Plaster	58
-	-	-	-	-	Non-Metallic Mineral Products	59
-	-	-	-	-	Basic Iron and Steel	60
-	-	-	-	-	Basic Precious and Other Non-Ferrous Metals	61
-	-	-	-	-	Casting of Metals	62
-	-	-	-	-	Structural Metal Products, Tanks, Reservoirs and Steam Generators	63
324	34,914	70,037	180	1,051	Other Fabricated Metal Products	64
-	-	-	-	-	Engines & Turbines, Fluid Power Equipment, Other Pumps, Compressors, Taps and Valves	65
10,943	1,055	13,308	804	2,348	Other General Purpose Machinery	66
24,572	-	112	-	2,331	Weapons, Ammunition and Special Purpose Machinery	67
-	-	-	-	-	Domestic Appliances	68

Jadual 3: Jadual Penggunaan Domestik pada Harga Asas, Komoditi mengikut Aktiviti (RM'000), 2019

Table 3: Domestic Use Tables at Basic Prices, Commodity by Activity (RM'000), 2019

	Komoditi \ Aktiviti	Minyak & Lemak Sayuran dan Haiwan *Vegetable & Animal Oils and Fats*	Produk Bijian, Kanji dan Produk Berkanji *Grain Mill Products, Starches and Starch Products*	Produk Bakeri *Bakery Products*	Manisan *Confectionery*	Prosesan Makanan Lain *Other Food Processing*
		21	22	23	24	25
69	Komputer, Peranti, Mesin dan Kelengkapan Pejabat	18,516	450	982	1,035	1,411
70	Motor Elektrik, Penjana dan Transformer	-	-	-	-	-
71	Perkakasan Pengagihan & Pengawalan Elektrik, Bateri dan Akumulator	-	-	-	-	-
72	Kabel Gentian Optikal, Elektronik dan Elektrik Lain	-	-	-	-	-
73	Alatan Pendawaian, Kelengkapan Pencahayaan Elektrik dan Elektrik Lain	-	-	-	-	-
74	Komponen dan Papan Elektronik	-	-	-	-	-
75	Peralatan Komunikasi dan Elektronik Pengguna	32,021	45,980	62,250	31,596	6,093
76	Peralatan Penyinaran, Perubatan Elektro dan Elektroterapeutik	-	-	-	-	-
77	Kelengkapan Mengukur, Menguji, Memandu Arah dan Kawalan	-	-	-	-	-
78	Instrumen Optikal, Alatan Fotografi, Media Magnetik dan Optikal	-	-	-	-	-
79	Jam Tangan dan Jam	-	-	-	-	-
80	Kenderaan Bermotor, Treler dan Semi Treler	80,668	15,511	31,436	31,395	43,576
81	Motosikal	-	-	-	-	-
82	Kapal, Bot, Basikal dan 'Invalid Carriages'	-	-	-	-	-
83	Kelengkapan Pengangkutan Lain	-	-	-	-	-
84	Pembuatan Lain	26,570	258	957	919	1,100
85	Pembaikan & Pemasangan Mesin dan Kelengkapan	2,010,304	28,149	83,328	142,547	115,983
86	Elektrik dan Gas	6,899,116	191,453	268,464	326,192	45,191
87	Air	12,253	8,714	28,372	94,607	41,157
88	Pembetungan, Pengurusan Sisa dan Aktiviti Pemulihan	42,194	4,038	10,097	2,928	4,498
89	Bangunan Kediaman	-	-	-	-	-
90	Bangunan Bukan Kediaman	-	-	-	-	-
91	Kejuruteraan Awam	-	-	-	-	-
92	Aktiviti Pembinaan Pertukangan Khas	-	-	-	-	-
93	Perdagangan Borong & Runcit, Pembaikan Kenderaan Bermotor dan Motosikal	17,316,316	855,402	1,012,918	1,537,972	1,283,005
94	Penginapan	-	-	-	-	-
95	Makanan dan Minuman	768,181	4,828	24,045	22,040	27,253
96	Pengangkutan Darat	1,576,811	74,321	93,418	132,336	121,056
97	Pengangkutan Air	524,953	24,857	30,672	44,504	39,752
98	Pengangkutan Udara	424,654	14,737	11,305	37,608	38,501
99	Penggudangan dan Aktiviti Sokongan untuk Pengangkutan	293,143	25,602	18,287	16,743	15,322
100	Perkhidmatan berkaitan Pengangkutan Air dan Udara	-	-	-	-	-
101	Perkhidmatan Operasi Lebuhraya, Jambatan dan Terowong	-	-	-	-	-
102	Perkhidmatan Pos dan Kurier	68,735	1,394	3,922	4,104	9,044
103	Aktiviti Penerbitan	-	-	-	-	-
104	Telekomunikasi	383,394	135,420	32,109	25,037	40,400
105	Aktiviti Wayang Gambar, Pemprograman dan Penyiaran	-	-	-	-	-
106	Perkhidmatan Komputer dan Maklumat	20,994	213	944	10,012	3,241
107	Perantaraan Kewangan	1,364,594	80,755	90,400	138,975	126,540
108	Perkhidmatan Kewangan Lain	201,183	10,939	13,389	21,162	20,460
109	Insurans/ Takaful dan Tabungan Pencen	695,844	18,382	26,272	22,311	22,384
110	Aktiviti Sokongan Perkhidmatan Kewangan dan Insurans/ Takaful	817	353	1,951	714	1,624
111	Hartanah	74,138	18,205	49,640	27,628	35,485
112	Pemilikan Kediaman	-	-	-	-	-
113	Sewaan dan Pajakan	260,411	10	924	3,228	5,839
114	Penyelidikan dan Pembangunan Saintifik	-	-	-	-	-
115	Profesional	3,707,405	572,086	174,761	326,405	336,039
116	Perkhidmatan Perniagaan	1,113,166	11,017	52,864	41,838	43,910
117	Pentadbiran Awam	-	-	-	-	-
118	Pendidikan	-	-	-	-	-
119	Kesihatan	-	-	-	-	-
120	Ketenteraman dan Keselamatan Awam	-	-	-	-	-
121	Pentadbiran Awam Lain	-	-	-	-	-
122	Institusi bukan Keuntungan yang Berkhidmat kepada Isi Rumah	-	-	-	-	-
123	Kesenian, Hiburan dan Rekreasi	-	-	-	-	-
124	Perkhidmatan Swasta Lain	-	-	-	-	-
	JUMLAH INPUT PERANTARAAN	**107,786,624**	**4,682,157**	**5,444,295**	**8,945,738**	**7,180,254**
	Pembelian Langsung oleh Residen di Luar Negeri	-	-	-	-	-
	Pembelian Dalam Negeri oleh Bukan Residen	-	-	-	-	-
	JUMLAH INPUT	**107,786,624**	**4,682,157**	**5,444,295**	**8,945,738**	**7,180,254**
	Komoditi Import	**9,485,003**	**2,591,944**	**2,324,261**	**2,933,859**	**3,669,066**
	Cukai ke atas Produk	614,744	71,617	70,052	144,521	106,626
	Subsidi ke atas Produk	145,089	377,958	38,650	32,925	37,707
	Nilai Ditambah Kasar	11,466,320	1,877,228	2,616,834	2,633,932	3,838,163
	Pampasan Pekerja	3,226,078	455,533	1,277,051	769,146	1,789,392
	Cukai Bersih Lain ke atas Pengeluaran	417,219	27,648	33,594	47,318	47,138
	Lebihan Kendalian, Kasar	7,823,023	1,394,047	1,306,189	1,817,468	2,001,633
	Penggunaan Modal Tetap	3,064,241	209,765	247,041	346,844	349,958
	Lebihan Kendalian, Bersih	4,758,781	1,184,282	1,059,149	1,470,624	1,651,675
	JUMLAH OUTPUT	**129,207,603**	**8,844,988**	**10,416,793**	**14,625,125**	**14,756,402**

Jadual 3: Jadual Penggunaan Domestik pada Harga Asas, Komoditi mengikut Aktiviti (RM'000), 2019

Table 3: Domestic Use Tables at Basic Prices, Commodity by Activity (RM'000), 2019

Makanan Haiwan Tersedia *Prepared Animal Feeds*	**Spirit, Wain dan Minuman Keras** *Spirits, Wines and Liquors*	**Minuman Ringan, Air Mineral dan Minuman Lain Dibotolkan** *Soft Drinks, Mineral Waters and Other Bottled Waters*	**Produk Tembakau** *Tobacco Products*	**Penyediaan, Pemintalan dan Penenunan Tekstil** *Preparation, Spinning and Weaving of Textiles*	***Activity*** / ***Commodity***	
26	**27**	**28**	**29**	**30**		
703	60	896	46	113	***Computers, Peripheral, Office Equipment and Machinery***	***69***
-	-	-	-	-	***Electric Motors, Generators and Transformers***	***70***
-	-	-	-	-	***Electricity Distribution & Control Apparatus, Batteries and Accumulators***	***71***
-	-	-	-	-	***Fibre Optic Cables, Electronic and Other Electric***	***72***
-	-	-	-	-	***Wiring Devices, Electric Lighting Equipment and Other Electrical***	***73***
-	-	-	-	-	***Electronic Components and Boards***	***74***
22,263	7,559	75,163	200,169	6,814	***Communication Equipment and Consumer Electronics***	***75***
-	-	-	-	-	***Irradiation Equipment, Electro Medical and Electrotherapeutic***	***76***
-	-	-	-	-	***Measuring Equipment, Testing, Navigating and Control***	***77***
-	-	-	-	-	***Optical Instruments, Photographic Equipment, Magnetic and Optical Media***	***78***
-	-	-	-	-	***Watches and Clocks***	***79***
26,641	2,121	22,777	9,873	4,993	***Motor Vehicles, Trailers and Semi Trailers***	***80***
-	-	-	-	-	***Motorcycles***	***81***
-	-	-	-	-	***Ships, Boats, Bicycles and Invalid Carriages***	***82***
-	-	-	-	-	***Other Transport Equipment***	***83***
420	56	387	52	272	***Other Manufacturing***	***84***
160,826	5,416	121,331	3,174	34,536	***Repair & Installation of Machinery and Equipment***	***85***
233,278	16,862	188,565	17,437	482,844	***Electricity and Gas***	***86***
12,012	2,033	463,989	286	6,127	***Water***	***87***
2,074	195	1,455	793	508	***Sewerage, Waste Management and Remediation Activities***	***88***
-	-	-	-	-	***Residential Buildings***	***89***
-	-	-	-	-	***Non-Residential Buildings***	***90***
-	-	-	-	-	***Civil Engineering***	***91***
-	-	-	-	-	***Specialised Construction Activities***	***92***
1,349,983	238,166	819,333	233,175	383,791	***Wholesale & Retail Trade, Repair of Motor Vehicles and Motorcycles***	***93***
-	-	-	-	-	***Accommodation***	***94***
27,423	881	14,100	4,429	2,828	***Food and Beverage***	***95***
123,660	91,548	72,735	20,837	34,428	***Land Transport***	***96***
41,051	7,170	24,383	6,947	11,519	***Water Transport***	***97***
34,331	33,867	18,468	10,249	9,004	***Air Transport***	***98***
14,801	2,562	8,995	2,501	4,376	***Warehousing and Support Activities for Transportation***	***99***
-	-	-	-	-	***Services Incidental to Water and Air Transportation***	***100***
-	-	-	-	-	***Highway Operation Services, Bridge and Tunnel***	***101***
3,604	259	2,314	557	2,592	***Postal and Courier Activities***	***102***
-	-	-	-	-	***Publishing Activities***	***103***
31,822	22,657	16,112	9,390	5,645	***Telecommunications***	***104***
-	-	-	-	-	***Motion Picture, Programming and Broadcasting Activities***	***105***
1,438	611	408	162	47	***Computer and Information Services***	***106***
109,445	24,146	74,155	29,506	46,319	***Monetary Intermediation***	***107***
16,155	2,727	11,531	3,044	6,764	***Other Financial Service***	***108***
55,962	27,401	14,509	5,155	33,327	***Insurance/ Takaful and Pension Funding***	***109***
1,504	109	551	34	549	***Activities Auxiliary to Financial Service and Insurance/ Takaful***	***110***
16,366	3,141	17,800	3,616	3,988	***Real Estate***	***111***
-	-	-	-	-	***Ownership of Dwellings***	***112***
1,921	-	-	-	280	***Rental and Leasing***	***113***
-	-	-	-	-	***Scientific Research and Development***	***114***
192,450	100,064	194,878	110,430	52,773	***Professional***	***115***
16,061	2,160	21,896	7,448	750	***Business Services***	***116***
-	-	-	-	-	***Public Administration***	***117***
-	-	-	-	-	***Education***	***118***
-	-	-	-	-	***Health***	***119***
-	-	-	-	-	***Public Order and Safety***	***120***
-	-	-	-	-	***Other Public Administration***	***121***
-	-	-	-	-	***Non-Profit Institutions Serving Households***	***122***
-	-	-	-	-	***Arts, Entertainment and Recreation***	***123***
-	-	-	-	-	***Other Private Services***	***124***
7,466,114	**1,679,421**	**4,841,887**	**1,330,402**	**2,235,883**	***TOTAL INTERMEDIATE INPUT***	
-	-	-	-	-	***Direct Purchases Abroad by Residents***	
-	-	-	-	-	***Domestic Purchases by Non-Residents***	
7,466,114	**1,679,421**	**4,841,887**	**1,330,402**	**2,235,883**	***TOTAL INPUT***	
2,240,827	**388,756**	**1,460,231**	**1,190,165**	**1,739,774**	***Imported Commodities***	
97,453	28,231	102,131	25,447	24,220	***Taxes on Products***	
361,135	13,052	5,896	130	3,315	***Subsidies on Products***	
1,333,235	3,190,633	1,842,287	3,862,731	1,240,007	***Gross Value Added***	
355,888	287,318	1,254,925	220,788	433,919	***Compensation of Employees***	
34,026	16,835	26,474	20,533	17,064	***Other Net Taxes on Production***	
943,320	2,886,480	560,888	3,621,409	789,025	***Operating Surplus, Gross***	
255,572	125,076	195,432	151,984	182,190	***Consumption of Fixed Capital***	
687,749	2,761,404	365,455	3,469,425	606,835	***Operating Surplus, Net***	
10,776,495	**5,273,990**	**8,240,641**	**6,408,615**	**5,236,570**	***TOTAL OUTPUT***	

Jadual 3: Jadual Penggunaan Domestik pada Harga Asas, Komoditi mengikut Aktiviti (RM'000), 2019

Table 3: Domestic Use Tables at Basic Prices, Commodity by Activity (RM'000), 2019

	Komoditi / Aktiviti	Penyiapan Akhir Tekstil *Finishing of Textiles*	Tekstil Lain *Other Textiles*	Pakaian *Wearing Apparel*	Produk Kulit *Leather Products*	Kasut *Footwear*
		31	32	33	34	35
1	Padi	-	-	-	-	-
2	Tanaman Makanan	-	-	-	-	-
3	Sayur-sayuran	-	-	-	-	-
4	Buah-buahan	-	-	-	-	-
5	Getah	-	-	-	-	-
6	Kelapa Sawit	-	-	-	-	-
7	Tanaman Bunga	-	-	-	-	-
8	Pertanian Lain	-	12	-	-	-
9	Ternakan Ayam dan Itik	-	-	-	-	-
10	Ternakan Lain	-	-	-	-	-
11	Perhutanan dan Pembalakan	-	-	-	-	-
12	Perikanan dan Akuakultur	-	-	-	-	-
13	Minyak Mentah dan Gas Asli	-	-	-	-	-
14	Perlombongan Bijih Besi	-	-	-	-	-
15	Pengkuarian Batu, Pasir dan Tanah Liat	-	-	-	-	-
16	Perlombongan dan Pengkuarian Lain	-	-	-	-	-
17	Pemprosesan dan Pengawetan Daging	-	-	-	123,666	-
18	Pemprosesan dan Pengawetan Makanan Laut	-	-	-	1,552	-
19	Pemprosesan dan Pengawetan Buah-buahan & Sayur-sayuran	-	-	-	-	-
20	Produk Tenusu	-	-	-	-	-
21	Minyak & Lemak Sayuran dan Haiwan	-	-	-	-	-
22	Produk Bijian, Kanji dan Produk Berkanji	-	-	-	-	-
23	Produk Bakeri	-	-	-	-	-
24	Manisan	-	-	-	-	-
25	Prosesan Makanan Lain	-	-	-	-	-
26	Makanan Haiwan Tersedia	-	-	-	-	-
27	Spirit, Wain dan Minuman Keras	-	-	-	-	-
28	Minuman Ringan, Air Mineral dan Minuman Lain yang Dibotolkan	-	-	-	-	-
29	Produk Tembakau	-	-	-	-	-
30	Penyediaan, Pemintalan dan Penenunan Tekstil	31,807	89,473	244,697	2,294	29,541
31	Penyiapan Akhir Tekstil	8,024	100,736	737,078	1	-
32	Tekstil Lain	633	201	169,841	1,302	2,494
33	Pakaian	486	2,556	10,005	2,944	631
34	Produk Kulit	-	907	17,002	48,860	38,226
35	Kasut	-	335	1	-	-
36	Pengilangan dan Pengetaman Kayu	-	-	-	-	-
37	Kepingan Venier dan Panel berasaskan Kayu	8,937	2,662	72,519	154	1,370
38	Pertukangan Kayu dan Tanggam untuk Jurubina	-	-	-	-	-
39	Bekas Kayu dan Produk Kayu Lain	8,966	1,122	15,831	196	1,526
40	Kertas dan Produk Kertas	4,395	4,481	39,927	848	1,511
41	Perabot	604	1,324	3,010	271	398
42	Penerbitan Semula Media Rakaman	-	-	-	-	-
43	Percetakan	450	1,132	38,213	1,122	226
44	Kok dan Produk Petroleum Bertapis	157,074	382,848	301,492	11,759	121,579
45	Kimia Asas	169,778	106,681	10,241	15,187	37,518
46	Baja dan Sebatian Nitrogen	-	-	-	-	-
47	Cat dan Varnis	2,672	840	496	230	4,238
48	Produk Farmaseutikal, Kimia Perubatan dan Botani	394	603	12,943	-	-
49	Sabun & Bahan Pencuci, Pencuci dan Pengilat, Pewangi dan Dandanan Diri	1,213	41,238	-	22,504	39
50	Produk Kimia Lain	10,405	111,075	27,324	76,476	37,894
51	Tayar dan Tiub Getah	-	-	-	-	-
52	Prosesan Getah	-	7,235	13,259	-	16,932
53	Sarung Tangan Getah	-	147	7	2,790	332
54	Produk Getah Lain	-	355	-	44,013	730
55	Produk Plastik	6,268	27,758	118,255	2,645	8,278
56	Kaca dan Produk Kaca	5,078	60	79	2	2
57	Produk Refraktori, Tanah Liat, Porselin dan Seramik	-	-	-	-	-
58	Simen, Kapur dan Plaster	-	-	-	-	-
59	Produk Mineral bukan Logam	-	-	-	-	-
60	Besi dan Keluli Asas	-	-	-	70	896
61	Logam Asas Berharga dan Logam bukan Ferus Lain	-	-	-	5	-
62	Pengacuan Logam	-	35	-	-	-
63	Produk Struktur Logam, Tangki, Takungan dan Penjana Wap	-	43	-	16	201
64	Produk Logam Lain yang Direka	55	4,213	5,840	727	14,414
65	Enjin & Turbin, Alatan Kuasa Bendalir, Pam, Pemampat, Kepala Paip dan Injap Lain	-	-	-	-	-
66	Jentera Kegunaan Umum Lain	3,764	8,748	19,741	1,216	2,650
67	Senjata, Peluru dan Mesin bertujuan Khas	-	79	1,338	-	1
68	Perkakasan Domestik	-	-	-	-	-

Jadual 3: Jadual Penggunaan Domestik pada Harga Asas, Komoditi mengikut Aktiviti (RM'000), 2019

Table 3: Domestic Use Tables at Basic Prices, Commodity by Activity (RM'000), 2019

Pengilangan dan Pengetaman Kayu *Sawmilling and Planning of Wood*	Kepingan Venier dan Panel berasaskan Kayu *Veneer Sheets and Wood-based Panels*	Pertukangan Kayu dan Tanggam untuk Jurubina *Builders' Carpentry and Joinery*	Bekas Kayu *Wooden Containers*	Produk Kayu Lain *Other Wood Products*	*Activity* / *Commodity*	
36	37	38	39	40		
-	-	-	-	-	*Paddy*	1
-	-	-	-	-	*Food Crops*	2
-	-	-	-	-	*Vegetables*	3
-	-	-	-	-	*Fruits*	4
-	-	-	-	-	*Rubber*	5
-	-	-	-	-	*Oil Palm*	6
-	-	-	-	-	*Flower Plants*	7
-	-	-	-	-	*Other Agriculture*	8
-	-	-	-	-	*Poultry Farming*	9
-	-	-	-	-	*Other Livestock*	10
2,059,101	1,365,074	8,607	15,281	1,538,565	*Forestry and Logging*	11
-	-	-	-	-	*Fishing and Aquaculture*	12
-	-	-	-	-	*Crude Oil and Natural Gas*	13
-	-	-	-	-	*Mining of Metal Ores*	14
-	-	-	-	-	*Quarrying of Stone, Sand and Clay*	15
-	-	-	-	-	*Other Mining and Quarrying*	16
-	-	-	-	-	*Processing and Preserving of Meat*	17
-	-	-	-	-	*Processing and Preserving of Seafood*	18
-	-	-	-	-	*Processing and Preserving of Fruits & Vegetables*	19
-	-	-	-	-	*Dairy Products*	20
-	-	-	-	-	*Vegetable & Animal Oils and Fats*	21
-	-	-	-	-	*Grain Mill Products, Starches and Starch Products*	22
-	-	-	-	-	*Bakery Products*	23
-	-	-	-	-	*Confectionery*	24
131	-	-	-	-	*Other Food Processing*	25
-	-	-	-	-	*Prepared Animal Feeds*	26
-	-	-	-	-	*Spirits, Wines and Liquors*	27
-	-	-	-	144	*Soft Drinks, Mineral Waters and Other Bottled Waters*	28
-	-	-	-	-	*Tobacco Products*	29
-	-	-	237	7,125	*Preparation, Spinning and Weaving of Textiles*	30
-	-	-	-	104	*Finishing of Textiles*	31
-	-	-	-	84,914	*Other Textiles*	32
3,798	1,263	252	422	3,023	*Wearing Apparel*	33
-	-	-	-	716	*Leather Products*	34
11,512	-	-	4,389	-	*Footwear*	35
837,899	1,536,300	509,860	586,334	113,986	*Sawmilling and Planning of Wood*	36
503,402	1,482,149	160,605	115,432	95,669	*Veneer Sheets and Wood-based Panels*	37
108,015	8,342	10,708	659	-	*Builders' Carpentry and Joinery*	38
28,345	4,879	3,837	65,697	23,325	*Wooden Containers and Other Wood Products*	39
7,058	60,741	15,195	5,877	1,164,436	*Paper and Paper Products*	40
10,209	9,338	1,811	933	4,480	*Furniture*	41
-	-	-	-	-	*Reproduction of Recorded Media*	42
671	767	185	181	653,711	*Printing*	43
615,536	476,593	25,995	59,842	734,094	*Coke and Refined Petroleum Products*	44
269,172	686,459	35,410	53,554	822,299	*Basic Chemicals*	45
-	56	-	-	792	*Fertilizers and Nitrogen Compounds*	46
140,058	133,744	26,039	7,088	240,052	*Paints and Varnishes*	47
-	3,058	-	-	89,061	*Pharmaceuticals, Medicinal Chemical and Botanical Products*	48
-	57,364	2	40	3,413	*Soaps & Detergents, Cleaning & Polishing, Perfumes and Toilet Preparations*	49
83,588	382,165	8,132	14,289	214,147	*Other Chemicals Products*	50
-	-	-	-	-	*Rubber Tyres and Tubes*	51
-	-	-	-	12,989	*Rubber Processing*	52
-	-	-	-	12,013	*Rubber Gloves*	53
-	-	-	4	-	*Other Rubber Products*	54
6,309	5,463	3,839	7,766	35,013	*Plastic Products*	55
220	177	479	547	11	*Glass and Glass Products*	56
-	-	-	-	-	*Refractory, Clay, Porcelain and Ceramic Products*	57
-	-	-	-	-	*Cement, Lime and Plaster*	58
-	-	-	-	56,550	*Non-Metallic Mineral Products*	59
-	-	19,672	1,219	479	*Basic Iron and Steel*	60
7,191	273	2,587	1,029	36,559	*Basic Precious and Other Non-Ferrous Metals*	61
-	-	-	-	8,224	*Casting of Metals*	62
-	-	4,417	274	10,111	*Structural Metal Products, Tanks, Reservoirs and Steam Generators*	63
16,833	80,099	33,587	57,900	56,769	*Other Fabricated Metal Products*	64
-	-	-	483	-	*Engines & Turbines, Fluid Power Equipment, Other Pumps, Compressors, Taps and Valves*	65
23,754	15,738	2,637	3,512	25,092	*Other General Purpose Machinery*	66
1,782	499	66	306	47,548	*Weapons, Ammunition and Special Purpose Machinery*	67
-	-	-	-	-	*Domestic Appliances*	68

Jadual 3: Jadual Penggunaan Domestik pada Harga Asas, Komoditi mengikut Aktiviti (RM'000), 2019

Table 3: Domestic Use Tables at Basic Prices, Commodity by Activity (RM'000), 2019

	Komoditi \ Aktiviti	Penyiapan Akhir Tekstil *Finishing of Textiles*	Tekstil Lain *Other Textiles*	Pakaian *Wearing Apparel*	Produk Kulit *Leather Products*	Kasut *Footwear*
		31	32	33	34	35
69	Komputer, Peranti, Mesin dan Kelengkapan Pejabat	251	517	1,272	69	204
70	Motor Elektrik, Penjana dan Transformer	-	-	-	-	-
71	Perkakasan Pengagihan & Pengawalan Elektrik, Bateri dan Akumulator	-	-	-	-	-
72	Kabel Gentian Optikal, Elektronik dan Elektrik Lain	-	-	-	-	-
73	Alatan Pendawaian, Kelengkapan Pencahayaan Elektrik dan Elektrik Lain	-	-	-	-	-
74	Komponen dan Papan Elektronik	-	-	-	-	-
75	Peralatan Komunikasi dan Elektronik Pengguna	9,661	16,378	104,423	3,079	6,381
76	Peralatan Penyinaran, Perubatan Elektro dan Elektroterapeutik	-	-	-	-	-
77	Kelengkapan Mengukur, Menguji, Memandu Arah dan Kawalan	-	-	-	-	-
78	Instrumen Optikal, Alatan Fotografi, Media Magnetik dan Optikal	-	-	-	-	-
79	Jam Tangan dan Jam	-	-	-	-	-
80	Kenderaan Bermotor, Treler dan Semi Treler	6,769	16,051	105,462	6,893	12,082
81	Motosikal	-	-	-	-	-
82	Kapal, Bot, Basikal dan 'Invalid Carriages'	-	-	-	-	-
83	Kelengkapan Pengangkutan Lain	-	-	-	-	-
84	Pembuatan Lain	357	907	30,205	890	180
85	Pembaikan & Pemasangan Mesin dan Kelengkapan	37,820	29,994	144,691	4,527	52,171
86	Elektrik dan Gas	104,520	227,042	262,180	20,053	56,573
87	Air	5,880	16,775	21,327	1,129	1,890
88	Pembetungan, Pengurusan Sisa dan Aktiviti Pemulihan	838	1,595	48,539	1,475	1,440
89	Bangunan Kediaman	-	-	-	-	-
90	Bangunan Bukan Kediaman	-	-	-	-	-
91	Kejuruteraan Awam	-	-	-	-	-
92	Aktiviti Pembinaan Pertukangan Khas	-	-	-	-	-
93	Perdagangan Borong & Runcit, Pembaikan Kenderaan Bermotor dan Motosikal	139,582	297,909	635,057	96,301	110,665
94	Penginapan	-	-	-	-	-
95	Makanan dan Minuman	1,716	9,031	17,735	1,246	4,426
96	Pengangkutan Darat	12,202	25,989	62,080	8,602	10,254
97	Pengangkutan Air	4,123	8,789	19,998	2,972	3,582
98	Pengangkutan Udara	2,725	5,692	24,631	2,283	3,154
99	Penggudangan dan Aktiviti Sokongan untuk Pengangkutan	1,942	4,338	50,418	2,276	1,424
100	Perkhidmatan berkaitan Pengangkutan Air dan Udara	-	-	-	-	-
101	Perkhidmatan Operasi Lebuhraya, Jambatan dan Terowong	-	-	-	-	-
102	Perkhidmatan Pos dan Kurier	2,033	2,662	11,106	522	1,291
103	Aktiviti Penerbitan	-	-	-	-	-
104	Telekomunikasi	3,421	8,607	39,062	2,297	4,343
105	Aktiviti Wayang Gambar, Pemprograman dan Penyiaran	-	-	-	-	-
106	Perkhidmatan Komputer dan Maklumat	909	109	1,304	104	29
107	Perantaraan Kewangan	13,116	28,441	78,893	10,673	11,634
108	Perkhidmatan Kewangan Lain	2,446	5,031	18,474	1,193	2,448
109	Insurans/ Takaful dan Tabungan Pencen	4,058	12,277	29,161	2,405	14,569
110	Aktiviti Sokongan Perkhidmatan Kewangan dan Insurans/ Takaful	129	340	1,659	107	224
111	Hartanah	3,492	10,449	55,050	2,412	4,640
112	Pemilikan Kediaman	-	-	-	-	-
113	Sewaan dan Pajakan	81	74	119	-	1,128
114	Penyelidikan dan Pembangunan Saintifik	-	-	-	-	-
115	Profesional	41,912	40,168	857,243	13,956	29,238
116	Perkhidmatan Perniagaan	5,633	4,093	22,261	1,719	755
117	Pentadbiran Awam	-	-	-	-	-
118	Pendidikan	-	-	-	-	-
119	Kesihatan	-	-	-	-	-
120	Ketenteraman dan Keselamatan Awam	-	-	-	-	-
121	Pentadbiran Awam Lain	-	-	-	-	-
122	Institusi bukan Keuntungan yang Berkhidmat kepada Isi Rumah	-	-	-	-	-
123	Kesenian, Hiburan dan Rekreasi	-	-	-	-	-
124	Perkhidmatan Swasta Lain	-	-	-	-	-
	JUMLAH INPUT PERANTARAAN	**826,619**	**1,670,158**	**4,501,487**	**548,039**	**656,353**
	Pembelian Langsung oleh Residen di Luar Negeri	-	-	-	-	-
	Pembelian Dalam Negeri oleh Bukan Residen	-	-	-	-	-
	JUMLAH INPUT	**826,619**	**1,670,158**	**4,501,487**	**548,039**	**656,353**
	Komoditi Import	**300,517**	**775,402**	**2,222,503**	**362,946**	**342,102**
	Cukai ke atas Produk	10,651	23,212	94,773	10,411	10,098
	Subsidi ke atas Produk	6,080	14,818	11,669	455	4,706
	Nilai Ditambah Kasar	490,732	937,027	2,462,917	298,502	490,723
	Pampasan Pekerja	256,404	542,817	1,854,916	169,012	309,501
	Cukai Bersih Lain ke atas Pengeluaran	5,237	10,935	29,791	3,956	4,811
	Lebihan Kendalian, Kasar	229,091	383,274	578,210	125,534	176,411
	Penggunaan Modal Tetap	56,448	117,978	322,520	42,427	51,999
	Lebihan Kendalian, Bersih	172,643	265,296	255,690	83,107	124,412
	JUMLAH OUTPUT	**1,622,440**	**3,390,981**	**9,270,010**	**1,219,443**	**1,494,571**

Jadual 3: Jadual Penggunaan Domestik pada Harga Asas, Komoditi mengikut Aktiviti (RM'000), 2019

Table 3: Domestic Use Tables at Basic Prices, Commodity by Activity (RM'000), 2019

Pengilangan dan Pengetaman Kayu *Sawmilling and Planning of Wood*	Kepingan Venier dan Panel berasaskan Kayu *Veneer Sheets and Wood-based Panels*	Pertukangan Kayu dan Tanggam untuk Jurubina *Builders' Carpentry and Joinery*	Bekas Kayu *Wooden Containers*	Produk Kayu Lain *Other Wood Products*	Activity / Commodity	
36	37	38	39	40		
1,379	955	159	6,704	1,694	Computers, Peripheral, Office Equipment and Machinery	69
-	-	-	-	-	Electric Motors, Generators and Transformers	70
-	-	-	-	-	Electricity Distribution & Control Apparatus, Batteries and Accumulators	71
-	-	-	-	-	Fibre Optic Cables, Electronic and Other Electric	72
-	-	-	-	-	Wiring Devices, Electric Lighting Equipment and Other Electrical	73
-	-	-	-	343	Electronic Components and Boards	74
36,646	80,067	21,630	12,155	1,685,430	Communication Equipment and Consumer Electronics	75
-	-	-	-	-	Irradiation Equipment, Electro Medical and Electrotherapeutic	76
-	-	-	-	-	Measuring Equipment, Testing, Navigating and Control	77
-	-	-	-	303	Optical Instruments, Photographic Equipment, Magnetic and Optical Media	78
-	-	-	-	-	Watches and Clocks	79
591,744	61,261	12,409	21,209	112,964	Motor Vehicles, Trailers and Semi Trailers	80
-	-	-	-	-	Motorcycles	81
-	-	-	-	-	Ships, Boats, Bicycles and Invalid Carriages	82
-	-	-	-	-	Other Transport Equipment	83
532	608	147	144	2,328	Other Manufacturing	84
103,730	148,013	18,412	22,409	186,087	Repair & Installation of Machinery and Equipment	85
212,007	532,840	67,942	52,158	745,554	Electricity and Gas	86
19,618	18,281	2,564	6,501	26,632	Water	87
1,585	2,619	440	546	3,715	Sewerage, Waste Management and Remediation Activities	88
-	-	-	-	-	Residential Buildings	89
-	-	-	-	-	Non-Residential Buildings	90
-	-	-	-	-	Civil Engineering	91
-	-	-	-	-	Specialised Construction Activities	92
1,388,887	1,635,122	232,416	262,346	2,179,836	Wholesale & Retail Trade, Repair of Motor Vehicles and Motorcycles	93
-	-	-	-	-	Accommodation	94
10,884	4,858	3,305	5,079	30,930	Food and Beverage	95
108,389	133,736	19,726	23,086	184,569	Land Transport	96
37,909	46,180	7,417	8,128	62,842	Water Transport	97
23,730	20,384	4,102	5,951	23,436	Air Transport	98
13,473	16,888	2,535	2,881	23,443	Warehousing and Support Activities for Transportation	99
-	-	-	-	-	Services Incidental to Water and Air Transportation	100
-	-	-	-	-	Highway Operation Services, Bridge and Tunnel	101
2,450	2,597	669	1,438	7,621	Postal and Courier Activities	102
-	-	-	-	-	Publishing Activities	103
23,418	10,001	3,830	8,123	52,902	Telecommunications	104
-	-	-	-	-	Motion Picture, Programming and Broadcasting Activities	105
443	763	179	250	6,013	Computer and Information Services	106
103,394	134,149	18,479	20,916	196,043	Monetary Intermediation	107
12,693	17,444	2,309	2,661	25,136	Other Financial Service	108
26,475	29,356	5,799	8,374	62,123	Insurance/ Takaful and Pension Funding	109
1,056	503	203	622	1,328	Activities Auxiliary to Financial Service and Insurance/ Takaful	110
33,465	21,894	4,812	8,815	38,817	Real Estate	111
-	-	-	-	-	Ownership of Dwellings	112
230	132	389	7	5,634	Rental and Leasing	113
-	-	-	-	-	Scientific Research and Development	114
203,467	347,461	29,165	45,849	312,987	Professional	115
34,599	7,297	5,688	2,552	14,426	Business Services	116
-	-	-	-	-	Public Administration	117
-	-	-	-	-	Education	118
-	-	-	-	-	Health	119
-	-	-	-	-	Public Order and Safety	120
-	-	-	-	-	Other Public Administration	121
-	-	-	-	-	Non-Profit Institutions Serving Households	122
-	-	-	-	-	Arts, Entertainment and Recreation	123
-	-	-	-	-	Other Private Services	124
7,726,786	**9,583,950**	**1,338,649**	**1,532,198**	**12,088,550**	TOTAL INTERMEDIATE INPUT	
-	-	-	-	-	Direct Purchases Abroad by Residents	
-	-	-	-	-	Domestic Purchases by Non-Residents	
7,726,786	**9,583,950**	**1,338,649**	**1,532,198**	**12,088,550**	TOTAL INPUT	
1,083,170	**1,899,464**	**239,399**	**254,186**	**4,674,584**	Imported Commodities	
134,988	109,773	17,377	20,647	180,578	Taxes on Products	
23,824	18,452	1,006	2,316	28,493	Subsidies on Products	
3,294,884	3,265,973	556,229	729,365	4,875,534	Gross Value Added	
1,659,700	2,553,381	655,624	552,111	3,141,649	Compensation of Employees	
39,019	47,908	6,963	8,190	70,095	Other Net Taxes on Production	
1,596,165	664,684	(106,358)	169,064	1,663,790	Operating Surplus, Gross	
359,688	436,969	63,324	74,613	641,606	Consumption of Fixed Capital	
1,236,477	227,715	(169,682)	94,451	1,022,183	Operating Surplus, Net	
12,216,004	**14,840,707**	**2,150,648**	**2,534,080**	**21,790,752**	TOTAL OUTPUT	

Jadual 3: Jadual Penggunaan Domestik pada Harga Asas, Komoditi mengikut Aktiviti (RM'000), 2019

Table 3: Domestic Use Tables at Basic Prices, Commodity by Activity (RM'000), 2019

	Komoditi / Aktiviti	Kertas & Produk Kertas dan Perabot *Paper & Paper Products and Furniture*	Penerbitan Semula Media Rakaman *Reproduction of Recorded Media*	Percetakan *Printing*	Kok dan Produk Petroleum Bertapis *Coke and Refined Petroleum Products*	Kimia Asas *Basic Chemicals*
		41	42	43	44	45
1	Padi	-	-	-	-	78
2	Tanaman Makanan	-	-	-	-	-
3	Sayur-sayuran	-	-	-	-	27
4	Buah-buahan	-	-	-	-	-
5	Getah	-	-	-	-	-
6	Kelapa Sawit	-	-	-	-	-
7	Tanaman Bunga	-	-	-	-	-
8	Pertanian Lain	-	-	-	-	28
9	Ternakan Ayam dan Itik	-	-	-	-	-
10	Ternakan Lain	-	-	-	-	-
11	Perhutanan dan Pembalakan	87,938	-	-	-	-
12	Perikanan dan Akuakultur	-	-	-	-	-
13	Minyak Mentah dan Gas Asli	-	-	-	74,733,782	-
14	Perlombongan Bijih Besi	-	-	-	-	3,019
15	Pengkuarian Batu, Pasir dan Tanah Liat	-	-	-	-	29,547
16	Perlombongan dan Pengkuarian Lain	-	-	-	-	282
17	Pemprosesan dan Pengawetan Daging	-	-	-	-	-
18	Pemprosesan dan Pengawetan Makanan Laut	-	-	-	-	-
19	Pemprosesan dan Pengawetan Buah-buahan & Sayur-sayuran	-	-	-	-	7,987
20	Produk Tenusu	-	-	-	-	-
21	Minyak & Lemak Sayuran dan Haiwan	-	-	-	-	-
22	Produk Bijian, Kanji dan Produk Berkanji	-	-	-	-	-
23	Produk Bakeri	-	-	-	-	-
24	Manisan	-	-	-	-	236,574
25	Prosesan Makanan Lain	-	-	-	-	5
26	Makanan Haiwan Tersedia	-	-	-	-	-
27	Spirit, Wain dan Minuman Keras	-	-	-	-	-
28	Minuman Ringan, Air Mineral dan Minuman Lain yang Dibotolkan	-	-	-	-	1,171
29	Produk Tembakau	-	-	-	-	-
30	Penyediaan, Pemintalan dan Penenunan Tekstil	12,971	-	1,035	-	-
31	Penyiapan Akhir Tekstil	6	-	54	-	-
32	Tekstil Lain	23,864	-	3,508	108	1,517
33	Pakaian	3,203	30	4,410	960	6,659
34	Produk Kulit	25,195	-	-	-	-
35	Kasut	4,170	-	-	-	-
36	Pengilangan dan Pengetaman Kayu	2,156,777	-	40,319	978	3,697
37	Kepingan Venier dan Panel berasaskan Kayu	1,370,891	49	34,645	6,797	4,307
38	Pertukangan Kayu dan Tanggam untuk Jurubina	5,823	-	-	-	-
39	Bekas Kayu dan Produk Kayu Lain	74,224	40	1,352	179	25,191
40	Kertas dan Produk Kertas	36,535	234	614,711	1,471	21,345
41	Perabot	116,325	8	2,380	3,583	10,926
42	Penerbitan Semula Media Rakaman	-	270	9,983	-	-
43	Percetakan	1,274	315	390,998	859	1,861
44	Kok dan Produk Petroleum Bertapis	250,638	787	185,550	5,103,286	21,778,156
45	Kimia Asas	294,377	1,818	714,482	6,802,202	13,166
46	Baja dan Sebatian Nitrogen	1,016	-	19	-	52,166
47	Cat dan Varnis	199,265	2	393,722	2,406	29,746
48	Produk Farmaseutikal, Kimia Perubatan dan Botani	17,321	-	33,627	149	991
49	Sabun & Bahan Pencuci, Pencuci dan Pengilat, Pewangi dan Dandanan Diri	1,556	-	5,005	-	2,441
50	Produk Kimia Lain	105,250	548	152,860	214,805	193,300
51	Tayar dan Tiub Getah	157	-	-	47,955	-
52	Prosesan Getah	67,392	-	-	-	-
53	Sarung Tangan Getah	1,870	-	115	-	-
54	Produk Getah Lain	7,738	-	1,034	-	-
55	Produk Plastik	22,306	1,143	15,901	13,760	58,099
56	Kaca dan Produk Kaca	3,468	-	58	20	7,179
57	Produk Refraktori, Tanah Liat, Porselin dan Seramik	826	-	-	-	17,629
58	Simen, Kapur dan Plaster	2,394	-	-	-	204,068
59	Produk Mineral bukan Logam	20,961	-	3,348	1,502	11,762
60	Besi dan Keluli Asas	95,419	-	8,319	275	61,141
61	Logam Asas Berharga dan Logam bukan Ferus Lain	28,999	-	13,227	124,461	44,839
62	Pengacuan Logam	1,778	-	1,505	-	-
63	Produk Struktur Logam, Tangki, Takungan dan Penjana Wap	117,117	-	3,699	76	250,749
64	Produk Logam Lain yang Direka	526,677	195	32,981	17,839	184,800
65	Enjin & Turbin, Alatan Kuasa Bendalir, Pam, Pemampat, Kepala Paip dan Injap Lain	-	-	-	-	-
66	Jentera Kegunaan Umum Lain	15,285	56	13,300	23,339	71,380
67	Senjata, Peluru dan Mesin bertujuan Khas	9,922	-	2,103	1,292	2,331
68	Perkakasan Domestik	-	-	16	-	-

Jadual 3: Jadual Penggunaan Domestik pada Harga Asas, Komoditi mengikut Aktiviti (RM'000), 2019

Table 3: Domestic Use Tables at Basic Prices, Commodity by Activity (RM'000), 2019

Baja dan Sebatian Nitrogen *Fertilizers and Nitrogen Compounds*	**Cat dan Varnis** *Paints and Varnishes*	**Produk Farmaseutikal, Kimia Perubatan dan Botani** *Pharmaceuticals, Medicinal Chemical and Botanical Products*	**Sabun & Bahan Pencuci, Pencuci dan Pengilat, Pewangi & Dandanan Diri** *Soap & Detergents, Cleaning dan Polishing, Perfumes & Toilet Preparations*	**Produk Kimia Lain** *Other Chemicals Products*	***Activity*** / ***Commodity***	
46	**47**	**48**	**49**	**50**		
-	-	-	-	-	***Paddy***	***1***
-	-	1,465	-	-	***Food Crops***	***2***
-	-	474	-	-	***Vegetables***	***3***
-	-	32	-	-	***Fruits***	***4***
-	-	-	-	-	***Rubber***	***5***
-	-	-	-	-	***Oil Palm***	***6***
-	-	120	-	-	***Flower Plants***	***7***
172	-	287	-	-	***Other Agriculture***	***8***
-	-	-	-	-	***Poultry Farming***	***9***
-	-	-	-	-	***Other Livestock***	***10***
-	-	-	-	-	***Forestry and Logging***	***11***
-	-	104	-	-	***Fishing and Aquaculture***	***12***
-	-	-	-	-	***Crude Oil and Natural Gas***	***13***
-	-	-	-	-	***Mining of Metal Ores***	***14***
-	-	-	-	59	***Quarrying of Stone, Sand and Clay***	***15***
39,897	-	-	-	3,916	***Other Mining and Quarrying***	***16***
8,120	-	-	-	-	***Processing and Preserving of Meat***	***17***
950	-	-	-	-	***Processing and Preserving of Seafood***	***18***
-	-	554	-	-	***Processing and Preserving of Fruits & Vegetables***	***19***
-	-	-	110	-	***Dairy Products***	***20***
-	-	5,735	23,894	-	***Vegetable & Animal Oils and Fats***	***21***
3,260	-	-	18	-	***Grain Mill Products, Starches and Starch Products***	***22***
-	-	-	-	-	***Bakery Products***	***23***
101	-	-	-	-	***Confectionery***	***24***
-	-	-	834	3	***Other Food Processing***	***25***
-	-	-	-	-	***Prepared Animal Feeds***	***26***
-	-	-	-	-	***Spirits, Wines and Liquors***	***27***
-	-	5,437	429	-	***Soft Drinks, Mineral Waters and Other Bottled Waters***	***28***
-	-	-	-	-	***Tobacco Products***	***29***
-	-	891	6	76	***Preparation, Spinning and Weaving of Textiles***	***30***
10	54	-	308	-	***Finishing of Textiles***	***31***
21	250	6,804	207	11,048	***Other Textiles***	***32***
1,685	1,963	941	837	17,885	***Wearing Apparel***	***33***
-	-	-	-	-	***Leather Products***	***34***
-	-	30,819	-	214	***Footwear***	***35***
26,109	-	-	-	864	***Sawmilling and Planning of Wood***	***36***
1,747	9,502	659	1,270	85,090	***Veneer Sheets and Wood-based Panels***	***37***
-	-	-	-	-	***Builders' Carpentry and Joinery***	***38***
138	1,527	238	2,316	73,069	***Wooden Containers and Other Wood Products***	***39***
1,228	4,137	9,198	20,832	60,895	***Paper and Paper Products***	***40***
505	790	2,945	1,158	9,675	***Furniture***	***41***
-	-	-	-	-	***Reproduction of Recorded Media***	***42***
226	462	592	513	5,156	***Printing***	***43***
427,554	42,846	32,593	269,034	2,784,029	***Coke and Refined Petroleum Products***	***44***
610,058	1,055,822	505,171	865,931	10,669,601	***Basic Chemicals***	***45***
44,201	153	12,926	3,369	227,430	***Fertilizers and Nitrogen Compounds***	***46***
44,585	302,174	2	1,239	62,244	***Paints and Varnishes***	***47***
-	653	12,770	2,611	1,830	***Pharmaceuticals, Medicinal Chemical and Botanical Products***	***48***
-	2,022	4,080	967,627	17,110	***Soaps & Detergents, Cleaning & Polishing, Perfumes and Toilet Preparations***	***49***
49,139	368,842	477,073	103,955	2,496,986	***Other Chemicals Products***	***50***
-	-	-	-	-	***Rubber Tyres and Tubes***	***51***
-	-	545	-	43,238	***Rubber Processing***	***52***
-	-	6,366	-	-	***Rubber Gloves***	***53***
-	-	-	-	-	***Other Rubber Products***	***54***
48,288	23,400	26,333	50,822	680,434	***Plastic Products***	***55***
-	83	3,134	868	18,192	***Glass and Glass Products***	***56***
-	-	-	-	1,150	***Refractory, Clay, Porcelain and Ceramic Products***	***57***
-	-	-	-	49	***Cement, Lime and Plaster***	***58***
628	3,094	52	-	213,629	***Non-Metallic Mineral Products***	***59***
-	-	-	1,996	2,674	***Basic Iron and Steel***	***60***
54	3,013	232	5	32,344	***Basic Precious and Other Non-Ferrous Metals***	***61***
-	-	-	-	-	***Casting of Metals***	***62***
-	-	61	448	942	***Structural Metal Products, Tanks, Reservoirs and Steam Generators***	***63***
40	70,713	9,559	2,842	136,377	***Other Fabricated Metal Products***	***64***
-	-	-	-	-	***Engines & Turbines, Fluid Power Equipment, Other Pumps, Compressors, Taps and Valves***	***65***
3,289	3,793	11,313	6,971	62,736	***Other General Purpose Machinery***	***66***
20	9,128	-	214	2,217	***Weapons, Ammunition and Special Purpose Machinery***	***67***
-	-	3	-	-	***Domestic Appliances***	***68***

Jadual 3: Jadual Penggunaan Domestik pada Harga Asas, Komoditi mengikut Aktiviti (RM'000), 2019

Table 3: Domestic Use Tables at Basic Prices, Commodity by Activity (RM'000), 2019

	Komoditi \ Aktiviti	Kertas & Produk Kertas dan Perabot *Paper & Paper Products and Furniture*	Penerbitan Semula Media Rakaman *Reproduction of Recorded Media*	Percetakan *Printing*	Kok dan Produk Petroleum Bertapis *Coke and Refined Petroleum Products*	Kimia Asas *Basic Chemicals*
		41	42	43	44	45
69	Komputer, Peranti, Mesin dan Kelengkapan Pejabat	6,500	3,400	5,841	1,332	2,337
70	Motor Elektrik, Penjana dan Transformer	-	-	147	-	-
71	Perkakasan Pengagihan & Pengawalan Elektrik, Bateri dan Akumulator	157	-	3,300	-	-
72	Kabel Gentian Optikal, Elektronik dan Elektrik Lain	110	-	-	-	-
73	Alatan Pendawaian, Kelengkapan Pencahayaan Elektrik dan Elektrik Lain	54	-	-	-	-
74	Komponen dan Papan Elektronik	218,200	-	104	-	452
75	Peralatan Komunikasi dan Elektronik Pengguna	47,726	492	812,626	2,790	15,784
76	Peralatan Penyinaran, Perubatan Elektro dan Elektroterapeutik	-	-	-	-	-
77	Kelengkapan Mengukur, Menguji, Memandu Arah dan Kawalan	714	-	5,951	-	391
78	Instrumen Optikal, Alatan Fotografi, Media Magnetik dan Optikal	295	-	890	-	-
79	Jam Tangan dan Jam	-	-	-	-	-
80	Kenderaan Bermotor, Treler dan Semi Treler	94,336	865	90,271	46,601	123,060
81	Motosikal	-	-	-	-	-
82	Kapal, Bot, Basikal dan 'Invalid Carriages'	-	-	-	-	-
83	Kelengkapan Pengangkutan Lain	-	-	-	-	-
84	Pembuatan Lain	1,051	250	1,212	682	1,477
85	Pembaikan & Pemasangan Mesin dan Kelengkapan	155,673	180	66,467	218,644	586,176
86	Elektrik dan Gas	294,687	635	182,331	389,310	2,089,096
87	Air	35,796	165	23,838	22,104	151,155
88	Pembetungan, Pengurusan Sisa dan Aktiviti Pemulihan	3,604	387	3,229	3,077	7,077
89	Bangunan Kediaman	-	-	-	-	-
90	Bangunan Bukan Kediaman	-	-	-	-	-
91	Kejuruteraan Awam	-	-	-	-	-
92	Aktiviti Pembinaan Pertukangan Khas	-	-	-	-	-
93	Perdagangan Borong & Runcit, Pembaikan Kenderaan Bermotor dan Motosikal	1,553,477	4,357	993,448	19,770,408	6,049,174
94	Penginapan	-	-	-	-	-
95	Makanan dan Minuman	26,776	104	28,828	16,748	89,083
96	Pengangkutan Darat	137,168	375	88,827	1,584,963	547,842
97	Pengangkutan Air	46,095	141	29,539	553,276	185,185
98	Pengangkutan Udara	33,444	101	24,950	183,138	116,019
99	Penggudangan dan Aktiviti Sokongan untuk Pengangkutan	17,412	403	11,967	192,956	67,895
100	Perkhidmatan berkaitan Pengangkutan Air dan Udara	-	-	-	-	-
101	Perkhidmatan Operasi Lebuhraya, Jambatan dan Terowong	-	-	-	-	-
102	Perkhidmatan Pos dan Kurier	5,128	14	16,679	1,482	9,452
103	Aktiviti Penerbitan	-	-	-	-	-
104	Telekomunikasi	56,095	115	43,063	11,695	42,472
105	Aktiviti Wayang Gambar, Pemprograman dan Penyiaran	-	-	-	-	-
106	Perkhidmatan Komputer dan Maklumat	1,811	32	3,933	21,465	25,115
107	Perantaraan Kewangan	132,309	436	96,538	1,659,196	450,746
108	Perkhidmatan Kewangan Lain	35,724	43	13,407	44,337	41,161
109	Insurans/ Takaful dan Tabungan Pencen	47,411	39	39,622	59,383	138,147
110	Aktiviti Sokongan Perkhidmatan Kewangan dan Insurans/ Takaful	3,631	8	1,879	969	1,660
111	Hartanah	30,102	275	38,068	75,078	52,014
112	Pemilikan Kediaman	-	-	-	-	-
113	Sewaan dan Pajakan	666	-	419	391	66,048
114	Penyelidikan dan Pembangunan Saintifik	-	-	-	-	-
115	Profesional	291,914	540	294,377	609,027	717,406
116	Perkhidmatan Perniagaan	21,665	45	32,102	72,783	78,430
117	Pentadbiran Awam	-	-	-	-	-
118	Pendidikan	-	-	-	-	-
119	Kesihatan	-	-	-	-	-
120	Ketenteraman dan Keselamatan Awam	-	-	-	-	-
121	Pentadbiran Awam Lain	-	-	-	-	-
122	Institusi bukan Keuntungan yang Berkhidmat kepada Isi Rumah	-	-	-	-	-
123	Kesenian, Hiburan dan Rekreasi	-	-	-	-	-
124	Perkhidmatan Swasta Lain	-	-	-	-	-
	JUMLAH INPUT PERANTARAAN	**9,010,660**	**18,899**	**5,638,120**	**112,643,919**	**34,993,017**
	Pembelian Langsung oleh Residen di Luar Negeri	-	-	-	-	-
	Pembelian Dalam Negeri oleh Bukan Residen	-	-	-	-	-
	JUMLAH INPUT	**9,010,660**	**18,899**	**5,638,120**	**112,643,919**	**34,993,017**
	Komoditi Import	**2,286,113**	**18,305**	**2,589,763**	**29,854,279**	**4,558,277**
	Cukai ke atas Produk	129,003	438	108,902	859,716	188,599
	Subsidi ke atas Produk	9,803	30	7,184	197,521	848,193
	Nilai Ditambah Kasar	4,778,892	16,578	4,224,914	46,400,707	20,563,437
	Pampasan Pekerja	3,350,404	9,896	2,914,454	2,136,029	2,611,559
	Cukai Bersih Lain ke atas Pengeluaran	52,128	176	40,246	625,903	188,365
	Lebihan Kendalian, Kasar	1,376,360	6,505	1,270,213	43,638,776	17,763,513
	Penggunaan Modal Tetap	476,841	1,596	369,655	7,691,070	2,412,276
	Lebihan Kendalian, Bersih	899,519	4,909	900,558	35,947,706	15,351,237
	JUMLAH OUTPUT	**16,194,865**	**54,189**	**12,554,514**	**189,561,101**	**59,455,137**

Jadual 3: Jadual Penggunaan Domestik pada Harga Asas, Komoditi mengikut Aktiviti (RM'000), 2019

Table 3: Domestic Use Tables at Basic Prices, Commodity by Activity (RM'000), 2019

Baja dan Sebatian Nitrogen *Fertilizers and Nitrogen Compounds*	**Cat dan Varnis** *Paints and Varnishes*	**Produk Farmaseutikal, Kimia Perubatan dan Botani** *Pharmaceuticals, Medicinal Chemical and Botanical Products*	**Sabun & Bahan Pencuci, Pencuci dan Pengilat, Pewangi & Dandanan Diri** *Soap & Detergents, Cleaning dan Polishing, Perfumes & Toilet Preparations*	**Produk Kimia Lain** *Other Chemicals Products*	***Activity*** / ***Commodity***	
46	**47**	**48**	**49**	**50**		
202	220	661	415	2,205	***Computers, Peripheral, Office Equipment and Machinery***	***69***
-	-	-	-	-	***Electric Motors, Generators and Transformers***	***70***
1	-	-	290	22,366	***Electricity Distribution & Control Apparatus, Batteries and Accumulators***	***71***
-	-	-	-	-	***Fibre Optic Cables, Electronic and Other Electric***	***72***
-	-	-	-	-	***Wiring Devices, Electric Lighting Equipment and Other Electrical***	***73***
-	1,038	1,580	-	-	***Electronic Components and Boards***	***74***
1,828	7,033	18,722	28,599	52,256	***Communication Equipment and Consumer Electronics***	***75***
-	-	895	-	-	***Irradiation Equipment, Electro Medical and Electrotherapeutic***	***76***
-	-	-	-	-	***Measuring Equipment, Testing, Navigating and Control***	***77***
-	-	-	-	-	***Optical Instruments, Photographic Equipment, Magnetic and Optical Media***	***78***
-	-	-	-	3,738	***Watches and Clocks***	***79***
5,970	9,608	37,272	12,638	142,058	***Motor Vehicles, Trailers and Semi Trailers***	***80***
-	-	-	-	-	***Motorcycles***	***81***
-	-	-	-	-	***Ships, Boats, Bicycles and Invalid Carriages***	***82***
-	-	-	-	-	***Other Transport Equipment***	***83***
179	367	470	407	4,092	***Other Manufacturing***	***84***
47,081	112,376	34,443	49,798	331,431	***Repair & Installation of Machinery and Equipment***	***85***
42,100	545,059	90,031	102,685	887,798	***Electricity and Gas***	***86***
12,985	5,408	6,009	12,055	82,755	***Water***	***87***
731	1,525	1,497	1,180	11,761	***Sewerage, Waste Management and Remediation Activities***	***88***
-	-	-	-	-	***Residential Buildings***	***89***
-	-	-	-	-	***Non-Residential Buildings***	***90***
-	-	-	-	-	***Civil Engineering***	***91***
-	-	-	-	-	***Specialised Construction Activities***	***92***
313,774	580,782	353,469	555,410	4,264,354	***Wholesale & Retail Trade, Repair of Motor Vehicles and Motorcycles***	***93***
-	-	-	-	-	***Accommodation***	***94***
2,014	13,504	9,253	6,214	32,841	***Food and Beverage***	***95***
27,720	52,323	32,909	52,842	370,801	***Land Transport***	***96***
9,367	17,425	10,768	17,312	125,445	***Water Transport***	***97***
6,340	13,899	10,927	17,219	83,236	***Air Transport***	***98***
3,501	6,556	4,397	6,567	52,095	***Warehousing and Support Activities for Transportation***	***99***
-	-	-	-	-	***Services Incidental to Water and Air Transportation***	***100***
-	-	-	-	-	***Highway Operation Services, Bridge and Tunnel***	***101***
513	2,182	2,424	3,185	10,124	***Postal and Courier Activities***	***102***
-	-	-	-	-	***Publishing Activities***	***103***
6,892	12,359	9,321	18,299	79,662	***Telecommunications***	***104***
-	-	-	-	-	***Motion Picture, Programming and Broadcasting Activities***	***105***
2,262	2,212	723	2,082	11,449	***Computer and Information Services***	***106***
39,425	57,154	38,336	59,688	406,607	***Monetary Intermediation***	***107***
3,874	5,556	4,422	6,921	39,625	***Other Financial Service***	***108***
9,757	15,236	8,314	59,565	80,133	***Insurance/ Takaful and Pension Funding***	***109***
262	371	536	2,032	2,042	***Activities Auxiliary to Financial Service and Insurance/ Takaful***	***110***
4,875	8,995	13,189	10,701	41,394	***Real Estate***	***111***
-	-	-	-	-	***Ownership of Dwellings***	***112***
-	21,059	4,623	10,344	36,646	***Rental and Leasing***	***113***
-	-	-	-	-	***Scientific Research and Development***	***114***
235,543	183,154	93,391	117,592	543,773	***Professional***	***115***
12,815	17,080	20,112	25,316	154,056	***Business Services***	***116***
-	-	-	-	-	***Public Administration***	***117***
-	-	-	-	-	***Education***	***118***
-	-	-	-	-	***Health***	***119***
-	-	-	-	-	***Public Order and Safety***	***120***
-	-	-	-	-	***Other Public Administration***	***121***
-	-	-	-	-	***Non-Profit Institutions Serving Households***	***122***
-	-	-	-	-	***Arts, Entertainment and Recreation***	***123***
-	-	-	-	-	***Other Private Services***	***124***
2,102,035	**3,596,902**	**1,978,201**	**3,510,017**	**25,595,904**	***TOTAL INTERMEDIATE INPUT***	
-	-	-	-	-	***Direct Purchases Abroad by Residents***	
-	-	-	-	-	***Domestic Purchases by Non-Residents***	
2,102,035	**3,596,902**	**1,978,201**	**3,510,017**	**25,595,904**	***TOTAL INPUT***	
1,294,777	**1,285,840**	**1,292,031**	**1,560,993**	**9,281,763**	***Imported Commodities***	
25,896	50,349	40,073	89,877	336,288	***Taxes on Products***	
21,044	1,674	2,582	10,829	130,657	***Subsidies on Products***	
1,246,409	1,873,927	1,728,036	1,555,760	6,935,363	***Gross Value Added***	
289,925	782,342	627,914	688,776	2,051,153	***Compensation of Employees***	
15,661	22,143	16,210	21,263	135,108	***Other Net Taxes on Production***	
940,822	1,069,442	1,083,912	845,721	4,749,102	***Operating Surplus, Gross***	
188,586	276,114	204,316	272,075	1,704,825	***Consumption of Fixed Capital***	
752,236	793,328	879,596	573,645	3,044,278	***Operating Surplus, Net***	
4,648,073	**6,805,345**	**5,035,758**	**6,705,818**	**42,018,660**	***TOTAL OUTPUT***	

Jadual 3: Jadual Penggunaan Domestik pada Harga Asas, Komoditi mengikut Aktiviti (RM'000), 2019

Table 3: Domestic Use Tables at Basic Prices, Commodity by Activity (RM'000), 2019

	Komoditi / Aktiviti	Tayar dan Tiub Getah *Rubber Tyres and Tubes*	Prosesan Getah *Rubber Processing*	Sarung Tangan Getah *Rubber Gloves*	Produk Getah Lain *Other Rubber Products*	Produk Plastik *Plastic Products*
		51	52	53	54	55
1	Padi	-	-	-	-	-
2	Tanaman Makanan	-	-	-	-	-
3	Sayur-sayuran	-	-	-	-	-
4	Buah-buahan	-	-	-	-	-
5	Getah	-	248,597	90,994	16,550	-
6	Kelapa Sawit	-	-	-	-	-
7	Tanaman Bunga	-	-	-	-	-
8	Pertanian Lain	-	-	-	-	-
9	Ternakan Ayam dan Itik	-	-	-	-	-
10	Ternakan Lain	-	-	-	-	-
11	Perhutanan dan Pembalakan	-	-	-	-	-
12	Perikanan dan Akuakultur	-	-	-	-	-
13	Minyak Mentah dan Gas Asli	-	-	-	-	-
14	Perlombongan Bijih Besi	-	-	-	-	-
15	Pengkuarian Batu, Pasir dan Tanah Liat	-	65,356	-	2,045	-
16	Perlombongan dan Pengkuarian Lain	-	-	-	-	-
17	Pemprosesan dan Pengawetan Daging	-	-	-	-	-
18	Pemprosesan dan Pengawetan Makanan Laut	-	-	-	-	-
19	Pemprosesan dan Pengawetan Buah-buahan & Sayur-sayuran	-	-	-	-	-
20	Produk Tenusu	-	-	-	-	-
21	Minyak & Lemak Sayuran dan Haiwan	-	-	29,208	2,860	46,896
22	Produk Bijian, Kanji dan Produk Berkanji	-	-	-	-	-
23	Produk Bakeri	-	-	-	-	-
24	Manisan	-	-	-	-	-
25	Prosesan Makanan Lain	-	-	-	-	-
26	Makanan Haiwan Tersedia	-	-	-	-	-
27	Spirit, Wain dan Minuman Keras	-	-	-	-	-
28	Minuman Ringan, Air Mineral dan Minuman Lain yang Dibotolkan	-	-	-	-	-
29	Produk Tembakau	-	-	-	-	-
30	Penyediaan, Pemintalan dan Penenunan Tekstil	-	1,637	1,483	406	6,185
31	Penyiapan Akhir Tekstil	-	-	-	-	25
32	Tekstil Lain	485	1,596	3,667	9,393	17,245
33	Pakaian	421	2,233	5,381	2,154	6,822
34	Produk Kulit	-	-	-	-	-
35	Kasut	-	130	-	27	1,146
36	Pengilangan dan Pengetaman Kayu	-	-	-	28,663	-
37	Kepingan Venier dan Panel berasaskan Kayu	857	25,845	2,819	9,551	43,286
38	Pertukangan Kayu dan Tanggam untuk Jurubina	-	-	-	-	-
39	Bekas Kayu dan Produk Kayu Lain	223	1,446	2,302	2,152	7,804
40	Kertas dan Produk Kertas	777	1,485	17,589	4,513	91,595
41	Perabot	426	1,659	2,823	1,679	5,905
42	Penerbitan Semula Media Rakaman	-	-	-	-	-
43	Percetakan	167	417	832	867	23,190
44	Kok dan Produk Petroleum Bertapis	48,307	815,982	882,545	82,627	282,179
45	Kimia Asas	309,910	520,096	881,365	221,298	1,393,592
46	Baja dan Sebatian Nitrogen	31	1	875	461	127,520
47	Cat dan Varnis	49	2,328	418	10,818	77,612
48	Produk Farmaseutikal, Kimia Perubatan dan Botani	1,406	5,952	-	-	5,162
49	Sabun & Bahan Pencuci, Pencuci dan Pengilat, Pewangi dan Dandanan Diri	-	1	169	1,307	3,263
50	Produk Kimia Lain	156,408	617,427	1,423,943	241,572	5,162,733
51	Tayar dan Tiub Getah	134,886	214,338	-	455	2,012
52	Prosesan Getah	1,037,986	2,458,327	1,227,043	700,791	98,353
53	Sarung Tangan Getah	2,019	220	170,694	11,280	749
54	Produk Getah Lain	-	-	-	5,864	-
55	Produk Plastik	917	25,071	72,764	110,389	846,946
56	Kaca dan Produk Kaca	-	-	118	26	955
57	Produk Refraktori, Tanah Liat, Porselin dan Seramik	-	-	-	228	8,821
58	Simen, Kapur dan Plaster	-	-	-	-	1,170
59	Produk Mineral bukan Logam	2	-	-	-	85,823
60	Besi dan Keluli Asas	9,798	4,670	301	23,179	25,481
61	Logam Asas Berharga dan Logam bukan Ferus Lain	8	2,635	-	10,683	13,009
62	Pengacuan Logam	-	-	-	-	-
63	Produk Struktur Logam, Tangki, Takungan dan Penjana Wap	2,403	1,247	279	31,798	157,521
64	Produk Logam Lain yang Direka	15,388	20,773	530	50,467	226,006
65	Enjin & Turbin, Alatan Kuasa Bendalir, Pam, Pemampat, Kepala Paip dan Injap Lain	270	-	-	696	-
66	Jentera Kegunaan Umum Lain	2,726	8,649	17,964	6,961	36,631
67	Senjata, Peluru dan Mesin bertujuan Khas	4	-	-	85	22,449
68	Perkakasan Domestik	-	-	-	-	-

Jadual 3: Jadual Penggunaan Domestik pada Harga Asas, Komoditi mengikut Aktiviti (RM'000), 2019

Table 3: Domestic Use Tables at Basic Prices, Commodity by Activity (RM'000), 2019

Kaca dan Produk Kaca *Glass and Glass Products*	Produk Refraktori, Tanah Liat, Porselin dan Seramik *Refractory, Clay, Porcelain and Ceramic Products*	Simen, Kapur dan Plaster *Cement, Lime and Plaster*	Produk Mineral Bukan Logam *Non-Metallic Mineral Products*	Besi Asas dan Keluli *Basic Iron and Steel*	Activity / Commodity	
56	57	58	59	60		
-	-	-	-	-	Paddy	1
-	-	-	-	-	Food Crops	2
-	-	-	-	-	Vegetables	3
-	-	-	-	-	Fruits	4
-	-	-	-	-	Rubber	5
-	-	-	-	-	Oil Palm	6
-	-	-	-	-	Flower Plants	7
-	-	-	-	-	Other Agriculture	8
-	-	-	-	-	Poultry Farming	9
-	-	-	-	-	Other Livestock	10
-	-	-	-	-	Forestry and Logging	11
-	-	-	-	-	Fishing and Aquaculture	12
-	-	-	-	-	Crude Oil and Natural Gas	13
4	14	59	224	363,444	Mining of Metal Ores	14
24,922	332,072	835,343	1,786,578	2,380	Quarrying of Stone, Sand and Clay	15
80	2,648	-	16,404	-	Other Mining and Quarrying	16
-	-	-	-	-	Processing and Preserving of Meat	17
-	-	-	-	-	Processing and Preserving of Seafood	18
-	-	-	-	-	Processing and Preserving of Fruits & Vegetables	19
-	-	-	-	-	Dairy Products	20
-	2,664	-	-	-	Vegetable & Animal Oils and Fats	21
-	-	-	-	-	Grain Mill Products, Starches and Starch Products	22
-	-	-	-	-	Bakery Products	23
-	-	-	-	-	Confectionery	24
-	-	-	-	-	Other Food Processing	25
-	-	-	-	-	Prepared Animal Feeds	26
-	-	-	-	-	Spirits, Wines and Liquors	27
-	1	-	-	-	Soft Drinks, Mineral Waters and Other Bottled Waters	28
-	-	-	-	-	Tobacco Products	29
1,528	-	-	-	-	Preparation, Spinning and Weaving of Textiles	30
-	-	-	-	-	Finishing of Textiles	31
1,032	407	1,340	4,417	826	Other Textiles	32
1,326	1,000	2,104	4,634	9,153	Wearing Apparel	33
-	-	-	-	-	Leather Products	34
-	5,187	-	-	-	Footwear	35
-	-	361	2,405	60,426	Sawmilling and Planning of Wood	36
59,394	24,120	24,885	46,067	80,804	Veneer Sheets and Wood-based Panels	37
63	6	-	117	-	Builders' Carpentry and Joinery	38
1,897	1,992	158	8,737	19,549	Wooden Containers and Other Wood Products	39
3,962	5,283	33,760	35,040	63,700	Paper and Paper Products	40
2,579	1,795	3,037	5,897	28,588	Furniture	41
-	-	-	-	-	Reproduction of Recorded Media	42
387	1,242	361	5,569	36,559	Printing	43
295,930	480,267	640,581	1,649,071	1,180,833	Coke and Refined Petroleum Products	44
905,406	410,473	340,241	814,300	1,115,101	Basic Chemicals	45
-	-	-	1,901	31	Fertilizers and Nitrogen Compounds	46
130	11,507	24,285	367,503	152,867	Paints and Varnishes	47
3,144	-	-	13,937	-	Pharmaceuticals, Medicinal Chemical and Botanical Products	48
18	4	-	4,359	84	Soaps & Detergents, Cleaning & Polishing, Perfumes and Toilet Preparations	49
203,494	64,212	49,891	167,984	295,947	Other Chemicals Products	50
-	-	8	-	12	Rubber Tyres and Tubes	51
12,783	13,926	-	262	-	Rubber Processing	52
29	-	-	2	-	Rubber Gloves	53
-	-	-	-	-	Other Rubber Products	54
36,176	9,334	52,765	34,163	25,480	Plastic Products	55
62,115	1,459	11	5,174	12,745	Glass and Glass Products	56
55,017	100,474	51,371	33,253	4,419	Refractory, Clay, Porcelain and Ceramic Products	57
69,331	67,145	1,759,023	1,633,512	5,369	Cement, Lime and Plaster	58
90,565	126,559	935,561	2,828,036	29,899	Non-Metallic Mineral Products	59
2,485	3,606	24,716	146,282	220,756	Basic Iron and Steel	60
24,787	1,292	4,375	32,435	137,409	Basic Precious and Other Non-Ferrous Metals	61
327	-	-	251	404,982	Casting of Metals	62
6,482	1,215	5,609	50,376	1,056,611	Structural Metal Products, Tanks, Reservoirs and Steam Generators	63
17,613	16,500	33,618	329,642	3,230,741	Other Fabricated Metal Products	64
-	-	-	13,992	10	Engines & Turbines, Fluid Power Equipment, Other Pumps, Compressors, Taps and Valves	65
13,549	10,990	17,837	26,649	127,389	Other General Purpose Machinery	66
20	7,394	910	194,330	23,961	Weapons, Ammunition and Special Purpose Machinery	67
-	-	-	-	-	Domestic Appliances	68

Jadual 3: Jadual Penggunaan Domestik pada Harga Asas, Komoditi mengikut Aktiviti (RM'000), 2019

Table 3: Domestic Use Tables at Basic Prices, Commodity by Activity (RM'000), 2019

	Komoditi \ Aktiviti	Tayar dan Tiub Getah *Rubber Tyres and Tubes*	Prosesan Getah *Rubber Processing*	Sarung Tangan Getah *Rubber Gloves*	Produk Getah Lain *Other Rubber Products*	Produk Plastik *Plastic Products*
		51	52	53	54	55
69	Komputer, Peranti, Mesin dan Kelengkapan Pejabat	158	607	1,052	420	8,636
70	Motor Elektrik, Penjana dan Transformer	-	-	-	386	241
71	Perkakasan Pengagihan & Pengawalan Elektrik, Bateri dan Akumulator	-	-	-	1,827	298
72	Kabel Gentian Optikal, Elektronik dan Elektrik Lain	2,608	62	-	-	1,684
73	Alatan Pendawaian, Kelengkapan Pencahayaan Elektrik dan Elektrik Lain	-	-	-	-	-
74	Komponen dan Papan Elektronik	451	7,758	64	47,547	647,935
75	Peralatan Komunikasi dan Elektronik Pengguna	3,934	8,571	30,195	15,137	150,299
76	Peralatan Penyinaran, Perubatan Elektro dan Elektroterapeutik	684	-	-	-	-
77	Kelengkapan Mengukur, Menguji, Memandu Arah dan Kawalan	-	-	-	-	45,417
78	Instrumen Optikal, Alatan Fotografi, Media Magnetik dan Optikal	-	-	-	-	-
79	Jam Tangan dan Jam	-	-	-	-	1
80	Kenderaan Bermotor, Treler dan Semi Treler	14,758	32,732	53,697	29,686	106,340
81	Motosikal	-	-	-	-	-
82	Kapal, Bot, Basikal dan 'Invalid Carriages'	-	-	-	-	-
83	Kelengkapan Pengangkutan Lain	-	-	-	-	-
84	Pembuatan Lain	132	331	660	688	18,406
85	Pembaikan & Pemasangan Mesin dan Kelengkapan	21,080	57,611	132,285	55,006	245,733
86	Elektrik dan Gas	84,045	188,904	476,528	182,742	952,091
87	Air	1,954	13,653	68,705	13,150	58,484
88	Pembetungan, Pengurusan Sisa dan Aktiviti Pemulihan	75,621	3,920	1,846	3,428	31,926
89	Bangunan Kediaman	-	-	-	-	-
90	Bangunan Bukan Kediaman	-	-	-	-	-
91	Kejuruteraan Awam	-	-	-	-	-
92	Aktiviti Pembinaan Pertukangan Khas	-	-	-	-	-
93	Perdagangan Borong & Runcit, Pembaikan Kenderaan Bermotor dan Motosikal	452,750	1,704,664	1,564,427	503,084	3,101,561
94	Penginapan	-	-	-	-	-
95	Makanan dan Minuman	3,530	4,649	8,518	8,625	56,857
96	Pengangkutan Darat	38,952	140,425	130,167	45,641	274,329
97	Pengangkutan Air	13,201	48,475	45,730	15,563	91,977
98	Pengangkutan Udara	8,492	21,276	21,883	13,230	69,246
99	Penggudangan dan Aktiviti Sokongan untuk Pengangkutan	4,762	17,283	16,455	6,230	58,359
100	Perkhidmatan berkaitan Pengangkutan Air dan Udara	-	-	-	-	-
101	Perkhidmatan Operasi Lebuhraya, Jambatan dan Terowong	-	-	-	-	-
102	Perkhidmatan Pos dan Kurier	450	2,004	3,135	1,828	13,244
103	Aktiviti Penerbitan	-	-	-	-	-
104	Telekomunikasi	3,289	9,430	12,316	12,569	59,745
105	Aktiviti Wayang Gambar, Pemprograman dan Penyiaran	-	-	-	-	-
106	Perkhidmatan Komputer dan Maklumat	380	241	2,850	1,458	5,586
107	Perantaraan Kewangan	37,360	154,367	145,927	44,974	329,581
108	Perkhidmatan Kewangan Lain	3,040	13,355	15,321	4,546	36,462
109	Insurans/ Takaful dan Tabungan Pencen	6,028	10,795	18,221	16,358	96,265
110	Aktiviti Sokongan Perkhidmatan Kewangan dan Insurans/ Takaful	148	1,276	530	621	3,133
111	Hartanah	5,607	12,129	17,234	11,217	62,903
112	Pemilikan Kediaman	-	-	-	-	-
113	Sewaan dan Pajakan	2,554	252	703	1,141	26,928
114	Penyelidikan dan Pembangunan Saintifik	-	-	-	-	-
115	Profesional	31,121	350,911	279,822	80,677	482,128
116	Perkhidmatan Perniagaan	3,045	13,509	17,477	6,285	53,005
117	Pentadbiran Awam	-	-	-	-	-
118	Pendidikan	-	-	-	-	-
119	Kesihatan	-	-	-	-	-
120	Ketenteraman dan Keselamatan Awam	-	-	-	-	-
121	Pentadbiran Awam Lain	-	-	-	-	-
122	Institusi bukan Keuntungan yang Berkhidmat kepada Isi Rumah	-	-	-	-	-
123	Kesenian, Hiburan dan Rekreasi	-	-	-	-	-
124	Perkhidmatan Swasta Lain	-	-	-	-	-
	JUMLAH INPUT PERANTARAAN	**2,546,007**	**7,867,307**	**7,901,851**	**2,715,907**	**15,916,886**
	Pembelian Langsung oleh Residen di Luar Negeri	-	-	-	-	-
	Pembelian Dalam Negeri oleh Bukan Residen	-	-	-	-	-
	JUMLAH INPUT	**2,546,007**	**7,867,307**	**7,901,851**	**2,715,907**	**15,916,886**
	Komoditi Import	**639,817**	**5,339,130**	**4,596,779**	**1,125,064**	**12,251,201**
	Cukai ke atas Produk	39,543	144,420	126,768	42,732	293,097
	Subsidi ke atas Produk	1,873	31,582	34,341	3,254	23,914
	Nilai Ditambah Kasar	787,205	1,731,518	3,864,469	1,638,226	10,224,017
	Pampasan Pekerja	520,802	618,447	1,960,233	1,005,083	5,288,693
	Cukai Bersih Lain ke atas Pengeluaran	12,970	48,273	53,164	17,809	124,626
	Lebihan Kendalian, Kasar	253,433	1,064,798	1,851,072	615,334	4,810,698
	Penggunaan Modal Tetap	162,726	610,656	667,651	223,909	1,568,606
	Lebihan Kendalian, Bersih	90,707	454,142	1,183,421	391,424	3,242,092
	JUMLAH OUTPUT	**4,010,700**	**15,050,793**	**16,455,526**	**5,518,676**	**38,661,286**

Jadual 3: Jadual Penggunaan Domestik pada Harga Asas, Komoditi mengikut Aktiviti (RM'000), 2019

Table 3: Domestic Use Tables at Basic Prices, Commodity by Activity (RM'000), 2019

Kaca dan Produk Kaca *Glass and Glass Products*	Produk Refraktori, Tanah Liat, Porselin dan Seramik *Refractory, Clay, Porcelain and Ceramic Products*	Simen, Kapur dan Plaster *Cement, Lime and Plaster*	Produk Mineral Bukan Logam *Non-Metallic Mineral Products*	Besi Asas dan Keluli *Basic Iron and Steel*	Activity / Commodity	
56	57	58	59	60		
879	735	757	1,967	10,586	Computers, Peripheral, Office Equipment and Machinery	69
2	-	-	20	6	Electric Motors, Generators and Transformers	70
-	-	-	28	113	Electricity Distribution & Control Apparatus, Batteries and Accumulators	71
35,535	-	-	17,585	520	Fibre Optic Cables, Electronic and Other Electric	72
-	-	-	22	17,070	Wiring Devices, Electric Lighting Equipment and Other Electrical	73
49,849	26,211	-	22,920	24,265	Electronic Components and Boards	74
12,996	13,018	57,630	134,730	331,725	Communication Equipment and Consumer Electronics	75
-	-	-	-	-	Irradiation Equipment, Electro Medical and Electrotherapeutic	76
-	-	-	-	27	Measuring Equipment, Testing, Navigating and Control	77
114	-	-	-	-	Optical Instruments, Photographic Equipment, Magnetic and Optical Media	78
-	10,646	-	-	-	Watches and Clocks	79
22,136	35,506	98,663	212,292	269,810	Motor Vehicles, Trailers and Semi Trailers	80
-	-	-	-	-	Motorcycles	81
-	-	-	-	-	Ships, Boats, Bicycles and Invalid Carriages	82
-	-	-	-	-	Other Transport Equipment	83
307	986	286	4,403	1,914	Other Manufacturing	84
88,270	72,833	120,681	151,606	615,188	Repair & Installation of Machinery and Equipment	85
376,328	224,411	919,182	249,086	2,643,515	Electricity and Gas	86
11,153	25,227	13,587	38,696	134,028	Water	87
1,108	1,814	1,364	19,667	6,551	Sewerage, Waste Management and Remediation Activities	88
-	-	-	-	-	Residential Buildings	89
-	-	-	-	-	Non-Residential Buildings	90
-	-	-	-	-	Civil Engineering	91
-	-	-	-	-	Specialised Construction Activities	92
604,369	467,427	1,320,961	2,395,171	3,040,144	Wholesale & Retail Trade, Repair of Motor Vehicles and Motorcycles	93
-	-	-	-	-	Accommodation	94
5,769	7,625	5,426	39,149	122,015	Food and Beverage	95
51,543	41,621	107,939	212,818	257,158	Land Transport	96
17,528	14,399	39,092	71,125	87,524	Water Transport	97
10,290	10,226	17,192	46,358	79,098	Air Transport	98
6,515	6,254	13,481	30,860	33,079	Warehousing and Support Activities for Transportation	99
-	-	-	-	-	Services Incidental to Water and Air Transportation	100
-	-	-	-	-	Highway Operation Services, Bridge and Tunnel	101
1,613	1,203	1,164	5,183	8,061	Postal and Courier Activities	102
-	-	-	-	-	Publishing Activities	103
7,858	7,976	12,338	34,678	48,775	Telecommunications	104
-	-	-	-	-	Motion Picture, Programming and Broadcasting Activities	105
774	964	2,523	11,411	6,192	Computer and Information Services	106
56,508	40,208	103,106	214,479	306,568	Monetary Intermediation	107
5,826	4,490	10,303	22,135	58,807	Other Financial Service	108
15,851	17,344	59,413	42,883	39,248	Insurance/ Takaful and Pension Funding	109
481	430	267	1,957	1,633	Activities Auxiliary to Financial Service and Insurance/ Takaful	110
13,145	11,025	27,953	59,035	108,173	Real Estate	111
-	-	-	-	-	Ownership of Dwellings	112
26,460	175	3,967	8,538	2,551	Rental and Leasing	113
-	-	-	-	-	Scientific Research and Development	114
61,834	71,488	95,518	656,513	541,364	Professional	115
16,609	9,092	24,028	42,481	65,403	Business Services	116
-	-	-	-	-	Public Administration	117
-	-	-	-	-	Education	118
-	-	-	-	-	Health	119
-	-	-	-	-	Public Order and Safety	120
-	-	-	-	-	Other Public Administration	121
-	-	-	-	-	Non-Profit Institutions Serving Households	122
-	-	-	-	-	Arts, Entertainment and Recreation	123
-	-	-	-	-	Other Private Services	124
3,398,227	**2,828,123**	**7,899,033**	**15,011,296**	**17,551,185**	TOTAL INTERMEDIATE INPUT	
-	-	-	-	-	Direct Purchases Abroad by Residents	
-	-	-	-	-	Domestic Purchases by Non-Residents	
3,398,227	**2,828,123**	**7,899,033**	**15,011,296**	**17,551,185**	TOTAL INPUT	
1,441,308	**627,291**	**941,378**	**3,383,393**	**8,685,450**	Imported Commodities	
47,578	32,451	80,671	175,242	260,673	Taxes on Products	
11,454	18,597	24,793	64,018	45,707	Subsidies on Products	
1,958,344	1,787,512	3,530,661	4,981,743	5,651,618	Gross Value Added	
793,728	1,111,527	894,747	2,517,269	3,503,171	Compensation of Employees	
22,126	16,893	40,239	75,115	104,458	Other Net Taxes on Production	
1,142,489	659,091	2,595,675	2,389,359	2,043,989	Operating Surplus, Gross	
136,300	104,843	247,848	468,446	640,278	Consumption of Fixed Capital	
1,006,189	554,248	2,347,827	1,920,913	1,403,711	Operating Surplus, Net	
6,834,004	**5,256,780**	**12,426,950**	**23,487,656**	**32,103,221**	TOTAL OUTPUT	

Jadual 3: Jadual Penggunaan Domestik pada Harga Asas, Komoditi mengikut Aktiviti (RM'000), 2019

Table 3: Domestic Use Tables at Basic Prices, Commodity by Activity (RM'000), 2019

	Komoditi \ Aktiviti	Logam Asas Berharga dan Logam Bukan Ferus Lain *Basic Precious and Other Non-Ferrous Metals*	Pengacuan Logam *Casting of Metals*	Produk Struktur Logam, Tangki, Takungan dan Penjana Wap *Structural Metal Products, Tanks, Reservoirs and Steam Generators*	Keluaran Logam Lain yang Direka *Other Fabricated Metal Products*
		61	62	63	64
1	Padi	-	-	-	-
2	Tanaman Makanan	-	-	-	-
3	Sayur-sayuran	-	-	-	-
4	Buah-buahan	-	-	-	-
5	Getah	-	-	-	-
6	Kelapa Sawit	-	-	-	-
7	Tanaman Bunga	-	-	-	-
8	Pertanian Lain	-	-	-	-
9	Ternakan Ayam dan Itik	-	-	-	-
10	Ternakan Lain	-	-	-	-
11	Perhutanan dan Pembalakan	-	-	-	-
12	Perikanan dan Akuakultur	-	-	-	-
13	Minyak Mentah dan Gas Asli	-	-	-	-
14	Perlombongan Bijih Besi	181,360	1,988	6,653	18,547
15	Pengkuarian Batu, Pasir dan Tanah Liat	64,558	57	3,168	24,175
16	Perlombongan dan Pengkuarian Lain	1	-	6	-
17	Pemprosesan dan Pengawetan Daging	-	-	-	-
18	Pemprosesan dan Pengawetan Makanan Laut	-	-	-	-
19	Pemprosesan dan Pengawetan Buah-buahan & Sayur-sayuran	-	-	-	-
20	Produk Tenusu	-	-	-	-
21	Minyak & Lemak Sayuran dan Haiwan	-	-	-	-
22	Produk Bijian, Kanji dan Produk Berkanji	-	-	-	-
23	Produk Bakeri	-	-	-	-
24	Manisan	-	-	-	-
25	Prosesan Makanan Lain	-	-	-	-
26	Makanan Haiwan Tersedia	-	-	-	-
27	Spirit, Wain dan Minuman Keras	-	-	-	-
28	Minuman Ringan, Air Mineral dan Minuman Lain yang Dibotolkan	-	-	-	-
29	Produk Tembakau	-	-	-	-
30	Penyediaan, Pemintalan dan Penenunan Tekstil	-	-	-	-
31	Penyiapan Akhir Tekstil	-	-	-	-
32	Tekstil Lain	416	50	463	2,206
33	Pakaian	3,292	1,064	5,311	8,803
34	Produk Kulit	-	-	-	-
35	Kasut	-	-	-	-
36	Pengilangan dan Pengetaman Kayu	17	14	5,052	6,110
37	Kepingan Venier dan Panel berasaskan Kayu	11,830	2,446	70,177	114,295
38	Pertukangan Kayu dan Tanggam untuk Jurubina	-	-	1,765	99
39	Bekas Kayu dan Produk Kayu Lain	22,034	1,447	18,869	82,076
40	Kertas dan Produk Kertas	7,767	2,509	8,093	39,315
41	Perabot	2,316	646	4,627	9,264
42	Penerbitan Semula Media Rakaman	-	-	-	-
43	Percetakan	988	221	1,444	78,827
44	Kok dan Produk Petroleum Bertapis	1,029,597	212,620	1,071,381	1,507,722
45	Kimia Asas	1,454,081	26,766	211,012	684,634
46	Baja dan Sebatian Nitrogen	839	-	-	-
47	Cat dan Varnis	47,242	5,815	123,433	226,460
48	Produk Farmaseutikal, Kimia Perubatan dan Botani	-	-	-	-
49	Sabun & Bahan Pencuci, Pencuci dan Pengilat, Pewangi dan Dandanan Diri	-	-	185	4,616
50	Produk Kimia Lain	53,853	15,548	19,835	223,417
51	Tayar dan Tiub Getah	-	-	1,197	17
52	Prosesan Getah	238	-	18,242	10,217
53	Sarung Tangan Getah	1	-	740	259
54	Produk Getah Lain	-	-	4,237	973
55	Produk Plastik	100,597	1,549	26,758	44,749
56	Kaca dan Produk Kaca	330	101	28,991	2,651
57	Produk Refraktori, Tanah Liat, Porselin dan Seramik	3,672	-	312	89,836
58	Simen, Kapur dan Plaster	850	837	6,944	22,135
59	Produk Mineral bukan Logam	2,977	1,292	7,600	106,521
60	Besi dan Keluli Asas	215,671	127,834	1,789,747	2,983,726
61	Logam Asas Berharga dan Logam bukan Ferus Lain	191,470	90,415	470,192	2,418,541
62	Pengacuan Logam	24,327	41,446	68,748	34,724
63	Produk Struktur Logam, Tangki, Takungan dan Penjana Wap	84,339	86,718	-	-
64	Produk Logam Lain yang Direka	535,429	174,933	2,238,903	48,883
65	Enjin & Turbin, Alatan Kuasa Bendalir, Pam, Pemampat, Kepala Paip dan Injap Lain	196	51	7,776	1,048
66	Jentera Kegunaan Umum Lain	12,821	3,520	26,077	51,323
67	Senjata, Peluru dan Mesin bertujuan Khas	272,018	18,689	34,176	29,265
68	Perkakasan Domestik	-	-	876	204

Jadual 3: Jadual Penggunaan Domestik pada Harga Asas, Komoditi mengikut Aktiviti (RM'000), 2019

Table 3: Domestic Use Tables at Basic Prices, Commodity by Activity (RM'000), 2019

Enjin & Turbin, Alatan Kuasa Bendalir,Pam, Pemampat, Kepala Paip dan Injap Lain *Engines & Turbines, Fluid Power Equipment, Other Pumps, Compressors, Taps and Valves*	Jentera Kegunaan Umum Lain *Other General Purpose Machinery*	Senjata, Peluru dan Mesin Bertujuan Khas *Weapons, Ammunition and Special Purpose Machinery*	Perkakasan Domestik *Domestic Appliances*	Activity / Commodity	
65	66	67	68		
-	-	-	-	***Paddy***	***1***
-	-	-	-	***Food Crops***	***2***
-	-	-	-	***Vegetables***	***3***
-	-	-	-	***Fruits***	***4***
-	-	-	-	***Rubber***	***5***
-	-	-	-	***Oil Palm***	***6***
-	-	-	-	***Flower Plants***	***7***
-	-	-	-	***Other Agriculture***	***8***
-	-	-	-	***Poultry Farming***	***9***
-	-	-	-	***Other Livestock***	***10***
-	-	-	-	***Forestry and Logging***	***11***
-	-	-	-	***Fishing and Aquaculture***	***12***
-	-	-	-	***Crude Oil and Natural Gas***	***13***
-	-	-	-	***Mining of Metal Ores***	***14***
-	-	-	-	***Quarrying of Stone, Sand and Clay***	***15***
-	-	-	-	***Other Mining and Quarrying***	***16***
-	-	-	-	***Processing and Preserving of Meat***	***17***
-	-	-	-	***Processing and Preserving of Seafood***	***18***
-	-	-	-	***Processing and Preserving of Fruits & Vegetables***	***19***
-	-	-	-	***Dairy Products***	***20***
-	-	-	-	***Vegetable & Animal Oils and Fats***	***21***
-	-	-	-	***Grain Mill Products, Starches and Starch Products***	***22***
-	-	-	-	***Bakery Products***	***23***
-	-	-	-	***Confectionery***	***24***
-	-	-	-	***Other Food Processing***	***25***
-	-	-	-	***Prepared Animal Feeds***	***26***
-	-	-	-	***Spirits, Wines and Liquors***	***27***
-	-	-	-	***Soft Drinks, Mineral Waters and Other Bottled Waters***	***28***
-	-	-	-	***Tobacco Products***	***29***
-	-	-	-	***Preparation, Spinning and Weaving of Textiles***	***30***
-	-	-	-	***Finishing of Textiles***	***31***
69	10,798	1,937	1,136	***Other Textiles***	***32***
526	1,927	3,175	344	***Wearing Apparel***	***33***
-	-	-	-	***Leather Products***	***34***
-	-	-	-	***Footwear***	***35***
508	2,241	256	-	***Sawmilling and Planning of Wood***	***36***
6,609	20,284	13,963	554	***Veneer Sheets and Wood-based Panels***	***37***
-	-	-	-	***Builders' Carpentry and Joinery***	***38***
5,946	10,462	9,800	214	***Wooden Containers and Other Wood Products***	***39***
435	12,940	4,957	3,920	***Paper and Paper Products***	***40***
276	2,507	3,257	529	***Furniture***	***41***
-	-	-	-	***Reproduction of Recorded Media***	***42***
124	848	5,103	164	***Printing***	***43***
39,713	126,131	180,472	31,129	***Coke and Refined Petroleum Products***	***44***
24,633	77,167	89,392	12,251	***Basic Chemicals***	***45***
-	-	-	-	***Fertilizers and Nitrogen Compounds***	***46***
462	2,986	13,644	3,508	***Paints and Varnishes***	***47***
-	12,205	-	-	***Pharmaceuticals, Medicinal Chemical and Botanical Products***	***48***
-	388	178	-	***Soaps & Detergents, Cleaning & Polishing, Perfumes and Toilet Preparations***	***49***
7,396	119,308	29,008	35,637	***Other Chemicals Products***	***50***
-	575	12	1,424	***Rubber Tyres and Tubes***	***51***
-	142,579	25,115	-	***Rubber Processing***	***52***
93	1,252	242	2	***Rubber Gloves***	***53***
843	-	-	21	***Other Rubber Products***	***54***
148	67,464	2,613	2,779	***Plastic Products***	***55***
321	862	556	595	***Glass and Glass Products***	***56***
-	-	253	-	***Refractory, Clay, Porcelain and Ceramic Products***	***57***
10	6,006	36	-	***Cement, Lime and Plaster***	***58***
22	2,509	3,132	80	***Non-Metallic Mineral Products***	***59***
46,754	226,683	498,877	6,657	***Basic Iron and Steel***	***60***
83,046	204,704	156,251	40,104	***Basic Precious and Other Non-Ferrous Metals***	***61***
7,556	11,540	76,185	2,578	***Casting of Metals***	***62***
46,231	326,594	923,366	643,057	***Structural Metal Products, Tanks, Reservoirs and Steam Generators***	***63***
121,832	766,425	828,051	385,825	***Other Fabricated Metal Products***	***64***
102,373	148,136	6,639	5,440	***Engines & Turbines, Fluid Power Equipment, Other Pumps, Compressors, Taps and Valves***	***65***
4,603	198,305	14,010	3,690	***Other General Purpose Machinery***	***66***
1,902	34,216	963,101	879	***Weapons, Ammunition and Special Purpose Machinery***	***67***
4,708	14	-	17,739	***Domestic Appliances***	***68***

Jadual 3: Jadual Penggunaan Domestik pada Harga Asas, Komoditi mengikut Aktiviti (RM'000), 2019

Table 3: Domestic Use Tables at Basic Prices, Commodity by Activity (RM'000), 2019

	Komoditi / Aktiviti	Logam Asas Berharga dan Logam Bukan Ferus Lain *Basic Precious and Other Non-Ferrous Metals*	Pengacuan Logam *Casting of Metals*	Produk Struktur Logam, Tangki, Takungan dan Penjana Wap *Structural Metal Products, Tanks, Reservoirs and Steam Generators*	Keluaran Logam Lain yang Direka *Other Fabricated Metal Products*
		61	62	63	64
69	Komputer, Peranti, Mesin dan Kelengkapan Pejabat	742	217	1,599	11,129
70	Motor Elektrik, Penjana dan Transformer	-	-	1,623	1,142
71	Perkakasan Pengagihan & Pengawalan Elektrik, Bateri dan Akumulator	67,749	99	166	2,594
72	Kabel Gentian Optikal, Elektronik dan Elektrik Lain	339,292	73	7,728	42,204
73	Alatan Pendawaian, Kelengkapan Pencahayaan Elektrik dan Elektrik Lain	844	126	2,528	9,937
74	Komponen dan Papan Elektronik	4,208	270	31,507	142,255
75	Peralatan Komunikasi dan Elektronik Pengguna	56,972	16,387	143,589	222,149
76	Peralatan Penyinaran, Perubatan Elektro dan Elektroterapeutik	-	-	-	-
77	Kelengkapan Mengukur, Menguji, Memandu Arah dan Kawalan	259	-	422	9,165
78	Instrumen Optikal, Alatan Fotografi, Media Magnetik dan Optikal	-	-	-	8
79	Jam Tangan dan Jam	-	-	-	-
80	Kenderaan Bermotor, Treler dan Semi Treler	298,720	9,750	62,340	207,981
81	Motosikal	-	-	-	-
82	Kapal, Bot, Basikal dan 'Invalid Carriages'	-	-	-	-
83	Kelengkapan Pengangkutan Lain	-	-	-	-
84	Pembuatan Lain	784	237	1,146	2,652
85	Pembaikan & Pemasangan Mesin dan Kelengkapan	90,666	22,416	209,311	363,199
86	Elektrik dan Gas	978,296	62,916	322,339	1,035,322
87	Air	17,384	2,928	33,251	65,269
88	Pembetungan, Pengurusan Sisa dan Aktiviti Pemulihan	1,855	407	3,759	7,873
89	Bangunan Kediaman	-	-	-	-
90	Bangunan Bukan Kediaman	-	-	-	-
91	Kejuruteraan Awam	-	-	-	-
92	Aktiviti Pembinaan Pertukangan Khas	-	-	-	36,574
93	Perdagangan Borong & Runcit, Pembaikan Kenderaan Bermotor dan Motosikal	1,538,121	245,164	1,784,537	3,404,723
94	Penginapan	-	-	-	-
95	Makanan dan Minuman	17,402	10,010	41,988	78,140
96	Pengangkutan Darat	138,498	21,858	159,441	308,193
97	Pengangkutan Air	45,532	7,327	53,398	101,739
98	Pengangkutan Udara	34,466	6,819	33,388	79,494
99	Penggudangan dan Aktiviti Sokongan untuk Pengangkutan	16,865	2,789	20,126	39,016
100	Perkhidmatan berkaitan Pengangkutan Air dan Udara	-	-	-	-
101	Perkhidmatan Operasi Lebuhraya, Jambatan dan Terowong	-	-	-	-
102	Perkhidmatan Pos dan Kurier	2,959	798	7,230	14,651
103	Aktiviti Penerbitan	-	-	-	-
104	Telekomunikasi	15,482	5,335	47,171	73,857
105	Aktiviti Wayang Gambar, Pemprograman dan Penyiaran	-	-	-	-
106	Perkhidmatan Komputer dan Maklumat	1,663	108	8,805	6,839
107	Perantaraan Kewangan	153,871	23,663	186,997	349,074
108	Perkhidmatan Kewangan Lain	21,478	2,828	22,488	41,215
109	Insurans/ Takaful dan Tabungan Pencen	28,434	6,464	43,652	88,769
110	Aktiviti Sokongan Perkhidmatan Kewangan dan Insurans/ Takaful	873	285	2,758	3,987
111	Hartanah	53,033	5,107	41,661	78,603
112	Pemilikan Kediaman	-	-	-	-
113	Sewaan dan Pajakan	5,444	73	363	17,065
114	Penyelidikan dan Pembangunan Saintifik	-	-	-	-
115	Profesional	114,357	61,732	434,816	777,891
116	Perkhidmatan Perniagaan	20,032	13,841	57,866	88,172
117	Pentadbiran Awam	-	-	-	-
118	Pendidikan	-	-	-	-
119	Kesihatan	-	-	-	-
120	Ketenteraman dan Keselamatan Awam	-	-	-	-
121	Pentadbiran Awam Lain	-	-	-	-
122	Institusi bukan Keuntungan yang Berkhidmat kepada Isi Rumah	-	-	-	-
123	Kesenian, Hiburan dan Rekreasi	-	-	-	-
124	Perkhidmatan Swasta Lain	-	-	-	-
	JUMLAH INPUT PERANTARAAN	**8,391,410**	**1,348,602**	**10,050,984**	**16,586,518**
	Pembelian Langsung oleh Residen di Luar Negeri	-	-	-	-
	Pembelian Dalam Negeri oleh Bukan Residen	-	-	-	-
	JUMLAH INPUT	**8,391,410**	**1,348,602**	**10,050,984**	**16,586,518**
	Komoditi Import	**4,791,151**	**682,000**	**5,993,208**	**13,302,576**
	Cukai ke atas Produk	133,864	19,316	131,959	288,425
	Subsidi ke atas Produk	39,935	8,229	41,467	58,356
	Nilai Ditambah Kasar	2,458,024	824,188	5,826,122	11,033,090
	Pampasan Pekerja	1,758,967	587,167	2,468,337	4,777,297
	Cukai Bersih Lain ke atas Pengeluaran	50,931	9,178	70,399	132,083
	Lebihan Kendalian, Kasar	648,127	227,843	3,287,385	6,123,710
	Penggunaan Modal Tetap	313,815	57,158	437,994	820,755
	Lebihan Kendalian, Bersih	334,312	170,685	2,849,391	5,302,955
	JUMLAH OUTPUT	**15,734,514**	**2,865,877**	**21,960,805**	**41,152,253**

Jadual 3: Jadual Penggunaan Domestik pada Harga Asas, Komoditi mengikut Aktiviti (RM'000), 2019

Table 3: Domestic Use Tables at Basic Prices, Commodity by Activity (RM'000), 2019

Enjin & Turbin, Alatan Kuasa Bendalir,Pam, Pemampat, Kepala Paip dan Injap Lain *Engines & Turbines, Fluid Power Equipment, Other Pumps, Compressors, Taps and Valves*	Jentera Kegunaan Umum Lain *Other General Purpose Machinery*	Senjata, Peluru dan Mesin Bertujuan Khas *Weapons, Ammunition and Special Purpose Machinery*	Perkakasan Domestik *Domestic Appliances*	Activity / Commodity	
65	66	67	68		
665	4,545	5,222	2,542	***Computers, Peripheral, Office Equipment and Machinery***	***69***
14	8,627	23,396	36	***Electric Motors, Generators and Transformers***	***70***
9,520	32,680	16,307	5,093	***Electricity Distribution & Control Apparatus, Batteries and Accumulators***	***71***
-	39,444	5,886	8,489	***Fibre Optic Cables, Electronic and Other Electric***	***72***
10,981	2,184	16,606	76	***Wiring Devices, Electric Lighting Equipment and Other Electrical***	***73***
14,789	741,499	267,033	1,184,983	***Electronic Components and Boards***	***74***
7,765	101,199	199,243	9,145	***Communication Equipment and Consumer Electronics***	***75***
-	3,893	-	-	***Irradiation Equipment, Electro Medical and Electrotherapeutic***	***76***
67	7,217	8,566	135,813	***Measuring Equipment, Testing, Navigating and Control***	***77***
1,861	245	-	1,844	***Optical Instruments, Photographic Equipment, Magnetic and Optical Media***	***78***
-	-	-	-	***Watches and Clocks***	***79***
22,539	334,618	129,140	6,911	***Motor Vehicles, Trailers and Semi Trailers***	***80***
-	-	-	-	***Motorcycles***	***81***
-	-	-	-	***Ships, Boats, Bicycles and Invalid Carriages***	***82***
-	-	-	-	***Other Transport Equipment***	***83***
98	673	932	130	***Other Manufacturing***	***84***
25,475	699,137	87,153	119,598	***Repair & Installation of Machinery and Equipment***	***85***
34,216	253,488	166,290	71,900	***Electricity and Gas***	***86***
1,292	12,511	14,246	2,719	***Water***	***87***
277	1,759	3,030	575	***Sewerage, Waste Management and Remediation Activities***	***88***
-	-	-	-	***Residential Buildings***	***89***
-	-	-	-	***Non-Residential Buildings***	***90***
-	-	-	-	***Civil Engineering***	***91***
-	-	-	-	***Specialised Construction Activities***	***92***
219,560	1,317,195	1,167,712	686,232	***Wholesale & Retail Trade, Repair of Motor Vehicles and Motorcycles***	***93***
-	-	-	-	***Accommodation***	***94***
1,790	19,135	25,208	2,448	***Food and Beverage***	***95***
18,463	105,865	104,543	56,689	***Land Transport***	***96***
6,297	36,056	34,653	19,522	***Water Transport***	***97***
4,249	21,025	33,254	9,842	***Air Transport***	***98***
2,323	13,459	14,225	6,955	***Warehousing and Support Activities for Transportation***	***99***
-	-	-	-	***Services Incidental to Water and Air Transportation***	***100***
-	-	-	-	***Highway Operation Services, Bridge and Tunnel***	***101***
434	3,974	3,736	3,338	***Postal and Courier Activities***	***102***
-	-	-	-	***Publishing Activities***	***103***
2,945	20,227	29,095	3,857	***Telecommunications***	***104***
-	-	-	-	***Motion Picture, Programming and Broadcasting Activities***	***105***
308	3,376	7,143	602	***Computer and Information Services***	***106***
29,128	140,458	122,354	66,314	***Monetary Intermediation***	***107***
2,510	21,546	15,257	6,435	***Other Financial Service***	***108***
4,240	138,272	31,485	8,078	***Insurance/ Takaful and Pension Funding***	***109***
187	1,201	1,228	202	***Activities Auxiliary to Financial Service and Insurance/ Takaful***	***110***
24,073	69,625	60,507	5,033	***Real Estate***	***111***
-	-	-	-	***Ownership of Dwellings***	***112***
15,809	11,685	6,556	-	***Rental and Leasing***	***113***
-	-	-	-	***Scientific Research and Development***	***114***
48,228	418,167	314,084	48,977	***Professional***	***115***
1,562	32,759	29,839	7,974	***Business Services***	***116***
-	-	-	-	***Public Administration***	***117***
-	-	-	-	***Education***	***118***
-	-	-	-	***Health***	***119***
-	-	-	-	***Public Order and Safety***	***120***
-	-	-	-	***Other Public Administration***	***121***
-	-	-	-	***Non-Profit Institutions Serving Households***	***122***
-	-	-	-	***Arts, Entertainment and Recreation***	***123***
-	-	-	-	***Other Private Services***	***124***
1,018,802	**7,155,802**	**6,797,510**	**3,682,612**	***TOTAL INTERMEDIATE INPUT***	
-	-	-	-	***Direct Purchases Abroad by Residents***	
-	-	-	-	***Domestic Purchases by Non-Residents***	
1,018,802	**7,155,802**	**6,797,510**	**3,682,612**	***TOTAL INPUT***	
1,469,744	**4,779,255**	**3,638,027**	**1,988,096**	***Imported Commodities***	
26,204	188,988	128,506	52,264	***Taxes on Products***	
1,537	4,882	6,985	1,205	***Subsidies on Products***	
732,961	3,531,214	3,738,357	1,394,471	***Gross Value Added***	
538,210	1,973,411	2,639,088	1,055,955	***Compensation of Employees***	
10,455	50,236	45,974	22,944	***Other Net Taxes on Production***	
184,296	1,507,567	1,053,295	315,572	***Operating Surplus, Gross***	
64,743	312,137	285,113	141,929	***Consumption of Fixed Capital***	
119,553	1,195,430	768,182	173,643	***Operating Surplus, Net***	
3,246,174	**15,650,378**	**14,295,414**	**7,116,237**	***TOTAL OUTPUT***	

Jadual 3: Jadual Penggunaan Domestik pada Harga Asas, Komoditi mengikut Aktiviti (RM'000), 2019

Table 3: Domestic Use Tables at Basic Prices, Commodity by Activity (RM'000), 2019

	Komoditi / Aktiviti	Komputer, Peranti, Mesin dan Kelengkapan Pejabat *Computers, Peripheral, Office Machinery and Equipment*	Motor Elektrik, Penjana dan Transformer *Electric Motors, Generators and Transformers*	Perkakasan Pengagihan & Pengawalan Elektrik, Bateri dan Akumulator *Electricity Distribution & Control Apparatus, Batteries and Accumulators*	Kabel Gentian Optikal, Elektronik dan Elektrik Lain *Fibre Optic, Electronic and Other Electric Cables*
		69	70	71	72
1	Padi	-	-	-	-
2	Tanaman Makanan	-	-	-	-
3	Sayur-sayuran	-	-	-	-
4	Buah-buahan	-	-	-	-
5	Getah	-	-	-	-
6	Kelapa Sawit	-	-	-	-
7	Tanaman Bunga	-	-	-	-
8	Pertanian Lain	-	-	-	-
9	Ternakan Ayam dan Itik	-	-	-	-
10	Ternakan Lain	-	-	-	-
11	Perhutanan dan Pembalakan	-	-	-	-
12	Perikanan dan Akuakultur	-	-	-	-
13	Minyak Mentah dan Gas Asli	-	-	-	-
14	Perlombongan Bijih Besi	-	-	-	-
15	Pengkuarian Batu, Pasir dan Tanah Liat	-	-	-	-
16	Perlombongan dan Pengkuarian Lain	-	-	-	-
17	Pemprosesan dan Pengawetan Daging	-	-	-	-
18	Pemprosesan dan Pengawetan Makanan Laut	-	-	-	-
19	Pemprosesan dan Pengawetan Buah-buahan & Sayur-sayuran	-	-	-	-
20	Produk Tenusu	-	-	-	-
21	Minyak & Lemak Sayuran dan Haiwan	-	-	-	-
22	Produk Bijian, Kanji dan Produk Berkanji	-	-	-	-
23	Produk Bakeri	-	-	-	-
24	Manisan	-	-	-	-
25	Prosesan Makanan Lain	-	-	-	-
26	Makanan Haiwan Tersedia	-	-	-	-
27	Spirit, Wain dan Minuman Keras	-	-	-	-
28	Minuman Ringan, Air Mineral dan Minuman Lain yang Dibotolkan	-	-	-	-
29	Produk Tembakau	-	-	-	-
30	Penyediaan, Pemintalan dan Penenunan Tekstil	-	-	-	-
31	Penyiapan Akhir Tekstil	-	-	-	-
32	Tekstil Lain	210	42	516	656
33	Pakaian	1,973	1,152	2,936	3,655
34	Produk Kulit	-	-	-	-
35	Kasut	-	-	-	-
36	Pengilangan dan Pengetaman Kayu	2,164	-	143	-
37	Kepingan Venier dan Panel berasaskan Kayu	1,409	1,461	4,326	9,495
38	Pertukangan Kayu dan Tanggam untuk Jurubina	-	-	127	-
39	Bekas Kayu dan Produk Kayu Lain	168	9,522	893	19,393
40	Kertas dan Produk Kertas	2,520	598	4,504	8,253
41	Perabot	1,975	848	2,838	1,105
42	Penerbitan Semula Media Rakaman	-	-	-	-
43	Percetakan	86,245	1,426	867	643
44	Kok dan Produk Petroleum Bertapis	89,795	62,852	85,485	71,842
45	Kimia Asas	7,514	27,482	135,793	159,093
46	Baja dan Sebatian Nitrogen	-	-	-	-
47	Cat dan Varnis	1,260	505	390	6,448
48	Produk Farmaseutikal, Kimia Perubatan dan Botani	-	-	-	-
49	Sabun & Bahan Pencuci, Pencuci dan Pengilat, Pewangi dan Dandanan Diri	31	-	7,365	-
50	Produk Kimia Lain	4,827	3,438	114,075	100,729
51	Tayar dan Tiub Getah	-	34	-	526
52	Prosesan Getah	4	-	236	14,136
53	Sarung Tangan Getah	558	325	183	5,311
54	Produk Getah Lain	2,815	2,936	1,623	46,058
55	Produk Plastik	1,926	4,122	25,896	10,407
56	Kaca dan Produk Kaca	16	265	4	1,562
57	Produk Refraktori, Tanah Liat, Porselin dan Seramik	193	12,071	-	-
58	Simen, Kapur dan Plaster	-	-	361,462	-
59	Produk Mineral bukan Logam	4,158	-	-	5,611
60	Besi dan Keluli Asas	4,334	54,740	66,593	98,548
61	Logam Asas Berharga dan Logam bukan Ferus Lain	2,446	64,907	253,511	228,858
62	Pengacuan Logam	206	22	-	34
63	Produk Struktur Logam, Tangki, Takungan dan Penjana Wap	1,294	38,314	216,709	24,459
64	Produk Logam Lain yang Direka	77,969	174,695	247,932	4,750,814
65	Enjin & Turbin, Alatan Kuasa Bendalir, Pam, Pemampat, Kepala Paip dan Injap Lain	-	1,707	-	-
66	Jentera Kegunaan Umum Lain	20,194	2,850	6,246	7,262
67	Senjata, Peluru dan Mesin bertujuan Khas	14,310	191	8,779	18
68	Perkakasan Domestik	-	-	-	-

Jadual 3: Jadual Penggunaan Domestik pada Harga Asas, Komoditi mengikut Aktiviti (RM'000), 2019

Table 3: Domestic Use Tables at Basic Prices, Commodity by Activity (RM'000), 2019

Alatan Pendawaian, Kelengkapan Pencahayaan Elektrik dan Elektrik Lain *Wiring Devices, Electric Lighting and Other Electrical Equipment*	Komponen dan Papan Elektronik *Electronic Components and Boards*	Peralatan Komunikasi dan Elektronik Pengguna *Communication Equipment and Consumer Electronics*	Peralatan Penyinaran, Perubatan Elektro dan Elektroterapeutik *Irradiation, Electro Medical and Electrotherapeutic Equipment*	Activity / Commodity	
73	74	75	76		
-	-	-	-	Paddy	1
-	-	-	-	Food Crops	2
-	-	-	-	Vegetables	3
-	-	-	-	Fruits	4
-	-	-	-	Rubber	5
-	-	-	-	Oil Palm	6
-	-	-	-	Flower Plants	7
-	-	-	-	Other Agriculture	8
-	-	-	-	Poultry Farming	9
-	-	-	-	Other Livestock	10
-	-	-	-	Forestry and Logging	11
-	-	-	-	Fishing and Aquaculture	12
-	-	-	-	Crude Oil and Natural Gas	13
-	-	-	-	Mining of Metal Ores	14
-	-	-	-	Quarrying of Stone, Sand and Clay	15
-	-	-	-	Other Mining and Quarrying	16
-	-	-	-	Processing and Preserving of Meat	17
-	-	-	-	Processing and Preserving of Seafood	18
-	-	-	-	Processing and Preserving of Fruits & Vegetables	19
-	-	-	-	Dairy Products	20
-	-	-	-	Vegetable & Animal Oils and Fats	21
-	-	-	-	Grain Mill Products, Starches and Starch Products	22
-	-	-	-	Bakery Products	23
-	-	-	-	Confectionery	24
-	-	-	-	Other Food Processing	25
-	-	-	-	Prepared Animal Feeds	26
-	-	-	-	Spirits, Wines and Liquors	27
-	-	-	-	Soft Drinks, Mineral Waters and Other Bottled Waters	28
-	-	-	-	Tobacco Products	29
-	346	34	121	Preparation, Spinning and Weaving of Textiles	30
-	-	-	-	Finishing of Textiles	31
773	2,401	1,135	8	Other Textiles	32
8,621	25,848	5,869	2,345	Wearing Apparel	33
-	-	-	-	Leather Products	34
-	-	-	-	Footwear	35
-	-	-	-	Sawmilling and Planning of Wood	36
2,604	228,023	15,082	42	Veneer Sheets and Wood-based Panels	37
-	16,340	21,163	-	Builders' Carpentry and Joinery	38
2,971	156,599	87,328	648	Wooden Containers and Other Wood Products	39
2,030	26,422	20,603	450	Paper and Paper Products	40
560	18,992	5,090	654	Furniture	41
-	-	-	-	Reproduction of Recorded Media	42
448	185,845	186,540	271	Printing	43
50,780	823,999	138,811	20,769	Coke and Refined Petroleum Products	44
244,713	1,321,583	372,295	314,732	Basic Chemicals	45
47	-	-	-	Fertilizers and Nitrogen Compounds	46
4,063	34,009	106,776	1,388	Paints and Varnishes	47
-	-	-	1,970	Pharmaceuticals, Medicinal Chemical and Botanical Products	48
305	20,930	-	-	Soaps & Detergents, Cleaning & Polishing, Perfumes and Toilet Preparations	49
31,483	392,101	73,074	47,121	Other Chemicals Products	50
-	-	-	-	Rubber Tyres and Tubes	51
-	2,924	-	5,088	Rubber Processing	52
1,720	170	570	-	Rubber Gloves	53
15,524	75,608	5,149	-	Other Rubber Products	54
8,242	53,327	457,225	4,530	Plastic Products	55
1,717	264,118	26	2,011	Glass and Glass Products	56
842	35,864	60,252	-	Refractory, Clay, Porcelain and Ceramic Products	57
24	8,045	-	-	Cement, Lime and Plaster	58
2,650	65,801	-	-	Non-Metallic Mineral Products	59
61,693	861,706	15,245	31,591	Basic Iron and Steel	60
36,075	1,683,955	3,924	2,025	Basic Precious and Other Non-Ferrous Metals	61
286	53,355	-	5,401	Casting of Metals	62
201,166	334,823	615,939	13,754	Structural Metal Products, Tanks, Reservoirs and Steam Generators	63
136,187	4,921,386	396,026	258,012	Other Fabricated Metal Products	64
-	524	1,232	-	Engines & Turbines, Fluid Power Equipment, Other Pumps, Compressors, Taps and Valves	65
6,284	124,846	34,418	4,060	Other General Purpose Machinery	66
849	120,678	2,430	-	Weapons, Ammunition and Special Purpose Machinery	67
-	-	-	-	Domestic Appliances	68

Jadual 3: Jadual Penggunaan Domestik pada Harga Asas, Komoditi mengikut Aktiviti (RM'000), 2019

Table 3: Domestic Use Tables at Basic Prices, Commodity by Activity (RM'000), 2019

	Komoditi \ Aktiviti	Komputer, Peranti, Mesin dan Kelengkapan Pejabat *Computers, Peripheral, Office Machinery and Equipment*	Motor Elektrik, Penjana dan Transformer *Electric Motors, Generators and Transformers*	Perkakasan Pengagihan & Pengawalan Elektrik, Bateri dan Akumulator *Electricity Distribution & Control Apparatus, Batteries and Accumulators*	Kabel Gentian Optikal, Elektronik dan Elektrik Lain *Fibre Optic, Electronic and Other Electric Cables*
		69	70	71	72
69	Komputer, Peranti, Mesin dan Kelengkapan Pejabat	7,740	930	7,165	1,753
70	Motor Elektrik, Penjana dan Transformer	2,028	11,529	6,096	24
71	Perkakasan Pengagihan & Pengawalan Elektrik, Bateri dan Akumulator	408,481	11,658	371,867	35,423
72	Kabel Gentian Optikal, Elektronik dan Elektrik Lain	145	72,198	44,302	3,325
73	Alatan Pendawaian, Kelengkapan Pencahayaan Elektrik dan Elektrik Lain	94	354	4,526	70,223
74	Komponen dan Papan Elektronik	12,117,274	608,027	1,739,005	388,275
75	Peralatan Komunikasi dan Elektronik Pengguna	495,397	88,481	141,682	40,230
76	Peralatan Penyinaran, Perubatan Elektro dan Elektroterapeutik	-	2	-	-
77	Kelengkapan Mengukur, Menguji, Memandu Arah dan Kawalan	775	419	2,605	5,080
78	Instrumen Optikal, Alatan Fotografi, Media Magnetik dan Optikal	79,582	2,639	-	-
79	Jam Tangan dan Jam	-	-	-	-
80	Kenderaan Bermotor, Treler dan Semi Treler	36,976	86,750	26,498	12,978
81	Motosikal	-	-	-	-
82	Kapal, Bot, Basikal dan 'Invalid Carriages'	-	-	-	-
83	Kelengkapan Pengangkutan Lain	-	-	-	-
84	Pembuatan Lain	547	227	688	510
85	Pembaikan & Pemasangan Mesin dan Kelengkapan	110,713	24,047	68,386	57,111
86	Elektrik dan Gas	374,560	64,330	237,354	187,233
87	Air	21,553	2,784	11,801	8,383
88	Pembetungan, Pengurusan Sisa dan Aktiviti Pemulihan	1,275	516	1,710	1,564
89	Bangunan Kediaman	-	-	-	-
90	Bangunan Bukan Kediaman	-	-	-	-
91	Kejuruteraan Awam	-	-	-	-
92	Aktiviti Pembinaan Pertukangan Khas	-	-	-	-
93	Perdagangan Borong & Runcit, Pembaikan Kenderaan Bermotor dan Motosikal	3,224,664	351,855	1,041,694	1,438,748
94	Penginapan	-	-	-	-
95	Makanan dan Minuman	2,751	2,405	7,567	10,790
96	Pengangkutan Darat	266,371	29,646	89,846	119,817
97	Pengangkutan Air	90,293	10,126	30,406	41,167
98	Pengangkutan Udara	33,437	6,430	27,889	23,566
99	Penggudangan dan Aktiviti Sokongan untuk Pengangkutan	32,111	3,836	11,520	15,004
100	Perkhidmatan berkaitan Pengangkutan Air dan Udara	-	-	-	-
101	Perkhidmatan Operasi Lebuhraya, Jambatan dan Terowong	-	-	-	-
102	Perkhidmatan Pos dan Kurier	1,475	1,959	1,376	2,355
103	Aktiviti Penerbitan	-	-	-	-
104	Telekomunikasi	17,506	4,974	13,757	11,768
105	Aktiviti Wayang Gambar, Pemprograman dan Penyiaran	-	-	-	-
106	Perkhidmatan Komputer dan Maklumat	6,563	448	1,100	1,507
107	Perantaraan Kewangan	345,742	35,119	106,944	132,829
108	Perkhidmatan Kewangan Lain	12,323	3,182	9,300	13,284
109	Insurans/ Takaful dan Tabungan Pencen	13,971	3,834	15,013	13,768
110	Aktiviti Sokongan Perkhidmatan Kewangan dan Insurans/ Takaful	326	727	581	749
111	Hartanah	28,036	5,760	13,735	8,231
112	Pemilikan Kediaman	-	-	-	-
113	Sewaan dan Pajakan	57,278	255	84,423	8,492
114	Penyelidikan dan Pembangunan Saintifik	-	-	-	-
115	Profesional	50,423	29,219	155,013	152,518
116	Perkhidmatan Perniagaan	5,409	4,420	2,740	14,687
117	Pentadbiran Awam	-	-	-	-
118	Pendidikan	-	-	-	-
119	Kesihatan	-	-	-	-
120	Ketenteraman dan Keselamatan Awam	-	-	-	-
121	Pentadbiran Awam Lain	-	-	-	-
122	Institusi bukan Keuntungan yang Berkhidmat kepada Isi Rumah	-	-	-	-
123	Kesenian, Hiburan dan Rekreasi	-	-	-	-
124	Perkhidmatan Swasta Lain	-	-	-	-
	JUMLAH INPUT PERANTARAAN	**18,176,331**	**1,935,590**	**5,826,022**	**8,396,309**
	Pembelian Langsung oleh Residen di Luar Negeri	-	-	-	-
	Pembelian Dalam Negeri oleh Bukan Residen	-	-	-	-
	JUMLAH INPUT	**18,176,331**	**1,935,590**	**5,826,022**	**8,396,309**
	Komoditi Import	**11,531,576**	**1,065,934**	**3,335,684**	**2,968,816**
	Cukai ke atas Produk	127,195	31,054	69,046	98,501
	Subsidi ke atas Produk	3,475	2,433	3,309	2,781
	Nilai Ditambah Kasar	5,586,938	1,023,458	2,189,897	2,307,733
	Pampasan Pekerja	3,548,957	586,187	1,336,688	1,407,527
	Cukai Bersih Lain ke atas Pengeluaran	113,537	13,011	36,742	44,453
	Lebihan Kendalian, Kasar	1,924,444	424,260	816,467	855,753
	Penggunaan Modal Tetap	706,401	80,847	227,712	707,911
	Lebihan Kendalian, Bersih	1,218,043	343,414	588,756	147,842
	JUMLAH OUTPUT	**35,418,565**	**4,053,603**	**11,417,341**	**13,768,579**

Jadual 3: Jadual Penggunaan Domestik pada Harga Asas, Komoditi mengikut Aktiviti (RM'000), 2019

Table 3: Domestic Use Tables at Basic Prices, Commodity by Activity (RM'000), 2019

Alatan Pendawaian, Kelengkapan Pencahayaan Elektrik dan Elektrik Lain *Wiring Devices, Electric Lighting and Other Electrical Equipment*	Komponen dan Papan Elektronik *Electronic Components and Boards*	Peralatan Komunikasi dan Elektronik Pengguna *Communication Equipment and Consumer Electronics*	Peralatan Penyinaran, Perubatan Elektro dan Elektroterapeutik *Irradiation, Electro Medical and Electrotherapeutic Equipment*	Activity / Commodity	
73	74	75	76		
1,634	858,251	29,348	1,681	***Computers, Peripheral, Office Equipment and Machinery***	***69***
1,681	13,995	32,150	107	***Electric Motors, Generators and Transformers***	***70***
20,046	1,743,431	2,517,609	17,240	***Electricity Distribution & Control Apparatus, Batteries and Accumulators***	***71***
42,163	57,345	725,328	189	***Fibre Optic Cables, Electronic and Other Electric***	***72***
249,336	132,131	353,356	187	***Wiring Devices, Electric Lighting Equipment and Other Electrical***	***73***
495,393	47,265,532	22,312,946	426,689	***Electronic Components and Boards***	***74***
93,384	3,266,959	5,368,912	14,029	***Communication Equipment and Consumer Electronics***	***75***
-	-	-	202,393	***Irradiation Equipment, Electro Medical and Electrotherapeutic***	***76***
18,492	85,622	34,158	1,590	***Measuring Equipment, Testing, Navigating and Control***	***77***
-	7,209	363,647	-	***Optical Instruments, Photographic Equipment, Magnetic and Optical Media***	***78***
-	587	1,850	10	***Watches and Clocks***	***79***
11,881	958,899	65,534	7,541	***Motor Vehicles, Trailers and Semi Trailers***	***80***
-	-	-	-	***Motorcycles***	***81***
-	-	-	-	***Ships, Boats, Bicycles and Invalid Carriages***	***82***
-	-	-	-	***Other Transport Equipment***	***83***
356	4,538	3,636	215	***Other Manufacturing***	***84***
35,408	1,719,125	217,692	23,585	***Repair & Installation of Machinery and Equipment***	***85***
61,269	3,400,673	329,939	108,621	***Electricity and Gas***	***86***
5,846	149,224	15,892	3,446	***Water***	***87***
1,305	17,002	6,905	654	***Sewerage, Waste Management and Remediation Activities***	***88***
-	-	-	-	***Residential Buildings***	***89***
-	-	-	-	***Non-Residential Buildings***	***90***
-	-	-	-	***Civil Engineering***	***91***
-	787,146	-	-	***Specialised Construction Activities***	***92***
430,092	17,501,089	7,879,981	337,863	***Wholesale & Retail Trade, Repair of Motor Vehicles and Motorcycles***	***93***
-	-	-	-	***Accommodation***	***94***
8,611	68,573	30,569	3,207	***Food and Beverage***	***95***
40,227	1,472,920	759,821	32,606	***Land Transport***	***96***
13,226	492,568	224,958	10,631	***Water Transport***	***97***
19,519	215,676	109,659	11,502	***Air Transport***	***98***
5,083	177,316	83,212	3,980	***Warehousing and Support Activities for Transportation***	***99***
-	-	-	-	***Services Incidental to Water and Air Transportation***	***100***
-	-	-	-	***Highway Operation Services, Bridge and Tunnel***	***101***
1,827	39,246	11,279	596	***Postal and Courier Activities***	***102***
-	-	-	-	***Publishing Activities***	***103***
10,056	98,821	50,749	4,046	***Telecommunications***	***104***
-	-	-	-	***Motion Picture, Programming and Broadcasting Activities***	***105***
713	8,937	23,232	161	***Computer and Information Services***	***106***
43,493	1,827,930	837,129	36,711	***Monetary Intermediation***	***107***
6,028	137,854	64,740	3,197	***Other Financial Service***	***108***
13,348	106,253	73,711	13,617	***Insurance/ Takaful and Pension Funding***	***109***
865	5,172	1,087	314	***Activities Auxiliary to Financial Service and Insurance/ Takaful***	***110***
8,994	320,200	39,533	7,997	***Real Estate***	***111***
-	-	-	-	***Ownership of Dwellings***	***112***
1,168	38,060	294,747	32,925	***Rental and Leasing***	***113***
-	-	-	-	***Scientific Research and Development***	***114***
99,210	2,149,562	597,462	88,605	***Professional***	***115***
3,798	246,788	118,291	295	***Business Services***	***116***
-	-	-	-	***Public Administration***	***117***
-	-	-	-	***Education***	***118***
-	-	-	-	***Health***	***119***
-	-	-	-	***Public Order and Safety***	***120***
-	-	-	-	***Other Public Administration***	***121***
-	-	-	-	***Non-Profit Institutions Serving Households***	***122***
-	-	-	-	***Arts, Entertainment and Recreation***	***123***
-	-	-	-	***Other Private Services***	***124***
2,567,111	**97,235,204**	**46,205,300**	**2,113,423**	***TOTAL INTERMEDIATE INPUT***	
-	-	-	-	***Direct Purchases Abroad by Residents***	
-	-	-	-	***Domestic Purchases by Non-Residents***	
2,567,111	**97,235,204**	**46,205,300**	**2,113,423**	***TOTAL INPUT***	
1,152,154	**59,501,976**	**25,604,773**	**1,029,742**	***Imported Commodities***	
35,442	1,014,000	425,321	25,140	***Taxes on Products***	
1,970	31,893	5,373	804	***Subsidies on Products***	
1,069,156	38,706,210	19,499,937	1,590,143	***Gross Value Added***	
774,985	20,791,564	10,381,710	899,495	***Compensation of Employees***	
15,501	631,581	294,188	15,430	***Other Net Taxes on Production***	
278,670	17,283,066	8,824,039	675,218	***Operating Surplus, Gross***	
247,917	10,099,207	4,716,291	244,614	***Consumption of Fixed Capital***	
30,752	7,183,859	4,107,748	430,604	***Operating Surplus, Net***	
4,821,893	**196,425,498**	**91,729,958**	**4,757,644**	***TOTAL OUTPUT***	

Jadual 3: Jadual Penggunaan Domestik pada Harga Asas, Komoditi mengikut Aktiviti (RM'000), 2019

Table 3: Domestic Use Tables at Basic Prices, Commodity by Activity (RM'000), 2019

	Komoditi \ Aktiviti	Kelengkapan Mengukur, Menguji,Memandu Arah dan Kawalan *Measuring, Testing, Navigating and Control Equipment*	Instrumen Optikalal, Alatan Fotografi, Media Magnetik dan Optikal *Optical Instruments, Photographic Equipment, Magnetic and Optical Media*	Jam Tangan dan Jam *Watches and Clocks*	Kenderaan Bermotor, Treler dan Semi Treler *Motor Vehicles, Trailers and Semi Trailers*
		77	78	79	80
1	Padi	-	-	-	-
2	Tanaman Makanan	-	-	-	-
3	Sayur-sayuran	-	-	-	-
4	Buah-buahan	-	-	-	-
5	Getah	-	-	-	-
6	Kelapa Sawit	-	-	-	-
7	Tanaman Bunga	-	-	-	-
8	Pertanian Lain	-	-	-	-
9	Ternakan Ayam dan Itik	-	-	-	-
10	Ternakan Lain	-	-	-	-
11	Perhutanan dan Pembalakan	-	-	-	-
12	Perikanan dan Akuakultur	-	-	-	-
13	Minyak Mentah dan Gas Asli	-	-	-	-
14	Perlombongan Bijih Besi	-	-	-	-
15	Pengkuarian Batu, Pasir dan Tanah Liat	-	-	-	-
16	Perlombongan dan Pengkuarian Lain	-	-	-	-
17	Pemprosesan dan Pengawetan Daging	-	-	-	-
18	Pemprosesan dan Pengawetan Makanan Laut	-	-	-	-
19	Pemprosesan dan Pengawetan Buah-buahan & Sayur-sayuran	-	-	-	-
20	Produk Tenusu	-	-	-	-
21	Minyak & Lemak Sayuran dan Haiwan	-	-	-	-
22	Produk Bijian, Kanji dan Produk Berkanji	-	-	-	-
23	Produk Bakeri	-	-	-	-
24	Manisan	-	-	-	-
25	Prosesan Makanan Lain	-	-	-	-
26	Makanan Haiwan Tersedia	-	-	-	-
27	Spirit, Wain dan Minuman Keras	-	-	-	-
28	Minuman Ringan, Air Mineral dan Minuman Lain yang Dibotolkan	-	-	-	-
29	Produk Tembakau	-	-	-	-
30	Penyediaan, Pemintalan dan Penenunan Tekstil	5	9	-	9,029
31	Penyiapan Akhir Tekstil	-	-	-	-
32	Tekstil Lain	54	34	17	1,425
33	Pakaian	2,088	989	158	9,106
34	Produk Kulit	-	158	-	48,590
35	Kasut	-	-	-	89
36	Pengilangan dan Pengetaman Kayu	-	-	-	13,203
37	Kepingan Venier dan Panel berasaskan Kayu	933	118	712	11,692
38	Pertukangan Kayu dan Tanggam untuk Jurubina	-	-	-	771
39	Bekas Kayu dan Produk Kayu Lain	454	-	98	1,985
40	Kertas dan Produk Kertas	645	358	69	15,466
41	Perabot	869	242	183	31,482
42	Penerbitan Semula Media Rakaman	-	-	-	-
43	Percetakan	377	186	370	3,276
44	Kok dan Produk Petroleum Bertapis	70,921	32,765	6,823	233,121
45	Kimia Asas	4,780	3,380	179	91,016
46	Baja dan Sebatian Nitrogen	-	-	-	-
47	Cat dan Varnis	857	2,561	-	51,179
48	Produk Farmaseutikal, Kimia Perubatan dan Botani	-	-	-	1,823
49	Sabun & Bahan Pencuci, Pencuci dan Pengilat, Pewangi dan Dandanan Diri	-	-	-	400
50	Produk Kimia Lain	9,651	7,918	-	28,151
51	Tayar dan Tiub Getah	-	-	-	33,773
52	Prosesan Getah	-	-	-	2,425
53	Sarung Tangan Getah	4	-	27	263,983
54	Produk Getah Lain	39	-	239	2,382,908
55	Produk Plastik	8,613	39	4,850	136,420
56	Kaca dan Produk Kaca	29	5,450	2,334	368
57	Produk Refraktori, Tanah Liat, Porselin dan Seramik	-	-	-	1,261
58	Simen, Kapur dan Plaster	1,694	-	-	-
59	Produk Mineral bukan Logam	-	-	502	2,811
60	Besi dan Keluli Asas	104,035	1,221	1,547	585,448
61	Logam Asas Berharga dan Logam bukan Ferus Lain	58,729	1,870	3,884	218,720
62	Pengacuan Logam	3,230	-	51	15,568
63	Produk Struktur Logam, Tangki, Takungan dan Penjana Wap	47,953	3,096	410	1,155,405
64	Produk Logam Lain yang Direka	136,873	2,137	41,547	1,542,402
65	Enjin & Turbin, Alatan Kuasa Bendalir, Pam, Pemampat, Kepala Paip dan Injap Lain	-	-	-	19,729
66	Jentera Kegunaan Umum Lain	5,616	1,536	1,237	62,151
67	Senjata, Peluru dan Mesin bertujuan Khas	10,827	1,129	-	290,001
68	Perkakasan Domestik	-	-	-	-

Jadual 3: Jadual Penggunaan Domestik pada Harga Asas, Komoditi mengikut Aktiviti (RM'000), 2019

Table 3: Domestic Use Tables at Basic Prices, Commodity by Activity (RM'000), 2019

Motosikal *Motorcycles*	**Kapal, Bot, Basikal dan *Invalid Carriages*** *Ships, Boats, Bicycles and Invalid Carriages*	**Kelengkapan Pengangkutan Lain** *Other Transport Equipment*	**Pembuatan Lain** *Other Manufacturing*	***Activity*** / ***Commodity***	
81	**82**	**83**	**84**		
-	-	-	-	***Paddy***	***1***
-	-	-	-	***Food Crops***	***2***
-	-	-	-	***Vegetables***	***3***
-	-	-	-	***Fruits***	***4***
-	-	-	-	***Rubber***	***5***
-	-	-	-	***Oil Palm***	***6***
-	-	-	-	***Flower Plants***	***7***
-	-	-	-	***Other Agriculture***	***8***
-	-	-	-	***Poultry Farming***	***9***
-	-	-	-	***Other Livestock***	***10***
-	-	-	-	***Forestry and Logging***	***11***
-	-	-	-	***Fishing and Aquaculture***	***12***
-	-	-	-	***Crude Oil and Natural Gas***	***13***
-	-	-	31,826	***Mining of Metal Ores***	***14***
-	-	-	-	***Quarrying of Stone, Sand and Clay***	***15***
-	-	-	8,595	***Other Mining and Quarrying***	***16***
-	-	-	-	***Processing and Preserving of Meat***	***17***
-	-	-	-	***Processing and Preserving of Seafood***	***18***
-	-	-	-	***Processing and Preserving of Fruits & Vegetables***	***19***
-	-	-	-	***Dairy Products***	***20***
-	-	-	-	***Vegetable & Animal Oils and Fats***	***21***
-	-	-	-	***Grain Mill Products, Starches and Starch Products***	***22***
-	-	-	-	***Bakery Products***	***23***
-	-	-	-	***Confectionery***	***24***
-	-	-	-	***Other Food Processing***	***25***
-	-	-	-	***Prepared Animal Feeds***	***26***
-	-	-	-	***Spirits, Wines and Liquors***	***27***
-	-	-	-	***Soft Drinks, Mineral Waters and Other Bottled Waters***	***28***
-	-	-	-	***Tobacco Products***	***29***
71	16	-	1,179	***Preparation, Spinning and Weaving of Textiles***	***30***
-	-	-	-	***Finishing of Textiles***	***31***
36	1,935	2,444	8,115	***Other Textiles***	***32***
269	3,422	465	1,946	***Wearing Apparel***	***33***
924	-	-	912	***Leather Products***	***34***
-	143	-	260	***Footwear***	***35***
-	114,086	15,532	29,327	***Sawmilling and Planning of Wood***	***36***
1,501	8,089	2,144	9,005	***Veneer Sheets and Wood-based Panels***	***37***
-	-	269	17	***Builders' Carpentry and Joinery***	***38***
2,860	474	1,143	4,647	***Wooden Containers and Other Wood Products***	***39***
2,805	1,143	848	10,033	***Paper and Paper Products***	***40***
119	2,464	918	1,210	***Furniture***	***41***
-	-	-	-	***Reproduction of Recorded Media***	***42***
195	2,930	477	98,585	***Printing***	***43***
24,491	179,910	73,706	698,670	***Coke and Refined Petroleum Products***	***44***
2,743	84,730	49,878	301,206	***Basic Chemicals***	***45***
-	-	-	2,685	***Fertilizers and Nitrogen Compounds***	***46***
1,956	44,724	16,385	24,916	***Paints and Varnishes***	***47***
-	-	-	42,434	***Pharmaceuticals, Medicinal Chemical and Botanical Products***	***48***
-	22	-	3,146	***Soaps & Detergents, Cleaning & Polishing, Perfumes and Toilet Preparations***	***49***
975	2,198	10,228	116,516	***Other Chemicals Products***	***50***
2	32,647	103,821	623	***Rubber Tyres and Tubes***	***51***
-	4,866	-	22,351	***Rubber Processing***	***52***
757	133	16,110	1,048	***Rubber Gloves***	***53***
6,833	551	145,439	7,017	***Other Rubber Products***	***54***
507	2,939	5,641	19,428	***Plastic Products***	***55***
-	1,130	287	768	***Glass and Glass Products***	***56***
-	-	-	1,751	***Refractory, Clay, Porcelain and Ceramic Products***	***57***
-	-	-	2,663	***Cement, Lime and Plaster***	***58***
-	5,515	-	4,190	***Non-Metallic Mineral Products***	***59***
121,041	269,242	37,301	19,178	***Basic Iron and Steel***	***60***
9,807	16,285	20,559	703,251	***Basic Precious and Other Non-Ferrous Metals***	***61***
40	13	377	1,604	***Casting of Metals***	***62***
39,347	760,750	191,493	42,523	***Structural Metal Products, Tanks, Reservoirs and Steam Generators***	***63***
135,279	352,318	410,525	150,935	***Other Fabricated Metal Products***	***64***
22,548	195,141	30,811	1,806	***Engines & Turbines, Fluid Power Equipment, Other Pumps, Compressors, Taps and Valves***	***65***
834	4,521	5,773	7,181	***Other General Purpose Machinery***	***66***
205	69,068	5,275	5,264	***Weapons, Ammunition and Special Purpose Machinery***	***67***
-	-	-	-	***Domestic Appliances***	***68***

Jadual 3: Jadual Penggunaan Domestik pada Harga Asas, Komoditi mengikut Aktiviti (RM'000), 2019

Table 3: Domestic Use Tables at Basic Prices, Commodity by Activity (RM'000), 2019

	Komoditi \ Aktiviti	Kelengkapan Mengukur, Menguji,Memandu Arah dan Kawalan *Measuring, Testing, Navigating and Control Equipment*	Instrumen Optikalal, Alatan Fotografi, Media Magnetik dan Optikal *Optical Instruments, Photographic Equipment, Magnetic and Optical Media*	Jam Tangan dan Jam *Watches and Clocks*	Kenderaan Bermotor, Treler dan Semi Treler *Motor Vehicles, Trailers and Semi Trailers*
		77	78	79	80
69	Komputer, Peranti, Mesin dan Kelengkapan Pejabat	318	313	260	12,526
70	Motor Elektrik, Penjana dan Transformer	1,885	-	-	13,574
71	Perkakasan Pengagihan & Pengawalan Elektrik, Bateri dan Akumulator	168,529	-	-	21,655
72	Kabel Gentian Optikal, Elektronik dan Elektrik Lain	32,966	603	-	24,271
73	Alatan Pendawaian, Kelengkapan Pencahayaan Elektrik dan Elektrik Lain	335	-	1,142	10,197
74	Komponen dan Papan Elektronik	1,162,579	855,715	114,833	1,856,178
75	Peralatan Komunikasi dan Elektronik Pengguna	162,415	459	115	185,263
76	Peralatan Penyinaran, Perubatan Elektro dan Elektroterapeutik	-	-	-	16,318
77	Kelengkapan Mengukur, Menguji, Memandu Arah dan Kawalan	112,705	-	-	1,647
78	Instrumen Optikal, Alatan Fotografi, Media Magnetik dan Optikal	-	228,020	502	640
79	Jam Tangan dan Jam	-	-	79,187	-
80	Kenderaan Bermotor, Treler dan Semi Treler	12,653	3,629	3,823	11,100,784
81	Motosikal	-	-	-	-
82	Kapal, Bot, Basikal dan 'Invalid Carriages'	-	-	-	-
83	Kelengkapan Pengangkutan Lain	-	-	-	-
84	Pembuatan Lain	299	147	293	2,600
85	Pembaikan & Pemasangan Mesin dan Kelengkapan	58,485	13,691	22,390	321,639
86	Elektrik dan Gas	129,468	72,687	23,999	506,368
87	Air	3,705	2,752	435	23,290
88	Pembetungan, Pengurusan Sisa dan Aktiviti Pemulihan	1,916	243	493	10,183
89	Bangunan Kediaman	-	-	-	-
90	Bangunan Bukan Kediaman	-	-	-	-
91	Kejuruteraan Awam	-	-	-	-
92	Aktiviti Pembinaan Pertukangan Khas	-	-	-	-
93	Perdagangan Borong & Runcit, Pembaikan Kenderaan Bermotor dan Motosikal	547,128	302,738	71,911	5,044,667
94	Penginapan	-	-	-	-
95	Makanan dan Minuman	4,616	1,684	682	35,571
96	Pengangkutan Darat	69,237	25,146	5,970	411,417
97	Pengangkutan Air	19,433	16,501	2,051	139,723
98	Pengangkutan Udara	33,461	4,183	1,042	85,334
99	Penggudangan dan Aktiviti Sokongan untuk Pengangkutan	7,111	3,210	1,133	52,152
100	Perkhidmatan berkaitan Pengangkutan Air dan Udara	-	-	-	-
101	Perkhidmatan Operasi Lebuhraya, Jambatan dan Terowong	-	-	-	-
102	Perkhidmatan Pos dan Kurier	2,486	288	181	5,549
103	Aktiviti Penerbitan	-	-	-	-
104	Telekomunikasi	19,342	2,652	631	37,670
105	Aktiviti Wayang Gambar, Pemprograman dan Penyiaran	-	-	-	-
106	Perkhidmatan Komputer dan Maklumat	1,869	686	48	23,175
107	Perantaraan Kewangan	63,127	31,107	8,770	476,902
108	Perkhidmatan Kewangan Lain	5,990	2,238	712	58,201
109	Insurans/ Takaful dan Tabungan Pencen	16,088	2,389	3,140	52,192
110	Aktiviti Sokongan Perkhidmatan Kewangan dan Insurans/ Takaful	449	105	22	1,821
111	Hartanah	10,631	1,498	1,279	245,169
112	Pemilikan Kediaman	-	-	-	-
113	Sewaan dan Pajakan	60,695	14,378	-	66,622
114	Penyelidikan dan Pembangunan Saintifik	-	-	-	-
115	Profesional	310,452	30,814	35,479	883,040
116	Perkhidmatan Perniagaan	6,216	6,110	667	136,738
117	Pentadbiran Awam	-	-	-	-
118	Pendidikan	-	-	-	-
119	Kesihatan	-	-	-	-
120	Ketenteraman dan Keselamatan Awam	-	-	-	-
121	Pentadbiran Awam Lain	-	-	-	-
122	Institusi bukan Keuntungan yang Berkhidmat kepada Isi Rumah	-	-	-	-
123	Kesenian, Hiburan dan Rekreasi	-	-	-	-
124	Perkhidmatan Swasta Lain	-	-	-	-
	JUMLAH INPUT PERANTARAAN	**3,495,864**	**1,689,183**	**446,426**	**29,128,253**
	Pembelian Langsung oleh Residen di Luar Negeri	-	-	-	-
	Pembelian Dalam Negeri oleh Bukan Residen	-	-	-	-
	JUMLAH INPUT	**3,495,864**	**1,689,183**	**446,426**	**29,128,253**
	Komoditi Import	**1,912,302**	**981,131**	**304,393**	**10,303,725**
	Cukai ke atas Produk	41,375	14,981	6,117	1,725,570
	Subsidi ke atas Produk	2,745	1,268	264	9,023
	Nilai Ditambah Kasar	1,813,799	476,459	417,368	15,743,830
	Pampasan Pekerja	1,048,801	329,166	344,319	2,120,065
	Cukai Bersih Lain ke atas Pengeluaran	23,339	10,185	3,788	180,176
	Lebihan Kendalian, Kasar	741,659	137,108	69,261	13,443,588
	Penggunaan Modal Tetap	373,303	162,496	27,473	1,331,304
	Lebihan Kendalian, Bersih	368,356	(25,388)	41,788	12,112,285
	JUMLAH OUTPUT	**7,260,595**	**3,160,486**	**1,174,039**	**56,892,354**

Jadual 3: Jadual Penggunaan Domestik pada Harga Asas, Komoditi mengikut Aktiviti (RM'000), 2019

Table 3: Domestic Use Tables at Basic Prices, Commodity by Activity (RM'000), 2019

Motosikal *Motorcycles*	**Kapal, Bot, Basikal dan *Invalid Carriages*** *Ships, Boats, Bicycles and Invalid Carriages*	**Kelengkapan Pengangkutan Lain** *Other Transport Equipment*	**Pembuatan Lain** *Other Manufacturing*	***Activity*** / ***Commodity***	
81	**82**	**83**	**84**		
475	4,646	1,833	1,921	***Computers, Peripheral, Office Equipment and Machinery***	***69***
294	305	-	439	***Electric Motors, Generators and Transformers***	***70***
2,217	90,723	-	4,634	***Electricity Distribution & Control Apparatus, Batteries and Accumulators***	***71***
257	121	-	965	***Fibre Optic Cables, Electronic and Other Electric***	***72***
-	17,379	-	228	***Wiring Devices, Electric Lighting Equipment and Other Electrical***	***73***
3,960	125,165	792,972	227,023	***Electronic Components and Boards***	***74***
5,577	93,827	5,264	21,615	***Communication Equipment and Consumer Electronics***	***75***
-	-	-	3,353	***Irradiation Equipment, Electro Medical and Electrotherapeutic***	***76***
-	12,553	137	30,864	***Measuring Equipment, Testing, Navigating and Control***	***77***
-	-	-	7,198	***Optical Instruments, Photographic Equipment, Magnetic and Optical Media***	***78***
-	-	-	46	***Watches and Clocks***	***79***
518,205	4,550,259	769,505	50,601	***Motor Vehicles, Trailers and Semi Trailers***	***80***
-	-	-	-	***Motorcycles***	***81***
-	-	-	-	***Ships, Boats, Bicycles and Invalid Carriages***	***82***
-	-	-	-	***Other Transport Equipment***	***83***
155	2,326	379	47,453	***Other Manufacturing***	***84***
13,907	77,048	67,392	67,086	***Repair & Installation of Machinery and Equipment***	***85***
31,842	152,005	62,742	180,280	***Electricity and Gas***	***86***
1,972	11,458	2,697	8,905	***Water***	***87***
337	4,178	1,437	39,063	***Sewerage, Waste Management and Remediation Activities***	***88***
-	-	-	-	***Residential Buildings***	***89***
-	-	-	-	***Non-Residential Buildings***	***90***
-	-	-	-	***Civil Engineering***	***91***
-	-	-	-	***Specialised Construction Activities***	***92***
229,757	1,746,957	669,125	994,836	***Wholesale & Retail Trade, Repair of Motor Vehicles and Motorcycles***	***93***
-	-	-	-	***Accommodation***	***94***
4,351	6,967	6,503	14,019	***Food and Beverage***	***95***
19,125	138,413	61,636	89,126	***Land Transport***	***96***
6,443	47,318	20,255	29,782	***Water Transport***	***97***
7,437	35,174	20,157	29,055	***Air Transport***	***98***
2,454	19,744	7,542	46,956	***Warehousing and Support Activities for Transportation***	***99***
-	-	-	-	***Services Incidental to Water and Air Transportation***	***100***
-	-	-	-	***Highway Operation Services, Bridge and Tunnel***	***101***
555	4,560	462	3,071	***Postal and Courier Activities***	***102***
-	-	-	-	***Publishing Activities***	***103***
2,742	15,036	3,265	17,427	***Telecommunications***	***104***
-	-	-	-	***Motion Picture, Programming and Broadcasting Activities***	***105***
365	1,501	2,375	1,702	***Computer and Information Services***	***106***
24,566	203,768	66,856	97,895	***Monetary Intermediation***	***107***
2,717	22,142	6,305	11,069	***Other Financial Service***	***108***
4,258	29,602	17,243	23,316	***Insurance/ Takaful and Pension Funding***	***109***
112	1,484	197	819	***Activities Auxiliary to Financial Service and Insurance/ Takaful***	***110***
10,906	98,576	21,494	27,131	***Real Estate***	***111***
-	-	-	-	***Ownership of Dwellings***	***112***
8,352	100	994	9,548	***Rental and Leasing***	***113***
-	-	-	-	***Scientific Research and Development***	***114***
34,921	1,834,331	101,378	213,836	***Professional***	***115***
5,236	277,358	6,491	11,398	***Business Services***	***116***
-	-	-	-	***Public Administration***	***117***
-	-	-	-	***Education***	***118***
-	-	-	-	***Health***	***119***
-	-	-	-	***Public Order and Safety***	***120***
-	-	-	-	***Other Public Administration***	***121***
-	-	-	-	***Non-Profit Institutions Serving Households***	***122***
-	-	-	-	***Arts, Entertainment and Recreation***	***123***
-	-	-	-	***Other Private Services***	***124***
1,319,640	**11,786,432**	**3,864,482**	**4,699,472**	***TOTAL INTERMEDIATE INPUT***	
-	-	-	-	***Direct Purchases Abroad by Residents***	
-	-	-	-	***Domestic Purchases by Non-Residents***	
1,319,640	**11,786,432**	**3,864,482**	**4,699,472**	***TOTAL INPUT***	
722,283	**5,076,078**	**1,763,605**	**3,689,662**	***Imported Commodities***	
78,689	726,146	143,324	84,838	***Taxes on Products***	
948	6,963	2,853	27,312	***Subsidies on Products***	
1,023,845	3,541,513	1,625,457	2,801,966	***Gross Value Added***	
344,766	384,631	347,328	1,031,033	***Compensation of Employees***	
9,964	66,528	23,520	36,081	***Other Net Taxes on Production***	
669,115	3,090,353	1,254,609	1,734,853	***Operating Surplus, Gross***	
73,559	494,291	173,023	263,222	***Consumption of Fixed Capital***	
595,555	2,596,062	1,081,586	1,471,630	***Operating Surplus, Net***	
3,143,508	**21,123,205**	**7,394,015**	**11,248,626**	***TOTAL OUTPUT***	

Jadual 3: Jadual Penggunaan Domestik pada Harga Asas, Komoditi mengikut Aktiviti (RM'000), 2019

Table 3: Domestic Use Tables at Basic Prices, Commodity by Activity (RM'000), 2019

	Komoditi \ Aktiviti	Pembaikan & Pemasangan Mesin dan Kelengkapan *Repair & Installation of Machinery and Equipment*	Elektrik dan Gas *Electricity and Gas*	Wap, Pendingin Udara, Penakungan, Perawatan dan Bekalan Air *Steam, Air Conditioning, Water Collection, Treatment and Supply*	Pembetungan, Pengurusan Sisa dan Aktiviti Pemulihan *Sewerage, Waste Management and Remediation Activities*
		85	86	87	88
1	Padi	-	-	-	-
2	Tanaman Makanan	-	-	-	-
3	Sayur-sayuran	-	-	-	-
4	Buah-buahan	-	-	-	-
5	Getah	-	-	-	-
6	Kelapa Sawit	-	-	-	-
7	Tanaman Bunga	-	-	-	-
8	Pertanian Lain	-	-	-	-
9	Ternakan Ayam dan Itik	-	-	-	-
10	Ternakan Lain	-	-	-	-
11	Perhutanan dan Pembalakan	-	-	-	-
12	Perikanan dan Akuakultur	-	-	-	-
13	Minyak Mentah dan Gas Asli	-	-	-	-
14	Perlombongan Bijih Besi	-	-	-	-
15	Pengkuarian Batu, Pasir dan Tanah Liat	-	-	-	-
16	Perlombongan dan Pengkuarian Lain	-	514,724	-	-
17	Pemprosesan dan Pengawetan Daging	-	-	-	-
18	Pemprosesan dan Pengawetan Makanan Laut	-	-	-	-
19	Pemprosesan dan Pengawetan Buah-buahan & Sayur-sayuran	-	-	-	-
20	Produk Tenusu	-	-	-	-
21	Minyak & Lemak Sayuran dan Haiwan	-	-	-	-
22	Produk Bijian, Kanji dan Produk Berkanji	-	-	-	-
23	Produk Bakeri	-	-	-	-
24	Manisan	5	-	-	-
25	Prosesan Makanan Lain	-	-	-	-
26	Makanan Haiwan Tersedia	-	-	-	-
27	Spirit, Wain dan Minuman Keras	-	-	-	-
28	Minuman Ringan, Air Mineral dan Minuman Lain yang Dibotolkan	-	-	-	-
29	Produk Tembakau	-	-	-	-
30	Penyediaan, Pemintalan dan Penenunan Tekstil	203	-	-	-
31	Penyiapan Akhir Tekstil	-	-	-	-
32	Tekstil Lain	17,616	-	-	-
33	Pakaian	4,430	1,529	2,908	659
34	Produk Kulit	124	-	-	-
35	Kasut	-	-	-	-
36	Pengilangan dan Pengetaman Kayu	5,617	1	-	-
37	Kepingan Venier dan Panel berasaskan Kayu	32,378	-	-	-
38	Pertukangan Kayu dan Tanggam untuk Jurubina	752	-	-	-
39	Bekas Kayu dan Produk Kayu Lain	5,857	-	-	-
40	Kertas dan Produk Kertas	7,166	597	-	-
41	Perabot	2,772	-	-	-
42	Penerbitan Semula Media Rakaman	1,446	-	-	-
43	Percetakan	128	105	23	21
44	Kok dan Produk Petroleum Bertapis	200,999	8,696,325	65,043	269,864
45	Kimia Asas	81,009	7,486	-	-
46	Baja dan Sebatian Nitrogen	331	-	-	-
47	Cat dan Varnis	18,650	-	-	-
48	Produk Farmaseutikal, Kimia Perubatan dan Botani	-	-	-	-
49	Sabun & Bahan Pencuci, Pencuci dan Pengilat, Pewangi dan Dandanan Diri	41	-	-	-
50	Produk Kimia Lain	8,972	-	-	-
51	Tayar dan Tiub Getah	438	-	-	-
52	Prosesan Getah	6,231	-	-	-
53	Sarung Tangan Getah	152	-	-	-
54	Produk Getah Lain	537	-	-	-
55	Produk Plastik	38,204	9,066	-	-
56	Kaca dan Produk Kaca	252	-	-	-
57	Produk Refraktori, Tanah Liat, Porselin dan Seramik	212	-	-	-
58	Simen, Kapur dan Plaster	267	-	-	-
59	Produk Mineral bukan Logam	2,354	-	-	-
60	Besi dan Keluli Asas	227,185	-	-	-
61	Logam Asas Berharga dan Logam bukan Ferus Lain	25,543	-	-	-
62	Pengacuan Logam	20,335	-	-	-
63	Produk Struktur Logam, Tangki, Takungan dan Penjana Wap	484,834	-	-	-
64	Produk Logam Lain yang Direka	792,912	444	-	-
65	Enjin & Turbin, Alatan Kuasa Bendalir, Pam, Pemampat, Kepala Paip dan Injap Lain	2,546	-	42,576	15,794
66	Jentera Kegunaan Umum Lain	29,467	-	-	-
67	Senjata, Peluru dan Mesin bertujuan Khas	15,661	12,171	-	-
68	Perkakasan Domestik	-	-	-	-

Jadual 3: Jadual Penggunaan Domestik pada Harga Asas, Komoditi mengikut Aktiviti (RM'000), 2019

Table 3: Domestic Use Tables at Basic Prices, Commodity by Activity (RM'000), 2019

Bangunan Kediaman *Residential Buildings*	Bangunan Bukan Kediaman *Non-Residential Buildings*	Kejuruteraan Awam *Civil Engineering*	Aktiviti Pembinaan Pertukangan Khas *Specialized Construction Activities*	*Activity* / *Commodity*	
89	90	91	92		
-	-	-	-	*Paddy*	1
-	-	-	-	*Food Crops*	2
-	-	-	-	*Vegetables*	3
-	-	-	-	*Fruits*	4
-	-	-	-	*Rubber*	5
-	-	-	-	*Oil Palm*	6
-	-	-	-	*Flower Plants*	7
-	-	-	-	*Other Agriculture*	8
-	-	-	-	*Poultry Farming*	9
-	-	-	-	*Other Livestock*	10
-	-	-	-	*Forestry and Logging*	11
-	-	-	-	*Fishing and Aquaculture*	12
-	-	1,707,115	-	*Crude Oil and Natural Gas*	13
-	-	-	-	*Mining of Metal Ores*	14
1,650,449	1,505,568	2,476,722	522,240	*Quarrying of Stone, Sand and Clay*	15
-	-	-	-	*Other Mining and Quarrying*	16
-	-	-	-	*Processing and Preserving of Meat*	17
-	-	-	-	*Processing and Preserving of Seafood*	18
-	-	-	-	*Processing and Preserving of Fruits & Vegetables*	19
-	-	-	-	*Dairy Products*	20
-	-	-	-	*Vegetable & Animal Oils and Fats*	21
-	-	-	-	*Grain Mill Products, Starches and Starch Products*	22
-	-	-	-	*Bakery Products*	23
-	-	-	-	*Confectionery*	24
-	-	-	-	*Other Food Processing*	25
-	-	-	-	*Prepared Animal Feeds*	26
-	-	-	-	*Spirits, Wines and Liquors*	27
-	-	-	-	*Soft Drinks, Mineral Waters and Other Bottled Waters*	28
-	-	-	-	*Tobacco Products*	29
-	-	-	-	*Preparation, Spinning and Weaving of Textiles*	30
-	-	-	-	*Finishing of Textiles*	31
-	-	-	-	*Other Textiles*	32
9,935	8,206	16,659	12,015	*Wearing Apparel*	33
-	-	-	-	*Leather Products*	34
-	-	-	-	*Footwear*	35
-	-	-	-	*Sawmilling and Planning of Wood*	36
2,357,502	1,787,410	751,545	738,562	*Veneer Sheets and Wood-based Panels*	37
538,066	414,193	250,780	85,805	*Builders' Carpentry and Joinery*	38
-	-	-	-	*Wooden Containers and Other Wood Products*	39
-	-	-	-	*Paper and Paper Products*	40
-	-	-	-	*Furniture*	41
-	-	-	-	*Reproduction of Recorded Media*	42
205	175	398	254	*Printing*	43
2,341,868	2,306,257	8,039,717	1,939,321	*Coke and Refined Petroleum Products*	44
268,202	248,612	705,591	1,360,083	*Basic Chemicals*	45
-	-	-	-	*Fertilizers and Nitrogen Compounds*	46
273,145	267,707	197,279	483,587	*Paints and Varnishes*	47
-	-	-	-	*Pharmaceuticals, Medicinal Chemical and Botanical Products*	48
-	-	-	-	*Soaps & Detergents, Cleaning & Polishing, Perfumes and Toilet Preparations*	49
-	-	-	-	*Other Chemicals Products*	50
-	-	-	-	*Rubber Tyres and Tubes*	51
-	-	-	-	*Rubber Processing*	52
-	-	-	-	*Rubber Gloves*	53
-	-	-	-	*Other Rubber Products*	54
626,038	86,991	299,702	315,917	*Plastic Products*	55
20,011	23,283	7,350	40,936	*Glass and Glass Products*	56
476,553	461,566	568,793	772,900	*Refractory, Clay, Porcelain and Ceramic Products*	57
2,420,508	2,576,046	1,540,836	661,941	*Cement, Lime and Plaster*	58
3,826,865	3,721,001	5,184,138	1,557,472	*Non-Metallic Mineral Products*	59
1,183,719	1,408,610	2,179,524	655,200	*Basic Iron and Steel*	60
70,994	97,432	134,319	260,267	*Basic Precious and Other Non-Ferrous Metals*	61
76,774	86,199	1,123,506	173,576	*Casting of Metals*	62
897,287	1,026,278	3,030,950	632,462	*Structural Metal Products, Tanks, Reservoirs and Steam Generators*	63
1,096,069	1,274,168	2,050,684	688,874	*Other Fabricated Metal Products*	64
-	-	-	-	*Engines & Turbines, Fluid Power Equipment, Other Pumps, Compressors, Taps and Valves*	65
1,193	6,622	33,329	75,066	*Other General Purpose Machinery*	66
-	-	-	-	*Weapons, Ammunition and Special Purpose Machinery*	67
26	53	476	696	*Domestic Appliances*	68

Jadual 3: Jadual Penggunaan Domestik pada Harga Asas, Komoditi mengikut Aktiviti (RM'000), 2019

Table 3: Domestic Use Tables at Basic Prices, Commodity by Activity (RM'000), 2019

	Komoditi \ Aktiviti	Pembaikan & Pemasangan Mesin dan Kelengkapan *Repair & Installation of Machinery and Equipment*	Elektrik dan Gas *Electricity and Gas*	Wap, Pendingin Udara, Penakungan, Perawatan dan Bekalan Air *Steam, Air Conditioning, Water Collection, Treatment and Supply*	Pembetungan, Pengurusan Sisa dan Aktiviti Pemulihan *Sewerage, Waste Management and Remediation Activities*
		85	86	87	88
69	Komputer, Peranti, Mesin dan Kelengkapan Pejabat	1,834	-	-	-
70	Motor Elektrik, Penjana dan Transformer	49,084	36,391	-	-
71	Perkakasan Pengagihan & Pengawalan Elektrik, Bateri dan Akumulator	27,751	-	-	-
72	Kabel Gentian Optikal, Elektronik dan Elektrik Lain	94,736	-	-	-
73	Alatan Pendawaian, Kelengkapan Pencahayaan Elektrik dan Elektrik Lain	1,493	-	-	-
74	Komponen dan Papan Elektronik	519,738	-	-	-
75	Peralatan Komunikasi dan Elektronik Pengguna	79,582	245,799	-	-
76	Peralatan Penyinaran, Perubatan Elektro dan Elektroterapeutik	-	-	-	-
77	Kelengkapan Mengukur, Menguji, Memandu Arah dan Kawalan	5,792	-	-	-
78	Instrumen Optikal, Alatan Fotografi, Media Magnetik dan Optikal	952	-	-	-
79	Jam Tangan dan Jam	-	-	-	-
80	Kenderaan Bermotor, Treler dan Semi Treler	118,518	43,391	1,916	2,952
81	Motosikal	-	-	-	-
82	Kapal, Bot, Basikal dan 'Invalid Carriages'	-	-	-	-
83	Kelengkapan Pengangkutan Lain	-	-	-	-
84	Pembuatan Lain	1,343	962	655	1,200
85	Pembaikan & Pemasangan Mesin dan Kelengkapan	1,091,689	-	-	-
86	Elektrik dan Gas	228,646	1,271,374	705,199	170,087
87	Air	19,880	157,594	584,430	8,007
88	Pembetungan, Pengurusan Sisa dan Aktiviti Pemulihan	4,073	7,072	794,153	2,319,161
89	Bangunan Kediaman	-	-	-	-
90	Bangunan Bukan Kediaman	-	-	-	-
91	Kejuruteraan Awam	-	-	-	-
92	Aktiviti Pembinaan Pertukangan Khas	-	6,011,807	112,887	51,808
93	Perdagangan Borong & Runcit, Pembaikan Kenderaan Bermotor dan Motosikal	984,172	2,540,601	505,483	646,798
94	Penginapan	-	-	-	-
95	Makanan dan Minuman	31,330	9,350	5,182	3,637
96	Pengangkutan Darat	91,567	211,864	40,231	51,698
97	Pengangkutan Air	30,112	73,821	14,071	18,073
98	Pengangkutan Udara	29,043	32,672	7,209	7,830
99	Penggudangan dan Aktiviti Sokongan untuk Pengangkutan	10,402	25,725	4,910	6,296
100	Perkhidmatan berkaitan Pengangkutan Air dan Udara	-	-	-	-
101	Perkhidmatan Operasi Lebuhraya, Jambatan dan Terowong	-	-	-	-
102	Perkhidmatan Pos dan Kurier	6,955	4,402	595	1,447
103	Aktiviti Penerbitan	-	234,061	-	-
104	Telekomunikasi	38,277	45,744	18,793	9,289
105	Aktiviti Wayang Gambar, Pemprograman dan Penyiaran	-	-	-	-
106	Perkhidmatan Komputer dan Maklumat	1,856	38,987	4,661	194
107	Perantaraan Kewangan	96,533	493,161	59,021	70,971
108	Perkhidmatan Kewangan Lain	14,114	37,958	8,662	86,494
109	Insurans/ Takaful dan Tabungan Pencen	47,826	65,502	12,167	6,934
110	Aktiviti Sokongan Perkhidmatan Kewangan dan Insurans/ Takaful	2,024	892	271	262
111	Hartanah	37,379	20,635	349	520
112	Pemilikan Kediaman	-	-	-	-
113	Sewaan dan Pajakan	15,911	2	18,301	11,755
114	Penyelidikan dan Pembangunan Saintifik	-	-	-	-
115	Profesional	384,654	701,375	171,661	264,406
116	Perkhidmatan Perniagaan	35,060	7,922	80,689	41,984
117	Pentadbiran Awam	-	-	-	-
118	Pendidikan	-	-	-	-
119	Kesihatan	-	-	-	-
120	Ketenteraman dan Keselamatan Awam	-	-	-	-
121	Pentadbiran Awam Lain	-	-	-	-
122	Institusi bukan Keuntungan yang Berkhidmat kepada Isi Rumah	-	-	-	-
123	Kesenian, Hiburan dan Rekreasi	-	-	-	-
124	Perkhidmatan Swasta Lain	-	2,090	232,866	109,236
	JUMLAH INPUT PERANTARAAN	**6,137,953**	**21,563,602**	**3,494,912**	**4,177,379**
	Pembelian Langsung oleh Residen di Luar Negeri	-	-	-	-
	Pembelian Dalam Negeri oleh Bukan Residen	-	-	-	-
	JUMLAH INPUT	**6,137,953**	**21,563,602**	**3,494,912**	**4,177,379**
	Komoditi Import	**2,102,880**	**11,844,717**	**486,011**	**291,009**
	Cukai ke atas Produk	96,133	116,563	34,618	52,187
	Subsidi ke atas Produk	7,813	336,588	2,517	10,445
	Nilai Ditambah Kasar	2,259,414	32,849,281	5,598,405	2,666,551
	Pampasan Pekerja	937,520	4,342,487	924,986	1,215,438
	Cukai Bersih Lain ke atas Pengeluaran	34,026	209,160	31,027	22,939
	Lebihan Kendalian, Kasar	1,287,868	28,297,633	4,642,393	1,428,173
	Penggunaan Modal Tetap	247,777	15,552,808	2,263,631	1,690,213
	Lebihan Kendalian, Bersih	1,040,092	12,744,825	2,378,761	(262,039)
	JUMLAH OUTPUT	**10,588,567**	**66,037,574**	**9,611,429**	**7,176,681**

Jadual 3: Jadual Penggunaan Domestik pada Harga Asas, Komoditi mengikut Aktiviti (RM'000), 2019

Table 3: Domestic Use Tables at Basic Prices, Commodity by Activity (RM'000), 2019

Bangunan Kediaman *Residential Buildings*	Bangunan Bukan Kediaman *Non-Residential Buildings*	Kejuruteraan Awam *Civil Engineering*	Aktiviti Pembinaan Pertukangan Khas *Specialized Construction Activities*	Activity / Commodity	
89	90	91	92		
-	-	-	-	Computers, Peripheral, Office Equipment and Machinery	69
-	-	-	-	Electric Motors, Generators and Transformers	70
-	-	-	-	Electricity Distribution & Control Apparatus, Batteries and Accumulators	71
261,009	228,273	1,917,357	1,428,568	Fibre Optic Cables, Electronic and Other Electric	72
45,727	42,237	248,965	460,409	Wiring Devices, Electric Lighting Equipment and Other Electrical	73
-	-	-	-	Electronic Components and Boards	74
128,041	130,717	500,497	620,011	Communication Equipment and Consumer Electronics	75
-	-	-	-	Irradiation Equipment, Electro Medical and Electrotherapeutic	76
-	-	-	-	Measuring Equipment, Testing, Navigating and Control	77
-	-	-	-	Optical Instruments, Photographic Equipment, Magnetic and Optical Media	78
-	-	-	-	Watches and Clocks	79
24,412	39,449	156,736	299,791	Motor Vehicles, Trailers and Semi Trailers	80
-	-	-	-	Motorcycles	81
-	-	-	-	Ships, Boats, Bicycles and Invalid Carriages	82
-	-	-	-	Other Transport Equipment	83
3,205	2,147	4,580	3,224	Other Manufacturing	84
125,584	153,833	357,243	538,433	Repair & Installation of Machinery and Equipment	85
120,646	115,914	302,579	199,451	Electricity and Gas	86
22,858	19,877	52,860	31,286	Water	87
7,260	5,231	12,079	7,788	Sewerage, Waste Management and Remediation Activities	88
-	-	-	-	Residential Buildings	89
-	-	-	-	Non-Residential Buildings	90
-	-	2,029,373	-	Civil Engineering	91
1,642,800	1,519,719	2,696,563	1,896,408	Specialised Construction Activities	92
4,079,146	3,894,148	7,450,291	3,391,102	Wholesale & Retail Trade, Repair of Motor Vehicles and Motorcycles	93
-	-	-	-	Accommodation	94
20,705	16,738	40,680	27,315	Food and Beverage	95
410,551	393,497	1,182,551	1,036,707	Land Transport	96
127,358	122,231	308,937	249,676	Water Transport	97
110,841	141,403	780,647	844,669	Air Transport	98
44,228	42,412	106,127	71,766	Warehousing and Support Activities for Transportation	99
-	-	-	-	Services Incidental to Water and Air Transportation	100
-	-	-	-	Highway Operation Services, Bridge and Tunnel	101
4,924	3,974	9,337	6,480	Postal and Courier Activities	102
-	-	-	-	Publishing Activities	103
314,449	252,002	523,616	393,934	Telecommunications	104
-	-	-	-	Motion Picture, Programming and Broadcasting Activities	105
38,484	47,666	97,283	46,174	Computer and Information Services	106
933,076	894,961	1,773,661	872,050	Monetary Intermediation	107
147,040	138,026	307,640	180,135	Other Financial Service	108
299,330	298,138	493,057	509,307	Insurance/ Takaful and Pension Funding	109
2,147	2,656	4,898	2,606	Activities Auxiliary to Financial Service and Insurance/ Takaful	110
86,729	73,263	181,840	165,999	Real Estate	111
-	-	-	-	Ownership of Dwellings	112
904	103	2,911	838	Rental and Leasing	113
-	-	-	-	Scientific Research and Development	114
1,032,756	858,591	1,464,759	811,701	Professional	115
157,728	184,859	248,272	115,811	Business Services	116
-	-	-	-	Public Administration	117
-	-	-	-	Education	118
-	-	-	-	Health	119
-	-	-	-	Public Order and Safety	120
-	-	-	-	Other Public Administration	121
-	-	-	-	Non-Profit Institutions Serving Households	122
-	-	-	-	Arts, Entertainment and Recreation	123
55,270	52,033	137,691	77,738	Other Private Services	124
28,382,618	**26,980,477**	**53,692,442**	**25,266,552**	TOTAL INTERMEDIATE INPUT	
-	-	-	-	Direct Purchases Abroad by Residents	
-	-	-	-	Domestic Purchases by Non-Residents	
28,382,618	**26,980,477**	**53,692,442**	**25,266,552**	TOTAL INPUT	
5,790,811	**5,800,578**	**11,401,184**	**6,547,089**	Imported Commodities	
277,126	264,546	531,439	374,087	Taxes on Products	
90,641	89,263	311,174	75,061	Subsidies on Products	
15,710,034	14,694,888	26,548,985	12,361,854	Gross Value Added	
12,078,053	11,311,723	18,320,368	9,419,645	Compensation of Employees	
158,885	151,198	292,989	141,110	Other Net Taxes on Production	
3,473,096	3,231,966	7,935,627	2,801,099	Operating Surplus, Gross	
1,013,750	964,779	1,859,917	900,461	Consumption of Fixed Capital	
2,459,346	2,267,188	6,075,710	1,900,638	Operating Surplus, Net	
50,069,948	**47,651,227**	**91,862,876**	**44,474,521**	TOTAL OUTPUT	

Jadual 3: Jadual Penggunaan Domestik pada Harga Asas, Komoditi mengikut Aktiviti (RM'000), 2019

Table 3: Domestic Use Tables at Basic Prices, Commodity by Activity (RM'000), 2019

	Komoditi \ Aktiviti	Perdagangan Borong & Runcit, Pembaikan Kenderaan Bermotor dan Motosikal *Wholesale & Retail Trade, Repair of Motor Vehicles and Motorcycles*	Penginapan *Accommodation*	Makanan dan Minuman *Food and Beverage*	Pengangkutan Darat *Land Transport*
		93	94	95	96
1	Padi	-	-	-	-
2	Tanaman Makanan	59,086	-	380,770	-
3	Sayur-sayuran	169,306	-	631,726	-
4	Buah-buahan	169,029	-	296,950	-
5	Getah	30,907	-	-	-
6	Kelapa Sawit	709,838	-	-	-
7	Tanaman Bunga	347,029	-	-	-
8	Pertanian Lain	546	-	36,525	-
9	Ternakan Ayam dan Itik	432,004	-	1,162,427	-
10	Ternakan Lain	516,539	-	593,810	-
11	Perhutanan dan Pembalakan	744,008	-	-	-
12	Perikanan dan Akuakultur	241,285	-	2,473,035	-
13	Minyak Mentah dan Gas Asli	-	-	-	-
14	Perlombongan Bijih Besi	-	-	-	-
15	Pengkuarian Batu, Pasir dan Tanah Liat	10,261	-	-	-
16	Perlombongan dan Pengkuarian Lain	-	-	-	-
17	Pemprosesan dan Pengawetan Daging	665,670	-	79,004	-
18	Pemprosesan dan Pengawetan Makanan Laut	268,703	-	264,763	-
19	Pemprosesan dan Pengawetan Buah-buahan & Sayur-sayuran	84,052	-	9,857	-
20	Produk Tenusu	262,064	-	41,921	-
21	Minyak & Lemak Sayuran dan Haiwan	424,642	-	18,605,661	-
22	Produk Bijian, Kanji dan Produk Berkanji	88,864	-	27,099	-
23	Produk Bakeri	138,588	-	33,697	-
24	Manisan	50,780	-	127,545	-
25	Prosesan Makanan Lain	284,270	-	94,478	-
26	Makanan Haiwan Tersedia	1,647,973	-	-	-
27	Spirit, Wain dan Minuman Keras	533,287	-	1,070,748	-
28	Minuman Ringan, Air Mineral dan Minuman Lain yang Dibotolkan	585,115	-	713,131	-
29	Produk Tembakau	604,772	-	-	-
30	Penyediaan, Pemintalan dan Penenunan Tekstil	104,259	-	-	-
31	Penyiapan Akhir Tekstil	133,640	-	-	-
32	Tekstil Lain	140,112	-	-	-
33	Pakaian	1,136,630	14,487	30,898	16,627
34	Produk Kulit	-	-	-	-
35	Kasut	310,787	-	-	-
36	Pengilangan dan Pengetaman Kayu	4,347	-	-	-
37	Kepingan Venier dan Panel berasaskan Kayu	-	-	-	-
38	Pertukangan Kayu dan Tanggam untuk Jurubina	1,254	-	-	-
39	Bekas Kayu dan Produk Kayu Lain	-	-	-	-
40	Kertas dan Produk Kertas	827,768	-	-	-
41	Perabot	84,801	-	-	-
42	Penerbitan Semula Media Rakaman	-	-	-	-
43	Percetakan	1,928,857	498,289	419,948	212,656
44	Kok dan Produk Petroleum Bertapis	9,902,502	371,227	3,153,768	9,889,393
45	Kimia Asas	-	1,179	41,619	-
46	Baja dan Sebatian Nitrogen	242,674	-	-	-
47	Cat dan Varnis	187,214	-	-	-
48	Produk Farmaseutikal, Kimia Perubatan dan Botani	151,824	-	-	-
49	Sabun & Bahan Pencuci, Pencuci dan Pengilat, Pewangi dan Dandanan Diri	123,561	22,606	194,469	-
50	Produk Kimia Lain	-	-	-	-
51	Tayar dan Tiub Getah	98,265	-	-	1,312,548
52	Prosesan Getah	-	-	-	-
53	Sarung Tangan Getah	-	-	-	-
54	Produk Getah Lain	5,673	-	-	-
55	Produk Plastik	7,595,923	-	406,722	-
56	Kaca dan Produk Kaca	65,504	-	-	-
57	Produk Refraktori, Tanah Liat, Porselin dan Seramik	-	-	-	-
58	Simen, Kapur dan Plaster	-	-	-	-
59	Produk Mineral bukan Logam	-	-	-	-
60	Besi dan Keluli Asas	-	-	-	-
61	Logam Asas Berharga dan Logam bukan Ferus Lain	-	-	-	-
62	Pengacuan Logam	1,360	-	-	-
63	Produk Struktur Logam, Tangki, Takungan dan Penjana Wap	-	-	-	-
64	Produk Logam Lain yang Direka	1,793,279	-	-	-
65	Enjin & Turbin, Alatan Kuasa Bendalir, Pam, Pemampat, Kepala Paip dan Injap Lain	6,798	-	-	-
66	Jentera Kegunaan Umum Lain	282,484	76,355	-	27,972
67	Senjata, Peluru dan Mesin bertujuan Khas	303,883	-	131,640	-
68	Perkakasan Domestik	7,590	-	43,652	-

Jadual 3: Jadual Penggunaan Domestik pada Harga Asas, Komoditi mengikut Aktiviti (RM'000), 2019

Table 3: Domestic Use Tables at Basic Prices, Commodity by Activity (RM'000), 2019

Pengangkutan Air *Water Transport*	Pengangkutan Udara *Air Transport*	Penggudangan dan Aktiviti Sokongan untuk Pengangkutan *Warehousing and Support Activities for Transportation*	Perkhidmatan berkaitan Pengangkutan Air dan Udara *Services Incidental to Water and Air Transportation*	Activity / Commodity	
97	98	99	100		
-	-	-	-	Paddy	1
-	-	-	-	Food Crops	2
-	-	-	-	Vegetables	3
-	-	-	-	Fruits	4
-	-	-	-	Rubber	5
-	-	-	-	Oil Palm	6
-	-	-	-	Flower Plants	7
-	-	-	-	Other Agriculture	8
-	-	-	-	Poultry Farming	9
-	-	-	-	Other Livestock	10
-	-	-	-	Forestry and Logging	11
-	-	-	-	Fishing and Aquaculture	12
-	-	-	-	Crude Oil and Natural Gas	13
-	-	-	-	Mining of Metal Ores	14
-	-	-	-	Quarrying of Stone, Sand and Clay	15
-	-	-	-	Other Mining and Quarrying	16
-	-	-	-	Processing and Preserving of Meat	17
-	-	-	-	Processing and Preserving of Seafood	18
-	-	-	-	Processing and Preserving of Fruits & Vegetables	19
-	-	-	-	Dairy Products	20
-	-	-	-	Vegetable & Animal Oils and Fats	21
-	-	-	-	Grain Mill Products, Starches and Starch Products	22
-	-	-	-	Bakery Products	23
-	-	-	-	Confectionery	24
-	-	-	-	Other Food Processing	25
-	-	-	-	Prepared Animal Feeds	26
-	-	-	-	Spirits, Wines and Liquors	27
-	-	-	-	Soft Drinks, Mineral Waters and Other Bottled Waters	28
-	-	-	-	Tobacco Products	29
-	-	-	-	Preparation, Spinning and Weaving of Textiles	30
-	-	-	-	Finishing of Textiles	31
-	-	-	-	Other Textiles	32
4,295	1,682	6,015	13,474	Wearing Apparel	33
-	-	-	-	Leather Products	34
-	-	-	-	Footwear	35
-	-	-	-	Sawmilling and Planning of Wood	36
-	-	-	-	Veneer Sheets and Wood-based Panels	37
-	-	-	-	Builders' Carpentry and Joinery	38
-	-	-	-	Wooden Containers and Other Wood Products	39
-	-	4,585	-	Paper and Paper Products	40
-	-	-	-	Furniture	41
-	-	-	-	Reproduction of Recorded Media	42
254,113	9,743	111,324	220,584	Printing	43
461,063	3,227,412	5,824,513	563,295	Coke and Refined Petroleum Products	44
-	-	-	-	Basic Chemicals	45
-	-	-	-	Fertilizers and Nitrogen Compounds	46
-	-	-	-	Paints and Varnishes	47
-	-	-	-	Pharmaceuticals, Medicinal Chemical and Botanical Products	48
-	-	-	-	Soaps & Detergents, Cleaning & Polishing, Perfumes and Toilet Preparations	49
-	-	-	-	Other Chemicals Products	50
-	116,186	703,203	16,078	Rubber Tyres and Tubes	51
-	-	-	-	Rubber Processing	52
-	-	-	-	Rubber Gloves	53
-	-	-	-	Other Rubber Products	54
-	-	-	-	Plastic Products	55
-	-	-	-	Glass and Glass Products	56
-	-	-	-	Refractory, Clay, Porcelain and Ceramic Products	57
-	-	-	-	Cement, Lime and Plaster	58
-	-	-	-	Non-Metallic Mineral Products	59
-	-	-	-	Basic Iron and Steel	60
-	-	-	-	Basic Precious and Other Non-Ferrous Metals	61
-	-	-	-	Casting of Metals	62
-	-	-	-	Structural Metal Products, Tanks, Reservoirs and Steam Generators	63
-	-	-	-	Other Fabricated Metal Products	64
-	-	-	-	Engines & Turbines, Fluid Power Equipment, Other Pumps, Compressors, Taps and Valves	65
-	-	17,739	6,389	Other General Purpose Machinery	66
-	-	-	-	Weapons, Ammunition and Special Purpose Machinery	67
-	-	-	-	Domestic Appliances	68

Jadual 3: Jadual Penggunaan Domestik pada Harga Asas, Komoditi mengikut Aktiviti (RM'000), 2019

Table 3: Domestic Use Tables at Basic Prices, Commodity by Activity (RM'000), 2019

	Komoditi \ Aktiviti	Perdagangan Borong & Runcit, Pembaikan Kenderaan Bermotor dan Motosikal *Wholesale & Retail Trade, Repair of Motor Vehicles and Motorcycles*	Penginapan *Accommodation*	Makanan dan Minuman *Food and Beverage*	Pengangkutan Darat *Land Transport*
		93	94	95	96
69	Komputer, Peranti, Mesin dan Kelengkapan Pejabat	418,504	-	2,965	-
70	Motor Elektrik, Penjana dan Transformer	993	-	-	-
71	Perkakasan Pengagihan & Pengawalan Elektrik, Bateri dan Akumulator	334,425	-	-	304,543
72	Kabel Gentian Optikal, Elektronik dan Elektrik Lain	464,199	-	-	-
73	Alatan Pendawaian, Kelengkapan Pencahayaan Elektrik dan Elektrik Lain	151,833	-	-	56
74	Komponen dan Papan Elektronik	962,964	-	-	-
75	Peralatan Komunikasi dan Elektronik Pengguna	13,174,714	-	-	2,687
76	Peralatan Penyinaran, Perubatan Elektro dan Elektroterapeutik	96,524	-	-	-
77	Kelengkapan Mengukur, Menguji, Memandu Arah dan Kawalan	1,146,217	-	-	-
78	Instrumen Optikal, Alatan Fotografi, Media Magnetik dan Optikal	2,229,862	-	-	-
79	Jam Tangan dan Jam	100,002	-	-	-
80	Kenderaan Bermotor, Treler dan Semi Treler	2,472,455	394,886	156,955	164,283
81	Motosikal	-	-	-	-
82	Kapal, Bot, Basikal dan 'Invalid Carriages'	304,784	-	-	93,935
83	Kelengkapan Pengangkutan Lain	-	-	-	-
84	Pembuatan Lain	454,887	4,960	-	2,989
85	Pembaikan & Pemasangan Mesin dan Kelengkapan	468,028	150,718	3,264	202,314
86	Elektrik dan Gas	8,536,627	848,055	2,138,892	100,955
87	Air	1,391,041	47,673	510,114	21,470
88	Pembetungan, Pengurusan Sisa dan Aktiviti Pemulihan	1,444,624	195,648	10,388	14,375
89	Bangunan Kediaman	-	-	-	-
90	Bangunan Bukan Kediaman	-	-	-	-
91	Kejuruteraan Awam	-	-	-	-
92	Aktiviti Pembinaan Pertukangan Khas	10,520,239	272,702	-	31,535
93	Perdagangan Borong & Runcit, Pembaikan Kenderaan Bermotor dan Motosikal	16,328,101	665,938	7,926,444	2,810,938
94	Penginapan	-	389,097	1,313,634	-
95	Makanan dan Minuman	-	63,631	4,334,128	27,305
96	Pengangkutan Darat	1,296,141	63,008	630,982	234,925
97	Pengangkutan Air	453,021	24,913	220,639	81,696
98	Pengangkutan Udara	141,057	232,596	68,725	25,371
99	Penggudangan dan Aktiviti Sokongan untuk Pengangkutan	157,195	6,865	76,565	331,186
100	Perkhidmatan berkaitan Pengangkutan Air dan Udara	-	-	-	168,348
101	Perkhidmatan Operasi Lebuhraya, Jambatan dan Terowong	-	-	-	509,208
102	Perkhidmatan Pos dan Kurier	-	6,147	20,888	11,601
103	Aktiviti Penerbitan	-	-	-	-
104	Telekomunikasi	5,548,598	564,180	451,472	97,033
105	Aktiviti Wayang Gambar, Pemprograman dan Penyiaran	-	4,750	-	-
106	Perkhidmatan Komputer dan Maklumat	-	29,449	227,132	12,500
107	Perantaraan Kewangan	10,867,417	44,650	353,470	213,731
108	Perkhidmatan Kewangan Lain	3,347,520	81,481	70,051	26,543
109	Insurans/ Takaful dan Tabungan Pencen	1,227,282	59,823	99,328	224,300
110	Aktiviti Sokongan Perkhidmatan Kewangan dan Insurans/ Takaful	70,245	3,077	17,063	7,302
111	Hartanah	3,492,285	66,011	899,563	65,080
112	Pemilikan Kediaman	-	-	-	-
113	Sewaan dan Pajakan	488,931	2,671	250,666	244
114	Penyelidikan dan Pembangunan Saintifik	-	-	-	-
115	Profesional	5,893,140	949,334	1,702,501	785,114
116	Perkhidmatan Perniagaan	2,941,695	300,803	164,980	912,348
117	Pentadbiran Awam	-	-	-	-
118	Pendidikan	-	-	-	-
119	Kesihatan	-	-	-	-
120	Ketenteraman dan Keselamatan Awam	-	-	-	-
121	Pentadbiran Awam Lain	-	-	-	-
122	Institusi bukan Keuntungan yang Berkhidmat kepada Isi Rumah	-	-	-	-
123	Kesenian, Hiburan dan Rekreasi	-	190,443	-	-
124	Perkhidmatan Swasta Lain	382,072	42,104	-	370,489
	JUMLAH INPUT PERANTARAAN	**131,817,229**	**6,689,754**	**52,716,672**	**19,313,599**
	Pembelian Langsung oleh Residen di Luar Negeri	-	-	-	-
	Pembelian Dalam Negeri oleh Bukan Residen	-	-	-	-
	JUMLAH INPUT	**131,817,229**	**6,689,754**	**52,716,672**	**19,313,599**
	Komoditi Import	**31,607,212**	**982,884**	**8,455,436**	**3,092,172**
	Cukai ke atas Produk	2,552,256	174,268	1,125,981	214,979
	Subsidi ke atas Produk	410,292	14,368	182,346	382,765
	Nilai Ditambah Kasar	250,173,200	10,244,959	43,288,096	14,838,901
	Pampasan Pekerja	76,915,860	5,024,836	18,141,224	6,850,569
	Cukai Bersih Lain ke atas Pengeluaran	1,323,974	57,456	334,775	115,763
	Lebihan Kendalian, Kasar	171,933,366	5,162,668	24,812,096	7,872,569
	Penggunaan Modal Tetap	10,252,875	520,285	3,033,609	7,511,034
	Lebihan Kendalian, Bersih	161,680,491	4,642,383	21,778,488	361,535
	JUMLAH OUTPUT	**415,739,605**	**18,077,497**	**105,403,839**	**37,076,886**

Jadual 3: Jadual Penggunaan Domestik pada Harga Asas, Komoditi mengikut Aktiviti (RM'000), 2019

Table 3: Domestic Use Tables at Basic Prices, Commodity by Activity (RM'000), 2019

Pengangkutan Air *Water Transport*	Pengangkutan Udara *Air Transport*	Penggudangan dan Aktiviti Sokongan untuk Pengangkutan *Warehousing and Support Activities for Transportation*	Perkhidmatan berkaitan Pengangkutan Air dan Udara *Services Incidental to Water and Air Transportation*	Activity / Commodity	
97	98	99	100		
-	-	-	-	Computers, Peripheral, Office Equipment and Machinery	69
-	-	-	-	Electric Motors, Generators and Transformers	70
-	-	281,388	8,581	Electricity Distribution & Control Apparatus, Batteries and Accumulators	71
-	-	-	-	Fibre Optic Cables, Electronic and Other Electric	72
-	-	-	-	Wiring Devices, Electric Lighting Equipment and Other Electrical	73
-	-	-	-	Electronic Components and Boards	74
-	-	5,766	-	Communication Equipment and Consumer Electronics	75
-	-	-	-	Irradiation Equipment, Electro Medical and Electrotherapeutic	76
-	122,536	-	-	Measuring Equipment, Testing, Navigating and Control	77
-	-	-	-	Optical Instruments, Photographic Equipment, Magnetic and Optical Media	78
-	-	-	-	Watches and Clocks	79
16,723	249,884	82,792	41,339	Motor Vehicles, Trailers and Semi Trailers	80
-	-	-	-	Motorcycles	81
4,208,933	-	-	-	Ships, Boats, Bicycles and Invalid Carriages	82
-	917,293	-	-	Other Transport Equipment	83
1,392	572	2,711	2,248	Other Manufacturing	84
398,197	428,097	502,427	304,998	Repair & Installation of Machinery and Equipment	85
36,065	11,406	177,526	310,834	Electricity and Gas	86
12,836	27,406	8,896	4,893	Water	87
14,818	2,182	18,852	21,317	Sewerage, Waste Management and Remediation Activities	88
-	-	-	-	Residential Buildings	89
-	-	-	-	Non-Residential Buildings	90
-	-	-	-	Civil Engineering	91
-	74,711	151,360	11,494	Specialised Construction Activities	92
820,394	1,511,180	1,772,386	338,956	Wholesale & Retail Trade, Repair of Motor Vehicles and Motorcycles	93
-	-	-	-	Accommodation	94
310,975	1,619,814	378,412	344,144	Food and Beverage	95
68,499	123,649	146,468	26,829	Land Transport	96
39,436	43,140	51,040	9,365	Water Transport	97
7,410	447,508	15,854	2,913	Air Transport	98
285,814	471,146	73,632	299,934	Warehousing and Support Activities for Transportation	99
672,143	2,948,954	697,375	870,065	Services Incidental to Water and Air Transportation	100
-	2,946,403	263,718	19,606	Highway Operation Services, Bridge and Tunnel	101
7,372	3,351	13,827	2,244	Postal and Courier Activities	102
1,158,337	-	-	-	Publishing Activities	103
37,437	48,537	118,008	23,387	Telecommunications	104
-	-	-	-	Motion Picture, Programming and Broadcasting Activities	105
13,432	22,857	66,207	21,624	Computer and Information Services	106
104,588	191,065	156,105	49,331	Monetary Intermediation	107
21,598	105,270	27,396	6,977	Other Financial Service	108
80,513	112,135	207,197	43,445	Insurance/ Takaful and Pension Funding	109
2,352	5,329	7,321	832	Activities Auxiliary to Financial Service and Insurance/ Takaful	110
62,168	469,570	37,127	47,770	Real Estate	111
-	-	-	-	Ownership of Dwellings	112
168	-	557	13	Rental and Leasing	113
-	-	-	-	Scientific Research and Development	114
777,897	1,167,215	790,293	904,005	Professional	115
786,654	229,888	589,726	135,562	Business Services	116
-	-	-	-	Public Administration	117
-	-	-	-	Education	118
-	-	-	-	Health	119
-	-	-	-	Public Order and Safety	120
-	-	-	-	Other Public Administration	121
-	-	-	-	Non-Profit Institutions Serving Households	122
-	-	-	-	Arts, Entertainment and Recreation	123
-	6,716	163,222	18,962	Other Private Services	124
10,665,623	**17,662,838**	**13,474,968**	**4,691,490**	TOTAL INTERMEDIATE INPUT	
-	-	-	-	Direct Purchases Abroad by Residents	
-	-	-	-	Domestic Purchases by Non-Residents	
10,665,623	**17,662,838**	**13,474,968**	**4,691,490**	TOTAL INPUT	
602,105	**2,931,132**	**2,181,420**	**634,793**	Imported Commodities	
145,667	316,838	145,672	65,706	Taxes on Products	
17,845	124,916	225,436	21,802	Subsidies on Products	
6,144,999	5,759,247	8,929,280	8,861,414	Gross Value Added	
1,933,052	4,034,605	3,906,349	2,838,922	Compensation of Employees	
55,656	84,106	76,727	45,203	Other Net Taxes on Production	
4,156,291	1,640,536	4,946,204	5,977,290	Operating Surplus, Gross	
3,553,364	5,377,513	4,964,405	2,883,037	Consumption of Fixed Capital	
602,928	(3,736,977)	(18,201)	3,094,252	Operating Surplus, Net	
17,540,549	**26,545,139**	**24,505,905**	**14,231,601**	TOTAL OUTPUT	

Jadual 3: Jadual Penggunaan Domestik pada Harga Asas, Komoditi mengikut Aktiviti (RM'000), 2019

Table 3: Domestic Use Tables at Basic Prices, Commodity by Activity (RM'000), 2019

	Komoditi / Aktiviti	Perkhidmatan Operasi Lebuhraya, Jambatan dan Terowong *Highway, Bridge and Tunnel Operation Services*	Perkhidmatan Pos dan Kurier *Postal and Courier Activities*	Aktiviti Penerbitan *Publishing Activity*	Telekomunikasi *Telecommunications*
		101	102	103	104
1	Padi	-	-	-	-
2	Tanaman Makanan	-	-	-	-
3	Sayur-sayuran	-	-	-	-
4	Buah-buahan	-	-	-	-
5	Getah	-	-	-	-
6	Kelapa Sawit	-	-	-	-
7	Tanaman Bunga	-	-	-	-
8	Pertanian Lain	-	-	-	-
9	Ternakan Ayam dan Itik	-	-	-	-
10	Ternakan Lain	-	-	-	-
11	Perhutanan dan Pembalakan	-	-	-	-
12	Perikanan dan Akuakultur	-	-	-	-
13	Minyak Mentah dan Gas Asli	-	-	-	-
14	Perlombongan Bijih Besi	-	-	-	-
15	Pengkuarian Batu, Pasir dan Tanah Liat	-	-	-	-
16	Perlombongan dan Pengkuarian Lain	-	-	-	-
17	Pemprosesan dan Pengawetan Daging	-	-	-	-
18	Pemprosesan dan Pengawetan Makanan Laut	-	-	-	-
19	Pemprosesan dan Pengawetan Buah-buahan & Sayur-sayuran	-	-	-	-
20	Produk Tenusu	-	-	-	-
21	Minyak & Lemak Sayuran dan Haiwan	-	-	-	-
22	Produk Bijian, Kanji dan Produk Berkanji	-	-	-	-
23	Produk Bakeri	-	-	-	-
24	Manisan	-	-	-	-
25	Prosesan Makanan Lain	-	-	-	-
26	Makanan Haiwan Tersedia	-	-	-	-
27	Spirit, Wain dan Minuman Keras	-	-	-	-
28	Minuman Ringan, Air Mineral dan Minuman Lain yang Dibotolkan	-	-	-	-
29	Produk Tembakau	-	-	-	-
30	Penyediaan, Pemintalan dan Penenunan Tekstil	-	-	-	-
31	Penyiapan Akhir Tekstil	-	-	-	-
32	Tekstil Lain	-	-	-	-
33	Pakaian	2,020	1,374	1,699	10,594
34	Produk Kulit	-	-	-	-
35	Kasut	-	-	-	-
36	Pengilangan dan Pengetaman Kayu	-	-	-	-
37	Kepingan Venier dan Panel berasaskan Kayu	-	-	-	-
38	Pertukangan Kayu dan Tanggam untuk Jurubina	-	-	-	-
39	Bekas Kayu dan Produk Kayu Lain	-	-	-	-
40	Kertas dan Produk Kertas	-	-	2,104	-
41	Perabot	-	-	-	-
42	Penerbitan Semula Media Rakaman	-	-	-	-
43	Percetakan	3,866	94,305	309,789	204,928
44	Kok dan Produk Petroleum Bertapis	128,286	1,046,015	181,353	426,814
45	Kimia Asas	-	-	15,153	-
46	Baja dan Sebatian Nitrogen	-	-	-	-
47	Cat dan Varnis	-	-	96,041	-
48	Produk Farmaseutikal, Kimia Perubatan dan Botani	-	-	-	-
49	Sabun & Bahan Pencuci, Pencuci dan Pengilat, Pewangi dan Dandanan Diri	-	-	-	-
50	Produk Kimia Lain	-	-	-	-
51	Tayar dan Tiub Getah	-	-	-	-
52	Prosesan Getah	-	-	-	-
53	Sarung Tangan Getah	-	-	-	-
54	Produk Getah Lain	-	-	-	-
55	Produk Plastik	-	-	-	-
56	Kaca dan Produk Kaca	-	-	-	-
57	Produk Refraktori, Tanah Liat, Porselin dan Seramik	-	-	-	-
58	Simen, Kapur dan Plaster	-	-	-	-
59	Produk Mineral bukan Logam	-	-	-	-
60	Besi dan Keluli Asas	-	-	-	-
61	Logam Asas Berharga dan Logam bukan Ferus Lain	-	-	-	-
62	Pengacuan Logam	-	-	-	-
63	Produk Struktur Logam, Tangki, Takungan dan Penjana Wap	-	-	-	-
64	Produk Logam Lain yang Direka	-	-	-	-
65	Enjin & Turbin, Alatan Kuasa Bendalir, Pam, Pemampat, Kepala Paip dan Injap Lain	-	-	-	-
66	Jentera Kegunaan Umum Lain	-	-	-	-
67	Senjata, Peluru dan Mesin bertujuan Khas	-	-	19,181	-
68	Perkakasan Domestik	-	-	-	-

Jadual 3: Jadual Penggunaan Domestik pada Harga Asas, Komoditi mengikut Aktiviti (RM'000), 2019

Table 3: Domestic Use Tables at Basic Prices, Commodity by Activity (RM'000), 2019

Aktiviti Wayang Gambar, Pemprograman dan Penyiaran *Motion Picture, Programming and Broadcasting Activities*	Perkhidmatan Komputer dan Maklumat *Computer and Information Services*	Perantaraan Kewangan *Monetary Intermediation*	Perkhidmatan Kewangan Lain *Other Financial Service*	Activity / Commodity	
105	106	107	108		
-	-	-	-	Paddy	1
-	-	-	-	Food Crops	2
-	-	-	-	Vegetables	3
-	-	-	-	Fruits	4
-	-	-	-	Rubber	5
-	-	-	-	Oil Palm	6
-	-	-	-	Flower Plants	7
-	-	-	-	Other Agriculture	8
-	-	-	-	Poultry Farming	9
-	-	-	-	Other Livestock	10
-	-	-	-	Forestry and Logging	11
-	-	-	-	Fishing and Aquaculture	12
-	-	-	-	Crude Oil and Natural Gas	13
-	-	-	-	Mining of Metal Ores	14
-	-	-	-	Quarrying of Stone, Sand and Clay	15
-	-	-	-	Other Mining and Quarrying	16
-	-	-	-	Processing and Preserving of Meat	17
-	-	-	-	Processing and Preserving of Seafood	18
-	-	-	-	Processing and Preserving of Fruits & Vegetables	19
-	-	-	-	Dairy Products	20
-	-	-	-	Vegetable & Animal Oils and Fats	21
-	-	-	-	Grain Mill Products, Starches and Starch Products	22
-	-	-	-	Bakery Products	23
-	-	-	-	Confectionery	24
-	-	-	-	Other Food Processing	25
-	-	-	-	Prepared Animal Feeds	26
-	-	-	-	Spirits, Wines and Liquors	27
-	-	-	-	Soft Drinks, Mineral Waters and Other Bottled Waters	28
-	-	-	-	Tobacco Products	29
-	-	-	-	Preparation, Spinning and Weaving of Textiles	30
-	-	-	-	Finishing of Textiles	31
-	-	-	-	Other Textiles	32
8,669	37,803	89,720	91,890	Wearing Apparel	33
-	-	-	-	Leather Products	34
-	-	-	-	Footwear	35
-	-	-	-	Sawmilling and Planning of Wood	36
-	-	-	-	Veneer Sheets and Wood-based Panels	37
-	-	-	-	Builders' Carpentry and Joinery	38
-	-	-	-	Wooden Containers and Other Wood Products	39
-	-	-	-	Paper and Paper Products	40
1,314	-	-	-	Furniture	41
-	-	-	-	Reproduction of Recorded Media	42
11,562	141,109	65,872	16,751	Printing	43
454,250	383,102	70,111	28,663	Coke and Refined Petroleum Products	44
-	-	-	-	Basic Chemicals	45
-	-	-	-	Fertilizers and Nitrogen Compounds	46
-	-	-	-	Paints and Varnishes	47
-	-	-	-	Pharmaceuticals, Medicinal Chemical and Botanical Products	48
-	-	-	-	Soaps & Detergents, Cleaning & Polishing, Perfumes and Toilet Preparations	49
-	-	-	-	Other Chemicals Products	50
-	-	-	-	Rubber Tyres and Tubes	51
-	-	-	-	Rubber Processing	52
-	-	-	-	Rubber Gloves	53
-	-	-	-	Other Rubber Products	54
-	-	-	-	Plastic Products	55
-	-	-	-	Glass and Glass Products	56
-	-	-	-	Refractory, Clay, Porcelain and Ceramic Products	57
-	-	-	-	Cement, Lime and Plaster	58
-	-	-	-	Non-Metallic Mineral Products	59
-	-	-	-	Basic Iron and Steel	60
-	-	-	-	Basic Precious and Other Non-Ferrous Metals	61
-	-	-	-	Casting of Metals	62
-	-	-	-	Structural Metal Products, Tanks, Reservoirs and Steam Generators	63
-	-	-	-	Other Fabricated Metal Products	64
-	-	-	-	Engines & Turbines, Fluid Power Equipment, Other Pumps, Compressors, Taps and Valves	65
-	-	-	-	Other General Purpose Machinery	66
-	-	-	-	Weapons, Ammunition and Special Purpose Machinery	67
-	-	-	-	Domestic Appliances	68

Jadual 3: Jadual Penggunaan Domestik pada Harga Asas, Komoditi mengikut Aktiviti (RM'000), 2019

Table 3: Domestic Use Tables at Basic Prices, Commodity by Activity (RM'000), 2019

	Komoditi \ Aktiviti	Perkhidmatan Operasi Lebuhraya, Jambatan dan Terowong *Highway, Bridge and Tunnel Operation Services*	Perkhidmatan Pos dan Kurier *Postal and Courier Activities*	Aktiviti Penerbitan *Publishing Activity*	Telekomunikasi *Telecommunications*
		101	102	103	104
69	Komputer, Peranti, Mesin dan Kelengkapan Pejabat	-	-	-	-
70	Motor Elektrik, Penjana dan Transformer	-	-	-	-
71	Perkakasan Pengagihan & Pengawalan Elektrik, Bateri dan Akumulator	-	-	-	-
72	Kabel Gentian Optikal, Elektronik dan Elektrik Lain	-	-	-	-
73	Alatan Pendawaian, Kelengkapan Pencahayaan Elektrik dan Elektrik Lain	-	-	-	-
74	Komponen dan Papan Elektronik	-	-	-	751,766
75	Peralatan Komunikasi dan Elektronik Pengguna	-	-	2,645	1,262,663
76	Peralatan Penyinaran, Perubatan Elektro dan Elektroterapeutik	-	-	-	-
77	Kelengkapan Mengukur, Menguji, Memandu Arah dan Kawalan	-	-	-	-
78	Instrumen Optikal, Alatan Fotografi, Media Magnetik dan Optikal	-	-	-	-
79	Jam Tangan dan Jam	-	-	-	-
80	Kenderaan Bermotor, Treler dan Semi Treler	949,746	28,349	4,955	48,303
81	Motosikal	-	-	-	-
82	Kapal, Bot, Basikal dan 'Invalid Carriages'	-	-	-	-
83	Kelengkapan Pengangkutan Lain	-	-	-	-
84	Pembuatan Lain	151	5,104	-	3,213
85	Pembaikan & Pemasangan Mesin dan Kelengkapan	-	-	5,502	183,665
86	Elektrik dan Gas	55,924	94,877	28,342	1,014,403
87	Air	6,244	19,260	2,265	27,985
88	Pembetungan, Pengurusan Sisa dan Aktiviti Pemulihan	1,534	10,360	1,077	39,628
89	Bangunan Kediaman	-	-	-	-
90	Bangunan Bukan Kediaman	-	-	-	-
91	Kejuruteraan Awam	-	-	-	-
92	Aktiviti Pembinaan Pertukangan Khas	-	6,895	-	1,778,865
93	Perdagangan Borong & Runcit, Pembaikan Kenderaan Bermotor dan Motosikal	265,330	295,051	134,904	863,903
94	Penginapan	-	-	64,093	394,318
95	Makanan dan Minuman	17,275	5,438	13,437	536,281
96	Pengangkutan Darat	19,703	24,482	10,852	79,546
97	Pengangkutan Air	6,859	8,528	3,790	26,016
98	Pengangkutan Udara	2,129	2,648	1,179	648,709
99	Penggudangan dan Aktiviti Sokongan untuk Pengangkutan	2,379	2,958	1,315	9,091
100	Perkhidmatan berkaitan Pengangkutan Air dan Udara	-	-	-	-
101	Perkhidmatan Operasi Lebuhraya, Jambatan dan Terowong	562,703	25,248	-	-
102	Perkhidmatan Pos dan Kurier	454	663,942	2,904	14,912
103	Aktiviti Penerbitan	-	-	440,167	7,119
104	Telekomunikasi	6,680	81,604	62,682	21,441,853
105	Aktiviti Wayang Gambar, Pemprograman dan Penyiaran	-	-	-	-
106	Perkhidmatan Komputer dan Maklumat	1,076	58,278	248,892	5,558,822
107	Perantaraan Kewangan	26,153	32,771	22,613	483,909
108	Perkhidmatan Kewangan Lain	4,582	4,244	3,556	83,440
109	Insurans/ Takaful dan Tabungan Pencen	7,215	139,988	28,161	112,435
110	Aktiviti Sokongan Perkhidmatan Kewangan dan Insurans/ Takaful	246	1,181	4,548	151,520
111	Hartanah	16,074	1,981	5,470	251,090
112	Pemilikan Kediaman	-	-	-	-
113	Sewaan dan Pajakan	2,325	31,189	1,173	545,355
114	Penyelidikan dan Pembangunan Saintifik	-	-	-	-
115	Profesional	145,717	181,455	285,619	4,422,494
116	Perkhidmatan Perniagaan	40,621	111,227	26,057	528,458
117	Pentadbiran Awam	-	-	-	-
118	Pendidikan	-	-	-	-
119	Kesihatan	-	-	-	-
120	Ketenteraman dan Keselamatan Awam	-	-	-	-
121	Pentadbiran Awam Lain	-	-	-	-
122	Institusi bukan Keuntungan yang Berkhidmat kepada Isi Rumah	-	-	-	-
123	Kesenian, Hiburan dan Rekreasi	-	-	-	-
124	Perkhidmatan Swasta Lain	4,237	18,025	-	497,623
	JUMLAH INPUT PERANTARAAN	**2,279,530**	**2,996,778**	**2,031,517**	**42,409,719**
	Pembelian Langsung oleh Residen di Luar Negeri	-	-	-	-
	Pembelian Dalam Negeri oleh Bukan Residen	-	-	-	-
	JUMLAH INPUT	**2,279,530**	**2,996,778**	**2,031,517**	**42,409,719**
	Komoditi Import	**433,382**	**545,152**	**402,691**	**9,493,148**
	Cukai ke atas Produk	136,906	44,398	33,015	710,534
	Subsidi ke atas Produk	4,965	40,486	7,019	16,520
	Nilai Ditambah Kasar	8,420,935	2,560,005	2,536,962	56,273,456
	Pampasan Pekerja	1,044,837	2,003,810	926,464	9,081,061
	Cukai Bersih Lain ke atas Pengeluaran	35,520	19,088	15,772	343,721
	Lebihan Kendalian, Kasar	7,340,578	537,106	1,594,726	46,848,673
	Penggunaan Modal Tetap	2,282,223	1,236,922	302,570	6,591,919
	Lebihan Kendalian, Bersih	5,058,355	(699,816)	1,292,156	40,256,754
	JUMLAH OUTPUT	**11,265,788**	**6,105,848**	**4,997,166**	**108,870,337**

Jadual 3: Jadual Penggunaan Domestik pada Harga Asas, Komoditi mengikut Aktiviti (RM'000), 2019

Table 3: Domestic Use Tables at Basic Prices, Commodity by Activity (RM'000), 2019

Aktiviti Wayang Gambar, Pemprograman dan Penyiaran *Motion Picture, Programming and Broadcasting Activities*	Perkhidmatan Komputer dan Maklumat *Computer and Information Services*	Perantaraan Kewangan *Monetary Intermediation*	Perkhidmatan Kewangan Lain *Other Financial Service*	Activity / Commodity	
105	106	107	108		
-	223,954	16,386	1,644	Computers, Peripheral, Office Equipment and Machinery	69
-	-	-	-	Electric Motors, Generators and Transformers	70
-	-	-	-	Electricity Distribution & Control Apparatus, Batteries and Accumulators	71
-	-	-	-	Fibre Optic Cables, Electronic and Other Electric	72
696	-	-	-	Wiring Devices, Electric Lighting Equipment and Other Electrical	73
-	786,141	-	-	Electronic Components and Boards	74
-	1,148,249	-	-	Communication Equipment and Consumer Electronics	75
-	-	-	-	Irradiation Equipment, Electro Medical and Electrotherapeutic	76
-	-	-	-	Measuring Equipment, Testing, Navigating and Control	77
28,771	-	-	-	Optical Instruments, Photographic Equipment, Magnetic and Optical Media	78
-	-	-	-	Watches and Clocks	79
5,381	21,333	189,304	49,549	Motor Vehicles, Trailers and Semi Trailers	80
-	-	-	-	Motorcycles	81
-	-	-	-	Ships, Boats, Bicycles and Invalid Carriages	82
-	-	-	-	Other Transport Equipment	83
628	3,154	1,069	997	Other Manufacturing	84
32,058	25,390	7,030	1,653	Repair & Installation of Machinery and Equipment	85
65,166	293,815	42,726	458	Electricity and Gas	86
3,209	35,351	22,983	1,542	Water	87
3,066	20,377	382,293	10,230	Sewerage, Waste Management and Remediation Activities	88
-	-	-	-	Residential Buildings	89
-	-	-	-	Non-Residential Buildings	90
-	-	-	-	Civil Engineering	91
173,137	1,923,397	643,705	160,094	Specialised Construction Activities	92
141,824	762,717	251,753	60,634	Wholesale & Retail Trade, Repair of Motor Vehicles and Motorcycles	93
124,220	765,936	-	-	Accommodation	94
75,090	529,107	31,435	16,912	Food and Beverage	95
11,730	60,692	17,975	4,458	Land Transport	96
4,088	21,219	6,025	1,465	Water Transport	97
39,319	358,335	250,904	44,460	Air Transport	98
1,418	7,363	2,099	511	Warehousing and Support Activities for Transportation	99
-	-	-	-	Services Incidental to Water and Air Transportation	100
-	-	-	-	Highway Operation Services, Bridge and Tunnel	101
12,713	80,301	83,991	8,988	Postal and Courier Activities	102
-	-	510,193	28,355	Publishing Activities	103
565,266	647,519	202,021	151,856	Telecommunications	104
3,670,260	-	-	-	Motion Picture, Programming and Broadcasting Activities	105
25,440	5,126,371	1,802	3,412	Computer and Information Services	106
63,056	208,211	1,273,186	263,096	Monetary Intermediation	107
25,681	62,204	53,207	2,959,501	Other Financial Service	108
32,756	96,366	95,909	19,888	Insurance/ Takaful and Pension Funding	109
3,320	97,750	1,314,787	424,956	Activities Auxiliary to Financial Service and Insurance/ Takaful	110
16,699	60,134	188,761	84,550	Real Estate	111
-	-	-	-	Ownership of Dwellings	112
67,025	10,609	28,428	20,424	Rental and Leasing	113
-	-	-	-	Scientific Research and Development	114
521,945	1,753,585	12,658,357	1,897,530	Professional	115
84,915	334,110	256,735	32,330	Business Services	116
-	-	-	-	Public Administration	117
-	-	-	-	Education	118
-	-	-	-	Health	119
-	-	-	-	Public Order and Safety	120
-	-	-	-	Other Public Administration	121
-	-	-	-	Non-Profit Institutions Serving Households	122
-	-	-	-	Arts, Entertainment and Recreation	123
19,686	178,809	49,636	13,209	Other Private Services	124
6,294,356	**16,204,509**	**18,808,405**	**6,400,007**	TOTAL INTERMEDIATE INPUT	
-	-	-	-	Direct Purchases Abroad by Residents	
-	-	-	-	Domestic Purchases by Non-Residents	
6,294,356	**16,204,509**	**18,808,405**	**6,400,007**	TOTAL INPUT	
477,415	**6,069,288**	**4,103,063**	**730,154**	Imported Commodities	
95,984	323,283	426,664	129,199	Taxes on Products	
17,582	14,828	2,714	1,109	Subsidies on Products	
5,644,798	18,616,437	59,382,895	5,850,042	Gross Value Added	
1,627,657	8,940,259	23,712,347	2,114,870	Compensation of Employees	
39,151	130,214	261,500	33,775	Other Net Taxes on Production	
3,977,991	9,545,964	35,409,048	3,701,397	Operating Surplus, Gross	
756,550	2,494,513	3,294,884	522,137	Consumption of Fixed Capital	
3,221,441	7,051,451	32,114,164	3,179,260	Operating Surplus, Net	
12,494,972	**41,198,690**	**82,718,313**	**13,108,293**	TOTAL OUTPUT	

Jadual 3: Jadual Penggunaan Domestik pada Harga Asas, Komoditi mengikut Aktiviti (RM'000), 2019

Table 3: Domestic Use Tables at Basic Prices, Commodity by Activity (RM'000), 2019

	Komoditi / Aktiviti	Insurans/ Takaful dan Tabungan Pencen *Insurance/ Takaful and Pension Funding*	Aktiviti Sokongan Perkhidmatan Kewangan dan Insurans/ Takaful *Activities Auxiliary to Financial Service and Insurance/ Takaful*	Hartanah *Real Estate*	Pemilikan Kediaman *Ownership of Dwellings*
		109	110	111	112
1	Padi	-	-	-	-
2	Tanaman Makanan	-	-	-	-
3	Sayur-sayuran	-	-	-	-
4	Buah-buahan	-	-	-	-
5	Getah	-	-	-	-
6	Kelapa Sawit	-	-	-	-
7	Tanaman Bunga	-	-	-	-
8	Pertanian Lain	-	-	-	-
9	Ternakan Ayam dan Itik	-	-	-	-
10	Ternakan Lain	-	-	-	-
11	Perhutanan dan Pembalakan	-	-	-	-
12	Perikanan dan Akuakultur	-	-	-	-
13	Minyak Mentah dan Gas Asli	-	-	-	-
14	Perlombongan Bijih Besi	-	-	-	-
15	Pengkuarian Batu, Pasir dan Tanah Liat	-	-	-	-
16	Perlombongan dan Pengkuarian Lain	-	-	-	-
17	Pemprosesan dan Pengawetan Daging	-	-	-	-
18	Pemprosesan dan Pengawetan Makanan Laut	-	-	-	-
19	Pemprosesan dan Pengawetan Buah-buahan & Sayur-sayuran	-	-	-	-
20	Produk Tenusu	-	-	-	-
21	Minyak & Lemak Sayuran dan Haiwan	-	-	-	-
22	Produk Bijian, Kanji dan Produk Berkanji	-	-	-	-
23	Produk Bakeri	-	-	-	-
24	Manisan	-	-	-	-
25	Prosesan Makanan Lain	-	-	-	-
26	Makanan Haiwan Tersedia	-	-	-	-
27	Spirit, Wain dan Minuman Keras	-	-	-	-
28	Minuman Ringan, Air Mineral dan Minuman Lain yang Dibotolkan	-	-	-	-
29	Produk Tembakau	-	-	-	-
30	Penyediaan, Pemintalan dan Penenunan Tekstil	-	-	-	-
31	Penyiapan Akhir Tekstil	-	-	-	-
32	Tekstil Lain	-	-	-	-
33	Pakaian	3,875	1,098	2,508	-
34	Produk Kulit	-	-	-	-
35	Kasut	-	-	-	-
36	Pengilangan dan Pengetaman Kayu	-	-	-	-
37	Kepingan Venier dan Panel berasaskan Kayu	-	-	-	-
38	Pertukangan Kayu dan Tanggam untuk Jurubina	-	-	-	-
39	Bekas Kayu dan Produk Kayu Lain	-	-	-	-
40	Kertas dan Produk Kertas	-	-	-	16,669
41	Perabot	-	-	-	-
42	Penerbitan Semula Media Rakaman	-	-	-	-
43	Percetakan	134,721	17,543	65,870	-
44	Kok dan Produk Petroleum Bertapis	63,221	49,654	3,837,397	-
45	Kimia Asas	-	-	-	64,357
46	Baja dan Sebatian Nitrogen	-	-	-	-
47	Cat dan Varnis	-	-	-	78,794
48	Produk Farmaseutikal, Kimia Perubatan dan Botani	-	-	-	-
49	Sabun & Bahan Pencuci, Pencuci dan Pengilat, Pewangi dan Dandanan Diri	-	-	-	-
50	Produk Kimia Lain	-	-	-	-
51	Tayar dan Tiub Getah	-	-	-	-
52	Prosesan Getah	-	-	-	-
53	Sarung Tangan Getah	-	-	-	-
54	Produk Getah Lain	-	-	-	-
55	Produk Plastik	-	-	-	223,307
56	Kaca dan Produk Kaca	-	-	-	-
57	Produk Refraktori, Tanah Liat, Porselin dan Seramik	-	-	-	276,162
58	Simen, Kapur dan Plaster	-	-	-	-
59	Produk Mineral bukan Logam	-	-	-	-
60	Besi dan Keluli Asas	-	-	-	-
61	Logam Asas Berharga dan Logam bukan Ferus Lain	-	-	-	-
62	Pengacuan Logam	-	-	-	-
63	Produk Struktur Logam, Tangki, Takungan dan Penjana Wap	-	-	-	-
64	Produk Logam Lain yang Direka	-	-	-	-
65	Enjin & Turbin, Alatan Kuasa Bendalir, Pam, Pemampat, Kepala Paip dan Injap Lain	-	-	-	-
66	Jentera Kegunaan Umum Lain	-	-	-	-
67	Senjata, Peluru dan Mesin bertujuan Khas	-	-	-	-
68	Perkakasan Domestik	-	-	-	-

Jadual 3: Jadual Penggunaan Domestik pada Harga Asas, Komoditi mengikut Aktiviti (RM'000), 2019

Table 3: Domestic Use Tables at Basic Prices, Commodity by Activity (RM'000), 2019

Sewaan dan Pajakan *Rental and Leasing*	**Penyelidikan dan Pembangunan Saintifik** *Scientific Research and Development*	**Profesional** *Professional*	**Perkhidmatan Perniagaan** *Business Services*	***Activity*** / ***Commodity***	
113	**114**	**115**	**116**		
-	-	-	-	***Paddy***	***1***
-	-	-	-	***Food Crops***	***2***
-	-	-	-	***Vegetables***	***3***
-	-	-	-	***Fruits***	***4***
-	-	-	-	***Rubber***	***5***
-	-	-	-	***Oil Palm***	***6***
-	-	-	-	***Flower Plants***	***7***
-	-	-	-	***Other Agriculture***	***8***
-	-	-	-	***Poultry Farming***	***9***
-	-	-	-	***Other Livestock***	***10***
-	-	-	-	***Forestry and Logging***	***11***
-	-	-	-	***Fishing and Aquaculture***	***12***
-	-	-	-	***Crude Oil and Natural Gas***	***13***
-	-	-	-	***Mining of Metal Ores***	***14***
-	-	-	-	***Quarrying of Stone, Sand and Clay***	***15***
-	-	-	-	***Other Mining and Quarrying***	***16***
-	-	-	-	***Processing and Preserving of Meat***	***17***
-	-	-	-	***Processing and Preserving of Seafood***	***18***
-	-	-	-	***Processing and Preserving of Fruits & Vegetables***	***19***
-	-	-	-	***Dairy Products***	***20***
-	-	-	-	***Vegetable & Animal Oils and Fats***	***21***
-	-	-	-	***Grain Mill Products, Starches and Starch Products***	***22***
-	-	-	-	***Bakery Products***	***23***
-	-	-	-	***Confectionery***	***24***
-	-	-	-	***Other Food Processing***	***25***
-	-	-	-	***Prepared Animal Feeds***	***26***
-	-	-	-	***Spirits, Wines and Liquors***	***27***
-	-	-	-	***Soft Drinks, Mineral Waters and Other Bottled Waters***	***28***
-	-	-	-	***Tobacco Products***	***29***
-	-	-	-	***Preparation, Spinning and Weaving of Textiles***	***30***
-	-	-	-	***Finishing of Textiles***	***31***
-	-	-	-	***Other Textiles***	***32***
2,426	3,785	12,130	29,279	***Wearing Apparel***	***33***
-	-	-	-	***Leather Products***	***34***
-	-	-	-	***Footwear***	***35***
-	-	-	-	***Sawmilling and Planning of Wood***	***36***
-	-	-	-	***Veneer Sheets and Wood-based Panels***	***37***
-	-	-	-	***Builders' Carpentry and Joinery***	***38***
-	-	-	-	***Wooden Containers and Other Wood Products***	***39***
7,763	1,910	84,722	69,394	***Paper and Paper Products***	***40***
-	-	-	-	***Furniture***	***41***
-	-	-	-	***Reproduction of Recorded Media***	***42***
20,216	20,345	481,205	195,879	***Printing***	***43***
100,612	40,578	829,702	636,126	***Coke and Refined Petroleum Products***	***44***
-	12,484	69,738	-	***Basic Chemicals***	***45***
-	-	-	2,975	***Fertilizers and Nitrogen Compounds***	***46***
-	15,285	80,483	-	***Paints and Varnishes***	***47***
-	-	6,362	-	***Pharmaceuticals, Medicinal Chemical and Botanical Products***	***48***
-	-	-	-	***Soaps & Detergents, Cleaning & Polishing, Perfumes and Toilet Preparations***	***49***
-	-	20,481	-	***Other Chemicals Products***	***50***
36,110	-	-	107,218	***Rubber Tyres and Tubes***	***51***
-	-	-	-	***Rubber Processing***	***52***
-	-	-	-	***Rubber Gloves***	***53***
-	-	-	-	***Other Rubber Products***	***54***
-	-	152	-	***Plastic Products***	***55***
-	-	-	-	***Glass and Glass Products***	***56***
-	-	-	-	***Refractory, Clay, Porcelain and Ceramic Products***	***57***
-	-	-	-	***Cement, Lime and Plaster***	***58***
-	-	-	-	***Non-Metallic Mineral Products***	***59***
-	-	-	-	***Basic Iron and Steel***	***60***
-	-	-	-	***Basic Precious and Other Non-Ferrous Metals***	***61***
-	-	-	-	***Casting of Metals***	***62***
-	-	-	-	***Structural Metal Products, Tanks, Reservoirs and Steam Generators***	***63***
-	-	-	-	***Other Fabricated Metal Products***	***64***
-	-	-	-	***Engines & Turbines, Fluid Power Equipment, Other Pumps, Compressors, Taps and Valves***	***65***
-	-	-	-	***Other General Purpose Machinery***	***66***
-	-	-	-	***Weapons, Ammunition and Special Purpose Machinery***	***67***
-	-	-	-	***Domestic Appliances***	***68***

Jadual 3: Jadual Penggunaan Domestik pada Harga Asas, Komoditi mengikut Aktiviti (RM'000), 2019

Table 3: Domestic Use Tables at Basic Prices, Commodity by Activity (RM'000), 2019

	Komoditi \ Aktiviti	Insurans/ Takaful dan Tabungan Pencen *Insurance/ Takaful and Pension Funding*	Aktiviti Sokongan Perkhidmatan Kewangan dan Insurans/ Takaful *Activities Auxiliary to Financial Service and Insurance/ Takaful*	Hartanah *Real Estate*	Pemilikan Kediaman *Ownership of Dwellings*
		109	110	111	112
69	Komputer, Peranti, Mesin dan Kelengkapan Pejabat	106,788	734	3,984	-
70	Motor Elektrik, Penjana dan Transformer	-	-	-	-
71	Perkakasan Pengagihan & Pengawalan Elektrik, Bateri dan Akumulator	-	-	-	-
72	Kabel Gentian Optikal, Elektronik dan Elektrik Lain	-	-	-	-
73	Alatan Pendawaian, Kelengkapan Pencahayaan Elektrik dan Elektrik Lain	-	-	-	-
74	Komponen dan Papan Elektronik	-	-	-	-
75	Peralatan Komunikasi dan Elektronik Pengguna	-	-	-	97,400
76	Peralatan Penyinaran, Perubatan Elektro dan Elektroterapeutik	-	-	-	-
77	Kelengkapan Mengukur, Menguji, Memandu Arah dan Kawalan	-	-	-	-
78	Instrumen Optikal, Alatan Fotografi, Media Magnetik dan Optikal	-	-	-	-
79	Jam Tangan dan Jam	-	-	-	-
80	Kenderaan Bermotor, Treler dan Semi Treler	19,107	4,456	24,677	-
81	Motosikal	-	-	-	-
82	Kapal, Bot, Basikal dan 'Invalid Carriages'	-	-	-	-
83	Kelengkapan Pengangkutan Lain	-	-	-	-
84	Pembuatan Lain	1,577	1,010	3,137	-
85	Pembaikan & Pemasangan Mesin dan Kelengkapan	2,388	2,613	24,355	-
86	Elektrik dan Gas	12,362	2,569	450,397	-
87	Air	3,835	512	73,007	-
88	Pembetungan, Pengurusan Sisa dan Aktiviti Pemulihan	15,828	12,442	19,036	-
89	Bangunan Kediaman	-	-	-	-
90	Bangunan Bukan Kediaman	-	-	-	-
91	Kejuruteraan Awam	-	-	-	-
92	Aktiviti Pembinaan Pertukangan Khas	229,287	236,548	115,305	4,210,409
93	Perdagangan Borong & Runcit, Pembaikan Kenderaan Bermotor dan Motosikal	119,170	22,047	1,023,560	177,906
94	Penginapan	-	-	360,823	-
95	Makanan dan Minuman	286,464	43,140	65,704	-
96	Pengangkutan Darat	20,888	2,806	85,626	14,144
97	Pengangkutan Air	5,425	807	29,824	4,948
98	Pengangkutan Udara	769,766	54,955	9,261	1,542
99	Penggudangan dan Aktiviti Sokongan untuk Pengangkutan	1,947	286	10,344	1,717
100	Perkhidmatan berkaitan Pengangkutan Air dan Udara	-	-	-	-
101	Perkhidmatan Operasi Lebuhraya, Jambatan dan Terowong	-	-	-	-
102	Perkhidmatan Pos dan Kurier	68,970	7,727	16,630	-
103	Aktiviti Penerbitan	330,434	37,879	-	-
104	Telekomunikasi	491,888	127,771	564,703	-
105	Aktiviti Wayang Gambar, Pemprograman dan Penyiaran	-	-	-	-
106	Perkhidmatan Komputer dan Maklumat	68,838	4,037	6,352	-
107	Perantaraan Kewangan	693,757	311,747	1,945,601	940,956
108	Perkhidmatan Kewangan Lain	150,901	639,856	273,984	68,828
109	Insurans/ Takaful dan Tabungan Pencen	135,334	50,883	94,740	46,789
110	Aktiviti Sokongan Perkhidmatan Kewangan dan Insurans/ Takaful	1,380,713	265,122	27,363	-
111	Hartanah	61,379	16,664	588,490	-
112	Pemilikan Kediaman	-	-	-	-
113	Sewaan dan Pajakan	187,850	414,897	32,312	-
114	Penyelidikan dan Pembangunan Saintifik	-	-	-	-
115	Profesional	4,599,230	1,244,479	2,243,637	-
116	Perkhidmatan Perniagaan	165,912	252,211	246,541	-
117	Pentadbiran Awam	-	-	-	-
118	Pendidikan	-	-	-	-
119	Kesihatan	-	-	-	-
120	Ketenteraman dan Keselamatan Awam	-	-	-	-
121	Pentadbiran Awam Lain	-	-	-	-
122	Institusi bukan Keuntungan yang Berkhidmat kepada Isi Rumah	-	-	-	-
123	Kesenian, Hiburan dan Rekreasi	-	-	-	-
124	Perkhidmatan Swasta Lain	19,402	20,134	77,623	-
	JUMLAH INPUT PERANTARAAN	**10,151,256**	**3,846,628**	**12,322,791**	**6,223,928**
	Pembelian Langsung oleh Residen di Luar Negeri	-	-	-	-
	Pembelian Dalam Negeri oleh Bukan Residen	-	-	-	-
	JUMLAH INPUT	**10,151,256**	**3,846,628**	**12,322,791**	**6,223,928**
	Komoditi Import	**2,426,446**	**1,297,255**	**1,448,969**	**390,235**
	Cukai ke atas Produk	191,758	69,689	147,658	45,886
	Subsidi ke atas Produk	2,447	1,922	148,525	-
	Nilai Ditambah Kasar	23,198,856	5,514,509	24,115,648	32,628,737
	Pampasan Pekerja	4,365,578	2,229,684	4,955,587	-
	Cukai Bersih Lain ke atas Pengeluaran	113,474	35,559	119,427	-
	Lebihan Kendalian, Kasar	18,719,803	3,249,267	19,040,634	32,628,737
	Penggunaan Modal Tetap	1,432,614	427,251	8,257,146	21,677,864
	Lebihan Kendalian, Bersih	17,287,189	2,822,016	10,783,488	10,950,873
	JUMLAH OUTPUT	**35,965,869**	**10,726,160**	**37,886,541**	**39,288,785**

Jadual 3: Jadual Penggunaan Domestik pada Harga Asas, Komoditi mengikut Aktiviti (RM'000), 2019

Table 3: Domestic Use Tables at Basic Prices, Commodity by Activity (RM'000), 2019

Sewaan dan Pajakan *Rental and Leasing*	Penyelidikan dan Pembangunan Saintifik *Scientific Research and Development*	Profesional *Professional*	Perkhidmatan Perniagaan *Business Services*	Activity / Commodity	
113	114	115	116		
10	30,011	122,976	4,281	Computers, Peripheral, Office Equipment and Machinery	69
-	-	-	-	Electric Motors, Generators and Transformers	70
675	-	-	12,539	Electricity Distribution & Control Apparatus, Batteries and Accumulators	71
-	-	-	-	Fibre Optic Cables, Electronic and Other Electric	72
454	-	-	6,540	Wiring Devices, Electric Lighting Equipment and Other Electrical	73
-	-	-	-	Electronic Components and Boards	74
21,791	20,305	877,964	169,315	Communication Equipment and Consumer Electronics	75
-	-	-	-	Irradiation Equipment, Electro Medical and Electrotherapeutic	76
-	7,064	466,634	-	Measuring Equipment, Testing, Navigating and Control	77
-	-	51	-	Optical Instruments, Photographic Equipment, Magnetic and Optical Media	78
-	-	-	-	Watches and Clocks	79
142,711	2,907	106,035	665,215	Motor Vehicles, Trailers and Semi Trailers	80
-	-	-	-	Motorcycles	81
-	-	-	-	Ships, Boats, Bicycles and Invalid Carriages	82
-	-	-	-	Other Transport Equipment	83
1,066	-	3,024	10,453	Other Manufacturing	84
69,976	-	136,622	201,836	Repair & Installation of Machinery and Equipment	85
24,172	63,401	504,314	167,808	Electricity and Gas	86
4,137	11,772	56,072	34,396	Water	87
5,584	4,841	32,587	30,437	Sewerage, Waste Management and Remediation Activities	88
-	-	-	-	Residential Buildings	89
-	-	-	-	Non-Residential Buildings	90
-	-	-	-	Civil Engineering	91
349,294	70,417	472,121	795,345	Specialised Construction Activities	92
101,231	62,700	918,339	561,687	Wholesale & Retail Trade, Repair of Motor Vehicles and Motorcycles	93
133,145	-	50,589	987,170	Accommodation	94
44,885	20,722	669,920	532,287	Food and Beverage	95
18,142	4,978	88,220	76,392	Land Transport	96
4,975	1,740	28,379	41,735	Water Transport	97
25,642	68,967	819,515	635,497	Air Transport	98
1,693	604	9,961	14,076	Warehousing and Support Activities for Transportation	99
-	-	-	-	Services Incidental to Water and Air Transportation	100
-	-	-	-	Highway Operation Services, Bridge and Tunnel	101
2,857	2,526	86,365	35,174	Postal and Courier Activities	102
-	-	4,093	-	Publishing Activities	103
51,398	14,202	494,726	290,971	Telecommunications	104
-	-	-	-	Motion Picture, Programming and Broadcasting Activities	105
953	2,879	23,237	6,358	Computer and Information Services	106
214,991	665	9,305	1,215,089	Monetary Intermediation	107
5,126	1,011	331,417	44,354	Other Financial Service	108
47,318	6,275	145,639	172,933	Insurance/ Takaful and Pension Funding	109
1,729	1,768	36,224	13,023	Activities Auxiliary to Financial Service and Insurance/ Takaful	110
23,134	7,348	295,571	629,687	Real Estate	111
-	-	-	-	Ownership of Dwellings	112
4,256	36,652	112,382	71,897	Rental and Leasing	113
-	-	-	-	Scientific Research and Development	114
183,226	304,158	7,146,432	4,286,767	Professional	115
112,976	51,116	381,130	3,168,720	Business Services	116
-	-	-	-	Public Administration	117
-	-	-	-	Education	118
-	-	-	-	Health	119
-	-	-	-	Public Order and Safety	120
-	-	-	-	Other Public Administration	121
-	-	-	-	Non-Profit Institutions Serving Households	122
-	-	-	-	Arts, Entertainment and Recreation	123
3,555	-	172,608	15,249	Other Private Services	124
1,768,227	**893,417**	**16,187,426**	**15,938,103**	TOTAL INTERMEDIATE INPUT	
-	-	-	-	Direct Purchases Abroad by Residents	
-	-	-	-	Domestic Purchases by Non-Residents	
1,768,227	**893,417**	**16,187,426**	**15,938,103**	TOTAL INPUT	
243,315	**317,403**	**3,726,618**	**2,383,463**	Imported Commodities	
49,010	15,979	320,858	397,648	Taxes on Products	
3,894	1,571	32,113	24,921	Subsidies on Products	
2,659,224	2,047,391	31,560,947	11,861,360	Gross Value Added	
736,252	717,373	15,681,868	6,000,039	Compensation of Employees	
14,826	10,433	164,306	95,898	Other Net Taxes on Production	
1,908,146	1,319,585	15,714,772	5,765,422	Operating Surplus, Gross	
76,568	53,135	840,451	496,111	Consumption of Fixed Capital	
1,831,578	1,266,450	14,874,321	5,269,311	Operating Surplus, Net	
4,715,882	**3,272,620**	**51,763,735**	**30,555,654**	TOTAL OUTPUT	

Jadual 3: Jadual Penggunaan Domestik pada Harga Asas, Komoditi mengikut Aktiviti (RM'000), 2019

Table 3: Domestic Use Tables at Basic Prices, Commodity by Activity (RM'000), 2019

	Komoditi \ Aktiviti	Pentadbiran Awam *Public Administration*	Pendidikan *Education*	Kesihatan *Health*	Ketenteraman dan Keselamatan Awam *Public Order and Safety*
		117	118	119	120
1	Padi	-	-	-	-
2	Tanaman Makanan	-	-	-	-
3	Sayur-sayuran	-	-	-	-
4	Buah-buahan	-	-	-	-
5	Getah	-	-	-	-
6	Kelapa Sawit	-	-	-	-
7	Tanaman Bunga	-	-	-	-
8	Pertanian Lain	-	-	-	-
9	Ternakan Ayam dan Itik	-	-	-	-
10	Ternakan Lain	-	-	-	-
11	Perhutanan dan Pembalakan	-	-	-	-
12	Perikanan dan Akuakultur	-	-	-	-
13	Minyak Mentah dan Gas Asli	-	-	-	-
14	Perlombongan Bijih Besi	-	-	-	-
15	Pengkuarian Batu, Pasir dan Tanah Liat	-	-	-	-
16	Perlombongan dan Pengkuarian Lain	-	-	-	-
17	Pemprosesan dan Pengawetan Daging	4,749	-	17,031	13,087
18	Pemprosesan dan Pengawetan Makanan Laut	4,283	-	24,195	7,706
19	Pemprosesan dan Pengawetan Buah-buahan & Sayur-sayuran	1,799	1	6,580	3,321
20	Produk Tenusu	1,687	-	9,066	1,225
21	Minyak & Lemak Sayuran dan Haiwan	3,368	1	15,105	3,176
22	Produk Bijian, Kanji dan Produk Berkanji	915	-	2,974	1,680
23	Produk Bakeri	698	2	5,234	1,380
24	Manisan	-	-	-	-
25	Prosesan Makanan Lain	20,090	29,650	12,138	8,224
26	Makanan Haiwan Tersedia	30,950	77	44	2,448
27	Spirit, Wain dan Minuman Keras	-	-	-	-
28	Minuman Ringan, Air Mineral dan Minuman Lain yang Dibotolkan	3,343	657	2,529	3,778
29	Produk Tembakau	-	-	-	-
30	Penyediaan, Pemintalan dan Penenunan Tekstil	203	166	459	2,387
31	Penyiapan Akhir Tekstil	-	-	-	-
32	Tekstil Lain	-	-	-	-
33	Pakaian	56,751	11,254	15,451	55,324
34	Produk Kulit	-	-	-	-
35	Kasut	-	-	-	-
36	Pengilangan dan Pengetaman Kayu	1,238	294	26	1,393
37	Kepingan Venier dan Panel berasaskan Kayu	3,605	359	34	797
38	Pertukangan Kayu dan Tanggam untuk Jurubina	368	548	21	630
39	Bekas Kayu dan Produk Kayu Lain	-	-	-	-
40	Kertas dan Produk Kertas	3,935	173,329	10,995	491
41	Perabot	3,939	331	712	635
42	Penerbitan Semula Media Rakaman	-	-	-	-
43	Percetakan	200,242	212,709	106,552	54,575
44	Kok dan Produk Petroleum Bertapis	360,380	166,771	212,325	122,355
45	Kimia Asas	12,976	2,019	9,613	6,371
46	Baja dan Sebatian Nitrogen	20,668	42	9,465	244
47	Cat dan Varnis	1,700	1,026	63	3,309
48	Produk Farmaseutikal, Kimia Perubatan dan Botani	44,281	116,303	687,902	6,496
49	Sabun & Bahan Pencuci, Pencuci dan Pengilat, Pewangi dan Dandanan Diri	730	144	753	1,013
50	Produk Kimia Lain	3,998	281	2,552	952
51	Tayar dan Tiub Getah	9,384	549	1,135	30,686
52	Prosesan Getah	152	38	17	414
53	Sarung Tangan Getah	23	7	1	37
54	Produk Getah Lain	188	59	7	279
55	Produk Plastik	1,619	38	57,902	456
56	Kaca dan Produk Kaca	17	9	-	16
57	Produk Refraktori, Tanah Liat, Porselin dan Seramik	2,395	975	88	2,129
58	Simen, Kapur dan Plaster	-	-	-	-
59	Produk Mineral bukan Logam	16,676	528	108	1,163
60	Besi dan Keluli Asas	1,199	159	4	932
61	Logam Asas Berharga dan Logam bukan Ferus Lain	1,532	148	1	453
62	Pengacuan Logam	-	-	-	-
63	Produk Struktur Logam, Tangki, Takungan dan Penjana Wap	274	36	1	213
64	Produk Logam Lain yang Direka	4,349	180	86	163,723
65	Enjin & Turbin, Alatan Kuasa Bendalir, Pam, Pemampat, Kepala Paip dan Injap Lain	5,801	1,846	1,537	341
66	Jentera Kegunaan Umum Lain	2,064	457	826	1,143
67	Senjata, Peluru dan Mesin bertujuan Khas	2,139	319	83	21,142
68	Perkakasan Domestik	8	1	-	-

Jadual 3: Jadual Penggunaan Domestik pada Harga Asas, Komoditi mengikut Aktiviti (RM'000), 2019

Table 3: Domestic Use Tables at Basic Prices, Commodity by Activity (RM'000), 2019

Pentadbiran Awam Lain *Other Public Administration*	Institusi bukan Keuntungan yang Berkhidmat kepada Isi rumah *Non-Profit Institutions Serving Households*	Kesenian, Hiburan dan Rekreasi *Arts, Entertainment and Recreation*	Perkhidmatan Swasta Lain *Other Private Services*	Jumlah Penggunaan Perantaraan *Total Intermediate Use*	Activity / Commodity	
121	122	123	124			
-	-	-	-	2,276,532	Paddy	1
-	-	-	-	1,163,094	Food Crops	2
-	-	-	-	936,747	Vegetables	3
-	-	-	-	919,451	Fruits	4
-	-	-	-	387,241	Rubber	5
-	-	-	-	39,576,010	Oil Palm	6
-	-	-	-	413,566	Flower Plants	7
-	-	-	-	3,496,555	Other Agriculture	8
-	-	-	-	4,049,637	Poultry Farming	9
-	-	-	-	4,581,490	Other Livestock	10
-	-	-	-	6,888,078	Forestry and Logging	11
-	-	-	-	5,142,608	Fishing and Aquaculture	12
-	-	-	-	87,774,386	Crude Oil and Natural Gas	13
-	-	-	-	607,211	Mining of Metal Ores	14
-	-	-	-	9,350,806	Quarrying of Stone, Sand and Clay	15
-	-	-	-	646,760	Other Mining and Quarrying	16
264	-	-	-	1,231,189	Processing and Preserving of Meat	17
205	-	-	-	1,153,759	Processing and Preserving of Seafood	18
89	-	-	-	411,700	Processing and Preserving of Fruits & Vegetables	19
44	-	-	-	1,584,930	Dairy Products	20
95	-	-	-	45,925,374	Vegetable & Animal Oils and Fats	21
28	-	-	-	939,145	Grain Mill Products, Starches and Starch Products	22
113	-	-	-	210,945	Bakery Products	23
-	-	-	-	5,797,552	Confectionery	24
2,028	-	-	-	1,869,336	Other Food Processing	25
233	-	-	-	9,502,192	Prepared Animal Feeds	26
-	-	-	-	1,606,685	Spirits, Wines and Liquors	27
149	-	-	-	2,330,211	Soft Drinks, Mineral Waters and Other Bottled Waters	28
-	-	-	-	671,596	Tobacco Products	29
33	-	-	-	551,841	Preparation, Spinning and Weaving of Textiles	30
-	-	-	-	980,355	Finishing of Textiles	31
-	-	-	-	772,166	Other Textiles	32
1,498	1,021	9,281	2,665	2,048,910	Wearing Apparel	33
-	-	-	-	182,848	Leather Products	34
-	-	-	-	369,210	Footwear	35
41	-	-	-	6,259,137	Sawmilling and Planning of Wood	36
68	-	-	-	10,513,571	Veneer Sheets and Wood-based Panels	37
96	-	-	-	1,466,798	Builders' Carpentry and Joinery	38
-	-	-	-	971,002	Wooden Containers and Other Wood Products	39
45	-	-	-	4,147,233	Paper and Paper Products	40
87	-	-	-	529,510	Furniture	41
-	-	-	-	11,699	Reproduction of Recorded Media	42
19,311	6,033	99,317	13,229	8,331,130	Printing	43
37,537	240,906	863,297	116,399	127,007,062	Coke and Refined Petroleum Products	44
736	-	-	-	46,961,220	Basic Chemicals	45
582	-	-	-	3,601,696	Fertilizers and Nitrogen Compounds	46
179	-	-	-	4,688,361	Paints and Varnishes	47
1,555	-	-	-	1,601,437	Pharmaceuticals, Medicinal Chemical and Botanical Products	48
94	-	-	-	1,516,793	Soaps & Detergents, Cleaning & Polishing, Perfumes and Toilet Preparations	49
160	-	-	-	16,268,497	Other Chemicals Products	50
751	-	-	-	3,009,672	Rubber Tyres and Tubes	51
2	-	-	-	6,022,304	Rubber Processing	52
1	-	-	-	502,356	Rubber Gloves	53
9	-	-	-	2,765,301	Other Rubber Products	54
32	-	-	17,718	14,771,030	Plastic Products	55
1	-	-	-	670,657	Glass and Glass Products	56
489	-	-	-	3,043,969	Refractory, Clay, Porcelain and Ceramic Products	57
-	-	-	-	11,362,652	Cement, Lime and Plaster	58
1,709	-	-	-	18,957,068	Non-Metallic Mineral Products	59
52	-	-	-	14,549,156	Basic Iron and Steel	60
54	-	-	-	8,075,775	Basic Precious and Other Non-Ferrous Metals	61
-	-	-	-	2,340,764	Casting of Metals	62
12	-	-	-	13,698,492	Structural Metal Products, Tanks, Reservoirs and Steam Generators	63
2,132	-	-	-	33,394,308	Other Fabricated Metal Products	64
37	-	-	-	698,055	Engines & Turbines, Fluid Power Equipment, Other Pumps, Compressors, Taps and Valves	65
47	-	-	-	1,953,359	Other General Purpose Machinery	66
152	-	-	-	3,548,921	Weapons, Ammunition and Special Purpose Machinery	67
8	-	-	-	76,136	Domestic Appliances	68

Jadual 3: Jadual Penggunaan Domestik pada Harga Asas, Komoditi mengikut Aktiviti (RM'000), 2019

Table 3: Domestic Use Tables at Basic Prices, Commodity by Activity (RM'000), 2019

	Komoditi \ Aktiviti	Pentadbiran Awam *Public Administration*	Pendidikan *Education*	Kesihatan *Health*	Ketenteraman dan Keselamatan Awam *Public Order and Safety*
		117	118	119	120
69	Komputer, Peranti, Mesin dan Kelengkapan Pejabat	815	4,266	30	50
70	Motor Elektrik, Penjana dan Transformer	-	-	-	-
71	Perkakasan Pengagihan & Pengawalan Elektrik, Bateri dan Akumulator	118,858	12,889	6,900	21,069
72	Kabel Gentian Optikal, Elektronik dan Elektrik Lain	-	-	-	-
73	Alatan Pendawaian, Kelengkapan Pencahayaan Elektrik dan Elektrik Lain	84,188	18,366	36,113	31,627
74	Komponen dan Papan Elektronik	20,065	8,377	791	3,240
75	Peralatan Komunikasi dan Elektronik Pengguna	578,609	765,268	30,255	99,107
76	Peralatan Penyinaran, Perubatan Elektro dan Elektroterapeutik	104	-	2,532	470
77	Kelengkapan Mengukur, Menguji, Memandu Arah dan Kawalan	435,369	27,907	738,223	4,676
78	Instrumen Optikal, Alatan Fotografi, Media Magnetik dan Optikal	3,830	217	251	976
79	Jam Tangan dan Jam	-	-	-	-
80	Kenderaan Bermotor, Treler dan Semi Treler	1,491,451	817,152	936,997	649,206
81	Motosikal	-	-	-	-
82	Kapal, Bot, Basikal dan 'Invalid Carriages'	-	-	-	-
83	Kelengkapan Pengangkutan Lain	-	-	-	-
84	Pembuatan Lain	45,709	30,663	34,577	5,339
85	Pembaikan & Pemasangan Mesin dan Kelengkapan	11,041	30,204	70,525	7,919
86	Elektrik dan Gas	1,842,461	1,817,189	1,040,424	219,979
87	Air	34,439	76,862	43,814	53,922
88	Pembetungan, Pengurusan Sisa dan Aktiviti Pemulihan	636,509	82,405	630,346	29,677
89	Bangunan Kediaman	-	-	-	-
90	Bangunan Bukan Kediaman	-	-	-	-
91	Kejuruteraan Awam	2,347,275	20,588	33,649	241,883
92	Aktiviti Pembinaan Pertukangan Khas	-	392,865	163,026	-
93	Perdagangan Borong & Runcit, Pembaikan Kenderaan Bermotor dan Motosikal	1,646,942	1,198,616	1,298,549	394,729
94	Penginapan	489,997	197,606	133,158	100,875
95	Makanan dan Minuman	1,407,493	554,621	424,561	345,253
96	Pengangkutan Darat	320,423	122,051	98,134	33,777
97	Pengangkutan Air	52,627	37,366	33,989	15,520
98	Pengangkutan Udara	1,755,127	135,938	176,244	76,756
99	Penggudangan dan Aktiviti Sokongan untuk Pengangkutan	86,488	16,906	14,136	6,877
100	Perkhidmatan berkaitan Pengangkutan Air dan Udara	269,482	187	698	406,223
101	Perkhidmatan Operasi Lebuhraya, Jambatan dan Terowong	-	-	-	-
102	Perkhidmatan Pos dan Kurier	134,007	227,461	8,291	2,217
103	Aktiviti Penerbitan	14,462	21,753	596	301
104	Telekomunikasi	124,218	117,715	108,482	120,398
105	Aktiviti Wayang Gambar, Pemprograman dan Penyiaran	429,899	235,982	8,123	279,314
106	Perkhidmatan Komputer dan Maklumat	67,217	17,202	19,814	1,845
107	Perantaraan Kewangan	310,478	90,515	290,999	18,922
108	Perkhidmatan Kewangan Lain	35,544	43,852	144,719	-
109	Insurans/ Takaful dan Tabungan Pencen	3,567	34,795	109,380	80
110	Aktiviti Sokongan Perkhidmatan Kewangan dan Insurans/ Takaful	15,814	2,613	4,005	1,678
111	Hartanah	587,833	189,757	79,796	113,305
112	Pemilikan Kediaman	-	-	-	-
113	Sewaan dan Pajakan	484,891	132,333	40,770	78,384
114	Penyelidikan dan Pembangunan Saintifik	-	-	-	-
115	Profesional	1,812,446	3,208,061	877,022	1,344,795
116	Perkhidmatan Perniagaan	192,091	95,674	124,710	11,264
117	Pentadbiran Awam	43	299,004	21,879	180,176
118	Pendidikan	119	1,210,913	60,193	908,722
119	Kesihatan	-	-	9,048,298	-
120	Ketenteraman dan Keselamatan Awam	-	-	-	-
121	Pentadbiran Awam Lain	-	-	-	-
122	Institusi bukan Keuntungan yang Berkhidmat kepada Isi Rumah	-	-	-	-
123	Kesenian, Hiburan dan Rekreasi	226,304	106,329	1,200,974	16,646
124	Perkhidmatan Swasta Lain	222,379	84,411	82,950	92,437
	JUMLAH INPUT PERANTARAAN	**19,175,332**	**13,208,191**	**19,392,537**	**6,445,760**
	Pembelian Langsung oleh Residen di Luar Negeri	-	-	-	-
	Pembelian Dalam Negeri oleh Bukan Residen	-	-	-	-
	JUMLAH INPUT	**19,175,332**	**13,208,191**	**19,392,537**	**6,445,760**
	Komoditi Import	**3,491,395**	**2,831,447**	**3,343,891**	**1,266,776**
	Cukai ke atas Produk	-	303,078	131,966	-
	Subsidi ke atas Produk	-	6,459	3,804	-
	Nilai Ditambah Kasar	34,322,654	59,742,566	28,914,149	18,015,959
	Pampasan Pekerja	30,115,333	49,266,523	22,665,396	15,807,536
	Cukai Bersih Lain ke atas Pengeluaran	-	242,366	163,687	-
	Lebihan Kendalian, Kasar	4,207,321	10,233,677	6,085,067	2,208,423
	Penggunaan Modal Tetap	4,207,321	6,788,234	4,457,795	2,208,423
	Lebihan Kendalian, Bersih	-	3,445,443	1,627,272	-
	JUMLAH OUTPUT	**56,989,381**	**76,078,822**	**51,778,738**	**25,728,495**

Jadual 3: Jadual Penggunaan Domestik pada Harga Asas, Komoditi mengikut Aktiviti (RM'000), 2019

Table 3: Domestic Use Tables at Basic Prices, Commodity by Activity (RM'000), 2019

Pentadbiran Awam Lain *Other Public Administration*	Institusi bukan Keuntungan yang Berkhidmat kepada Isi rumah *Non-Profit Institutions Serving Households*	Kesenian, Hiburan dan Rekreasi *Arts, Entertainment and Recreation*	Perkhidmatan Swasta Lain *Other Private Services*	Jumlah Penggunaan Perantaraan *Total Intermediate Use*	Activity / Commodity	
121	122	123	124			
8	-	-	-	2,029,071	Computers, Peripheral, Office Equipment and Machinery	69
-	-	-	-	219,939	Electric Motors, Generators and Transformers	70
1,362	-	-	-	6,707,079	Electricity Distribution & Control Apparatus, Batteries and Accumulators	71
-	-	-	-	5,899,543	Fibre Optic Cables, Electronic and Other Electric	72
5,340	-	862	-	2,034,820	Wiring Devices, Electric Lighting Equipment and Other Electrical	73
1,411	-	-	-	96,981,318	Electronic Components and Boards	74
14,214	-	-	-	35,239,668	Communication Equipment and Consumer Electronics	75
4	-	-	-	327,173	Irradiation Equipment, Electro Medical and Electrotherapeutic	76
18,336	-	-	-	3,494,739	Measuring Equipment, Testing, Navigating and Control	77
47	-	-	-	2,959,957	Optical Instruments, Photographic Equipment, Magnetic and Optical Media	78
-	-	-	-	196,066	Watches and Clocks	79
113,856	3,118	334,114	159,469	34,658,735	Motor Vehicles, Trailers and Semi Trailers	80
-	-	-	-	-	Motorcycles	81
-	-	-	-	4,607,652	Ships, Boats, Bicycles and Invalid Carriages	82
-	-	-	-	917,293	Other Transport Equipment	83
13,430	1,014	119,148	1,946	968,772	Other Manufacturing	84
1,660	-	109,048	5,837	17,678,962	Repair & Installation of Machinery and Equipment	85
452,977	95,881	888,694	101,373	56,608,899	Electricity and Gas	86
6,882	24,851	212,320	11,973	5,933,391	Water	87
32,616	2,461	52,585	3,621	7,467,329	Sewerage, Waste Management and Remediation Activities	88
-	-	-	-	-	Residential Buildings	89
-	-	-	-	-	Non-Residential Buildings	90
44,776	-	-	-	4,747,873	Civil Engineering	91
-	-	240,658	-	39,290,833	Specialised Construction Activities	92
183,141	85,070	678,316	135,593	212,584,290	Wholesale & Retail Trade, Repair of Motor Vehicles and Motorcycles	93
2,961	-	56,019	-	5,719,703	Accommodation	94
94,117	14,838	826,213	14,630	16,631,062	Food and Beverage	95
36,796	6,999	54,511	7,783	20,028,767	Land Transport	96
10,521	2,440	19,030	2,714	6,477,420	Water Transport	97
20,151	758	5,920	843	12,064,263	Air Transport	98
4,837	846	6,602	941	4,418,481	Warehousing and Support Activities for Transportation	99
19	-	-	-	6,086,925	Services Incidental to Water and Air Transportation	100
-	-	-	-	4,326,886	Highway Operation Services, Bridge and Tunnel	101
2,495	1,028	6,479	2,766	1,939,527	Postal and Courier Activities	102
1,383	-	-	-	2,789,134	Publishing Activities	103
32,779	18,709	1,686,423	2,353,937	40,861,936	Telecommunications	104
61,393	-	-	-	4,689,721	Motion Picture, Programming and Broadcasting Activities	105
18,253	71	-	375	12,218,749	Computer and Information Services	106
24,534	45,992	963,051	307,453	42,289,199	Monetary Intermediation	107
4,686	1,031	24,705	56,006	11,466,726	Other Financial Service	108
62	2,569	43,138	8,365	8,266,098	Insurance/ Takaful and Pension Funding	109
56	265	4,989	894	3,979,530	Activities Auxiliary to Financial Service and Insurance/ Takaful	110
46,110	4,094	77,544	15,874	11,689,399	Real Estate	111
-	-	-	-	-	Ownership of Dwellings	112
31,970	-	51,107	-	4,569,617	Rental and Leasing	113
-	-	-	-	-	Scientific Research and Development	114
36,894	53,839	3,653,132	92,530	97,265,247	Professional	115
173,885	44,891	602,016	194,106	17,595,845	Business Services	116
94	-	-	-	501,196	Public Administration	117
258	-	-	-	2,180,205	Education	118
-	-	-	-	9,048,298	Health	119
-	-	-	-	-	Public Order and Safety	120
-	-	-	-	-	Other Public Administration	121
-	-	-	-	-	Non-Profit Institutions Serving Households	122
158,476	-	339,663	-	2,238,835	Arts, Entertainment and Recreation	123
2,476	2,739	77,463	675,393	3,984,192	Other Private Services	124
1,726,023	**661,465**	**12,105,645**	**4,304,433**	**1,514,545,605**	TOTAL INTERMEDIATE INPUT	
-	-	-	-	-	Direct Purchases Abroad by Residents	
-	-	-	-	-	Domestic Purchases by Non-Residents	
1,726,023	**661,465**	**12,105,645**	**4,304,433**	**1,514,545,605**	TOTAL INPUT	
270,714	**59,960**	**2,509,911**	**381,969**	**465,989,439**	Imported Commodities	
-	4,797	222,011	68,527	21,999,026	Taxes on Products	
-	9,324	33,414	4,505	6,112,852	Subsidies on Products	
4,298,909	398,577	10,922,783	6,446,011	1,467,793,642	Gross Value Added	
3,771,942	354,176	2,833,880	3,882,107	542,657,944	Compensation of Employees	
-	3,539	81,177	35,408	10,658,509	Other Net Taxes on Production	
526,967	40,862	8,007,726	2,528,497	914,477,189	Operating Surplus, Gross	
526,967	18,111	417,710	181,789	219,116,493	Consumption of Fixed Capital	
-	22,750	7,590,016	2,346,708	695,360,696	Operating Surplus, Net	
6,295,645	**1,115,474**	**25,726,935**	**11,196,434**	**3,464,214,860**	TOTAL OUTPUT	

Jadual 3: Jadual Penggunaan Domestik pada Harga Asas, Komoditi mengikut Aktiviti (RM'000), 2019

Table 3: Domestic Use Tables at Basic Prices, Commodity by Activity (RM'000), 2019

	Komoditi / Aktiviti	Perbelanjaan Swasta *Private Consumption*	Perbelanjaan Kerajaan *Government Consumption*	Pembentukan Modal Tetap Kasar *Gross Fixed Capital Formation*	Perubahan Inventori *Changes in Inventories*
1	Padi	-	-	-	(1,677)
2	Tanaman Makanan	875,129	-	232,379	(92,704)
3	Sayur-sayuran	11,953,369	-	-	(338,517)
4	Buah-buahan	4,975,115	-	48,451	(120,296)
5	Getah	-	-	696,230	(16,691)
6	Kelapa Sawit	-	-	3,308,423	(379,452)
7	Tanaman Bunga	6,138,391	-	-	(74,754)
8	Pertanian Lain	631,188	-	-	65,069
9	Ternakan Ayam dan Itik	19,427,199	-	1,215,330	(470,662)
10	Ternakan Lain	805,610	-	192,600	(1,662,394)
11	Perhutanan dan Pembalakan	116,792	-	-	(747,151)
12	Perikanan dan Akuakultur	10,203,070	-	13,626	(205,329)
13	Minyak Mentah dan Gas Asli	-	-	3,541,228	(3,106,796)
14	Perlombongan Bijih Besi	-	-	9,308	81,911
15	Pengkuarian Batu, Pasir dan Tanah Liat	-	-	1,101	(58,777)
16	Perlombongan dan Pengkuarian Lain	-	-	-	7,255
17	Pemprosesan dan Pengawetan Daging	6,325,423	-	-	(57,057)
18	Pemprosesan dan Pengawetan Makanan Laut	4,015,595	-	-	(225,559)
19	Pemprosesan dan Pengawetan Buah-buahan & Sayur-sayuran	366,102	-	-	(19,957)
20	Produk Tenusu	7,615,980	-	-	(179,082)
21	Minyak & Lemak Sayuran dan Haiwan	42,029,527	-	-	(220,514)
22	Produk Bijian, Kanji dan Produk Berkanji	7,858,577	-	-	(648,318)
23	Produk Bakeri	8,415,963	-	-	(705,690)
24	Manisan	4,962,148	-	-	118,453
25	Prosesan Makanan Lain	14,584,465	-	-	(5,405,522)
26	Makanan Haiwan Tersedia	1,208,538	-	-	(515,947)
27	Spirit, Wain dan Minuman Keras	3,178,390	-	-	(502,181)
28	Minuman Ringan, Air Mineral dan Minuman Lain yang Dibotolkan	5,336,955	-	-	(178,054)
29	Produk Tembakau	5,759,634	-	-	(356,631)
30	Penyediaan, Pemintalan dan Penenunan Tekstil	4,288,117	-	-	(1,409,447)
31	Penyiapan Akhir Tekstil	661,070	-	-	(54,681)
32	Tekstil Lain	996,237	-	1,439	(22,094)
33	Pakaian	7,321,678	-	-	(139,300)
34	Produk Kulit	917,044	-	-	(104,210)
35	Kasut	1,002,070	-	-	(235,620)
36	Pengilangan dan Pengetaman Kayu	-	-	-	(129,386)
37	Kepingan Venier dan Panel berasaskan Kayu	-	-	-	130,522
38	Pertukangan Kayu dan Tanggam untuk Jurubina	143,361	-	-	(325,820)
39	Bekas Kayu dan Produk Kayu Lain	1,178,774	-	-	9,624
40	Kertas dan Produk Kertas	13,820,279	-	-	(1,118,372)
41	Perabot	6,513,209	-	47,832	(222,411)
42	Penerbitan Semula Media Rakaman	51,589	-	-	71
43	Percetakan	3,061,330	-	-	(17,691)
44	Kok dan Produk Petroleum Bertapis	51,895,563	-	-	(2,064,507)
45	Kimia Asas	-	-	-	183,305
46	Baja dan Sebatian Nitrogen	317,168	-	-	(76,001)
47	Cat dan Varnis	668,033	-	-	(362,130)
48	Produk Farmaseutikal, Kimia Perubatan dan Botani	9,446,018	-	-	(7,160,752)
49	Sabun & Bahan Pencuci, Pencuci dan Pengilat, Pewangi dan Dandanan Diri	4,281,586	-	-	7,237
50	Produk Kimia Lain	842,448	-	-	162,084
51	Tayar dan Tiub Getah	-	-	-	20,868
52	Prosesan Getah	-	-	-	1,968
53	Sarung Tangan Getah	7,931,476	-	-	8,406
54	Produk Getah Lain	1,855,904	-	-	(49,175)
55	Produk Plastik	17,703,672	-	-	(4,706,481)
56	Kaca dan Produk Kaca	657,650	-	-	(444,438)
57	Produk Refraktori, Tanah Liat, Porselin dan Seramik	1,300,237	-	-	7,793
58	Simen, Kapur dan Plaster	-	-	-	(17,251)
59	Produk Mineral bukan Logam	63,132	-	-	(23,409)
60	Besi dan Keluli Asas	-	-	-	(983,321)
61	Logam Asas Berharga dan Logam bukan Ferus Lain	-	-	-	863,816
62	Pengacuan Logam	-	-	-	116,421
63	Produk Struktur Logam, Tangki, Takungan dan Penjana Wap	1,504,560	-	1,306,294	1,154,039
64	Produk Logam Lain yang Direka	1,216,938	-	60,594	(1,489,615)
65	Enjin & Turbin, Alatan Kuasa Bendalir, Pam, Pemampat, Kepala Paip dan Injap Lain	1,126,035	-	319,313	(180,031)
66	Jentera Kegunaan Umum Lain	2,303,742	-	415,024	(402,803)
67	Senjata, Peluru dan Mesin bertujuan Khas	596,100	-	479,609	1,486,201
68	Perkakasan Domestik	2,492,721	-	97,788	(3,520,930)

Jadual 3: Jadual Penggunaan Domestik pada Harga Asas, Komoditi mengikut Aktiviti (RM'000), 2019

Table 3: Domestic Use Tables at Basic Prices, Commodity by Activity (RM'000), 2019

Jumlah Penggunaan Domestik *Total Domestic Use*	Eksport *Exports*	Jumlah Penggunaan Akhir *Total Final Use*	Jumlah Penggunaan *Total Use*	*Activity* / *Commodity*	
(1,677)	-	(1,677)	2,274,855	*Paddy*	*1*
1,014,804	149,571	1,164,375	2,327,469	*Food Crops*	*2*
11,614,852	567,647	12,182,499	13,119,246	*Vegetables*	*3*
4,903,270	275,759	5,179,029	6,098,480	*Fruits*	*4*
679,539	2,966,953	3,646,492	4,033,734	*Rubber*	*5*
2,928,971	583,343	3,512,314	43,088,325	*Oil Palm*	*6*
6,063,637	374,169	6,437,806	6,851,372	*Flower Plants*	*7*
696,257	190,416	886,673	4,383,228	*Other Agriculture*	*8*
20,171,868	623,216	20,795,084	24,844,721	*Poultry Farming*	*9*
(664,184)	110,610	(553,574)	4,027,916	*Other Livestock*	*10*
(630,359)	1,481,375	851,016	7,739,094	*Forestry and Logging*	*11*
10,011,366	1,060,803	11,072,170	16,214,777	*Fishing and Aquaculture*	*12*
434,432	59,496,852	59,931,284	147,705,670	*Crude Oil and Natural Gas*	*13*
91,219	1,571,313	1,662,531	2,269,743	*Mining of Metal Ores*	*14*
(57,676)	710,500	652,824	10,003,630	*Quarrying of Stone, Sand and Clay*	*15*
7,255	320,841	328,096	974,855	*Other Mining and Quarrying*	*16*
6,268,366	132,737	6,401,103	7,632,292	*Processing and Preserving of Meat*	*17*
3,790,036	2,144,972	5,935,008	7,088,767	*Processing and Preserving of Seafood*	*18*
346,145	1,127,630	1,473,776	1,885,476	*Processing and Preserving of Fruits & Vegetables*	*19*
7,436,897	1,130,059	8,566,956	10,151,886	*Dairy Products*	*20*
41,809,013	38,260,049	80,069,062	125,994,436	*Vegetable & Animal Oils and Fats*	*21*
7,210,259	925,539	8,135,798	9,074,943	*Grain Mill Products, Starches and Starch Products*	*22*
7,710,273	2,314,293	10,024,566	10,235,512	*Bakery Products*	*23*
5,080,601	3,840,992	8,921,594	14,719,146	*Confectionery*	*24*
9,178,943	4,225,927	13,404,870	15,274,206	*Other Food Processing*	*25*
692,591	543,048	1,235,639	10,737,831	*Prepared Animal Feeds*	*26*
2,676,209	29,039	2,705,248	4,311,933	*Spirits, Wines and Liquors*	*27*
5,158,901	1,009,818	6,168,720	8,498,931	*Soft Drinks, Mineral Waters and Other Bottled Waters*	*28*
5,403,004	21,129	5,424,133	6,095,729	*Tobacco Products*	*29*
2,878,670	2,072,991	4,951,661	5,503,502	*Preparation, Spinning and Weaving of Textiles*	*30*
606,389	1,275	607,664	1,588,018	*Finishing of Textiles*	*31*
975,582	1,451,930	2,427,512	3,199,678	*Other Textiles*	*32*
7,182,378	38,587	7,220,964	9,269,874	*Wearing Apparel*	*33*
812,834	299,361	1,112,195	1,295,043	*Leather Products*	*34*
766,450	340,779	1,107,230	1,476,440	*Footwear*	*35*
(129,386)	5,948,394	5,819,008	12,078,145	*Sawmilling and Planning of Wood*	*36*
130,522	3,982,377	4,112,899	14,626,470	*Veneer Sheets and Wood-based Panels*	*37*
(182,459)	859,954	677,495	2,144,292	*Builders' Carpentry and Joinery*	*38*
1,188,398	431,385	1,619,783	2,590,785	*Wooden Containers and Other Wood Products*	*39*
12,701,908	4,659,815	17,361,723	21,508,956	*Paper and Paper Products*	*40*
6,338,631	9,077,422	15,416,053	15,945,562	*Furniture*	*41*
51,660	-	51,660	63,360	*Reproduction of Recorded Media*	*42*
3,043,639	613,685	3,657,324	11,988,454	*Printing*	*43*
49,831,055	385,529	50,216,584	177,223,646	*Coke and Refined Petroleum Products*	*44*
183,305	11,339,252	11,522,557	58,483,777	*Basic Chemicals*	*45*
241,167	3,296,107	3,537,274	7,138,970	*Fertilizers and Nitrogen Compounds*	*46*
305,904	1,859,371	2,165,275	6,853,636	*Paints and Varnishes*	*47*
2,285,266	1,432,485	3,717,751	5,319,189	*Pharmaceuticals, Medicinal Chemical and Botanical Products*	*48*
4,288,824	1,191,933	5,480,757	6,997,549	*Soaps & Detergents, Cleaning & Polishing, Perfumes and Toilet Preparations*	*49*
1,004,532	24,037,848	25,042,381	41,310,878	*Other Chemicals Products*	*50*
20,868	965,937	986,805	3,996,476	*Rubber Tyres and Tubes*	*51*
1,968	8,963,701	8,965,668	14,987,972	*Rubber Processing*	*52*
7,939,882	7,822,925	15,762,807	16,265,163	*Rubber Gloves*	*53*
1,806,729	1,014,393	2,821,122	5,586,423	*Other Rubber Products*	*54*
12,997,191	9,917,966	22,915,157	37,686,188	*Plastic Products*	*55*
213,212	5,561,059	5,774,271	6,444,928	*Glass and Glass Products*	*56*
1,308,030	907,795	2,215,825	5,259,794	*Refractory, Clay, Porcelain and Ceramic Products*	*57*
(17,251)	650,430	633,179	11,995,831	*Cement, Lime and Plaster*	*58*
39,722	5,761,269	5,800,992	24,758,059	*Non-Metallic Mineral Products*	*59*
(983,321)	17,353,698	16,370,377	30,919,533	*Basic Iron and Steel*	*60*
863,816	7,307,834	8,171,650	16,247,425	*Basic Precious and Other Non-Ferrous Metals*	*61*
116,421	431,929	548,349	2,889,114	*Casting of Metals*	*62*
3,964,893	3,280,794	7,245,687	20,944,179	*Structural Metal Products, Tanks, Reservoirs and Steam Generators*	*63*
(212,083)	7,298,019	7,085,936	40,480,243	*Other Fabricated Metal Products*	*64*
1,265,317	1,759,402	3,024,719	3,722,774	*Engines & Turbines, Fluid Power Equipment, Other Pumps, Compressors, Taps and Valves*	*65*
2,315,963	11,585,070	13,901,033	15,854,392	*Other General Purpose Machinery*	*66*
2,561,909	8,883,780	11,445,689	14,994,611	*Weapons, Ammunition and Special Purpose Machinery*	*67*
(930,421)	7,630,890	6,700,469	6,776,605	*Domestic Appliances*	*68*

Jadual 3: Jadual Penggunaan Domestik pada Harga Asas, Komoditi mengikut Aktiviti (RM'000), 2019

Table 3: Domestic Use Tables at Basic Prices, Commodity by Activity (RM'000), 2019

	Komoditi / Aktiviti	Perbelanjaan Swasta *Private Consumption*	Perbelanjaan Kerajaan *Government Consumption*	Pembentukan Modal Tetap Kasar *Gross Fixed Capital Formation*	Perubahan Inventori *Changes in Inventories*
69	Komputer, Peranti, Mesin dan Kelengkapan Pejabat	1,135,072	-	119,496	(5,084,902)
70	Motor Elektrik, Penjana dan Transformer	-	-	40,445	(60,644)
71	Perkakasan Pengagihan & Pengawalan Elektrik, Bateri dan Akumulator	637,044	-	1,195,592	(1,235,337)
72	Kabel Gentian Optikal, Elektronik dan Elektrik Lain	3,411,563	-	38,722	14,883
73	Alatan Pendawaian, Kelengkapan Pencahayaan Elektrik dan Elektrik Lain	670,075	-	2,344	(68,643)
74	Komponen dan Papan Elektronik	-	-	-	687,833
75	Peralatan Komunikasi dan Elektronik Pengguna	9,298,705	-	46,791	334,716
76	Peralatan Penyinaran, Perubatan Elektro dan Elektroterapeutik	137,917	-	48,167	5,028
77	Kelengkapan Mengukur, Menguji, Memandu Arah dan Kawalan	-	-	135,512	(36,833)
78	Instrumen Optikal, Alatan Fotografi, Media Magnetik dan Optikal	292,858	-	616,872	(6,590)
79	Jam Tangan dan Jam	697,855	-	813	(543,216)
80	Kenderaan Bermotor, Treler dan Semi Treler	18,619,289	-	38,455	252,162
81	Motosikal	1,888,152	-	923,191	(7,111)
82	Kapal, Bot, Basikal dan 'Invalid Carriages'	1,136,078	-	8,657,843	(353,233)
83	Kelengkapan Pengangkutan Lain	-	-	104,616	(5,146)
84	Pembuatan Lain	8,452,709	-	28,465	(6,725,644)
85	Pembaikan & Pemasangan Mesin dan Kelengkapan	12,995	-	-	3,290
86	Elektrik dan Gas	7,168,453	-	-	25,260
87	Air	3,271,758	-	-	(962)
88	Pembetungan, Pengurusan Sisa dan Aktiviti Pemulihan	303,118	392,181	-	(4,589)
89	Bangunan Kediaman	-	-	47,657,116	537,230
90	Bangunan Bukan Kediaman	-	-	33,717,467	12,770,162
91	Kejuruteraan Awam	-	-	85,258,402	773,699
92	Aktiviti Pembinaan Pertukangan Khas	-	-	4,704,965	1,072,867
93	Perdagangan Borong & Runcit, Pembaikan Kenderaan Bermotor dan Motosikal	75,657,354	89,107	16,043,179	-
94	Penginapan	7,529,439	-	-	-
95	Makanan dan Minuman	91,556,206	-	-	-
96	Pengangkutan Darat	9,138,457	7,097	1,299,227	-
97	Pengangkutan Air	3,474,775	2,664	485,597	-
98	Pengangkutan Udara	1,927,491	802	146,181	-
99	Penggudangan dan Aktiviti Sokongan untuk Pengangkutan	8,313,377	862	157,460	-
100	Perkhidmatan berkaitan Pengangkutan Air dan Udara	-	-	-	-
101	Perkhidmatan Operasi Lebuhraya, Jambatan dan Terowong	6,875,195	-	-	-
102	Perkhidmatan Pos dan Kurier	2,303,570	-	-	-
103	Aktiviti Penerbitan	2,097,412	-	10,501	-
104	Telekomunikasi	60,846,730	-	-	-
105	Aktiviti Wayang Gambar, Pemprograman dan Penyiaran	6,178,441	-	724,406	-
106	Perkhidmatan Komputer dan Maklumat	410	-	16,445,508	-
107	Perantaraan Kewangan	17,353,507	-	-	-
108	Perkhidmatan Kewangan Lain	1,102,577	-	-	-
109	Insurans/ Takaful dan Tabungan Pencen	25,538,048	-	-	-
110	Aktiviti Sokongan Perkhidmatan Kewangan dan Insurans/ Takaful	6,302,065	-	-	-
111	Hartanah	34,041,138	-	-	-
112	Pemilikan Kediaman	39,288,785	-	-	-
113	Sewaan dan Pajakan	3,702,951	-	-	-
114	Penyelidikan dan Pembangunan Saintifik	2,365	4,091,159	1,442,266	-
115	Profesional	915,507	-	136,483	-
116	Perkhidmatan Perniagaan	14,990,152	159,176	-	-
117	Pentadbiran Awam	-	53,958,804	1,169,718	-
118	Pendidikan	18,638,672	54,706,127	-	-
119	Kesihatan	13,794,792	28,862,072	-	-
120	Ketenteraman dan Keselamatan Awam	-	25,728,495	-	-
121	Pentadbiran Awam Lain	-	3,836,852	-	-
122	Institusi bukan Keuntungan yang Berkhidmat kepada Isi Rumah	1,045,805	-	-	-
123	Kesenian, Hiburan dan Rekreasi	19,237,041	1,440,691	-	-
124	Perkhidmatan Swasta Lain	10,431,297	-	-	-
	JUMLAH INPUT PERANTARAAN	**852,358,101**	**173,276,089**	**233,382,365**	**(34,780,263)**
	Pembelian Langsung oleh Residen di Luar Negeri	51,309,042	-	-	-
	Pembelian Dalam Negeri oleh Bukan Residen	(82,142,529)	-	-	-
	JUMLAH INPUT	**821,524,614**	**173,276,089**	**233,382,365**	**(34,780,263)**
	Komoditi Import	**67,252,443**	**3,004,757**	**108,928,403**	**6,211,172**
	Cukai ke atas Produk	17,385,636	-	4,662,661	-
	Subsidi ke atas Produk	1,973,464	-	-	-
	Nilai Ditambah Kasar	-	-	-	-
	Pampasan Pekerja	-	-	-	-
	Cukai Bersih Lain ke atas Pengeluaran	-	-	-	-
	Lebihan Kendalian, Kasar	-	-	-	-
	Penggunaan Modal Tetap				
	Lebihan Kendalian, Bersih				
	JUMLAH OUTPUT	**904,189,229**	**176,280,846**	**346,973,429**	**(28,569,091)**

Jadual 3: Jadual Penggunaan Domestik pada Harga Asas, Komoditi mengikut Aktiviti (RM'000), 2019

Table 3: Domestic Use Tables at Basic Prices, Commodity by Activity (RM'000), 2019

Jumlah Penggunaan Domestik *Total Domestic Use*	Eksport *Exports*	Jumlah Penggunaan Akhir *Total Final Use*	Jumlah Penggunaan *Total Use*	Activity / Commodity	
(3,830,334)	44,195,784	40,365,450	42,394,521	Computers, Peripheral, Office Equipment and Machinery	69
(20,199)	3,404,832	3,384,633	3,604,572	Electric Motors, Generators and Transformers	70
597,299	5,199,398	5,796,698	12,503,777	Electricity Distribution & Control Apparatus, Batteries and Accumulators	71
3,465,168	2,667,925	6,133,093	12,032,636	Fibre Optic Cables, Electronic and Other Electric	72
603,777	2,666,782	3,270,559	5,305,379	Wiring Devices, Electric Lighting Equipment and Other Electrical	73
687,833	94,320,953	95,008,786	191,990,105	Electronic Components and Boards	74
9,680,212	31,357,158	41,037,370	76,277,038	Communication Equipment and Consumer Electronics	75
191,112	3,479,985	3,671,097	3,998,270	Irradiation Equipment, Electro Medical and Electrotherapeutic	76
98,680	6,998,045	7,096,724	10,591,463	Measuring Equipment, Testing, Navigating and Control	77
903,141	4,909,013	5,812,153	8,772,110	Optical Instruments, Photographic Equipment, Magnetic and Optical Media	78
155,453	978,618	1,134,071	1,330,137	Watches and Clocks	79
18,909,906	5,625,411	24,535,317	59,194,052	Motor Vehicles, Trailers and Semi Trailers	80
2,804,231	231,976	3,036,207	3,036,207	Motorcycles	81
9,440,687	2,283,283	11,723,970	16,331,622	Ships, Boats, Bicycles and Invalid Carriages	82
99,470	6,185,089	6,284,559	7,201,853	Other Transport Equipment	83
1,755,530	12,418,837	14,174,367	15,143,139	Other Manufacturing	84
16,285	1,886,808	1,903,093	19,582,055	Repair & Installation of Machinery and Equipment	85
7,193,713	432,399	7,626,112	64,235,011	Electricity and Gas	86
3,270,797	1,940	3,272,737	9,206,128	Water	87
690,710	-	690,710	8,158,039	Sewerage, Waste Management and Remediation Activities	88
48,194,346	-	48,194,346	48,194,346	Residential Buildings	89
46,487,629	2,636,583	49,124,212	49,124,212	Non-Residential Buildings	90
86,032,100	-	86,032,100	90,779,974	Civil Engineering	91
5,777,831	-	5,777,831	45,068,664	Specialised Construction Activities	92
91,789,640	101,980,234	193,769,874	406,354,164	Wholesale & Retail Trade, Repair of Motor Vehicles and Motorcycles	93
7,529,439	-	7,529,439	13,249,142	Accommodation	94
91,556,206	-	91,556,206	108,187,268	Food and Beverage	95
10,444,782	8,221,704	18,666,486	38,695,253	Land Transport	96
3,963,035	5,448,409	9,411,445	15,888,864	Water Transport	97
2,074,475	11,679,753	13,754,227	25,818,490	Air Transport	98
8,471,699	2,069,239	10,540,938	14,959,420	Warehousing and Support Activities for Transportation	99
-	6,721,613	6,721,613	12,808,537	Services Incidental to Water and Air Transportation	100
6,875,195	-	6,875,195	11,202,081	Highway Operation Services, Bridge and Tunnel	101
2,303,570	662,797	2,966,367	4,905,894	Postal and Courier Activities	102
2,107,913	49,946	2,157,859	4,946,993	Publishing Activities	103
60,846,730	2,837,356	63,684,087	104,546,023	Telecommunications	104
6,902,847	-	6,902,847	11,592,567	Motion Picture, Programming and Broadcasting Activities	105
16,445,918	10,879,586	27,325,503	39,544,252	Computer and Information Services	106
17,353,507	2,601,771	19,955,278	62,244,477	Monetary Intermediation	107
1,102,577	-	1,102,577	12,569,303	Other Financial Service	108
25,538,048	1,465,834	27,003,881	35,269,980	Insurance/ Takaful and Pension Funding	109
6,302,065	-	6,302,065	10,281,595	Activities Auxiliary to Financial Service and Insurance/ Takaful	110
34,041,138	-	34,041,138	45,730,537	Real Estate	111
39,288,785	-	39,288,785	39,288,785	Ownership of Dwellings	112
3,702,951	1,955,530	5,658,481	10,228,099	Rental and Leasing	113
5,535,789	2,009,570	7,545,359	7,545,359	Scientific Research and Development	114
1,051,990	25,685,408	26,737,398	124,002,645	Professional	115
15,149,328	-	15,149,328	32,745,173	Business Services	116
55,128,522	354,744	55,483,265	55,984,461	Public Administration	117
73,344,799	-	73,344,799	75,525,004	Education	118
42,656,864	-	42,656,864	51,705,162	Health	119
25,728,495	-	25,728,495	25,728,495	Public Order and Safety	120
3,836,852	-	3,836,852	3,836,852	Other Public Administration	121
1,045,805	-	1,045,805	1,045,805	Non-Profit Institutions Serving Households	122
20,677,732	2,322,682	23,000,413	25,239,249	Arts, Entertainment and Recreation	123
10,431,297	-	10,431,297	14,415,489	Other Private Services	124
1,224,236,291	**725,432,964**	**1,949,669,256**	**3,464,214,860**	TOTAL INTERMEDIATE INPUT	
51,309,042	-	51,309,042	51,309,042	Direct Purchases Abroad by Residents	
(82,142,529)	82,142,529	-	-	Domestic Purchases by Non-Residents	
1,193,402,804	**807,575,493**	**2,000,978,298**	**3,515,523,902**	TOTAL INPUT	
185,396,775	**170,922,826**	**356,319,600**	**822,309,040**	Imported Commodities	
22,048,297	8,983,105	31,031,401	53,030,427	Taxes on Products	
1,973,464	-	1,973,464	8,086,316	Subsidies on Products	
-	-	-	-	Gross Value Added	
-	-	-	-	Compensation of Employees	
-	-	-	-	Other Net Taxes on Production	
-	-	-	-	Operating Surplus, Gross	
				Consumption of Fixed Capital	
				Operating Surplus, Net	
1,398,874,412	**987,481,424**	**2,386,355,835**	**4,382,777,053**	TOTAL OUTPUT	

Jadual 4: Jadual Penggunaan Import pada Harga Asas, Komoditi mengikut Aktiviti (RM'000), 2019

Table 4: Imports Use Tables at Basic Prices, Commodity by Activity (RM'000), 2019

	Komoditi \ Aktiviti	Padi *Paddy*	Tanaman Makanan *Food Crops*	Sayur-sayuran *Vegetables*	Buah-buahan *Fruits*	Getah *Rubber*
		1	2	3	4	5
1	Padi	-	-	-	-	-
2	Tanaman Makanan	-	4,730	-	57	-
3	Sayur-sayuran	-	12	310	10	-
4	Buah-buahan	-	-	1,273	5,202	-
5	Getah	-	-	-	-	2,588
6	Kelapa Sawit	-	-	-	-	-
7	Tanaman Bunga	-	-	-	-	-
8	Pertanian Lain	41,816	5,226	193,969	111,287	2,099
9	Ternakan Ayam dan Itik	-	-	-	-	-
10	Ternakan Lain	1	-	496	10	164
11	Perhutanan dan Pembalakan	-	-	-	-	3,290
12	Perikanan dan Akuakultur	-	-	-	-	-
13	Minyak Mentah dan Gas Asli	-	-	-	-	-
14	Perlombongan Bijih Besi	-	-	-	-	-
15	Pengkuarian Batu, Pasir dan Tanah Liat	-	-	-	-	-
16	Perlombongan dan Pengkuarian Lain	-	-	-	-	-
17	Pemprosesan dan Pengawetan Daging	-	-	-	-	-
18	Pemprosesan dan Pengawetan Makanan Laut	-	-	-	-	-
19	Pemprosesan dan Pengawetan Buah-buahan & Sayur-sayuran	-	-	-	-	-
20	Produk Tenusu	-	-	-	-	-
21	Minyak & Lemak Sayuran dan Haiwan	-	-	-	-	-
22	Produk Bijian, Kanji dan Produk Berkanji	-	-	-	-	-
23	Produk Bakeri	-	-	-	-	-
24	Manisan	-	-	-	-	-
25	Prosesan Makanan Lain	-	-	-	-	-
26	Makanan Haiwan Tersedia	-	-	-	-	-
27	Spirit, Wain dan Minuman Keras	-	-	-	-	-
28	Minuman Ringan, Air Mineral dan Minuman Lain yang Dibotolkan	-	-	-	-	-
29	Produk Tembakau	-	-	-	-	-
30	Penyediaan, Pemintalan dan Penenunan Tekstil	-	-	-	-	-
31	Penyiapan Akhir Tekstil	-	-	-	-	-
32	Tekstil Lain	-	-	-	-	-
33	Pakaian	-	148	-	7,529	-
34	Produk Kulit	-	-	-	-	-
35	Kasut	-	-	-	-	-
36	Pengilangan dan Pengetaman Kayu	-	-	-	-	-
37	Kepingan Venier dan Panel berasaskan Kayu	-	-	-	-	-
38	Pertukangan Kayu dan Tanggam untuk Jurubina	-	-	-	-	-
39	Bekas Kayu dan Produk Kayu Lain	-	-	-	-	-
40	Kertas dan Produk Kertas	-	-	3,452	-	-
41	Perabot	497	197	3,763	3,444	478
42	Penerbitan Semula Media Rakaman	-	-	-	-	-
43	Percetakan	-	-	-	-	-
44	Kok dan Produk Petroleum Bertapis	1,441	1,178	21,726	31,087	27,135
45	Kimia Asas	9,159	5,610	90,164	41,001	11,145
46	Baja dan Sebatian Nitrogen	58,443	85,946	602,125	232,283	97,527
47	Cat dan Varnis	-	14	58	6	-
48	Produk Farmaseutikal, Kimia Perubatan dan Botani	316	-	-	17	-
49	Sabun & Bahan Pencuci, Pencuci dan Pengilat, Pewangi dan Dandanan Diri	-	-	-	-	-
50	Produk Kimia Lain	20,122	13,680	145,958	77,486	26,180
51	Tayar dan Tiub Getah	-	-	-	-	-
52	Prosesan Getah	-	-	-	-	-
53	Sarung Tangan Getah	-	-	-	-	-
54	Produk Getah Lain	-	-	-	-	-
55	Produk Plastik	220	1,053	36,515	15,332	652
56	Kaca dan Produk Kaca	-	-	-	-	-
57	Produk Refraktori, Tanah Liat, Porselin dan Seramik	-	-	-	-	-
58	Simen, Kapur dan Plaster	-	-	14	-	-
59	Produk Mineral bukan Logam	-	-	-	-	-
60	Besi dan Keluli Asas	-	-	-	-	-
61	Logam Asas Berharga dan Logam bukan Ferus Lain	-	-	-	-	-
62	Pengacuan Logam	-	-	-	-	-
63	Produk Struktur Logam, Tangki, Takungan dan Penjana Wap	-	-	1	-	-
64	Produk Logam Lain yang Direka	-	-	-	-	-

Jadual 4: Jadual Penggunaan Import pada Harga Asas, Komoditi mengikut Aktiviti (RM'000), 2019

Table 4: Imports Use Tables at Basic Prices, Commodity by Activity (RM'000), 2019

Kelapa Sawit *Oil Palm*	Tanaman Bunga *Flower Plants*	Pertanian Lain *Other Agriculture*	Menternak Ayam & Itik *Poultry Farming*	Ternakan Lain *Other Livestock*	Activity / Commodity	
6	7	8	9	10		
-	-	-	-	-	***Paddy***	***1***
-	-	-	-	-	***Food Crops***	***2***
-	-	-	-	9	***Vegetables***	***3***
-	-	-	-	-	***Fruits***	***4***
-	-	-	-	-	***Rubber***	***5***
-	-	-	-	-	***Oil Palm***	***6***
12	151	3	91	3	***Flower Plants***	***7***
1,066,529	46,931	57,225	3,649	260	***Other Agriculture***	***8***
-	-	-	8	-	***Poultry Farming***	***9***
1,303	4	-	3,340	648	***Other Livestock***	***10***
4,365	836	28	-	-	***Forestry and Logging***	***11***
-	-	-	-	-	***Fishing and Aquaculture***	***12***
-	-	-	-	-	***Crude Oil and Natural Gas***	***13***
-	-	-	-	-	***Mining of Metal Ores***	***14***
-	-	-	1,105	42	***Quarrying of Stone, Sand and Clay***	***15***
479,216	-	-	-	-	***Other Mining and Quarrying***	***16***
-	-	-	-	-	***Processing and Preserving of Meat***	***17***
-	-	-	-	-	***Processing and Preserving of Seafood***	***18***
1,268	-	-	-	-	***Processing and Preserving of Fruits & Vegetables***	***19***
-	-	-	-	-	***Dairy Products***	***20***
-	-	-	-	-	***Vegetable & Animal Oils and Fats***	***21***
-	-	-	-	-	***Grain Mill Products, Starches and Starch Products***	***22***
-	-	-	-	-	***Bakery Products***	***23***
-	-	-	-	-	***Confectionery***	***24***
-	-	-	-	-	***Other Food Processing***	***25***
679	-	-	780,503	249,682	***Prepared Animal Feeds***	***26***
-	-	-	-	-	***Spirits, Wines and Liquors***	***27***
-	-	-	-	-	***Soft Drinks, Mineral Waters and Other Bottled Waters***	***28***
-	-	-	-	-	***Tobacco Products***	***29***
-	-	-	-	-	***Preparation, Spinning and Weaving of Textiles***	***30***
-	-	-	-	-	***Finishing of Textiles***	***31***
-	-	-	-	-	***Other Textiles***	***32***
91	-	-	-	-	***Wearing Apparel***	***33***
-	-	-	-	-	***Leather Products***	***34***
-	-	-	-	-	***Footwear***	***35***
-	-	-	11,595	-	***Sawmilling and Planning of Wood***	***36***
-	-	-	-	-	***Veneer Sheets and Wood-based Panels***	***37***
-	-	-	-	-	***Builders' Carpentry and Joinery***	***38***
-	-	-	-	-	***Wooden Containers and Other Wood Products***	***39***
-	-	-	187	24	***Paper and Paper Products***	***40***
14,699	13,004	643	3,833	1,281	***Furniture***	***41***
-	-	-	-	-	***Reproduction of Recorded Media***	***42***
-	-	-	-	-	***Printing***	***43***
44,997	23,627	4,587	15,792	5,349	***Coke and Refined Petroleum Products***	***44***
105,450	36,723	2,478	32	26	***Basic Chemicals***	***45***
1,455,740	146,916	32,768	4	17	***Fertilizers and Nitrogen Compounds***	***46***
234	34	4	-	-	***Paints and Varnishes***	***47***
2,407	-	12	364,620	47,289	***Pharmaceuticals, Medicinal Chemical and Botanical Products***	***48***
-	-	-	34	-	***Soaps & Detergents, Cleaning & Polishing, Perfumes and Toilet Preparations***	***49***
635,956	119,769	19,942	5	58	***Other Chemicals Products***	***50***
-	-	-	-	-	***Rubber Tyres and Tubes***	***51***
-	-	-	-	-	***Rubber Processing***	***52***
-	-	-	-	-	***Rubber Gloves***	***53***
-	-	-	-	-	***Other Rubber Products***	***54***
3,420	36,491	2,000	12,418	1,626	***Plastic Products***	***55***
-	-	-	-	-	***Glass and Glass Products***	***56***
2	204	-	-	-	***Refractory, Clay, Porcelain and Ceramic Products***	***57***
15	-	1	-	-	***Cement, Lime and Plaster***	***58***
1	8	-	-	-	***Non-Metallic Mineral Products***	***59***
-	-	-	-	-	***Basic Iron and Steel***	***60***
49	-	-	-	-	***Basic Precious and Other Non-Ferrous Metals***	***61***
-	-	-	-	-	***Casting of Metals***	***62***
-	-	-	-	-	***Structural Metal Products, Tanks, Reservoirs and Steam Generators***	***63***
52	101	-	-	-	***Other Fabricated Metal Products***	***64***

Jadual 4: Jadual Penggunaan Import pada Harga Asas, Komoditi mengikut Aktiviti (RM'000), 2019

Table 4: Imports Use Tables at Basic Prices, Commodity by Activity (RM'000), 2019

	Komoditi / Aktiviti	Padi *Paddy*	Tanaman Makanan *Food Crops*	Sayur-sayuran *Vegetables*	Buah-buahan *Fruits*	Getah *Rubber*
		1	2	3	4	5
65	Enjin & Turbin, Alatan Kuasa Bendalir, Pam, Pemampat, Kepala Paip dan Injap Lain	-	-	-	-	-
66	Jentera Kegunaan Umum Lain	-	-	-	-	-
67	Senjata, Peluru dan Mesin bertujuan Khas	2,731	920	21,320	19,631	3,256
68	Perkakasan Domestik	-	-	-	-	-
69	Komputer, Peranti, Mesin dan Kelengkapan Pejabat	335	133	2,787	2,363	396
70	Motor Elektrik, Penjana dan Transformer	-	-	-	-	-
71	Perkakasan Pengagihan & Pengawalan Elektrik, Bateri dan Akumulator	-	-	-	-	-
72	Kabel Gentian Optikal, Elektronik dan Elektrik Lain	-	-	-	-	-
73	Alatan Pendawaian, Kelengkapan Pencahayaan Elektrik dan Elektrik Lain	-	-	-	-	-
74	Komponen dan Papan Elektronik	-	-	-	-	-
75	Peralatan Komunikasi dan Elektronik Pengguna	-	-	377	-	-
76	Peralatan Penyinaran, Perubatan Elektro dan Elektroterapeutik	-	-	-	-	-
77	Kelengkapan Mengukur, Menguji, Memandu Arah dan Kawalan	-	-	-	-	-
78	Instrumen Optikal, Alatan Fotografi, Media Magnetik dan Optikal	-	-	-	-	-
79	Jam Tangan dan Jam	-	-	-	-	-
80	Kenderaan Bermotor, Treler dan Semi Treler	9,683	2,177	39,415	28,905	5,715
81	Motosikal	-	-	-	-	-
82	Kapal, Bot, Basikal dan 'Invalid Carriages'	-	-	-	-	-
83	Kelengkapan Pengangkutan Lain	-	-	-	-	-
84	Pembuatan Lain	254	252	2,119	5,648	711
85	Pembaikan & Pemasangan Mesin dan Kelengkapan	-	-	-	-	-
86	Elektrik dan Gas	-	9	12	5	1
87	Air	-	6	17	3	1
88	Pembetungan, Pengurusan Sisa dan Aktiviti Pemulihan	-	-	-	-	-
89	Bangunan Kediaman	-	-	-	-	-
90	Bangunan Bukan Kediaman	-	-	-	-	-
91	Kejuruteraan Awam	-	-	-	-	-
92	Aktiviti Pembinaan Pertukangan Khas	-	-	-	-	-
93	Perdagangan Borong & Runcit, Pembaikan Kenderaan Bermotor dan Motosikal	-	-	-	-	-
94	Penginapan	-	-	-	-	-
95	Makanan dan Minuman	-	-	-	-	-
96	Pengangkutan Darat	21	25	194	110	62
97	Pengangkutan Air	201	243	1,886	1,063	606
98	Pengangkutan Udara	63	64	783	714	263
99	Penggudangan dan Aktiviti Sokongan untuk Pengangkutan	2	2	16	9	5
100	Perkhidmatan berkaitan Pengangkutan Air dan Udara	-	-	-	-	-
101	Perkhidmatan Operasi Lebuhraya, Jambatan dan Terowong	-	-	-	-	-
102	Perkhidmatan Pos dan Kurier	1	21	133	128	46
103	Aktiviti Penerbitan	-	-	-	-	-
104	Telekomunikasi	94	104	2,462	2,910	759
105	Aktiviti Wayang Gambar, Pemprograman dan Penyiaran	-	-	-	-	-
106	Perkhidmatan Komputer dan Maklumat	-	-	439	381	1
107	Perantaraan Kewangan	2,243	1,374	9,766	6,331	1,039
108	Perkhidmatan Kewangan Lain	-	-	-	-	-
109	Insurans/ Takaful dan Tabungan Pencen	456	845	6,691	12,392	2,079
110	Aktiviti Sokongan Perkhidmatan Kewangan dan Insurans/ Takaful	-	-	-	-	-
111	Hartanah	-	-	-	-	-
112	Pemilikan Kediaman	-	-	-	-	-
113	Sewaan dan Pajakan	-	-	1	-	-
114	Penyelidikan dan Pembangunan Saintifik	-	-	-	-	-
115	Profesional	3,722	1,164	17,298	45,525	4,767
116	Perkhidmatan Perniagaan	-	-	-	-	-
117	Pentadbiran Awam	-	-	-	-	-
118	Pendidikan	-	-	-	-	-
119	Kesihatan	-	-	-	-	-
120	Ketenteraman dan Keselamatan Awam	-	-	-	-	-
121	Pentadbiran Awam Lain	-	-	-	-	-
122	Institusi bukan Keuntungan yang Berkhidmat kepada Isi Rumah	-	-	-	-	-
123	Kesenian, Hiburan dan Rekreasi	-	-	-	-	-
124	Perkhidmatan Swasta Lain	-	-	-	-	-
	JUMLAH	**151,823**	**125,134**	**1,205,541**	**650,868**	**190,967**

Jadual 4: Jadual Penggunaan Import pada Harga Asas, Komoditi mengikut Aktiviti (RM'000), 2019

Table 4: Imports Use Tables at Basic Prices, Commodity by Activity (RM'000), 2019

Kelapa Sawit *Oil Palm*	Tanaman Bunga *Flower Plants*	Pertanian Lain *Other Agriculture*	Menternak Ayam & Itik *Poultry Farming*	Ternakan Lain *Other Livestock*	Activity / Commodity	
6	7	8	9	10		
-	-	-	-	-	Engines & Turbines, Fluid Power Equipment, Other Pumps, Compressors, Taps and Valves	65
-	-	-	-	-	Other General Purpose Machinery	66
65,660	54,544	4,157	19,541	8,372	Weapons, Ammunition and Special Purpose Machinery	67
-	-	-	-	-	Domestic Appliances	68
8,021	3,580	462	1,026	407	Computers, Peripheral, Office Equipment and Machinery	69
-	-	-	-	-	Electric Motors, Generators and Transformers	70
-	-	-	-	-	Electricity Distribution & Control Apparatus, Batteries and Accumulators	71
-	-	-	-	-	Fibre Optic Cables, Electronic and Other Electric	72
-	-	-	-	-	Wiring Devices, Electric Lighting Equipment and Other Electrical	73
-	-	-	-	-	Electronic Components and Boards	74
-	-	-	20	3	Communication Equipment and Consumer Electronics	75
-	-	-	-	-	Irradiation Equipment, Electro Medical and Electrotherapeutic	76
-	-	-	-	-	Measuring Equipment, Testing, Navigating and Control	77
-	-	-	-	-	Optical Instruments, Photographic Equipment, Magnetic and Optical Media	78
-	-	-	-	-	Watches and Clocks	79
106,670	44,378	8,756	37,706	11,673	Motor Vehicles, Trailers and Semi Trailers	80
-	-	-	-	-	Motorcycles	81
-	-	-	-	-	Ships, Boats, Bicycles and Invalid Carriages	82
-	-	-	-	-	Other Transport Equipment	83
15,430	7,542	462	4,548	664	Other Manufacturing	84
-	-	-	-	-	Repair & Installation of Machinery and Equipment	85
15	11	1	14	5	Electricity and Gas	86
8	19	-	5	3	Water	87
-	-	-	-	-	Sewerage, Waste Management and Remediation Activities	88
-	-	-	-	-	Residential Buildings	89
-	-	-	-	-	Non-Residential Buildings	90
-	-	-	-	-	Civil Engineering	91
-	-	-	-	-	Specialised Construction Activities	92
-	-	-	-	-	Wholesale & Retail Trade, Repair of Motor Vehicles and Motorcycles	93
-	-	-	-	-	Accommodation	94
-	-	-	-	-	Food and Beverage	95
469	111	19	578	177	Land Transport	96
4,556	1,080	181	5,619	1,722	Water Transport	97
1,871	648	233	1,206	420	Air Transport	98
38	9	2	47	14	Warehousing and Support Activities for Transportation	99
-	-	-	-	-	Services Incidental to Water and Air Transportation	100
-	-	-	-	-	Highway Operation Services, Bridge and Tunnel	101
851	19	15	865	111	Postal and Courier Activities	102
-	-	-	-	-	Publishing Activities	103
3,026	622	284	2,043	1,229	Telecommunications	104
-	-	-	-	-	Motion Picture, Programming and Broadcasting Activities	105
1,501	26	28	-	-	Computer and Information Services	106
27,711	5,353	2,232	26,124	7,794	Monetary Intermediation	107
-	-	-	-	-	Other Financial Service	108
23,127	2,791	1,094	15,572	3,456	Insurance/ Takaful and Pension Funding	109
-	-	-	-	-	Activities Auxiliary to Financial Service and Insurance/ Takaful	110
-	-	-	-	-	Real Estate	111
-	-	-	-	-	Ownership of Dwellings	112
2,553	89	1	468	155	Rental and Leasing	113
-	-	-	-	-	Scientific Research and Development	114
118,868	3,995	3,303	115,696	33,474	Professional	115
-	-	-	-	-	Business Services	116
-	-	-	-	-	Public Administration	117
-	-	-	-	-	Education	118
-	-	-	-	-	Health	119
-	-	-	-	-	Public Order and Safety	120
-	-	-	-	-	Other Public Administration	121
-	-	-	-	-	Non-Profit Institutions Serving Households	122
-	-	-	-	-	Arts, Entertainment and Recreation	123
-	-	-	-	-	Other Private Services	124
4,196,860	**549,616**	**140,920**	**1,428,293**	**375,992**	TOTAL	

Jadual 4: Jadual Penggunaan Import pada Harga Asas, Komoditi mengikut Aktiviti (RM'000), 2019

Table 4: Imports Use Tables at Basic Prices, Commodity by Activity (RM'000), 2019

	Komoditi / Aktiviti	Perhutanan dan Pembalakan *Forestry and Logging*	Perikanan dan Akuakultur *Fishing and Aquaculture*	Minyak Mentah dan Gas Asli *Crude Oil and Natural Gas*	Perlombongan Bijih Besi *Mining of Metal Ores*	Pengkuarian Batu, Pasir dan Tanah Liat *Quarrying of Stone, Sand and Clay*
		11	12	13	14	15
1	Padi	-	-	-	-	-
2	Tanaman Makanan	-	-	-	-	-
3	Sayur-sayuran	-	-	-	-	-
4	Buah-buahan	-	-	-	-	-
5	Getah	-	-	-	-	-
6	Kelapa Sawit	-	-	-	-	-
7	Tanaman Bunga	-	-	-	-	-
8	Pertanian Lain	-	-	-	-	-
9	Ternakan Ayam dan Itik	-	-	-	-	-
10	Ternakan Lain	-	-	-	-	-
11	Perhutanan dan Pembalakan	14,323	-	-	-	-
12	Perikanan dan Akuakultur	-	2,146	-	-	-
13	Minyak Mentah dan Gas Asli	-	-	4,001,021	-	-
14	Perlombongan Bijih Besi	-	-	-	196	-
15	Pengkuarian Batu, Pasir dan Tanah Liat	42	-	-	-	38
16	Perlombongan dan Pengkuarian Lain	-	-	123,180	24,943	201,472
17	Pemprosesan dan Pengawetan Daging	-	-	-	-	-
18	Pemprosesan dan Pengawetan Makanan Laut	-	-	-	-	-
19	Pemprosesan dan Pengawetan Buah-buahan & Sayur-sayuran	-	-	-	-	-
20	Produk Tenusu	-	-	-	-	-
21	Minyak & Lemak Sayuran dan Haiwan	-	-	-	-	-
22	Produk Bijian, Kanji dan Produk Berkanji	-	-	-	-	-
23	Produk Bakeri	-	-	-	-	-
24	Manisan	-	-	-	-	-
25	Prosesan Makanan Lain	-	-	-	-	-
26	Makanan Haiwan Tersedia	-	81,372	-	-	-
27	Spirit, Wain dan Minuman Keras	-	-	-	-	-
28	Minuman Ringan, Air Mineral dan Minuman Lain yang Dibotolkan	-	-	-	-	-
29	Produk Tembakau	-	-	-	-	-
30	Penyediaan, Pemintalan dan Penenunan Tekstil	-	-	-	-	-
31	Penyiapan Akhir Tekstil	-	-	-	-	-
32	Tekstil Lain	-	-	-	-	-
33	Pakaian	19	-	1,320	195	731
34	Produk Kulit	-	-	-	-	-
35	Kasut	-	-	-	-	-
36	Pengilangan dan Pengetaman Kayu	190	5	-	42	328
37	Kepingan Venier dan Panel berasaskan Kayu	-	-	-	-	-
38	Pertukangan Kayu dan Tanggam untuk Jurubina	-	-	-	-	-
39	Bekas Kayu dan Produk Kayu Lain	-	558	-	-	-
40	Kertas dan Produk Kertas	-	-	-	4,465	22,894
41	Perabot	-	3,194	20,301	-	-
42	Penerbitan Semula Media Rakaman	-	-	-	-	-
43	Percetakan	-	-	10,996	-	-
44	Kok dan Produk Petroleum Bertapis	55,027	113,481	93,087	25,954	183,105
45	Kimia Asas	16,101	2,008	30,506	15,328	86,168
46	Baja dan Sebatian Nitrogen	5,843	45	-	-	2
47	Cat dan Varnis	493	-	339	-	-
48	Produk Farmaseutikal, Kimia Perubatan dan Botani	-	3,708	1,930	-	-
49	Sabun & Bahan Pencuci, Pencuci dan Pengilat, Pewangi dan Dandanan Diri	-	-	846	-	-
50	Produk Kimia Lain	39,223	161	-	22,202	132,676
51	Tayar dan Tiub Getah	-	-	-	-	2,027
52	Prosesan Getah	-	-	-	-	4,560
53	Sarung Tangan Getah	-	-	-	-	-
54	Produk Getah Lain	-	-	-	-	-
55	Produk Plastik	85	36,119	9,037	281	2,444
56	Kaca dan Produk Kaca	-	-	-	-	-
57	Produk Refraktori, Tanah Liat, Porselin dan Seramik	-	-	-	-	479
58	Simen, Kapur dan Plaster	-	-	-	26	321
59	Produk Mineral bukan Logam	-	-	-	-	2,693
60	Besi dan Keluli Asas	-	-	-	120	16,098
61	Logam Asas Berharga dan Logam bukan Ferus Lain	-	-	-	-	88
62	Pengacuan Logam	-	-	190	1,612	40,913
63	Produk Struktur Logam, Tangki, Takungan dan Penjana Wap	-	-	310	135	3,491
64	Produk Logam Lain yang Direka	-	-	85,333	939	108,996

Jadual 4: Jadual Penggunaan Import pada Harga Asas, Komoditi mengikut Aktiviti (RM'000), 2019

Table 4: Imports Use Tables at Basic Prices, Commodity by Activity (RM'000), 2019

Perlombongan dan Pengkuarian Lain *Other Mining and Quarrying*	Pemprosesan dan Pengawetan Daging *Processing and Preserving of Meat*	Pemprosesan dan Pengawetan Makanan Laut *Processing and Preserving of Seafood*	Pemprosesan dan Pengawetan Buah-buahan & Sayur-sayuran *Processing and Preserving of Fruits & Vegetables*	Produk Tenusu *Dairy Products*	Activity / Commodity	
16	17	18	19	20		
-	-	-	-	-	***Paddy***	***1***
-	55	124	24,251	54	***Food Crops***	***2***
-	7	159	10,103	-	***Vegetables***	***3***
-	-	-	26,808	-	***Fruits***	***4***
-	-	-	-	-	***Rubber***	***5***
-	-	-	-	-	***Oil Palm***	***6***
-	-	-	-	-	***Flower Plants***	***7***
-	255	9,335	60,375	1,182	***Other Agriculture***	***8***
-	6,564	-	-	-	***Poultry Farming***	***9***
-	72,450	-	46	104,254	***Other Livestock***	***10***
-	-	-	50	-	***Forestry and Logging***	***11***
-	-	251,919	-	-	***Fishing and Aquaculture***	***12***
-	-	-	-	-	***Crude Oil and Natural Gas***	***13***
706	-	-	-	-	***Mining of Metal Ores***	***14***
13	-	-	-	-	***Quarrying of Stone, Sand and Clay***	***15***
13,378	-	360,118	-	-	***Other Mining and Quarrying***	***16***
-	-	-	1	-	***Processing and Preserving of Meat***	***17***
-	-	-	-	-	***Processing and Preserving of Seafood***	***18***
-	-	-	29,150	94,386	***Processing and Preserving of Fruits & Vegetables***	***19***
-	-	-	-	308,538	***Dairy Products***	***20***
-	10,739	263	332	22,902	***Vegetable & Animal Oils and Fats***	***21***
-	17,227	20,321	24,625	328,556	***Grain Mill Products, Starches and Starch Products***	***22***
-	-	-	-	24	***Bakery Products***	***23***
-	-	-	13,507	260,288	***Confectionery***	***24***
-	115,551	83,943	7,540	117,872	***Other Food Processing***	***25***
-	-	3,094	6	-	***Prepared Animal Feeds***	***26***
-	-	-	-	13	***Spirits, Wines and Liquors***	***27***
-	-	17	629	106	***Soft Drinks, Mineral Waters and Other Bottled Waters***	***28***
-	-	-	-	-	***Tobacco Products***	***29***
-	-	5	-	-	***Preparation, Spinning and Weaving of Textiles***	***30***
-	-	-	-	-	***Finishing of Textiles***	***31***
-	-	8	-	-	***Other Textiles***	***32***
227	219	1,800	275	2,863	***Wearing Apparel***	***33***
-	-	-	-	-	***Leather Products***	***34***
-	-	-	-	-	***Footwear***	***35***
158	-	-	-	-	***Sawmilling and Planning of Wood***	***36***
-	201	3,569	-	-	***Veneer Sheets and Wood-based Panels***	***37***
-	-	-	-	-	***Builders' Carpentry and Joinery***	***38***
-	4	255	120	608	***Wooden Containers and Other Wood Products***	***39***
1,350	1,554	32,793	5,929	108,046	***Paper and Paper Products***	***40***
-	277	3,874	888	3,834	***Furniture***	***41***
-	-	-	-	-	***Reproduction of Recorded Media***	***42***
-	6	115	11	70	***Printing***	***43***
10,652	113,548	11,980	5,957	15,952	***Coke and Refined Petroleum Products***	***44***
7,967	27,538	20,616	2,784	35,766	***Basic Chemicals***	***45***
1	1,053	71	462	-	***Fertilizers and Nitrogen Compounds***	***46***
-	-	-	-	-	***Paints and Varnishes***	***47***
-	-	4,683	159	92,348	***Pharmaceuticals, Medicinal Chemical and Botanical Products***	***48***
-	-	-	-	-	***Soaps & Detergents, Cleaning & Polishing, Perfumes and Toilet Preparations***	***49***
14,603	18,934	31,707	5,299	34,705	***Other Chemicals Products***	***50***
15	-	-	-	-	***Rubber Tyres and Tubes***	***51***
-	-	-	-	-	***Rubber Processing***	***52***
-	-	-	-	-	***Rubber Gloves***	***53***
-	-	-	-	-	***Other Rubber Products***	***54***
4	5,372	15,620	3,849	165,468	***Plastic Products***	***55***
-	41	3,332	146	9,594	***Glass and Glass Products***	***56***
-	-	-	-	-	***Refractory, Clay, Porcelain and Ceramic Products***	***57***
-	-	-	-	-	***Cement, Lime and Plaster***	***58***
466	-	-	-	-	***Non-Metallic Mineral Products***	***59***
15	-	-	-	-	***Basic Iron and Steel***	***60***
-	-	-	-	-	***Basic Precious and Other Non-Ferrous Metals***	***61***
309	-	-	-	-	***Casting of Metals***	***62***
26	-	-	-	-	***Structural Metal Products, Tanks, Reservoirs and Steam Generators***	***63***
3,908	138	4,263	3,082	96,481	***Other Fabricated Metal Products***	***64***

Jadual 4: Jadual Penggunaan Import pada Harga Asas, Komoditi mengikut Aktiviti (RM'000), 2019

Table 4: Imports Use Tables at Basic Prices, Commodity by Activity (RM'000), 2019

	Komoditi / Aktiviti	Perhutanan dan Pembalakan *Forestry and Logging*	Perikanan dan Akuakultur *Fishing and Aquaculture*	Minyak Mentah dan Gas Asli *Crude Oil and Natural Gas*	Perlombongan Bijih Besi *Mining of Metal Ores*	Pengkuarian Batu, Pasir dan Tanah Liat *Quarrying of Stone, Sand and Clay*
		11	12	13	14	15
65	Enjin & Turbin, Alatan Kuasa Bendalir, Pam, Pemampat, Kepala Paip dan Injap Lain	-	-	516,678	-	-
66	Jentera Kegunaan Umum Lain	-	-	29,439	816	-
67	Senjata, Peluru dan Mesin bertujuan Khas	69,043	26,861	475,911	-	276,158
68	Perkakasan Domestik	-	-	-	-	-
69	Komputer, Peranti, Mesin dan Kelengkapan Pejabat	-	4,788	145,219	-	-
70	Motor Elektrik, Penjana dan Transformer	-	-	41,273	-	-
71	Perkakasan Pengagihan & Pengawalan Elektrik, Bateri dan Akumulator	-	-	-	-	-
72	Kabel Gentian Optikal, Elektronik dan Elektrik Lain	-	-	-	-	-
73	Alatan Pendawaian, Kelengkapan Pencahayaan Elektrik dan Elektrik Lain	-	-	-	-	-
74	Komponen dan Papan Elektronik	-	-	-	-	-
75	Peralatan Komunikasi dan Elektronik Pengguna	-	-	35,843	487	2,499
76	Peralatan Penyinaran, Perubatan Elektro dan Elektroterapeutik	-	-	-	-	-
77	Kelengkapan Mengukur, Menguji, Memandu Arah dan Kawalan	-	-	217	-	-
78	Instrumen Optikal, Alatan Fotografi, Media Magnetik dan Optikal	-	-	-	-	-
79	Jam Tangan dan Jam	-	-	-	-	-
80	Kenderaan Bermotor, Treler dan Semi Treler	49,743	16,621	200,459	7,127	47,321
81	Motosikal	-	-	-	-	-
82	Kapal, Bot, Basikal dan 'Invalid Carriages'	-	-	-	-	-
83	Kelengkapan Pengangkutan Lain	-	-	-	-	-
84	Pembuatan Lain	1,414	8,104	49,373	1,123	8,376
85	Pembaikan & Pemasangan Mesin dan Kelengkapan	2,772	-	8,738	11,508	40,167
86	Elektrik dan Gas	1	9	13	4	24
87	Air	-	2	4	-	6
88	Pembetungan, Pengurusan Sisa dan Aktiviti Pemulihan	-	-	-	-	-
89	Bangunan Kediaman	-	-	-	-	-
90	Bangunan Bukan Kediaman	-	-	-	-	-
91	Kejuruteraan Awam	-	-	-	-	-
92	Aktiviti Pembinaan Pertukangan Khas	-	-	-	-	-
93	Perdagangan Borong & Runcit, Pembaikan Kenderaan Bermotor dan Motosikal	-	-	-	-	-
94	Penginapan	-	-	-	-	-
95	Makanan dan Minuman	-	-	-	-	-
96	Pengangkutan Darat	144	181	1,485	51	365
97	Pengangkutan Air	1,393	1,756	14,398	498	3,541
98	Pengangkutan Udara	330	1,068	28,565	58	411
99	Penggudangan dan Aktiviti Sokongan untuk Pengangkutan	12	15	1,010	4	30
100	Perkhidmatan berkaitan Pengangkutan Air dan Udara	-	319	7,330	-	-
101	Perkhidmatan Operasi Lebuhraya, Jambatan dan Terowong	-	-	-	-	-
102	Perkhidmatan Pos dan Kurier	79	69	302	19	378
103	Aktiviti Penerbitan	-	-	-	-	-
104	Telekomunikasi	515	695	15,380	233	1,449
105	Aktiviti Wayang Gambar, Pemprograman dan Penyiaran	-	-	-	-	-
106	Perkhidmatan Komputer dan Maklumat	35	-	11,125	163	723
107	Perantaraan Kewangan	6,378	7,701	14,051	776	3,660
108	Perkhidmatan Kewangan Lain	-	-	-	-	-
109	Insurans/ Takaful dan Tabungan Pencen	9,509	7,058	69,989	13,449	13,663
110	Aktiviti Sokongan Perkhidmatan Kewangan dan Insurans/ Takaful	-	-	-	-	-
111	Hartanah	-	-	-	-	-
112	Pemilikan Kediaman	-	-	-	-	-
113	Sewaan dan Pajakan	8,561	-	154,239	20,017	91,662
114	Penyelidikan dan Pembangunan Saintifik	-	-	-	-	-
115	Profesional	15,634	50,199	196,797	49,026	45,809
116	Perkhidmatan Perniagaan	-	-	-	-	-
117	Pentadbiran Awam	-	-	-	-	-
118	Pendidikan	-	-	-	-	-
119	Kesihatan	-	-	-	-	-
120	Ketenteraman dan Keselamatan Awam	-	-	-	-	-
121	Pentadbiran Awam Lain	-	-	-	-	-
122	Institusi bukan Keuntungan yang Berkhidmat kepada Isi Rumah	-	-	-	-	-
123	Kesenian, Hiburan dan Rekreasi	-	-	-	-	-
124	Perkhidmatan Swasta Lain	-	-	-	-	-
	JUMLAH	**296,907**	**368,244**	**6,396,233**	**201,798**	**1,345,766**

Jadual 4: Jadual Penggunaan Import pada Harga Asas, Komoditi mengikut Aktiviti (RM'000), 2019

Table 4: Imports Use Tables at Basic Prices, Commodity by Activity (RM'000), 2019

Perlombongan dan Pengkuarian Lain *Other Mining and Quarrying*	Pemprosesan dan Pengawetan Daging *Processing and Preserving of Meat*	Pemprosesan dan Pengawetan Makanan Laut *Processing and Preserving of Seafood*	Pemprosesan dan Pengawetan Buah-buahan & Sayur-sayuran *Processing and Preserving of Fruits & Vegetables*	Produk Tenusu *Dairy Products*	Activity / Commodity	
16	17	18	19	20		
-	-	-	-	-	*Engines & Turbines, Fluid Power Equipment, Other Pumps, Compressors, Taps and Valves*	65
-	87,987	61,520	7,140	82,106	*Other General Purpose Machinery*	66
9,153	-	-	-	-	*Weapons, Ammunition and Special Purpose Machinery*	67
-	643	-	8	-	*Domestic Appliances*	68
-	166	2,615	498	1,862	*Computers, Peripheral, Office Equipment and Machinery*	69
-	-	-	-	-	*Electric Motors, Generators and Transformers*	70
-	-	-	-	-	*Electricity Distribution & Control Apparatus, Batteries and Accumulators*	71
-	-	-	-	-	*Fibre Optic Cables, Electronic and Other Electric*	72
-	-	-	-	-	*Wiring Devices, Electric Lighting Equipment and Other Electrical*	73
-	-	-	-	-	*Electronic Components and Boards*	74
147	170	3,580	647	14,584	*Communication Equipment and Consumer Electronics*	75
-	-	-	-	-	*Irradiation Equipment, Electro Medical and Electrotherapeutic*	76
-	-	-	-	-	*Measuring Equipment, Testing, Navigating and Control*	77
-	-	-	-	-	*Optical Instruments, Photographic Equipment, Magnetic and Optical Media*	78
-	-	-	-	-	*Watches and Clocks*	79
3,807	619	9,748	1,605	5,878	*Motor Vehicles, Trailers and Semi Trailers*	80
-	-	-	-	-	*Motorcycles*	81
-	-	-	-	-	*Ships, Boats, Bicycles and Invalid Carriages*	82
-	-	-	-	-	*Other Transport Equipment*	83
4,328	615	12,715	1,178	3,487	*Other Manufacturing*	84
20,986	910	19,635	4,337	11,097	*Repair & Installation of Machinery and Equipment*	85
2	4	44	7	36	*Electricity and Gas*	86
1	1	6	3	6	*Water*	87
-	-	-	-	-	*Sewerage, Waste Management and Remediation Activities*	88
-	-	-	-	-	*Residential Buildings*	89
-	-	-	-	-	*Non-Residential Buildings*	90
-	-	-	-	-	*Civil Engineering*	91
-	-	-	-	-	*Specialised Construction Activities*	92
-	-	-	-	-	*Wholesale & Retail Trade, Repair of Motor Vehicles and Motorcycles*	93
-	-	-	-	-	*Accommodation*	94
-	-	-	-	-	*Food and Beverage*	95
36	1,230	414	60	589	*Land Transport*	96
346	3,635	3,781	556	7,515	*Water Transport*	97
40	10,301	1,514	210	1,145	*Air Transport*	98
3	664	42	6	109	*Warehousing and Support Activities for Transportation*	99
-	-	-	-	-	*Services Incidental to Water and Air Transportation*	100
-	-	-	-	-	*Highway Operation Services, Bridge and Tunnel*	101
26	65	1,283	352	638	*Postal and Courier Activities*	102
-	-	-	-	-	*Publishing Activities*	103
199	36,299	4,401	723	2,351	*Telecommunications*	104
-	-	-	-	-	*Motion Picture, Programming and Broadcasting Activities*	105
280	61	2,343	189	5,838	*Computer and Information Services*	106
413	3,610	3,240	595	5,137	*Monetary Intermediation*	107
-	-	-	-	-	*Other Financial Service*	108
2,483	1,426	24,324	4,158	18,848	*Insurance/ Takaful and Pension Funding*	109
-	-	-	-	-	*Activities Auxiliary to Financial Service and Insurance/ Takaful*	110
-	-	-	-	-	*Real Estate*	111
-	-	-	-	-	*Ownership of Dwellings*	112
13,154	3,882	17,880	17,236	5	*Rental and Leasing*	113
-	-	-	-	-	*Scientific Research and Development*	114
6,406	5,776	63,385	21,756	135,333	*Professional*	115
-	-	-	-	-	*Business Services*	116
-	-	-	-	-	*Public Administration*	117
-	-	-	-	-	*Education*	118
-	-	-	-	-	*Health*	119
-	-	-	-	-	*Public Order and Safety*	120
-	-	-	-	-	*Other Public Administration*	121
-	-	-	-	-	*Non-Profit Institutions Serving Households*	122
-	-	-	-	-	*Arts, Entertainment and Recreation*	123
-	-	-	-	-	*Other Private Services*	124
115,610	**549,797**	**1,096,455**	**287,646**	**2,100,479**	*TOTAL*	

Jadual 4: Jadual Penggunaan Import pada Harga Asas, Komoditi mengikut Aktiviti (RM'000), 2019

Table 4: Imports Use Tables at Basic Prices, Commodity by Activity (RM'000), 2019

	Komoditi / Aktiviti	Minyak & Lemak Sayuran dan Haiwan *Vegetable & Animal Oils and Fats*	Produk Bijian, Kanji dan Produk Berkanji *Grain Mill Products, Starches and Starch Products*	Produk Bakeri *Bakery Products*	Manisan *Confectionery*	Prosesan Makanan Lain *Other Food Processing*
		21	22	23	24	25
1	Padi	-	-	-	-	-
2	Tanaman Makanan	45,248	629	627	544,529	797,708
3	Sayur-sayuran	-	5	2,437	450	9,438
4	Buah-buahan	-	-	1,802	4,493	150
5	Getah	-	-	-	-	-
6	Kelapa Sawit	-	-	-	-	-
7	Tanaman Bunga	-	304	-	-	8
8	Pertanian Lain	678,517	1,388,749	12,347	4	156,444
9	Ternakan Ayam dan Itik	-	-	570	41	1,151
10	Ternakan Lain	-	13	-	-	92
11	Perhutanan dan Pembalakan	-	-	-	-	-
12	Perikanan dan Akuakultur	-	-	-	-	862
13	Minyak Mentah dan Gas Asli	-	-	-	-	-
14	Perlombongan Bijih Besi	-	-	-	-	-
15	Pengkuarian Batu, Pasir dan Tanah Liat	-	-	-	-	-
16	Perlombongan dan Pengkuarian Lain	-	-	-	-	-
17	Pemprosesan dan Pengawetan Daging	-	-	-	-	136,628
18	Pemprosesan dan Pengawetan Makanan Laut	-	-	-	-	68,144
19	Pemprosesan dan Pengawetan Buah-buahan & Sayur-sayuran	42,045	-	71,167	351,283	110,047
20	Produk Tenusu	-	-	98,930	56,985	61,082
21	Minyak & Lemak Sayuran dan Haiwan	3,522,290	3,767	76,770	48,980	100,070
22	Produk Bijian, Kanji dan Produk Berkanji	-	830,956	984,914	143,126	716,320
23	Produk Bakeri	-	-	4,224	330	485
24	Manisan	-	-	111,498	1,000,255	91,234
25	Prosesan Makanan Lain	34,678	6,157	316,259	81,293	453,160
26	Makanan Haiwan Tersedia	-	143	-	-	21,955
27	Spirit, Wain dan Minuman Keras	-	-	23	-	88
28	Minuman Ringan, Air Mineral dan Minuman Lain yang Dibotolkan	-	56	36	10	312
29	Produk Tembakau	-	-	-	-	-
30	Penyediaan, Pemintalan dan Penenunan Tekstil	-	-	-	-	-
31	Penyiapan Akhir Tekstil	-	-	-	-	-
32	Tekstil Lain	184,804	5,518	4,587	16,106	4,984
33	Pakaian	39,491	858	3,266	4,785	3,663
34	Produk Kulit	-	-	-	-	-
35	Kasut	-	-	-	-	-
36	Pengilangan dan Pengetaman Kayu	-	-	-	-	-
37	Kepingan Venier dan Panel berasaskan Kayu	-	-	-	-	-
38	Pertukangan Kayu dan Tanggam untuk Jurubina	-	-	-	-	-
39	Bekas Kayu dan Produk Kayu Lain	7,358	21	1,140	11	197
40	Kertas dan Produk Kertas	54,838	16,143	86,451	22,560	82,169
41	Perabot	130,952	6,953	6,074	10,433	8,674
42	Penerbitan Semula Media Rakaman	-	-	-	-	-
43	Percetakan	2,316	199	35	57	68
44	Kok dan Produk Petroleum Bertapis	205,346	24,867	103,944	96,471	88,848
45	Kimia Asas	731,668	3,494	22,256	123,048	111,342
46	Baja dan Sebatian Nitrogen	-	298	20	3,240	1,605
47	Cat dan Varnis	-	18	226	2	4,025
48	Produk Farmaseutikal, Kimia Perubatan dan Botani	3,129	655	9,684	15,089	71,519
49	Sabun & Bahan Pencuci, Pencuci dan Pengilat, Pewangi dan Dandanan Diri	-	-	-	-	-
50	Produk Kimia Lain	615,330	1,002	48,544	37,073	64,451
51	Tayar dan Tiub Getah	-	-	-	-	-
52	Prosesan Getah	-	-	-	-	-
53	Sarung Tangan Getah	-	-	-	-	-
54	Produk Getah Lain	-	-	-	-	-
55	Produk Plastik	60,539	48,837	123,352	77,791	124,125
56	Kaca dan Produk Kaca	182,841	51	9,472	34,595	86,464
57	Produk Refraktori, Tanah Liat, Porselin dan Seramik	-	-	-	-	-
58	Simen, Kapur dan Plaster	-	-	-	-	-
59	Produk Mineral bukan Logam	-	-	-	-	-
60	Besi dan Keluli Asas	-	-	-	-	-
61	Logam Asas Berharga dan Logam bukan Ferus Lain	-	-	-	-	-
62	Pengacuan Logam	-	-	-	-	-
63	Produk Struktur Logam, Tangki, Takungan dan Penjana Wap	-	-	-	-	-
64	Produk Logam Lain yang Direka	50,773	2,240	34,488	2,786	13,120

Jadual 4: Jadual Penggunaan Import pada Harga Asas, Komoditi mengikut Aktiviti (RM'000), 2019

Table 4: Imports Use Tables at Basic Prices, Commodity by Activity (RM'000), 2019

Makanan Haiwan Tersedia *Prepared Animal Feeds*	Spirit, Wain dan Minuman Keras *Spirits, Wines and Liquors*	Minuman Ringan, Air Mineral dan Minuman Lain Dibotolkan *Soft Drinks, Mineral Waters and Other Bottled Waters*	Produk Tembakau *Tobacco Products*	Penyediaan, Pemintalan dan Penenunan Tekstil *Preparation, Spinning and Weaving of Textiles*	Activity / Commodity	
26	27	28	29	30		
-	-	-	-	-	Paddy	1
-	217	949	-	-	Food Crops	2
1,088	-	5,873	-	-	Vegetables	3
-	33,567	2,221	-	-	Fruits	4
-	-	-	-	-	Rubber	5
-	-	-	-	-	Oil Palm	6
-	-	275	-	-	Flower Plants	7
750,626	1,384	2,669	571,615	1,445,947	Other Agriculture	8
2,841	-	-	-	-	Poultry Farming	9
40,048	-	-	-	-	Other Livestock	10
-	-	-	-	-	Forestry and Logging	11
-	-	-	-	-	Fishing and Aquaculture	12
-	-	-	-	-	Crude Oil and Natural Gas	13
-	-	-	-	-	Mining of Metal Ores	14
-	-	-	-	-	Quarrying of Stone, Sand and Clay	15
-	-	-	-	-	Other Mining and Quarrying	16
28,449	-	-	-	-	Processing and Preserving of Meat	17
723,419	-	-	-	-	Processing and Preserving of Seafood	18
114,424	29,322	182,446	-	-	Processing and Preserving of Fruits & Vegetables	19
-	-	5,419	-	-	Dairy Products	20
35,655	3,439	8,826	-	-	Vegetable & Animal Oils and Fats	21
-	775	37,967	-	-	Grain Mill Products, Starches and Starch Products	22
-	-	-	-	-	Bakery Products	23
-	12,092	139,441	-	-	Confectionery	24
5,362	6,638	151,943	61,708	-	Other Food Processing	25
18,629	-	-	-	-	Prepared Animal Feeds	26
-	269	148	-	-	Spirits, Wines and Liquors	27
53	6,223	36,747	-	-	Soft Drinks, Mineral Waters and Other Bottled Waters	28
-	-	-	16,139	-	Tobacco Products	29
-	-	-	-	7,521	Preparation, Spinning and Weaving of Textiles	30
-	-	-	-	1	Finishing of Textiles	31
2,412	52,110	109,005	5	3,011	Other Textiles	32
545	292	1,471	3,170	1,984	Wearing Apparel	33
-	-	-	-	2,105	Leather Products	34
-	-	-	-	-	Footwear	35
-	-	-	-	-	Sawmilling and Planning of Wood	36
-	-	-	1,174	315	Veneer Sheets and Wood-based Panels	37
-	-	-	-	-	Builders' Carpentry and Joinery	38
193	3,052	129	662	4	Wooden Containers and Other Wood Products	39
14,350	8,912	111,634	338,308	2,003	Paper and Paper Products	40
3,867	369	4,760	2,737	664	Furniture	41
-	-	-	-	-	Reproduction of Recorded Media	42
26	3,466	24	40	17	Printing	43
98,878	40,250	17,052	406	10,325	Coke and Refined Petroleum Products	44
50,288	30,758	85,670	94	29,907	Basic Chemicals	45
64	2	828	-	-	Fertilizers and Nitrogen Compounds	46
-	-	17	-	5,922	Paints and Varnishes	47
18,701	1,507	87,702	108,642	32,973	Pharmaceuticals, Medicinal Chemical and Botanical Products	48
-	-	-	-	-	Soaps & Detergents, Cleaning & Polishing, Perfumes and Toilet Preparations	49
25,686	9,476	47,581	231	130,265	Other Chemicals Products	50
-	-	-	-	-	Rubber Tyres and Tubes	51
-	-	-	-	566	Rubber Processing	52
-	-	-	-	1	Rubber Gloves	53
-	-	-	-	-	Other Rubber Products	54
81,409	623	109,967	899	3,250	Plastic Products	55
-	74,049	121,065	-	28	Glass and Glass Products	56
-	-	-	-	-	Refractory, Clay, Porcelain and Ceramic Products	57
-	-	-	-	-	Cement, Lime and Plaster	58
-	-	-	-	-	Non-Metallic Mineral Products	59
-	-	-	-	-	Basic Iron and Steel	60
-	-	-	-	-	Basic Precious and Other Non-Ferrous Metals	61
-	-	-	-	-	Casting of Metals	62
-	-	-	-	-	Structural Metal Products, Tanks, Reservoirs and Steam Generators	63
95	10,202	20,465	53	307	Other Fabricated Metal Products	64

Jadual 4: Jadual Penggunaan Import pada Harga Asas, Komoditi mengikut Aktiviti (RM'000), 2019

Table 4: Imports Use Tables at Basic Prices, Commodity by Activity (RM'000), 2019

	Komoditi / Aktiviti	Minyak & Lemak Sayuran dan Haiwan *Vegetable & Animal Oils and Fats*	Produk Bijian, Kanji dan Produk Berkanji *Grain Mill Products, Starches and Starch Products*	Produk Bakeri *Bakery Products*	Manisan *Confectionery*	Prosesan Makanan Lain *Other Food Processing*
		21	22	23	24	25
65	Enjin & Turbin, Alatan Kuasa Bendalir, Pam, Pemampat, Kepala Paip dan Injap Lain	-	-	-	-	-
66	Jentera Kegunaan Umum Lain	68,378	28,325	61,190	69,840	85,358
67	Senjata, Peluru dan Mesin bertujuan Khas	34	580	-	-	412
68	Perkakasan Domestik	-	-	8	-	976
69	Komputer, Peranti, Mesin dan Kelengkapan Pejabat	70,225	1,708	3,726	3,926	5,350
70	Motor Elektrik, Penjana dan Transformer	-	-	-	-	-
71	Perkakasan Pengagihan & Pengawalan Elektrik, Bateri dan Akumulator	-	-	-	-	-
72	Kabel Gentian Optikal, Elektronik dan Elektrik Lain	-	-	-	-	-
73	Alatan Pendawaian, Kelengkapan Pencahayaan Elektrik dan Elektrik Lain	-	-	-	-	-
74	Komponen dan Papan Elektronik	-	-	-	-	-
75	Peralatan Komunikasi dan Elektronik Pengguna	5,986	8,596	11,637	5,907	1,139
76	Peralatan Penyinaran, Perubatan Elektro dan Elektroterapeutik	-	-	-	-	-
77	Kelengkapan Mengukur, Menguji, Memandu Arah dan Kawalan	-	-	-	-	-
78	Instrumen Optikal, Alatan Fotografi, Media Magnetik dan Optikal	-	-	-	-	-
79	Jam Tangan dan Jam	-	-	-	-	-
80	Kenderaan Bermotor, Treler dan Semi Treler	30,595	5,883	11,923	11,907	16,527
81	Motosikal	-	-	-	-	-
82	Kapal, Bot, Basikal dan 'Invalid Carriages'	-	-	-	-	-
83	Kelengkapan Pengangkutan Lain	-	-	-	-	-
84	Pembuatan Lain	182,508	1,771	6,571	6,313	7,555
85	Pembaikan & Pemasangan Mesin dan Kelengkapan	270,130	3,782	11,197	19,154	15,585
86	Elektrik dan Gas	1,133	31	44	54	7
87	Air	4	3	9	29	13
88	Pembetungan, Pengurusan Sisa dan Aktiviti Pemulihan	-	-	-	-	-
89	Bangunan Kediaman	-	-	-	-	-
90	Bangunan Bukan Kediaman	-	-	-	-	-
91	Kejuruteraan Awam	-	-	-	-	-
92	Aktiviti Pembinaan Pertukangan Khas	-	-	-	-	-
93	Perdagangan Borong & Runcit, Pembaikan Kenderaan Bermotor dan Motosikal	-	-	-	-	-
94	Penginapan	-	-	-	-	-
95	Makanan dan Minuman	-	-	-	-	-
96	Pengangkutan Darat	8,974	423	530	754	685
97	Pengangkutan Air	83,396	3,949	4,873	7,070	6,315
98	Pengangkutan Udara	25,153	873	670	2,228	2,281
99	Penggudangan dan Aktiviti Sokongan untuk Pengangkutan	1,123	98	70	64	59
100	Perkhidmatan berkaitan Pengangkutan Air dan Udara	-	-	-	-	-
101	Perkhidmatan Operasi Lebuhraya, Jambatan dan Terowong	-	-	-	-	-
102	Perkhidmatan Pos dan Kurier	12,200	247	696	728	1,605
103	Aktiviti Penerbitan	-	-	-	-	-
104	Telekomunikasi	38,027	13,432	3,185	2,483	4,007
105	Aktiviti Wayang Gambar, Pemprograman dan Penyiaran	-	-	-	-	-
106	Perkhidmatan Komputer dan Maklumat	14,348	145	645	6,842	2,215
107	Perantaraan Kewangan	64,360	3,809	4,264	6,555	5,968
108	Perkhidmatan Kewangan Lain	-	-	-	-	-
109	Insurans/ Takaful dan Tabungan Pencen	408,150	10,782	15,410	13,086	13,130
110	Aktiviti Sokongan Perkhidmatan Kewangan dan Insurans/ Takaful	-	-	-	-	-
111	Hartanah	-	-	-	-	-
112	Pemilikan Kediaman	-	-	-	-	-
113	Sewaan dan Pajakan	535,254	20	1,899	6,635	12,003
114	Penyelidikan dan Pembangunan Saintifik	-	-	-	-	-
115	Profesional	1,072,860	165,552	50,573	94,456	97,244
116	Perkhidmatan Perniagaan	-	-	-	-	-
117	Pentadbiran Awam	-	-	-	-	-
118	Pendidikan	-	-	-	-	-
119	Kesihatan	-	-	-	-	-
120	Ketenteraman dan Keselamatan Awam	-	-	-	-	-
121	Pentadbiran Awam Lain	-	-	-	-	-
122	Institusi bukan Keuntungan yang Berkhidmat kepada Isi Rumah	-	-	-	-	-
123	Kesenian, Hiburan dan Rekreasi	-	-	-	-	-
124	Perkhidmatan Swasta Lain	-	-	-	-	-
	JUMLAH	**9,485,003**	**2,591,944**	**2,324,261**	**2,933,859**	**3,669,066**

Jadual 4: Jadual Penggunaan Import pada Harga Asas, Komoditi mengikut Aktiviti (RM'000), 2019

Table 4: Imports Use Tables at Basic Prices, Commodity by Activity (RM'000), 2019

Makanan Haiwan Tersedia *Prepared Animal Feeds*	Spirit, Wain dan Minuman Keras *Spirits, Wines and Liquors*	Minuman Ringan, Air Mineral dan Minuman Lain Dibotolkan *Soft Drinks, Mineral Waters and Other Bottled Waters*	Produk Tembakau *Tobacco Products*	Penyediaan, Pemintalan dan Penenunan Tekstil *Preparation, Spinning and Weaving of Textiles*	Activity / Commodity	
26	27	28	29	30		
-	-	-	-	-	***Engines & Turbines, Fluid Power Equipment, Other Pumps, Compressors, Taps and Valves***	***65***
38,204	3,685	46,459	2,806	8,198	***Other General Purpose Machinery***	***66***
32,333	-	147	-	3,068	***Weapons, Ammunition and Special Purpose Machinery***	***67***
-	-	-	-	-	***Domestic Appliances***	***68***
2,667	227	3,398	175	427	***Computers, Peripheral, Office Equipment and Machinery***	***69***
-	-	-	-	-	***Electric Motors, Generators and Transformers***	***70***
-	-	-	-	-	***Electricity Distribution & Control Apparatus, Batteries and Accumulators***	***71***
-	-	-	-	-	***Fibre Optic Cables, Electronic and Other Electric***	***72***
-	-	-	-	-	***Wiring Devices, Electric Lighting Equipment and Other Electrical***	***73***
-	-	-	-	-	***Electronic Components and Boards***	***74***
4,162	1,413	14,051	37,421	1,274	***Communication Equipment and Consumer Electronics***	***75***
-	-	-	-	-	***Irradiation Equipment, Electro Medical and Electrotherapeutic***	***76***
-	-	-	-	-	***Measuring Equipment, Testing, Navigating and Control***	***77***
-	-	-	-	-	***Optical Instruments, Photographic Equipment, Magnetic and Optical Media***	***78***
-	-	-	-	-	***Watches and Clocks***	***79***
10,104	804	8,639	3,744	1,894	***Motor Vehicles, Trailers and Semi Trailers***	***80***
-	-	-	-	-	***Motorcycles***	***81***
-	-	-	-	-	***Ships, Boats, Bicycles and Invalid Carriages***	***82***
-	-	-	-	-	***Other Transport Equipment***	***83***
2,882	383	2,656	356	1,868	***Other Manufacturing***	***84***
21,611	728	16,304	426	4,641	***Repair & Installation of Machinery and Equipment***	***85***
38	3	31	3	79	***Electricity and Gas***	***86***
4	1	144	-	2	***Water***	***87***
-	-	-	-	-	***Sewerage, Waste Management and Remediation Activities***	***88***
-	-	-	-	-	***Residential Buildings***	***89***
-	-	-	-	-	***Non-Residential Buildings***	***90***
-	-	-	-	-	***Civil Engineering***	***91***
-	-	-	-	-	***Specialised Construction Activities***	***92***
-	-	-	-	-	***Wholesale & Retail Trade, Repair of Motor Vehicles and Motorcycles***	***93***
-	-	-	-	-	***Accommodation***	***94***
-	-	-	-	-	***Food and Beverage***	***95***
698	489	414	118	196	***Land Transport***	***96***
6,521	1,139	3,874	1,104	1,830	***Water Transport***	***97***
2,033	2,006	1,094	607	533	***Air Transport***	***98***
57	10	34	10	17	***Warehousing and Support Activities for Transportation***	***99***
-	-	-	-	-	***Services Incidental to Water and Air Transportation***	***100***
-	-	-	-	-	***Highway Operation Services, Bridge and Tunnel***	***101***
640	46	411	99	460	***Postal and Courier Activities***	***102***
-	-	-	-	-	***Publishing Activities***	***103***
3,156	2,247	1,598	931	560	***Telecommunications***	***104***
-	-	-	-	-	***Motion Picture, Programming and Broadcasting Activities***	***105***
983	418	279	111	32	***Computer and Information Services***	***106***
5,162	1,139	3,497	1,392	2,185	***Monetary Intermediation***	***107***
-	-	-	-	-	***Other Financial Service***	***108***
32,825	16,072	8,510	3,024	19,548	***Insurance/ Takaful and Pension Funding***	***109***
-	-	-	-	-	***Activities Auxiliary to Financial Service and Insurance/ Takaful***	***110***
-	-	-	-	-	***Real Estate***	***111***
-	-	-	-	-	***Ownership of Dwellings***	***112***
3,948	-	-	-	575	***Rental and Leasing***	***113***
-	-	-	-	-	***Scientific Research and Development***	***114***
55,692	28,957	56,394	31,956	15,272	***Professional***	***115***
-	-	-	-	-	***Business Services***	***116***
-	-	-	-	-	***Public Administration***	***117***
-	-	-	-	-	***Education***	***118***
-	-	-	-	-	***Health***	***119***
-	-	-	-	-	***Public Order and Safety***	***120***
-	-	-	-	-	***Other Public Administration***	***121***
-	-	-	-	-	***Non-Profit Institutions Serving Households***	***122***
-	-	-	-	-	***Arts, Entertainment and Recreation***	***123***
-	-	-	-	-	***Other Private Services***	***124***
2,240,827	**388,756**	**1,460,231**	**1,190,165**	**1,739,774**	***TOTAL***	

Jadual 4: Jadual Penggunaan Import pada Harga Asas, Komoditi mengikut Aktiviti (RM'000), 2019

Table 4: Imports Use Tables at Basic Prices, Commodity by Activity (RM'000), 2019

	Komoditi / Aktiviti	Penyiapan Akhir Tekstil *Finishing of Textiles*	Tekstil Lain *Other Textiles*	Pakaian *Wearing Apparel*	Produk Kulit *Leather Products*	Kasut *Footwear*
		31	32	33	34	35
1	Padi	-	-	-	-	-
2	Tanaman Makanan	-	-	-	-	-
3	Sayur-sayuran	-	-	-	-	-
4	Buah-buahan	-	-	-	-	-
5	Getah	-	-	-	-	-
6	Kelapa Sawit	-	-	-	-	-
7	Tanaman Bunga	-	-	-	-	-
8	Pertanian Lain	-	24	-	-	-
9	Ternakan Ayam dan Itik	-	-	-	-	-
10	Ternakan Lain	-	-	-	-	-
11	Perhutanan dan Pembalakan	-	-	-	-	-
12	Perikanan dan Akuakultur	-	-	-	-	-
13	Minyak Mentah dan Gas Asli	-	-	-	-	-
14	Perlombongan Bijih Besi	-	-	-	-	-
15	Pengkuarian Batu, Pasir dan Tanah Liat	-	-	-	-	-
16	Perlombongan dan Pengkuarian Lain	-	-	-	-	-
17	Pemprosesan dan Pengawetan Daging	-	-	-	63,876	-
18	Pemprosesan dan Pengawetan Makanan Laut	-	-	-	2,114	-
19	Pemprosesan dan Pengawetan Buah-buahan & Sayur-sayuran	-	-	-	-	-
20	Produk Tenusu	-	-	-	-	-
21	Minyak & Lemak Sayuran dan Haiwan	-	-	-	-	-
22	Produk Bijian, Kanji dan Produk Berkanji	-	-	-	-	-
23	Produk Bakeri	-	-	-	-	-
24	Manisan	-	-	-	-	-
25	Prosesan Makanan Lain	-	-	-	-	-
26	Makanan Haiwan Tersedia	-	-	-	-	-
27	Spirit, Wain dan Minuman Keras	-	-	-	-	-
28	Minuman Ringan, Air Mineral dan Minuman Lain yang Dibotolkan	-	-	-	-	-
29	Produk Tembakau	-	-	-	-	-
30	Penyediaan, Pemintalan dan Penenunan Tekstil	124,315	349,696	956,378	8,964	115,459
31	Penyiapan Akhir Tekstil	21	262	1,918	-	-
32	Tekstil Lain	1,051	334	281,954	2,162	4,141
33	Pakaian	299	1,572	6,152	1,810	388
34	Produk Kulit	-	1,547	29,013	83,376	65,229
35	Kasut	-	448	2	-	-
36	Pengilangan dan Pengetaman Kayu	-	-	-	-	-
37	Kepingan Venier dan Panel berasaskan Kayu	1,619	482	13,137	28	248
38	Pertukangan Kayu dan Tanggam untuk Jurubina	-	-	-	-	-
39	Bekas Kayu dan Produk Kayu Lain	874	109	1,543	19	149
40	Kertas dan Produk Kertas	9,465	9,649	85,982	1,827	3,254
41	Perabot	1,412	3,094	7,031	632	929
42	Penerbitan Semula Media Rakaman	-	-	-	-	-
43	Percetakan	22	56	1,886	55	11
44	Kok dan Produk Petroleum Bertapis	18,938	46,158	36,349	1,418	14,658
45	Kimia Asas	38,246	24,032	2,307	3,421	8,452
46	Baja dan Sebatian Nitrogen	-	-	-	-	-
47	Cat dan Varnis	1,239	389	230	107	1,965
48	Produk Farmaseutikal, Kimia Perubatan dan Botani	1,059	1,622	34,781	-	-
49	Sabun & Bahan Pencuci, Pencuci dan Pengilat, Pewangi dan Dandanan Diri	1,119	38,032	-	20,755	36
50	Produk Kimia Lain	19,116	204,067	50,200	140,503	69,620
51	Tayar dan Tiub Getah	-	-	-	-	-
52	Prosesan Getah	-	663	1,215	-	1,551
53	Sarung Tangan Getah	-	7	-	132	16
54	Produk Getah Lain	-	68	-	8,453	140
55	Produk Plastik	3,558	15,756	67,124	1,502	4,699
56	Kaca dan Produk Kaca	34,621	411	541	17	17
57	Produk Refraktori, Tanah Liat, Porselin dan Seramik	-	-	-	-	-
58	Simen, Kapur dan Plaster	-	-	-	-	-
59	Produk Mineral bukan Logam	-	-	-	-	-
60	Besi dan Keluli Asas	-	-	-	116	1,494
61	Logam Asas Berharga dan Logam bukan Ferus Lain	-	-	-	12	-
62	Pengacuan Logam	-	16	-	-	-
63	Produk Struktur Logam, Tangki, Takungan dan Penjana Wap	-	1	-	-	6
64	Produk Logam Lain yang Direka	16	1,231	1,706	213	4,212

Jadual 4: Jadual Penggunaan Import pada Harga Asas, Komoditi mengikut Aktiviti (RM'000), 2019

Table 4: Imports Use Tables at Basic Prices, Commodity by Activity (RM'000), 2019

Pengilangan dan Pengetaman Kayu *Sawmilling and Planning of Wood*	Kepingan Venier dan Panel berasaskan Kayu *Veneer Sheets and Wood-based Panels*	Pertukangan Kayu dan Tanggam untuk Jurubina *Builders' Carpentry and Joinery*	Bekas Kayu *Wooden Containers*	Produk Kayu Lain *Other Wood Products*	Activity / Commodity	
36	37	38	39	40		
-	-	-	-	-	Paddy	1
-	-	-	-	-	Food Crops	2
-	-	-	-	-	Vegetables	3
-	-	-	-	-	Fruits	4
-	-	-	-	-	Rubber	5
-	-	-	-	-	Oil Palm	6
-	-	-	-	-	Flower Plants	7
-	-	-	-	-	Other Agriculture	8
-	-	-	-	-	Poultry Farming	9
-	-	-	-	-	Other Livestock	10
44,073	29,218	184	327	32,932	Forestry and Logging	11
-	-	-	-	-	Fishing and Aquaculture	12
-	-	-	-	-	Crude Oil and Natural Gas	13
-	-	-	-	-	Mining of Metal Ores	14
-	-	-	-	-	Quarrying of Stone, Sand and Clay	15
-	-	-	-	-	Other Mining and Quarrying	16
-	-	-	-	-	Processing and Preserving of Meat	17
-	-	-	-	-	Processing and Preserving of Seafood	18
-	-	-	-	-	Processing and Preserving of Fruits & Vegetables	19
-	-	-	-	-	Dairy Products	20
-	-	-	-	-	Vegetable & Animal Oils and Fats	21
-	-	-	-	-	Grain Mill Products, Starches and Starch Products	22
-	-	-	-	-	Bakery Products	23
-	-	-	-	-	Confectionery	24
133	-	-	-	-	Other Food Processing	25
-	-	-	-	-	Prepared Animal Feeds	26
-	-	-	-	-	Spirits, Wines and Liquors	27
-	-	-	-	6	Soft Drinks, Mineral Waters and Other Bottled Waters	28
-	-	-	-	-	Tobacco Products	29
-	-	-	926	27,849	Preparation, Spinning and Weaving of Textiles	30
-	-	-	-	-	Finishing of Textiles	31
-	-	-	-	140,966	Other Textiles	32
2,335	777	155	259	1,859	Wearing Apparel	33
-	-	-	-	1,222	Leather Products	34
15,386	-	-	5,866	-	Footwear	35
67,655	124,046	41,168	47,343	9,204	Sawmilling and Planning of Wood	36
91,194	268,498	29,094	20,911	17,331	Veneer Sheets and Wood-based Panels	37
9,074	701	900	55	-	Builders' Carpentry and Joinery	38
2,763	476	374	6,403	2,273	Wooden Containers and Other Wood Products	39
15,200	130,805	32,721	12,655	2,507,585	Paper and Paper Products	40
23,848	21,813	4,230	2,180	10,466	Furniture	41
-	-	-	-	-	Reproduction of Recorded Media	42
33	38	9	9	32,266	Printing	43
74,212	57,460	3,134	7,215	88,506	Coke and Refined Petroleum Products	44
60,637	154,640	7,977	12,064	185,241	Basic Chemicals	45
-	53	-	-	758	Fertilizers and Nitrogen Compounds	46
64,943	62,015	12,074	3,287	111,308	Paints and Varnishes	47
-	8,218	-	-	239,327	Pharmaceuticals, Medicinal Chemical and Botanical Products	48
-	52,905	2	37	3,148	Soaps & Detergents, Cleaning & Polishing, Perfumes and Toilet Preparations	49
153,568	702,116	14,940	26,252	393,433	Other Chemicals Products	50
-	-	-	-	-	Rubber Tyres and Tubes	51
-	-	-	-	1,190	Rubber Processing	52
-	-	-	-	570	Rubber Gloves	53
-	-	-	1	-	Other Rubber Products	54
3,581	3,101	2,179	4,408	19,874	Plastic Products	55
1,503	1,204	3,267	3,728	73	Glass and Glass Products	56
-	-	-	-	-	Refractory, Clay, Porcelain and Ceramic Products	57
-	-	-	-	-	Cement, Lime and Plaster	58
-	-	-	-	8,252	Non-Metallic Mineral Products	59
-	-	32,825	2,035	800	Basic Iron and Steel	60
17,776	676	6,394	2,544	90,366	Basic Precious and Other Non-Ferrous Metals	61
-	-	-	-	3,739	Casting of Metals	62
-	-	138	9	316	Structural Metal Products, Tanks, Reservoirs and Steam Generators	63
4,919	23,405	9,814	16,919	16,588	Other Fabricated Metal Products	64

Jadual 4: Jadual Penggunaan Import pada Harga Asas, Komoditi mengikut Aktiviti (RM'000), 2019

Table 4: Imports Use Tables at Basic Prices, Commodity by Activity (RM'000), 2019

	Komoditi / Aktiviti	Penyiapan Akhir Tekstil *Finishing of Textiles*	Tekstil Lain *Other Textiles*	Pakaian *Wearing Apparel*	Produk Kulit *Leather Products*	Kasut *Footwear*
		31	32	33	34	35
65	Enjin & Turbin, Alatan Kuasa Bendalir, Pam, Pemampat, Kepala Paip dan Injap Lain	-	-	-	-	-
66	Jentera Kegunaan Umum Lain	13,142	30,539	68,920	4,245	9,252
67	Senjata, Peluru dan Mesin bertujuan Khas	-	105	1,761	-	2
68	Perkakasan Domestik	-	-	-	-	-
69	Komputer, Peranti, Mesin dan Kelengkapan Pejabat	954	1,960	4,826	261	772
70	Motor Elektrik, Penjana dan Transformer	-	-	-	-	-
71	Perkakasan Pengagihan & Pengawalan Elektrik, Bateri dan Akumulator	-	-	-	-	-
72	Kabel Gentian Optikal, Elektronik dan Elektrik Lain	-	-	-	-	-
73	Alatan Pendawaian, Kelengkapan Pencahayaan Elektrik dan Elektrik Lain	-	-	-	-	-
74	Komponen dan Papan Elektronik	-	-	-	-	-
75	Peralatan Komunikasi dan Elektronik Pengguna	1,806	3,062	19,521	576	1,193
76	Peralatan Penyinaran, Perubatan Elektro dan Elektroterapeutik	-	-	-	-	-
77	Kelengkapan Mengukur, Menguji, Memandu Arah dan Kawalan	-	-	-	-	-
78	Instrumen Optikal, Alatan Fotografi, Media Magnetik dan Optikal	-	-	-	-	-
79	Jam Tangan dan Jam	-	-	-	-	-
80	Kenderaan Bermotor, Treler dan Semi Treler	2,567	6,088	39,998	2,614	4,582
81	Motosikal	-	-	-	-	-
82	Kapal, Bot, Basikal dan 'Invalid Carriages'	-	-	-	-	-
83	Kelengkapan Pengangkutan Lain	-	-	-	-	-
84	Pembuatan Lain	2,451	6,231	207,478	6,117	1,235
85	Pembaikan & Pemasangan Mesin dan Kelengkapan	5,082	4,030	19,442	608	7,010
86	Elektrik dan Gas	17	37	43	3	9
87	Air	2	5	7	-	1
88	Pembetungan, Pengurusan Sisa dan Aktiviti Pemulihan	-	-	-	-	-
89	Bangunan Kediaman	-	-	-	-	-
90	Bangunan Bukan Kediaman	-	-	-	-	-
91	Kejuruteraan Awam	-	-	-	-	-
92	Aktiviti Pembinaan Pertukangan Khas	-	-	-	-	-
93	Perdagangan Borong & Runcit, Pembaikan Kenderaan Bermotor dan Motosikal	-	-	-	-	-
94	Penginapan	-	-	-	-	-
95	Makanan dan Minuman	-	-	-	-	-
96	Pengangkutan Darat	69	148	352	49	58
97	Pengangkutan Air	655	1,396	3,177	472	569
98	Pengangkutan Udara	161	337	1,459	135	187
99	Penggudangan dan Aktiviti Sokongan untuk Pengangkutan	7	17	193	9	5
100	Perkhidmatan berkaitan Pengangkutan Air dan Udara	-	-	-	-	-
101	Perkhidmatan Operasi Lebuhraya, Jambatan dan Terowong	-	-	-	-	-
102	Perkhidmatan Pos dan Kurier	361	472	1,971	93	229
103	Aktiviti Penerbitan	-	-	-	-	-
104	Telekomunikasi	339	854	3,874	228	431
105	Aktiviti Wayang Gambar, Pemprograman dan Penyiaran	-	-	-	-	-
106	Perkhidmatan Komputer dan Maklumat	621	74	891	71	20
107	Perantaraan Kewangan	619	1,341	3,721	503	549
108	Perkhidmatan Kewangan Lain	-	-	-	-	-
109	Insurans/ Takaful dan Tabungan Pencen	2,380	7,201	17,104	1,411	8,545
110	Aktiviti Sokongan Perkhidmatan Kewangan dan Insurans/ Takaful	-	-	-	-	-
111	Hartanah	-	-	-	-	-
112	Pemilikan Kediaman	-	-	-	-	-
113	Sewaan dan Pajakan	166	153	244	-	2,319
114	Penyelidikan dan Pembangunan Saintifik	-	-	-	-	-
115	Profesional	12,129	11,624	248,072	4,039	8,461
116	Perkhidmatan Perniagaan	-	-	-	-	-
117	Pentadbiran Awam	-	-	-	-	-
118	Pendidikan	-	-	-	-	-
119	Kesihatan	-	-	-	-	-
120	Ketenteraman dan Keselamatan Awam	-	-	-	-	-
121	Pentadbiran Awam Lain	-	-	-	-	-
122	Institusi bukan Keuntungan yang Berkhidmat kepada Isi Rumah	-	-	-	-	-
123	Kesenian, Hiburan dan Rekreasi	-	-	-	-	-
124	Perkhidmatan Swasta Lain	-	-	-	-	-
	JUMLAH	**300,517**	**775,402**	**2,222,503**	**362,946**	**342,102**

Jadual 4: Jadual Penggunaan Import pada Harga Asas, Komoditi mengikut Aktiviti (RM'000), 2019

Table 4: Imports Use Tables at Basic Prices, Commodity by Activity (RM'000), 2019

Pengilangan dan Pengetaman Kayu *Sawmilling and Planning of Wood*	Kepingan Venier dan Panel berasaskan Kayu *Veneer Sheets and Wood-based Panels*	Pertukangan Kayu dan Tanggam untuk Jurubina *Builders' Carpentry and Joinery*	Bekas Kayu *Wooden Containers*	Produk Kayu Lain *Other Wood Products*	Activity / Commodity	
36	37	38	39	40		
-	-	-	4,144	-	Engines & Turbines, Fluid Power Equipment, Other Pumps, Compressors, Taps and Valves	65
82,931	54,946	9,206	12,260	87,599	Other General Purpose Machinery	66
2,344	657	87	403	62,566	Weapons, Ammunition and Special Purpose Machinery	67
-	-	-	-	-	Domestic Appliances	68
5,231	3,621	603	25,424	6,423	Computers, Peripheral, Office Equipment and Machinery	69
-	-	-	-	-	Electric Motors, Generators and Transformers	70
-	-	-	-	-	Electricity Distribution & Control Apparatus, Batteries and Accumulators	71
-	-	-	-	-	Fibre Optic Cables, Electronic and Other Electric	72
-	-	-	-	-	Wiring Devices, Electric Lighting Equipment and Other Electrical	73
-	-	-	-	302	Electronic Components and Boards	74
6,851	14,968	4,044	2,272	315,085	Communication Equipment and Consumer Electronics	75
-	-	-	-	-	Irradiation Equipment, Electro Medical and Electrotherapeutic	76
-	-	-	-	-	Measuring Equipment, Testing, Navigating and Control	77
-	-	-	-	134	Optical Instruments, Photographic Equipment, Magnetic and Optical Media	78
-	-	-	-	-	Watches and Clocks	79
224,429	23,234	4,706	8,044	42,844	Motor Vehicles, Trailers and Semi Trailers	80
-	-	-	-	-	Motorcycles	81
-	-	-	-	-	Ships, Boats, Bicycles and Invalid Carriages	82
-	-	-	-	-	Other Transport Equipment	83
3,656	4,179	1,011	987	15,988	Other Manufacturing	84
13,939	19,889	2,474	3,011	25,005	Repair & Installation of Machinery and Equipment	85
35	88	11	9	122	Electricity and Gas	86
6	6	1	2	8	Water	87
-	-	-	-	-	Sewerage, Waste Management and Remediation Activities	88
-	-	-	-	-	Residential Buildings	89
-	-	-	-	-	Non-Residential Buildings	90
-	-	-	-	-	Civil Engineering	91
-	-	-	-	-	Specialised Construction Activities	92
-	-	-	-	-	Wholesale & Retail Trade, Repair of Motor Vehicles and Motorcycles	93
-	-	-	-	-	Accommodation	94
-	-	-	-	-	Food and Beverage	95
618	763	112	131	1,051	Land Transport	96
6,022	7,336	1,178	1,291	9,983	Water Transport	97
1,406	1,207	243	352	1,388	Air Transport	98
52	65	10	11	90	Warehousing and Support Activities for Transportation	99
-	-	-	-	-	Services Incidental to Water and Air Transportation	100
-	-	-	-	-	Highway Operation Services, Bridge and Tunnel	101
435	461	119	255	1,353	Postal and Courier Activities	102
-	-	-	-	-	Publishing Activities	103
2,323	992	380	806	5,247	Telecommunications	104
-	-	-	-	-	Motion Picture, Programming and Broadcasting Activities	105
303	521	122	171	4,109	Computer and Information Services	106
4,876	6,327	872	986	9,246	Monetary Intermediation	107
-	-	-	-	-	Other Financial Service	108
15,529	17,219	3,402	4,912	36,439	Insurance/ Takaful and Pension Funding	109
-	-	-	-	-	Activities Auxiliary to Financial Service and Insurance/ Takaful	110
-	-	-	-	-	Real Estate	111
-	-	-	-	-	Ownership of Dwellings	112
472	271	800	14	11,581	Rental and Leasing	113
-	-	-	-	-	Scientific Research and Development	114
58,880	100,549	8,440	13,268	90,573	Professional	115
-	-	-	-	-	Business Services	116
-	-	-	-	-	Public Administration	117
-	-	-	-	-	Education	118
-	-	-	-	-	Health	119
-	-	-	-	-	Public Order and Safety	120
-	-	-	-	-	Other Public Administration	121
-	-	-	-	-	Non-Profit Institutions Serving Households	122
-	-	-	-	-	Arts, Entertainment and Recreation	123
-	-	-	-	-	Other Private Services	124
1,083,170	**1,899,464**	**239,399**	**254,186**	**4,674,584**	TOTAL	

Jadual 4: Jadual Penggunaan Import pada Harga Asas, Komoditi mengikut Aktiviti (RM'000), 2019

Table 4: Imports Use Tables at Basic Prices, Commodity by Activity (RM'000), 2019

	Komoditi / Aktiviti	Kertas & Produk Kertas dan Perabot *Paper & Paper Products and Furniture*	Penerbitan Semula Media Rakaman *Reproduction of Recorded Media*	Percetakan *Printing*	Kok dan Produk Petroleum Bertapis *Coke and Refined Petroleum Products*	Kimia Asas *Basic Chemicals*
		41	42	43	44	45
1	Padi	-	-	-	-	-
2	Tanaman Makanan	-	-	-	-	-
3	Sayur-sayuran	-	-	-	-	6
4	Buah-buahan	-	-	-	-	-
5	Getah	-	-	-	-	-
6	Kelapa Sawit	-	-	-	-	-
7	Tanaman Bunga	-	-	-	-	-
8	Pertanian Lain	-	-	-	-	54
9	Ternakan Ayam dan Itik	-	-	-	-	-
10	Ternakan Lain	-	-	-	-	-
11	Perhutanan dan Pembalakan	1,882	-	-	-	-
12	Perikanan dan Akuakultur	-	-	-	-	-
13	Minyak Mentah dan Gas Asli	-	-	-	26,383,001	-
14	Perlombongan Bijih Besi	-	-	-	-	36,760
15	Pengkuarian Batu, Pasir dan Tanah Liat	-	-	-	-	2,392
16	Perlombongan dan Pengkuarian Lain	-	-	-	-	5,623
17	Pemprosesan dan Pengawetan Daging	-	-	-	-	-
18	Pemprosesan dan Pengawetan Makanan Laut	-	-	-	-	-
19	Pemprosesan dan Pengawetan Buah-buahan & Sayur-sayuran	-	-	-	-	27,537
20	Produk Tenusu	-	-	-	-	-
21	Minyak & Lemak Sayuran dan Haiwan	-	-	-	-	-
22	Produk Bijian, Kanji dan Produk Berkanji	-	-	-	-	-
23	Produk Bakeri	-	-	-	-	-
24	Manisan	-	-	-	-	71,568
25	Prosesan Makanan Lain	-	-	-	-	5
26	Makanan Haiwan Tersedia	-	-	-	-	-
27	Spirit, Wain dan Minuman Keras	-	-	-	-	-
28	Minuman Ringan, Air Mineral dan Minuman Lain yang Dibotolkan	-	-	-	-	51
29	Produk Tembakau	-	-	-	-	-
30	Penyediaan, Pemintalan dan Penenunan Tekstil	50,697	-	4,047	-	-
31	Penyiapan Akhir Tekstil	-	-	-	-	-
32	Tekstil Lain	39,617	-	5,824	179	2,518
33	Pakaian	1,970	19	2,712	590	4,094
34	Produk Kulit	42,993	-	-	-	-
35	Kasut	5,574	-	-	-	-
36	Pengilangan dan Pengetaman Kayu	174,145	-	3,256	79	298
37	Kepingan Venier dan Panel berasaskan Kayu	248,343	9	6,276	1,231	780
38	Pertukangan Kayu dan Tanggam untuk Jurubina	489	-	-	-	-
39	Bekas Kayu dan Produk Kayu Lain	7,234	4	132	17	2,455
40	Kertas dan Produk Kertas	78,677	504	1,323,764	3,169	45,965
41	Perabot	271,745	19	5,559	8,371	25,524
42	Penerbitan Semula Media Rakaman	-	-	-	-	-
43	Percetakan	63	16	19,299	42	92
44	Kok dan Produk Petroleum Bertapis	30,218	95	22,371	615,275	2,625,672
45	Kimia Asas	66,315	410	160,953	1,532,343	2,966
46	Baja dan Sebatian Nitrogen	972	-	18	-	49,915
47	Cat dan Varnis	92,396	1	182,563	1,116	13,793
48	Produk Farmaseutikal, Kimia Perubatan dan Botani	46,544	-	90,362	399	2,663
49	Sabun & Bahan Pencuci, Pencuci dan Pengilat, Pewangi dan Dandanan Diri	1,435	-	4,616	-	2,252
50	Produk Kimia Lain	193,366	1,007	280,835	394,642	355,133
51	Tayar dan Tiub Getah	121	-	-	37,013	-
52	Prosesan Getah	6,173	-	-	-	-
53	Sarung Tangan Getah	89	-	5	-	-
54	Produk Getah Lain	1,486	-	199	-	-
55	Produk Plastik	12,661	649	9,026	7,810	32,978
56	Kaca dan Produk Kaca	23,643	-	393	135	48,941
57	Produk Refraktori, Tanah Liat, Porselin dan Seramik	256	-	-	-	5,462
58	Simen, Kapur dan Plaster	88	-	-	-	7,471
59	Produk Mineral bukan Logam	3,059	-	489	219	1,716
60	Besi dan Keluli Asas	159,219	-	13,881	459	102,022
61	Logam Asas Berharga dan Logam bukan Ferus Lain	71,680	-	32,694	307,640	110,833
62	Pengacuan Logam	808	-	685	-	-
63	Produk Struktur Logam, Tangki, Takungan dan Penjana Wap	3,663	-	116	2	7,842
64	Produk Logam Lain yang Direka	153,897	57	9,637	5,212	53,999

Jadual 4: Jadual Penggunaan Import pada Harga Asas, Komoditi mengikut Aktiviti (RM'000), 2019

Table 4: Imports Use Tables at Basic Prices, Commodity by Activity (RM'000), 2019

Baja dan Sebatian Nitrogen *Fertilizers and Nitrogen Compounds*	Cat dan Varnis *Paints and Varnishes*	Produk Farmaseutikal, Kimia Perubatan dan Botani *Pharmaceuticals, Medicinal Chemical and Botanical Products*	Sabun & Bahan Pencuci, Pencuci dan Pengilat, Pewangi & Dandanan Diri *Soap & Detergents, Cleaning dan Polishing, Perfumes &*	Produk Kimia Lain *Other Chemicals Products*	Activity / Commodity	
46	47	48	49	50		
-	-	-	-	-	Paddy	1
-	-	2,880	-	-	Food Crops	2
-	-	105	-	-	Vegetables	3
-	-	5	-	-	Fruits	4
-	-	-	-	-	Rubber	5
-	-	-	-	-	Oil Palm	6
-	-	2	-	-	Flower Plants	7
329	-	548	-	-	Other Agriculture	8
-	-	-	-	-	Poultry Farming	9
-	-	-	-	-	Other Livestock	10
-	-	-	-	-	Forestry and Logging	11
-	-	11	-	-	Fishing and Aquaculture	12
-	-	-	-	-	Crude Oil and Natural Gas	13
-	-	-	-	-	Mining of Metal Ores	14
-	-	-	-	5	Quarrying of Stone, Sand and Clay	15
796,737	-	-	-	78,194	Other Mining and Quarrying	16
4,194	-	-	-	-	Processing and Preserving of Meat	17
1,293	-	-	-	-	Processing and Preserving of Seafood	18
-	-	1,909	-	-	Processing and Preserving of Fruits & Vegetables	19
-	-	-	46	-	Dairy Products	20
-	-	822	3,423	-	Vegetable & Animal Oils and Fats	21
12,429	-	-	67	-	Grain Mill Products, Starches and Starch Products	22
-	-	-	-	-	Bakery Products	23
31	-	-	-	-	Confectionery	24
-	-	-	849	3	Other Food Processing	25
-	-	-	-	-	Prepared Animal Feeds	26
-	-	-	-	-	Spirits, Wines and Liquors	27
-	-	237	19	-	Soft Drinks, Mineral Waters and Other Bottled Waters	28
-	-	-	-	-	Tobacco Products	29
-	-	3,482	23	299	Preparation, Spinning and Weaving of Textiles	30
-	-	-	1	-	Finishing of Textiles	31
35	414	11,296	344	18,342	Other Textiles	32
1,036	1,207	579	515	10,997	Wearing Apparel	33
-	-	-	-	-	Leather Products	34
-	-	41,190	-	285	Footwear	35
2,108	-	-	-	70	Sawmilling and Planning of Wood	36
316	1,721	119	230	15,414	Veneer Sheets and Wood-based Panels	37
-	-	-	-	-	Builders' Carpentry and Joinery	38
13	149	23	226	7,122	Wooden Containers and Other Wood Products	39
2,645	8,909	19,809	44,861	131,135	Paper and Paper Products	40
1,181	1,845	6,880	2,706	22,602	Furniture	41
-	-	-	-	-	Reproduction of Recorded Media	42
11	23	29	25	254	Printing	43
51,548	5,166	3,930	32,436	335,655	Coke and Refined Petroleum Products	44
137,429	237,847	113,801	195,070	2,403,559	Basic Chemicals	45
42,294	147	12,369	3,224	217,617	Fertilizers and Nitrogen Compounds	46
20,673	140,113	1	575	28,862	Paints and Varnishes	47
-	1,754	34,315	7,016	4,918	Pharmaceuticals, Medicinal Chemical and Botanical Products	48
-	1,865	3,763	892,403	15,780	Soaps & Detergents, Cleaning & Polishing, Perfumes and Toilet Preparations	49
90,279	677,639	876,482	190,987	4,587,479	Other Chemicals Products	50
-	-	-	-	-	Rubber Tyres and Tubes	51
-	-	50	-	3,961	Rubber Processing	52
-	-	302	-	-	Rubber Gloves	53
-	-	-	-	-	Other Rubber Products	54
27,409	13,283	14,947	28,847	386,227	Plastic Products	55
1	568	21,363	5,915	124,020	Glass and Glass Products	56
-	-	-	-	356	Refractory, Clay, Porcelain and Ceramic Products	57
-	-	-	-	2	Cement, Lime and Plaster	58
92	452	8	-	31,172	Non-Metallic Mineral Products	59
-	-	-	3,331	4,462	Basic Iron and Steel	60
132	7,447	574	13	79,946	Basic Precious and Other Non-Ferrous Metals	61
-	-	-	-	-	Casting of Metals	62
-	-	2	14	29	Structural Metal Products, Tanks, Reservoirs and Steam Generators	63
12	20,663	2,793	831	39,850	Other Fabricated Metal Products	64

Jadual 4: Jadual Penggunaan Import pada Harga Asas, Komoditi mengikut Aktiviti (RM'000), 2019

Table 4: Imports Use Tables at Basic Prices, Commodity by Activity (RM'000), 2019

	Komoditi / Aktiviti	Kertas & Produk Kertas dan Perabot *Paper & Paper Products and Furniture*	Penerbitan Semula Media Rakaman *Reproduction of Recorded Media*	Percetakan *Printing*	Kok dan Produk Petroleum Bertapis *Coke and Refined Petroleum Products*	Kimia Asas *Basic Chemicals*
		41	42	43	44	45
65	Enjin & Turbin, Alatan Kuasa Bendalir, Pam, Pemampat, Kepala Paip dan Injap Lain	-	-	-	-	-
66	Jentera Kegunaan Umum Lain	53,363	195	46,434	81,481	249,201
67	Senjata, Peluru dan Mesin bertujuan Khas	13,055	-	2,767	1,700	3,068
68	Perkakasan Domestik	-	-	419	-	-
69	Komputer, Peranti, Mesin dan Kelengkapan Pejabat	24,651	12,893	22,154	5,051	8,864
70	Motor Elektrik, Penjana dan Transformer	-	-	441	-	-
71	Perkakasan Pengagihan & Pengawalan Elektrik, Bateri dan Akumulator	117	-	2,447	-	-
72	Kabel Gentian Optikal, Elektronik dan Elektrik Lain	73	-	-	-	-
73	Alatan Pendawaian, Kelengkapan Pencahayaan Elektrik dan Elektrik Lain	36	-	-	-	-
74	Komponen dan Papan Elektronik	192,404	-	92	-	399
75	Peralatan Komunikasi dan Elektronik Pengguna	8,922	92	151,917	522	2,951
76	Peralatan Penyinaran, Perubatan Elektro dan Elektroterapeutik	-	-	-	-	-
77	Kelengkapan Mengukur, Menguji, Memandu Arah dan Kawalan	117	-	973	-	64
78	Instrumen Optikal, Alatan Fotografi, Media Magnetik dan Optikal	131	-	396	-	-
79	Jam Tangan dan Jam	-	-	-	-	-
80	Kenderaan Bermotor, Treler dan Semi Treler	35,779	328	34,237	17,674	46,673
81	Motosikal	-	-	-	-	-
82	Kapal, Bot, Basikal dan 'Invalid Carriages'	-	-	-	-	-
83	Kelengkapan Pengangkutan Lain	-	-	-	-	-
84	Pembuatan Lain	7,217	1,716	8,325	4,683	10,146
85	Pembaikan & Pemasangan Mesin dan Kelengkapan	20,918	24	8,931	29,380	78,766
86	Elektrik dan Gas	48	-	30	64	343
87	Air	11	-	7	7	47
88	Pembetungan, Pengurusan Sisa dan Aktiviti Pemulihan	-	-	-	-	-
89	Bangunan Kediaman	-	-	-	-	-
90	Bangunan Bukan Kediaman	-	-	-	-	-
91	Kejuruteraan Awam	-	-	-	-	-
92	Aktiviti Pembinaan Pertukangan Khas	-	-	-	-	-
93	Perdagangan Borong & Runcit, Pembaikan Kenderaan Bermotor dan Motosikal	-	-	-	-	-
94	Penginapan	-	-	-	-	-
95	Makanan dan Minuman	-	-	-	-	-
96	Pengangkutan Darat	779	2	505	9,063	3,118
97	Pengangkutan Air	7,323	22	4,693	87,895	29,419
98	Pengangkutan Udara	1,981	6	1,478	10,848	6,872
99	Penggudangan dan Aktiviti Sokongan untuk Pengangkutan	67	2	46	739	260
100	Perkhidmatan berkaitan Pengangkutan Air dan Udara	-	-	-	-	-
101	Perkhidmatan Operasi Lebuhraya, Jambatan dan Terowong	-	-	-	-	-
102	Perkhidmatan Pos dan Kurier	910	2	2,960	263	1,678
103	Aktiviti Penerbitan	-	-	-	-	-
104	Telekomunikasi	5,564	11	4,271	1,160	4,213
105	Aktiviti Wayang Gambar, Pemprograman dan Penyiaran	-	-	-	-	-
106	Perkhidmatan Komputer dan Maklumat	1,237	22	2,688	14,669	17,164
107	Perantaraan Kewangan	6,240	21	4,553	78,255	21,259
108	Perkhidmatan Kewangan Lain	-	-	-	-	-
109	Insurans/ Takaful dan Tabungan Pencen	27,809	23	23,240	34,832	81,031
110	Aktiviti Sokongan Perkhidmatan Kewangan dan Insurans/ Takaful	-	-	-	-	-
111	Hartanah	-	-	-	-	-
112	Pemilikan Kediaman	-	-	-	-	-
113	Sewaan dan Pajakan	1,369	-	862	804	135,757
114	Penyelidikan dan Pembangunan Saintifik	-	-	-	-	-
115	Profesional	84,475	156	85,188	176,242	207,605
116	Perkhidmatan Perniagaan	-	-	-	-	-
117	Pentadbiran Awam	-	-	-	-	-
118	Pendidikan	-	-	-	-	-
119	Kesihatan	-	-	-	-	-
120	Ketenteraman dan Keselamatan Awam	-	-	-	-	-
121	Pentadbiran Awam Lain	-	-	-	-	-
122	Institusi bukan Keuntungan yang Berkhidmat kepada Isi Rumah	-	-	-	-	-
123	Kesenian, Hiburan dan Rekreasi	-	-	-	-	-
124	Perkhidmatan Swasta Lain	-	-	-	-	-
	JUMLAH	**2,286,113**	**18,305**	**2,589,763**	**29,854,279**	**4,558,277**

Jadual 4: Jadual Penggunaan Import pada Harga Asas, Komoditi mengikut Aktiviti (RM'000), 2019

Table 4: Imports Use Tables at Basic Prices, Commodity by Activity (RM'000), 2019

Baja dan Sebatian Nitrogen *Fertilizers and Nitrogen Compounds*	**Cat dan Varnis** *Paints and Varnishes*	**Produk Farmaseutikal, Kimia Perubatan dan Botani** *Pharmaceuticals, Medicinal Chemical and Botanical Products*	**Sabun & Bahan Pencuci, Pencuci dan Pengilat, Pewangi & Dandanan Diri** *Soap & Detergents, Cleaning dan Polishing, Perfumes &*	**Produk Kimia Lain** *Other Chemicals Products*	***Activity*** / ***Commodity***	
46	**47**	**48**	**49**	**50**		
-	-	-	-	-	***Engines & Turbines, Fluid Power Equipment, Other Pumps, Compressors, Taps and Valves***	***65***
11,483	13,241	39,497	24,337	219,022	***Other General Purpose Machinery***	***66***
26	12,011	-	282	2,918	***Weapons, Ammunition and Special Purpose Machinery***	***67***
-	-	85	-	-	***Domestic Appliances***	***68***
767	836	2,506	1,575	8,361	***Computers, Peripheral, Office Equipment and Machinery***	***69***
-	-	-	-	-	***Electric Motors, Generators and Transformers***	***70***
1	-	-	215	16,584	***Electricity Distribution & Control Apparatus, Batteries and Accumulators***	***71***
-	-	-	-	-	***Fibre Optic Cables, Electronic and Other Electric***	***72***
-	-	-	-	-	***Wiring Devices, Electric Lighting Equipment and Other Electrical***	***73***
-	915	1,393	-	-	***Electronic Components and Boards***	***74***
342	1,315	3,500	5,346	9,769	***Communication Equipment and Consumer Electronics***	***75***
-	-	795	-	-	***Irradiation Equipment, Electro Medical and Electrotherapeutic***	***76***
-	-	-	-	-	***Measuring Equipment, Testing, Navigating and Control***	***77***
-	-	-	-	-	***Optical Instruments, Photographic Equipment, Magnetic and Optical Media***	***78***
-	-	-	-	6,250	***Watches and Clocks***	***79***
2,264	3,644	14,136	4,793	53,878	***Motor Vehicles, Trailers and Semi Trailers***	***80***
-	-	-	-	-	***Motorcycles***	***81***
-	-	-	-	-	***Ships, Boats, Bicycles and Invalid Carriages***	***82***
-	-	-	-	-	***Other Transport Equipment***	***83***
1,232	2,520	3,225	2,795	28,110	***Other Manufacturing***	***84***
6,326	15,100	4,628	6,691	44,535	***Repair & Installation of Machinery and Equipment***	***85***
7	90	15	17	146	***Electricity and Gas***	***86***
4	2	2	4	26	***Water***	***87***
-	-	-	-	-	***Sewerage, Waste Management and Remediation Activities***	***88***
-	-	-	-	-	***Residential Buildings***	***89***
-	-	-	-	-	***Non-Residential Buildings***	***90***
-	-	-	-	-	***Civil Engineering***	***91***
-	-	-	-	-	***Specialised Construction Activities***	***92***
-	-	-	-	-	***Wholesale & Retail Trade, Repair of Motor Vehicles and Motorcycles***	***93***
-	-	-	-	-	***Accommodation***	***94***
-	-	-	-	-	***Food and Beverage***	***95***
158	294	186	299	2,106	***Land Transport***	***96***
1,488	2,768	1,711	2,750	19,929	***Water Transport***	***97***
376	823	647	1,020	4,930	***Air Transport***	***98***
13	25	17	25	200	***Warehousing and Support Activities for Transportation***	***99***
-	-	-	-	-	***Services Incidental to Water and Air Transportation***	***100***
-	-	-	-	-	***Highway Operation Services, Bridge and Tunnel***	***101***
91	387	430	565	1,797	***Postal and Courier Activities***	***102***
-	-	-	-	-	***Publishing Activities***	***103***
684	1,226	924	1,815	7,901	***Telecommunications***	***104***
-	-	-	-	-	***Motion Picture, Programming and Broadcasting Activities***	***105***
1,546	1,512	494	1,423	7,824	***Computer and Information Services***	***106***
1,859	2,696	1,808	2,815	19,177	***Monetary Intermediation***	***107***
-	-	-	-	-	***Other Financial Service***	***108***
5,723	8,937	4,877	34,938	47,002	***Insurance/ Takaful and Pension Funding***	***109***
-	-	-	-	-	***Activities Auxiliary to Financial Service and Insurance/ Takaful***	***110***
-	-	-	-	-	***Real Estate***	***111***
-	-	-	-	-	***Ownership of Dwellings***	***112***
-	43,285	9,503	21,262	75,322	***Rental and Leasing***	***113***
-	-	-	-	-	***Scientific Research and Development***	***114***
68,162	53,002	27,026	34,029	157,359	***Professional***	***115***
-	-	-	-	-	***Business Services***	***116***
-	-	-	-	-	***Public Administration***	***117***
-	-	-	-	-	***Education***	***118***
-	-	-	-	-	***Health***	***119***
-	-	-	-	-	***Public Order and Safety***	***120***
-	-	-	-	-	***Other Public Administration***	***121***
-	-	-	-	-	***Non-Profit Institutions Serving Households***	***122***
-	-	-	-	-	***Arts, Entertainment and Recreation***	***123***
-	-	-	-	-	***Other Private Services***	***124***
1,294,777	**1,285,840**	**1,292,031**	**1,560,993**	**9,281,763**	***TOTAL***	

Jadual 4: Jadual Penggunaan Import pada Harga Asas, Komoditi mengikut Aktiviti (RM'000), 2019

Table 4: Imports Use Tables at Basic Prices, Commodity by Activity (RM'000), 2019

	Komoditi / Aktiviti	Tayar dan Tiub Getah *Rubber Tyres and Tubes*	Prosesan Getah *Rubber Processing*	Sarung Tangan Getah *Rubber Gloves*	Produk Getah Lain *Other Rubber Products*	Produk Plastik *Plastic Products*
		51	52	53	54	55
1	Padi	-	-	-	-	-
2	Tanaman Makanan	-	-	-	-	-
3	Sayur-sayuran	-	-	-	-	-
4	Buah-buahan	-	-	-	-	-
5	Getah	-	3,328,689	1,218,405	221,601	-
6	Kelapa Sawit	-	-	-	-	-
7	Tanaman Bunga	-	-	-	-	-
8	Pertanian Lain	-	-	-	-	-
9	Ternakan Ayam dan Itik	-	-	-	-	-
10	Ternakan Lain	-	-	-	-	-
11	Perhutanan dan Pembalakan	-	-	-	-	-
12	Perikanan dan Akuakultur	-	-	-	-	-
13	Minyak Mentah dan Gas Asli	-	-	-	-	-
14	Perlombongan Bijih Besi	-	-	-	-	-
15	Pengkuarian Batu, Pasir dan Tanah Liat	-	5,291	-	166	-
16	Perlombongan dan Pengkuarian Lain	-	-	-	-	-
17	Pemprosesan dan Pengawetan Daging	-	-	-	-	-
18	Pemprosesan dan Pengawetan Makanan Laut	-	-	-	-	-
19	Pemprosesan dan Pengawetan Buah-buahan & Sayur-sayuran	-	-	-	-	-
20	Produk Tenusu	-	-	-	-	-
21	Minyak & Lemak Sayuran dan Haiwan	-	-	4,184	410	6,719
22	Produk Bijian, Kanji dan Produk Berkanji	-	-	-	-	-
23	Produk Bakeri	-	-	-	-	-
24	Manisan	-	-	-	-	-
25	Prosesan Makanan Lain	-	-	-	-	-
26	Makanan Haiwan Tersedia	-	-	-	-	-
27	Spirit, Wain dan Minuman Keras	-	-	-	-	-
28	Minuman Ringan, Air Mineral dan Minuman Lain yang Dibotolkan	-	-	-	-	-
29	Produk Tembakau	-	-	-	-	-
30	Penyediaan, Pemintalan dan Penenunan Tekstil	-	6,398	5,797	1,588	24,174
31	Penyiapan Akhir Tekstil	-	-	-	-	-
32	Tekstil Lain	805	2,649	6,087	15,593	28,629
33	Pakaian	259	1,373	3,309	1,325	4,195
34	Produk Kulit	-	-	-	-	-
35	Kasut	-	173	-	36	1,531
36	Pengilangan dan Pengetaman Kayu	-	-	-	2,314	-
37	Kepingan Venier dan Panel berasaskan Kayu	155	4,682	511	1,730	7,841
38	Pertukangan Kayu dan Tanggam untuk Jurubina	-	-	-	-	-
39	Bekas Kayu dan Produk Kayu Lain	22	141	224	210	761
40	Kertas dan Produk Kertas	1,673	3,198	37,878	9,719	197,246
41	Perabot	995	3,875	6,594	3,922	13,795
42	Penerbitan Semula Media Rakaman	-	-	-	-	-
43	Percetakan	8	21	41	43	1,145
44	Kok dan Produk Petroleum Bertapis	5,824	98,378	106,404	9,962	34,021
45	Kimia Asas	69,814	117,163	198,547	49,852	313,937
46	Baja dan Sebatian Nitrogen	30	1	837	441	122,018
47	Cat dan Varnis	23	1,080	194	5,016	35,987
48	Produk Farmaseutikal, Kimia Perubatan dan Botani	3,777	15,995	-	-	13,872
49	Sabun & Bahan Pencuci, Pencuci dan Pengilat, Pewangi dan Dandanan Diri	-	1	156	1,206	3,010
50	Produk Kimia Lain	287,354	1,134,341	2,616,078	443,818	9,485,009
51	Tayar dan Tiub Getah	104,109	165,432	-	352	1,553
52	Prosesan Getah	95,081	225,185	112,398	64,193	9,009
53	Sarung Tangan Getah	96	10	8,099	535	36
54	Produk Getah Lain	-	-	-	1,126	-
55	Produk Plastik	520	14,231	41,302	62,659	480,743
56	Kaca dan Produk Kaca	-	1	803	177	6,509
57	Produk Refraktori, Tanah Liat, Porselin dan Seramik	-	-	-	71	2,733
58	Simen, Kapur dan Plaster	-	-	-	-	43
59	Produk Mineral bukan Logam	-	-	-	-	12,523
60	Besi dan Keluli Asas	16,350	7,793	502	38,677	42,518
61	Logam Asas Berharga dan Logam bukan Ferus Lain	21	6,513	-	26,405	32,155
62	Pengacuan Logam	-	-	-	-	-
63	Produk Struktur Logam, Tangki, Takungan dan Penjana Wap	75	39	9	994	4,926
64	Produk Logam Lain yang Direka	4,496	6,070	155	14,747	66,040

Jadual 4: Jadual Penggunaan Import pada Harga Asas, Komoditi mengikut Aktiviti (RM'000), 2019

Table 4: Imports Use Tables at Basic Prices, Commodity by Activity (RM'000), 2019

Kaca dan Produk Kaca *Glass and Glass Products*	Produk Refraktori, Tanah Liat, Porselin dan Seramik *Refractory, Clay, Porcelain and Ceramic Products*	Simen, Kapur dan Plaster *Cement, Lime and Plaster*	Produk Mineral Bukan Logam *Non-Metallic Mineral Products*	Besi Asas dan Keluli *Basic Iron and Steel*	Activity / Commodity	
56	57	58	59	60		
-	-	-	-	-	Paddy	1
-	-	-	-	-	Food Crops	2
-	-	-	-	-	Vegetables	3
-	-	-	-	-	Fruits	4
-	-	-	-	-	Rubber	5
-	-	-	-	-	Oil Palm	6
-	-	-	-	-	Flower Plants	7
-	-	-	-	-	Other Agriculture	8
-	-	-	-	-	Poultry Farming	9
-	-	-	-	-	Other Livestock	10
-	-	-	-	-	Forestry and Logging	11
-	-	-	-	-	Fishing and Aquaculture	12
-	-	-	-	-	Crude Oil and Natural Gas	13
53	164	724	2,727	4,425,806	Mining of Metal Ores	14
2,018	26,883	67,625	144,631	193	Quarrying of Stone, Sand and Clay	15
1,598	52,884	-	327,590	-	Other Mining and Quarrying	16
-	-	-	-	-	Processing and Preserving of Meat	17
-	-	-	-	-	Processing and Preserving of Seafood	18
-	-	-	-	-	Processing and Preserving of Fruits & Vegetables	19
-	-	-	-	-	Dairy Products	20
-	382	-	-	-	Vegetable & Animal Oils and Fats	21
-	-	-	-	-	Grain Mill Products, Starches and Starch Products	22
-	-	-	-	-	Bakery Products	23
-	-	-	-	-	Confectionery	24
-	-	-	-	-	Other Food Processing	25
-	-	-	-	-	Prepared Animal Feeds	26
-	-	-	-	-	Spirits, Wines and Liquors	27
-	-	-	-	-	Soft Drinks, Mineral Waters and Other Bottled Waters	28
-	-	-	-	-	Tobacco Products	29
5,972	-	-	-	-	Preparation, Spinning and Weaving of Textiles	30
-	-	-	-	-	Finishing of Textiles	31
1,713	676	2,225	7,333	1,371	Other Textiles	32
815	615	1,294	2,849	5,628	Wearing Apparel	33
-	-	-	-	-	Leather Products	34
-	6,932	-	-	-	Footwear	35
-	-	29	194	4,879	Sawmilling and Planning of Wood	36
10,760	4,370	4,508	8,345	14,638	Veneer Sheets and Wood-based Panels	37
5	1	-	10	-	Builders' Carpentry and Joinery	38
185	194	15	851	1,905	Wooden Containers and Other Wood Products	39
8,532	11,377	72,701	75,458	137,177	Paper and Paper Products	40
6,024	4,194	7,096	13,776	66,784	Furniture	41
-	-	-	-	-	Reproduction of Recorded Media	42
19	61	18	275	1,804	Printing	43
35,679	57,903	77,231	198,819	142,367	Coke and Refined Petroleum Products	44
203,962	92,468	76,647	183,439	251,201	Basic Chemicals	45
-	-	-	1,819	30	Fertilizers and Nitrogen Compounds	46
60	5,336	11,260	170,405	70,882	Paints and Varnishes	47
8,449	-	-	37,452	-	Pharmaceuticals, Medicinal Chemical and Botanical Products	48
16	4	-	4,020	77	Soaps & Detergents, Cleaning & Polishing, Perfumes and Toilet Preparations	49
373,861	117,970	91,660	308,621	543,715	Other Chemicals Products	50
-	-	6	-	9	Rubber Tyres and Tubes	51
1,171	1,276	-	24	-	Rubber Processing	52
1	-	-	-	-	Rubber Gloves	53
-	-	-	-	-	Other Rubber Products	54
20,534	5,298	29,951	19,392	14,463	Plastic Products	55
423,451	9,948	75	35,273	86,888	Glass and Glass Products	56
17,044	31,127	15,915	10,302	1,369	Refractory, Clay, Porcelain and Ceramic Products	57
2,538	2,458	64,399	59,804	197	Cement, Lime and Plaster	58
13,215	18,467	136,516	412,663	4,363	Non-Metallic Mineral Products	59
4,147	6,017	41,242	244,090	368,360	Basic Iron and Steel	60
61,268	3,193	10,815	80,173	339,646	Basic Precious and Other Non-Ferrous Metals	61
149	-	-	114	184,145	Casting of Metals	62
203	38	175	1,575	33,045	Structural Metal Products, Tanks, Reservoirs and Steam Generators	63
5,147	4,821	9,823	96,322	944,033	Other Fabricated Metal Products	64

Jadual 4: Jadual Penggunaan Import pada Harga Asas, Komoditi mengikut Aktiviti (RM'000), 2019

Table 4: Imports Use Tables at Basic Prices, Commodity by Activity (RM'000), 2019

	Komoditi / Aktiviti	Tayar dan Tiub Getah *Rubber Tyres and Tubes*	Prosesan Getah *Rubber Processing*	Sarung Tangan Getah *Rubber Gloves*	Produk Getah Lain *Other Rubber Products*	Produk Plastik *Plastic Products*
		51	52	53	54	55
65	Enjin & Turbin, Alatan Kuasa Bendalir, Pam, Pemampat, Kepala Paip dan Injap Lain	2,321	-	-	5,974	-
66	Jentera Kegunaan Umum Lain	9,518	30,194	62,717	24,302	127,887
67	Senjata, Peluru dan Mesin bertujuan Khas	5	-	-	112	29,540
68	Perkakasan Domestik	-	-	-	-	-
69	Komputer, Peranti, Mesin dan Kelengkapan Pejabat	598	2,303	3,989	1,593	32,751
70	Motor Elektrik, Penjana dan Transformer	-	-	-	1,161	725
71	Perkakasan Pengagihan & Pengawalan Elektrik, Bateri dan Akumulator	-	-	-	1,355	221
72	Kabel Gentian Optikal, Elektronik dan Elektrik Lain	1,735	41	-	-	1,120
73	Alatan Pendawaian, Kelengkapan Pencahayaan Elektrik dan Elektrik Lain	-	-	-	-	-
74	Komponen dan Papan Elektronik	398	6,840	56	41,926	571,333
75	Peralatan Komunikasi dan Elektronik Pengguna	735	1,602	5,645	2,830	28,098
76	Peralatan Penyinaran, Perubatan Elektro dan Elektroterapeutik	608	-	-	-	-
77	Kelengkapan Mengukur, Menguji, Memandu Arah dan Kawalan	-	-	-	-	7,425
78	Instrumen Optikal, Alatan Fotografi, Media Magnetik dan Optikal	-	-	-	-	-
79	Jam Tangan dan Jam	-	-	-	-	2
80	Kenderaan Bermotor, Treler dan Semi Treler	5,597	12,414	20,365	11,259	40,331
81	Motosikal	-	-	-	-	-
82	Kapal, Bot, Basikal dan 'Invalid Carriages'	-	-	-	-	-
83	Kelengkapan Pengangkutan Lain	-	-	-	-	-
84	Pembuatan Lain	910	2,272	4,534	4,727	126,429
85	Pembaikan & Pemasangan Mesin dan Kelengkapan	2,833	7,741	17,775	7,391	33,020
86	Elektrik dan Gas	14	31	78	30	156
87	Air	1	4	21	4	18
88	Pembetungan, Pengurusan Sisa dan Aktiviti Pemulihan	-	-	-	-	-
89	Bangunan Kediaman	-	-	-	-	-
90	Bangunan Bukan Kediaman	-	-	-	-	-
91	Kejuruteraan Awam	-	-	-	-	-
92	Aktiviti Pembinaan Pertukangan Khas	-	-	-	-	-
93	Perdagangan Borong & Runcit, Pembaikan Kenderaan Bermotor dan Motosikal	-	-	-	-	-
94	Penginapan	-	-	-	-	-
95	Makanan dan Minuman	-	-	-	-	-
96	Pengangkutan Darat	222	801	743	260	1,558
97	Pengangkutan Air	2,097	7,701	7,265	2,472	14,612
98	Pengangkutan Udara	503	1,260	1,296	784	4,102
99	Penggudangan dan Aktiviti Sokongan untuk Pengangkutan	18	66	63	24	224
100	Perkhidmatan berkaitan Pengangkutan Air dan Udara	-	-	-	-	-
101	Perkhidmatan Operasi Lebuhraya, Jambatan dan Terowong	-	-	-	-	-
102	Perkhidmatan Pos dan Kurier	80	356	556	324	2,351
103	Aktiviti Penerbitan	-	-	-	-	-
104	Telekomunikasi	326	935	1,222	1,247	5,926
105	Aktiviti Wayang Gambar, Pemprograman dan Penyiaran	-	-	-	-	-
106	Perkhidmatan Komputer dan Maklumat	259	165	1,948	996	3,818
107	Perantaraan Kewangan	1,762	7,281	6,883	2,121	15,544
108	Perkhidmatan Kewangan Lain	-	-	-	-	-
109	Insurans/ Takaful dan Tabungan Pencen	3,536	6,332	10,688	9,595	56,465
110	Aktiviti Sokongan Perkhidmatan Kewangan dan Insurans/ Takaful	-	-	-	-	-
111	Hartanah	-	-	-	-	-
112	Pemilikan Kediaman	-	-	-	-	-
113	Sewaan dan Pajakan	5,249	518	1,446	2,344	55,349
114	Penyelidikan dan Pembangunan Saintifik	-	-	-	-	-
115	Profesional	9,006	101,548	80,976	23,346	139,520
116	Perkhidmatan Perniagaan	-	-	-	-	-
117	Pentadbiran Awam	-	-	-	-	-
118	Pendidikan	-	-	-	-	-
119	Kesihatan	-	-	-	-	-
120	Ketenteraman dan Keselamatan Awam	-	-	-	-	-
121	Pentadbiran Awam Lain	-	-	-	-	-
122	Institusi bukan Keuntungan yang Berkhidmat kepada Isi Rumah	-	-	-	-	-
123	Kesenian, Hiburan dan Rekreasi	-	-	-	-	-
124	Perkhidmatan Swasta Lain	-	-	-	-	-
	JUMLAH	**639,817**	**5,339,130**	**4,596,779**	**1,125,064**	**12,251,201**

Jadual 4: Jadual Penggunaan Import pada Harga Asas, Komoditi mengikut Aktiviti (RM'000), 2019

Table 4: Imports Use Tables at Basic Prices, Commodity by Activity (RM'000), 2019

Kaca dan Produk Kaca *Glass and Glass Products*	Produk Refraktori, Tanah Liat, Porselin dan Seramik *Refractory, Clay, Porcelain and Ceramic Products*	Simen, Kapur dan Plaster *Cement, Lime and Plaster*	Produk Mineral Bukan Logam *Non-Metallic Mineral Products*	Besi Asas dan Keluli *Basic Iron and Steel*	Activity / Commodity	
56	57	58	59	60		
-	-	-	120,141	85	Engines & Turbines, Fluid Power Equipment, Other Pumps, Compressors, Taps and Valves	65
47,302	38,368	62,272	93,038	444,740	Other General Purpose Machinery	66
27	9,730	1,198	255,708	31,529	Weapons, Ammunition and Special Purpose Machinery	67
-	-	-	-	-	Domestic Appliances	68
3,334	2,789	2,870	7,460	40,148	Computers, Peripheral, Office Equipment and Machinery	69
7	-	-	60	17	Electric Motors, Generators and Transformers	70
-	-	-	21	84	Electricity Distribution & Control Apparatus, Batteries and Accumulators	71
23,632	-	-	11,695	346	Fibre Optic Cables, Electronic and Other Electric	72
-	-	-	15	11,423	Wiring Devices, Electric Lighting Equipment and Other Electrical	73
43,955	23,112	-	20,210	21,396	Electronic Components and Boards	74
2,430	2,434	10,774	25,187	62,015	Communication Equipment and Consumer Electronics	75
-	-	-	-	-	Irradiation Equipment, Electro Medical and Electrotherapeutic	76
-	-	-	-	4	Measuring Equipment, Testing, Navigating and Control	77
51	-	-	-	-	Optical Instruments, Photographic Equipment, Magnetic and Optical Media	78
-	17,800	-	-	-	Watches and Clocks	79
8,395	13,466	37,420	80,516	102,330	Motor Vehicles, Trailers and Semi Trailers	80
-	-	-	-	-	Motorcycles	81
-	-	-	-	-	Ships, Boats, Bicycles and Invalid Carriages	82
-	-	-	-	-	Other Transport Equipment	83
2,109	6,771	1,968	30,242	13,150	Other Manufacturing	84
11,861	9,787	16,216	20,372	82,664	Repair & Installation of Machinery and Equipment	85
62	37	151	41	434	Electricity and Gas	86
3	8	4	12	42	Water	87
-	-	-	-	-	Sewerage, Waste Management and Remediation Activities	88
-	-	-	-	-	Residential Buildings	89
-	-	-	-	-	Non-Residential Buildings	90
-	-	-	-	-	Civil Engineering	91
-	-	-	-	-	Specialised Construction Activities	92
-	-	-	-	-	Wholesale & Retail Trade, Repair of Motor Vehicles and Motorcycles	93
-	-	-	-	-	Accommodation	94
-	-	-	-	-	Food and Beverage	95
292	237	616	1,207	1,468	Land Transport	96
2,785	2,287	6,210	11,299	13,904	Water Transport	97
610	606	1,018	2,746	4,685	Air Transport	98
25	24	52	118	127	Warehousing and Support Activities for Transportation	99
-	-	-	-	-	Services Incidental to Water and Air Transportation	100
-	-	-	-	-	Highway Operation Services, Bridge and Tunnel	101
286	214	207	920	1,431	Postal and Courier Activities	102
-	-	-	-	-	Publishing Activities	103
779	791	1,224	3,440	4,838	Telecommunications	104
-	-	-	-	-	Motion Picture, Programming and Broadcasting Activities	105
529	659	1,724	7,798	4,232	Computer and Information Services	106
2,665	1,896	4,863	10,116	14,459	Monetary Intermediation	107
-	-	-	-	-	Other Financial Service	108
9,297	10,173	34,849	25,153	23,021	Insurance/ Takaful and Pension Funding	109
-	-	-	-	-	Activities Auxiliary to Financial Service and Insurance/ Takaful	110
-	-	-	-	-	Real Estate	111
-	-	-	-	-	Ownership of Dwellings	112
54,387	361	8,154	17,548	5,244	Rental and Leasing	113
-	-	-	-	-	Scientific Research and Development	114
17,894	20,687	27,641	189,984	156,662	Professional	115
-	-	-	-	-	Business Services	116
-	-	-	-	-	Public Administration	117
-	-	-	-	-	Education	118
-	-	-	-	-	Health	119
-	-	-	-	-	Public Order and Safety	120
-	-	-	-	-	Other Public Administration	121
-	-	-	-	-	Non-Profit Institutions Serving Households	122
-	-	-	-	-	Arts, Entertainment and Recreation	123
-	-	-	-	-	Other Private Services	124
1,441,308	**627,291**	**941,378**	**3,383,393**	**8,685,450**	TOTAL	

Jadual 4: Jadual Penggunaan Import pada Harga Asas, Komoditi mengikut Aktiviti (RM'000), 2019

Table 4: Imports Use Tables at Basic Prices, Commodity by Activity (RM'000), 2019

	Komoditi / Aktiviti	Logam Asas Berharga dan Logam Bukan Ferus Lain *Basic Precious and Other Non-Ferrous Metals*	Pengacuan Logam *Casting of Metals*	Produk Struktur Logam, Tangki, Takungan dan Penjana Wap *Structural Metal Products, Tanks, Reservoirs and Steam Generators*	Keluaran Logam Lain yang Direka *Other Fabricated Metal Products*
		61	62	63	64
1	Padi	-	-	-	-
2	Tanaman Makanan	-	-	-	-
3	Sayur-sayuran	-	-	-	-
4	Buah-buahan	-	-	-	-
5	Getah	-	-	-	-
6	Kelapa Sawit	-	-	-	-
7	Tanaman Bunga	-	-	-	-
8	Pertanian Lain	-	-	-	-
9	Ternakan Ayam dan Itik	-	-	-	-
10	Ternakan Lain	-	-	-	-
11	Perhutanan dan Pembalakan	-	-	-	-
12	Perikanan dan Akuakultur	-	-	-	-
13	Minyak Mentah dan Gas Asli	-	-	-	-
14	Perlombongan Bijih Besi	2,208,499	24,204	81,011	225,858
15	Pengkuarian Batu, Pasir dan Tanah Liat	5,226	5	256	1,957
16	Perlombongan dan Pengkuarian Lain	26	-	129	-
17	Pemprosesan dan Pengawetan Daging	-	-	-	-
18	Pemprosesan dan Pengawetan Makanan Laut	-	-	-	-
19	Pemprosesan dan Pengawetan Buah-buahan & Sayur-sayuran	-	-	-	-
20	Produk Tenusu	-	-	-	-
21	Minyak & Lemak Sayuran dan Haiwan	-	-	-	-
22	Produk Bijian, Kanji dan Produk Berkanji	-	-	-	-
23	Produk Bakeri	-	-	-	-
24	Manisan	-	-	-	-
25	Prosesan Makanan Lain	-	-	-	-
26	Makanan Haiwan Tersedia	-	-	-	-
27	Spirit, Wain dan Minuman Keras	-	-	-	-
28	Minuman Ringan, Air Mineral dan Minuman Lain yang Dibotolkan	-	-	-	-
29	Produk Tembakau	-	-	-	-
30	Penyediaan, Pemintalan dan Penenunan Tekstil	-	-	-	-
31	Penyiapan Akhir Tekstil	-	-	-	-
32	Tekstil Lain	691	83	769	3,663
33	Pakaian	2,024	654	3,265	5,413
34	Produk Kulit	-	-	-	-
35	Kasut	-	-	-	-
36	Pengilangan dan Pengetaman Kayu	1	1	408	493
37	Kepingan Venier dan Panel berasaskan Kayu	2,143	443	12,713	20,705
38	Pertukangan Kayu dan Tanggam untuk Jurubina	-	-	148	8
39	Bekas Kayu dan Produk Kayu Lain	2,148	141	1,839	8,000
40	Kertas dan Produk Kertas	16,726	5,403	17,429	84,663
41	Perabot	5,410	1,508	10,810	21,640
42	Penerbitan Semula Media Rakaman	-	-	-	-
43	Percetakan	49	11	71	3,891
44	Kok dan Produk Petroleum Bertapis	124,133	25,634	129,171	181,778
45	Kimia Asas	327,563	6,030	47,535	154,229
46	Baja dan Sebatian Nitrogen	803	-	-	-
47	Cat dan Varnis	21,905	2,696	57,234	105,006
48	Produk Farmaseutikal, Kimia Perubatan dan Botani	-	-	-	-
49	Sabun & Bahan Pencuci, Pencuci dan Pengilat, Pewangi dan Dandanan Diri	-	-	170	4,257
50	Produk Kimia Lain	98,940	28,565	36,442	410,464
51	Tayar dan Tiub Getah	-	-	924	13
52	Prosesan Getah	22	-	1,671	936
53	Sarung Tangan Getah	-	-	35	12
54	Produk Getah Lain	-	-	814	187
55	Produk Plastik	57,101	879	15,188	25,400
56	Kaca dan Produk Kaca	2,249	688	197,638	18,074
57	Produk Refraktori, Tanah Liat, Porselin dan Seramik	1,137	-	97	27,831
58	Simen, Kapur dan Plaster	31	31	254	810
59	Produk Mineral bukan Logam	434	189	1,109	15,543
60	Besi dan Keluli Asas	359,874	213,308	2,986,422	4,978,730
61	Logam Asas Berharga dan Logam bukan Ferus Lain	473,272	223,486	1,162,213	5,978,114
62	Pengacuan Logam	11,061	18,846	31,260	15,789
63	Produk Struktur Logam, Tangki, Takungan dan Penjana Wap	2,638	2,712	-	-
64	Produk Logam Lain yang Direka	156,454	51,116	654,215	14,284

Jadual 4: Jadual Penggunaan Import pada Harga Asas, Komoditi mengikut Aktiviti (RM'000), 2019

Table 4: Imports Use Tables at Basic Prices, Commodity by Activity (RM'000), 2019

Enjin & Turbin, Alatan Kuasa Bendalir,Pam, Pemampat, Kepala Paip dan Injap Lain *Engines & Turbines, Fluid Power Equipment, Other Pumps, Compressors, Taps*	Jentera Kegunaan Umum Lain *Other General Purpose Machinery*	Senjata, Peluru dan Mesin Bertujuan Khas *Weapons, Ammunition and Special Purpose Machinery*	Perkakasan Domestik *Domestic Appliances*	Activity / Commodity	
65	66	67	68		
-	-	-	-	Paddy	1
-	-	-	-	Food Crops	2
-	-	-	-	Vegetables	3
-	-	-	-	Fruits	4
-	-	-	-	Rubber	5
-	-	-	-	Oil Palm	6
-	-	-	-	Flower Plants	7
-	-	-	-	Other Agriculture	8
-	-	-	-	Poultry Farming	9
-	-	-	-	Other Livestock	10
-	-	-	-	Forestry and Logging	11
-	-	-	-	Fishing and Aquaculture	12
-	-	-	-	Crude Oil and Natural Gas	13
-	-	-	-	Mining of Metal Ores	14
-	-	-	-	Quarrying of Stone, Sand and Clay	15
-	-	-	-	Other Mining and Quarrying	16
-	-	-	-	Processing and Preserving of Meat	17
-	-	-	-	Processing and Preserving of Seafood	18
-	-	-	-	Processing and Preserving of Fruits & Vegetables	19
-	-	-	-	Dairy Products	20
-	-	-	-	Vegetable & Animal Oils and Fats	21
-	-	-	-	Grain Mill Products, Starches and Starch Products	22
-	-	-	-	Bakery Products	23
-	-	-	-	Confectionery	24
-	-	-	-	Other Food Processing	25
-	-	-	-	Prepared Animal Feeds	26
-	-	-	-	Spirits, Wines and Liquors	27
-	-	-	-	Soft Drinks, Mineral Waters and Other Bottled Waters	28
-	-	-	-	Tobacco Products	29
-	-	-	-	Preparation, Spinning and Weaving of Textiles	30
-	-	-	-	Finishing of Textiles	31
115	17,925	3,215	1,886	Other Textiles	32
323	1,185	1,952	212	Wearing Apparel	33
-	-	-	-	Leather Products	34
-	-	-	-	Footwear	35
41	181	21	-	Sawmilling and Planning of Wood	36
1,197	3,674	2,529	100	Veneer Sheets and Wood-based Panels	37
-	-	-	-	Builders' Carpentry and Joinery	38
580	1,020	955	21	Wooden Containers and Other Wood Products	39
938	27,867	10,674	8,441	Paper and Paper Products	40
644	5,858	7,608	1,235	Furniture	41
-	-	-	-	Reproduction of Recorded Media	42
6	42	252	8	Printing	43
4,788	15,207	21,758	3,753	Coke and Refined Petroleum Products	44
5,549	17,383	20,137	2,760	Basic Chemicals	45
-	-	-	-	Fertilizers and Nitrogen Compounds	46
214	1,385	6,327	1,627	Paints and Varnishes	47
-	32,798	-	-	Pharmaceuticals, Medicinal Chemical and Botanical Products	48
-	358	165	-	Soaps & Detergents, Cleaning & Polishing, Perfumes and Toilet Preparations	49
13,589	219,194	53,295	65,472	Other Chemicals Products	50
-	443	9	1,099	Rubber Tyres and Tubes	51
-	13,060	2,301	-	Rubber Processing	52
4	59	11	-	Rubber Gloves	53
162	-	-	4	Other Rubber Products	54
84	38,294	1,483	1,577	Plastic Products	55
2,188	5,875	3,788	4,057	Glass and Glass Products	56
-	-	78	-	Refractory, Clay, Porcelain and Ceramic Products	57
-	220	1	-	Cement, Lime and Plaster	58
3	366	457	12	Non-Metallic Mineral Products	59
78,015	378,249	832,441	11,108	Basic Iron and Steel	60
205,271	505,986	386,218	99,128	Basic Precious and Other Non-Ferrous Metals	61
3,436	5,247	34,641	1,172	Casting of Metals	62
1,446	10,214	28,878	20,111	Structural Metal Products, Tanks, Reservoirs and Steam Generators	63
35,600	223,952	241,959	112,740	Other Fabricated Metal Products	64

Jadual 4: Jadual Penggunaan Import pada Harga Asas, Komoditi mengikut Aktiviti (RM'000), 2019

Table 4: Imports Use Tables at Basic Prices, Commodity by Activity (RM'000), 2019

	Komoditi / Aktiviti	Logam Asas Berharga dan Logam Bukan Ferus Lain *Basic Precious and Other Non-Ferrous Metals*	Pengacuan Logam *Casting of Metals*	Produk Struktur Logam, Tangki, Takungan dan Penjana Wap *Structural Metal Products, Tanks, Reservoirs and Steam Generators*	Keluaran Logam Lain yang Direka *Other Fabricated Metal Products*
		61	62	63	64
65	Enjin & Turbin, Alatan Kuasa Bendalir, Pam, Pemampat, Kepala Paip dan Injap Lain	1,680	440	66,765	9,001
66	Jentera Kegunaan Umum Lain	44,761	12,288	91,041	179,179
67	Senjata, Peluru dan Mesin bertujuan Khas	357,933	24,592	44,970	38,509
68	Perkakasan Domestik	-	-	22,475	5,220
69	Komputer, Peranti, Mesin dan Kelengkapan Pejabat	2,813	823	6,064	42,208
70	Motor Elektrik, Penjana dan Transformer	-	-	4,879	3,433
71	Perkakasan Pengagihan & Pengawalan Elektrik, Bateri dan Akumulator	50,234	73	123	1,923
72	Kabel Gentian Optikal, Elektronik dan Elektrik Lain	225,636	48	5,139	28,067
73	Alatan Pendawaian, Kelengkapan Pencahayaan Elektrik dan Elektrik Lain	565	84	1,692	6,650
74	Komponen dan Papan Elektronik	3,711	238	27,782	125,437
75	Peralatan Komunikasi dan Elektronik Pengguna	10,651	3,063	26,843	41,530
76	Peralatan Penyinaran, Perubatan Elektro dan Elektroterapeutik	-	-	-	-
77	Kelengkapan Mengukur, Menguji, Memandu Arah dan Kawalan	42	-	69	1,498
78	Instrumen Optikal, Alatan Fotografi, Media Magnetik dan Optikal	-	-	-	4
79	Jam Tangan dan Jam	-	-	-	-
80	Kenderaan Bermotor, Treler dan Semi Treler	113,295	3,698	23,644	78,880
81	Motosikal	-	-	-	-
82	Kapal, Bot, Basikal dan 'Invalid Carriages'	-	-	-	-
83	Kelengkapan Pengangkutan Lain	-	-	-	-
84	Pembuatan Lain	5,384	1,627	7,871	18,214
85	Pembaikan & Pemasangan Mesin dan Kelengkapan	12,183	3,012	28,126	48,804
86	Elektrik dan Gas	161	10	53	170
87	Air	5	1	10	20
88	Pembetungan, Pengurusan Sisa dan Aktiviti Pemulihan	-	-	-	-
89	Bangunan Kediaman	-	-	-	-
90	Bangunan Bukan Kediaman	-	-	-	-
91	Kejuruteraan Awam	-	-	-	-
92	Aktiviti Pembinaan Pertukangan Khas	-	-	-	-
93	Perdagangan Borong & Runcit, Pembaikan Kenderaan Bermotor dan Motosikal	-	-	-	-
94	Penginapan	-	-	-	-
95	Makanan dan Minuman	-	-	-	-
96	Pengangkutan Darat	779	124	905	1,747
97	Pengangkutan Air	7,233	1,164	8,483	16,163
98	Pengangkutan Udara	2,041	404	1,978	4,709
99	Penggudangan dan Aktiviti Sokongan untuk Pengangkutan	65	11	77	149
100	Perkhidmatan berkaitan Pengangkutan Air dan Udara	-	-	-	-
101	Perkhidmatan Operasi Lebuhraya, Jambatan dan Terowong	-	-	-	-
102	Perkhidmatan Pos dan Kurier	525	142	1,283	2,600
103	Aktiviti Penerbitan	-	-	-	-
104	Telekomunikasi	1,536	529	4,679	7,325
105	Aktiviti Wayang Gambar, Pemprograman dan Penyiaran	-	-	-	-
106	Perkhidmatan Komputer dan Maklumat	1,137	74	6,018	4,674
107	Perantaraan Kewangan	7,257	1,116	8,820	16,464
108	Perkhidmatan Kewangan Lain	-	-	-	-
109	Insurans/ Takaful dan Tabungan Pencen	16,678	3,791	25,604	52,068
110	Aktiviti Sokongan Perkhidmatan Kewangan dan Insurans/ Takaful	-	-	-	-
111	Hartanah	-	-	-	-
112	Pemilikan Kediaman	-	-	-	-
113	Sewaan dan Pajakan	11,191	149	746	35,075
114	Penyelidikan dan Pembangunan Saintifik	-	-	-	-
115	Profesional	33,093	17,864	125,828	225,108
116	Perkhidmatan Perniagaan	-	-	-	-
117	Pentadbiran Awam	-	-	-	-
118	Pendidikan	-	-	-	-
119	Kesihatan	-	-	-	-
120	Ketenteraman dan Keselamatan Awam	-	-	-	-
121	Pentadbiran Awam Lain	-	-	-	-
122	Institusi bukan Keuntungan yang Berkhidmat kepada Isi Rumah	-	-	-	-
123	Kesenian, Hiburan dan Rekreasi	-	-	-	-
124	Perkhidmatan Swasta Lain	-	-	-	-
	JUMLAH	**4,791,151**	**682,000**	**5,993,208**	**13,302,576**

Jadual 4: Jadual Penggunaan Import pada Harga Asas, Komoditi mengikut Aktiviti (RM'000), 2019

Table 4: Imports Use Tables at Basic Prices, Commodity by Activity (RM'000), 2019

Enjin & Turbin, Alatan Kuasa Bendalir,Pam, Pemampat, Kepala Paip dan Injap Lain *Engines & Turbines, Fluid Power Equipment, Other Pumps, Compressors, Taps*	Jentera Kegunaan Umum Lain *Other General Purpose Machinery*	Senjata, Peluru dan Mesin Bertujuan Khas *Weapons, Ammunition and Special Purpose Machinery*	Perkakasan Domestik *Domestic Appliances*	Activity / Commodity	
65	66	67	68		
879,026	1,271,970	57,006	46,711	***Engines & Turbines, Fluid Power Equipment, Other Pumps, Compressors, Taps and Valves***	***65***
16,071	692,324	48,913	12,883	***Other General Purpose Machinery***	***66***
2,503	45,023	1,267,289	1,156	***Weapons, Ammunition and Special Purpose Machinery***	***67***
120,743	369	6	454,920	***Domestic Appliances***	***68***
2,522	17,238	19,803	9,642	***Computers, Peripheral, Office Equipment and Machinery***	***69***
41	25,941	70,349	108	***Electric Motors, Generators and Transformers***	***70***
7,059	24,231	12,091	3,776	***Electricity Distribution & Control Apparatus, Batteries and Accumulators***	***71***
-	26,231	3,914	5,646	***Fibre Optic Cables, Electronic and Other Electric***	***72***
7,348	1,462	11,112	51	***Wiring Devices, Electric Lighting Equipment and Other Electrical***	***73***
13,040	653,836	235,463	1,044,889	***Electronic Components and Boards***	***74***
1,452	18,919	37,248	1,710	***Communication Equipment and Consumer Electronics***	***75***
-	3,458	-	-	***Irradiation Equipment, Electro Medical and Electrotherapeutic***	***76***
11	1,180	1,400	22,204	***Measuring Equipment, Testing, Navigating and Control***	***77***
827	109	-	820	***Optical Instruments, Photographic Equipment, Magnetic and Optical Media***	***78***
-	-	-	-	***Watches and Clocks***	***79***
8,548	126,910	48,979	2,621	***Motor Vehicles, Trailers and Semi Trailers***	***80***
-	-	-	-	***Motorcycles***	***81***
-	-	-	-	***Ships, Boats, Bicycles and Invalid Carriages***	***82***
-	-	-	-	***Other Transport Equipment***	***83***
675	4,621	6,401	892	***Other Manufacturing***	***84***
3,423	93,945	11,711	16,071	***Repair & Installation of Machinery and Equipment***	***85***
6	42	27	12	***Electricity and Gas***	***86***
-	4	4	1	***Water***	***87***
-	-	-	-	***Sewerage, Waste Management and Remediation Activities***	***88***
-	-	-	-	***Residential Buildings***	***89***
-	-	-	-	***Non-Residential Buildings***	***90***
-	-	-	-	***Civil Engineering***	***91***
-	-	-	-	***Specialised Construction Activities***	***92***
-	-	-	-	***Wholesale & Retail Trade, Repair of Motor Vehicles and Motorcycles***	***93***
-	-	-	-	***Accommodation***	***94***
-	-	-	-	***Food and Beverage***	***95***
105	603	591	323	***Land Transport***	***96***
1,000	5,728	5,505	3,101	***Water Transport***	***97***
252	1,245	1,970	583	***Air Transport***	***98***
9	52	54	27	***Warehousing and Support Activities for Transportation***	***99***
-	-	-	-	***Services Incidental to Water and Air Transportation***	***100***
-	-	-	-	***Highway Operation Services, Bridge and Tunnel***	***101***
77	705	663	593	***Postal and Courier Activities***	***102***
-	-	-	-	***Publishing Activities***	***103***
292	2,006	2,886	383	***Telecommunications***	***104***
-	-	-	-	***Motion Picture, Programming and Broadcasting Activities***	***105***
210	2,307	4,882	412	***Computer and Information Services***	***106***
1,374	6,625	5,771	3,128	***Monetary Intermediation***	***107***
-	-	-	-	***Other Financial Service***	***108***
2,487	81,104	18,467	4,738	***Insurance/ Takaful and Pension Funding***	***109***
-	-	-	-	***Activities Auxiliary to Financial Service and Insurance/ Takaful***	***110***
-	-	-	-	***Real Estate***	***111***
-	-	-	-	***Ownership of Dwellings***	***112***
32,494	24,017	13,476	-	***Rental and Leasing***	***113***
-	-	-	-	***Scientific Research and Development***	***114***
13,956	121,011	90,891	14,173	***Professional***	***115***
-	-	-	-	***Business Services***	***116***
-	-	-	-	***Public Administration***	***117***
-	-	-	-	***Education***	***118***
-	-	-	-	***Health***	***119***
-	-	-	-	***Public Order and Safety***	***120***
-	-	-	-	***Other Public Administration***	***121***
-	-	-	-	***Non-Profit Institutions Serving Households***	***122***
-	-	-	-	***Arts, Entertainment and Recreation***	***123***
-	-	-	-	***Other Private Services***	***124***
1,469,744	**4,779,255**	**3,638,027**	**1,988,096**	***TOTAL***	

Jadual 4: Jadual Penggunaan Import pada Harga Asas, Komoditi mengikut Aktiviti (RM'000), 2019

Table 4: Imports Use Tables at Basic Prices, Commodity by Activity (RM'000), 2019

	Komoditi / Aktiviti	Komputer, Peranti, Mesin dan Kelengkapan Pejabat *Computers, Peripheral, Office Machinery and Equipment*	Motor Elektrik, Penjana dan Transformer *Electric Motors, Generators and Transformers*	Perkakasan Pengagihan & Pengawalan Elektrik, Bateri dan Akumulator *Electricity Distribution & Control Apparatus, Batteries and Accumulators*	Kabel Gentian Optikal, Elektronik dan Elektrik Lain *Fibre Optic, Electronic and Other Electric Cables*
		69	70	71	72
1	Padi	-	-	-	-
2	Tanaman Makanan	-	-	-	-
3	Sayur-sayuran	-	-	-	-
4	Buah-buahan	-	-	-	-
5	Getah	-	-	-	-
6	Kelapa Sawit	-	-	-	-
7	Tanaman Bunga	-	-	-	-
8	Pertanian Lain	-	-	-	-
9	Ternakan Ayam dan Itik	-	-	-	-
10	Ternakan Lain	-	-	-	-
11	Perhutanan dan Pembalakan	-	-	-	-
12	Perikanan dan Akuakultur	-	-	-	-
13	Minyak Mentah dan Gas Asli	-	-	-	-
14	Perlombongan Bijih Besi	-	-	-	-
15	Pengkuarian Batu, Pasir dan Tanah Liat	-	-	-	-
16	Perlombongan dan Pengkuarian Lain	-	-	-	-
17	Pemprosesan dan Pengawetan Daging	-	-	-	-
18	Pemprosesan dan Pengawetan Makanan Laut	-	-	-	-
19	Pemprosesan dan Pengawetan Buah-buahan & Sayur-sayuran	-	-	-	-
20	Produk Tenusu	-	-	-	-
21	Minyak & Lemak Sayuran dan Haiwan	-	-	-	-
22	Produk Bijian, Kanji dan Produk Berkanji	-	-	-	-
23	Produk Bakeri	-	-	-	-
24	Manisan	-	-	-	-
25	Prosesan Makanan Lain	-	-	-	-
26	Makanan Haiwan Tersedia	-	-	-	-
27	Spirit, Wain dan Minuman Keras	-	-	-	-
28	Minuman Ringan, Air Mineral dan Minuman Lain yang Dibotolkan	-	-	-	-
29	Produk Tembakau	-	-	-	-
30	Penyediaan, Pemintalan dan Penenunan Tekstil	-	-	-	-
31	Penyiapan Akhir Tekstil	-	-	-	-
32	Tekstil Lain	349	70	856	1,090
33	Pakaian	1,213	708	1,805	2,247
34	Produk Kulit	-	-	-	-
35	Kasut	-	-	-	-
36	Pengilangan dan Pengetaman Kayu	175	-	12	-
37	Kepingan Venier dan Panel berasaskan Kayu	255	265	784	1,720
38	Pertukangan Kayu dan Tanggam untuk Jurubina	-	-	11	-
39	Bekas Kayu dan Produk Kayu Lain	16	928	87	1,890
40	Kertas dan Produk Kertas	5,427	1,288	9,700	17,772
41	Perabot	4,613	1,981	6,631	2,581
42	Penerbitan Semula Media Rakaman	-	-	-	-
43	Percetakan	4,257	70	43	32
44	Kok dan Produk Petroleum Bertapis	10,826	7,578	10,306	8,662
45	Kimia Asas	1,693	6,191	30,590	35,839
46	Baja dan Sebatian Nitrogen	-	-	-	-
47	Cat dan Varnis	584	234	181	2,990
48	Produk Farmaseutikal, Kimia Perubatan dan Botani	-	-	-	-
49	Sabun & Bahan Pencuci, Pencuci dan Pengilat, Pewangi dan Dandanan Diri	29	-	6,792	-
50	Produk Kimia Lain	8,869	6,316	209,579	185,061
51	Tayar dan Tiub Getah	-	26	-	406
52	Prosesan Getah	-	-	22	1,295
53	Sarung Tangan Getah	26	15	9	252
54	Produk Getah Lain	541	564	312	8,846
55	Produk Plastik	1,093	2,340	14,699	5,907
56	Kaca dan Produk Kaca	108	1,808	24	10,650
57	Produk Refraktori, Tanah Liat, Porselin dan Seramik	60	3,740	-	-
58	Simen, Kapur dan Plaster	-	-	13,233	-
59	Produk Mineral bukan Logam	607	-	-	819
60	Besi dan Keluli Asas	7,232	91,341	111,118	164,440
61	Logam Asas Berharga dan Logam bukan Ferus Lain	6,046	160,435	626,625	565,687
62	Pengacuan Logam	94	10	-	16
63	Produk Struktur Logam, Tangki, Takungan dan Penjana Wap	40	1,198	6,777	765
64	Produk Logam Lain yang Direka	22,783	51,046	72,447	1,388,204

Jadual 4: Jadual Penggunaan Import pada Harga Asas, Komoditi mengikut Aktiviti (RM'000), 2019

Table 4: Imports Use Tables at Basic Prices, Commodity by Activity (RM'000), 2019

Alatan Pendawaian, Kelengkapan Pencahayaan Elektrik dan Elektrik Lain *Wiring Devices, Electric Lighting and Other Electrical Equipment*	Komponen dan Papan Elektronik *Electronic Components and Boards*	Peralatan Komunikasi dan Elektronik Pengguna *Communication Equipment and Consumer Electronics*	Peralatan Penyinaran, Perubatan Elektro dan Elektroterapeutik *Irradiation, Electro Medical and Electrotherapeutic Equipment*	Activity / Commodity	
73	74	75	76		
-	-	-	-	***Paddy***	***1***
-	-	-	-	***Food Crops***	***2***
-	-	-	-	***Vegetables***	***3***
-	-	-	-	***Fruits***	***4***
-	-	-	-	***Rubber***	***5***
-	-	-	-	***Oil Palm***	***6***
-	-	-	-	***Flower Plants***	***7***
-	-	-	-	***Other Agriculture***	***8***
-	-	-	-	***Poultry Farming***	***9***
-	-	-	-	***Other Livestock***	***10***
-	-	-	-	***Forestry and Logging***	***11***
-	-	-	-	***Fishing and Aquaculture***	***12***
-	-	-	-	***Crude Oil and Natural Gas***	***13***
-	-	-	-	***Mining of Metal Ores***	***14***
-	-	-	-	***Quarrying of Stone, Sand and Clay***	***15***
-	-	-	-	***Other Mining and Quarrying***	***16***
-	-	-	-	***Processing and Preserving of Meat***	***17***
-	-	-	-	***Processing and Preserving of Seafood***	***18***
-	-	-	-	***Processing and Preserving of Fruits & Vegetables***	***19***
-	-	-	-	***Dairy Products***	***20***
-	-	-	-	***Vegetable & Animal Oils and Fats***	***21***
-	-	-	-	***Grain Mill Products, Starches and Starch Products***	***22***
-	-	-	-	***Bakery Products***	***23***
-	-	-	-	***Confectionery***	***24***
-	-	-	-	***Other Food Processing***	***25***
-	-	-	-	***Prepared Animal Feeds***	***26***
-	-	-	-	***Spirits, Wines and Liquors***	***27***
-	-	-	-	***Soft Drinks, Mineral Waters and Other Bottled Waters***	***28***
-	-	-	-	***Tobacco Products***	***29***
-	1,352	135	473	***Preparation, Spinning and Weaving of Textiles***	***30***
-	-	-	-	***Finishing of Textiles***	***31***
1,283	3,987	1,885	13	***Other Textiles***	***32***
5,301	15,893	3,609	1,442	***Wearing Apparel***	***33***
-	-	-	-	***Leather Products***	***34***
-	-	-	-	***Footwear***	***35***
-	-	-	-	***Sawmilling and Planning of Wood***	***36***
472	41,307	2,732	8	***Veneer Sheets and Wood-based Panels***	***37***
-	1,373	1,778	-	***Builders' Carpentry and Joinery***	***38***
290	15,263	8,511	63	***Wooden Containers and Other Wood Products***	***39***
4,372	56,900	44,369	970	***Paper and Paper Products***	***40***
1,309	44,368	11,891	1,529	***Furniture***	***41***
-	-	-	-	***Reproduction of Recorded Media***	***42***
22	9,173	9,207	13	***Printing***	***43***
6,122	99,345	16,736	2,504	***Coke and Refined Petroleum Products***	***44***
55,127	297,715	83,867	70,900	***Basic Chemicals***	***45***
45	-	-	-	***Fertilizers and Nitrogen Compounds***	***46***
1,884	15,769	49,510	644	***Paints and Varnishes***	***47***
-	-	-	5,295	***Pharmaceuticals, Medicinal Chemical and Botanical Products***	***48***
282	19,303	-	-	***Soaps & Detergents, Cleaning & Polishing, Perfumes and Toilet Preparations***	***49***
57,840	720,372	134,251	86,571	***Other Chemicals Products***	***50***
-	-	-	-	***Rubber Tyres and Tubes***	***51***
-	268	-	466	***Rubber Processing***	***52***
82	8	27	-	***Rubber Gloves***	***53***
2,982	14,521	989	-	***Other Rubber Products***	***54***
4,678	30,269	259,529	2,572	***Plastic Products***	***55***
11,702	1,800,538	178	13,709	***Glass and Glass Products***	***56***
261	11,111	18,666	-	***Refractory, Clay, Porcelain and Ceramic Products***	***57***
1	295	-	-	***Cement, Lime and Plaster***	***58***
387	9,602	-	-	***Non-Metallic Mineral Products***	***59***
102,943	1,437,866	25,438	52,713	***Basic Iron and Steel***	***60***
89,170	4,162,376	9,698	5,006	***Basic Precious and Other Non-Ferrous Metals***	***61***
130	24,260	-	2,456	***Casting of Metals***	***62***
6,291	10,471	19,263	430	***Structural Metal Products, Tanks, Reservoirs and Steam Generators***	***63***
39,794	1,438,046	115,720	75,392	***Other Fabricated Metal Products***	***64***

Jadual 4: Jadual Penggunaan Import pada Harga Asas, Komoditi mengikut Aktiviti (RM'000), 2019

Table 4: Imports Use Tables at Basic Prices, Commodity by Activity (RM'000), 2019

	Komoditi / Aktiviti	Komputer, Peranti, Mesin dan Kelengkapan Pejabat *Computers, Peripheral, Office Machinery and Equipment*	Motor Elektrik, Penjana dan Transformer *Electric Motors, Generators and Transformers*	Perkakasan Pengagihan & Pengawalan Elektrik, Bateri dan Akumulator *Electricity Distribution & Control Apparatus, Batteries and Accumulators*	Kabel Gentian Optikal, Elektronik dan Elektrik Lain *Fibre Optic, Electronic and Other Electric Cables*
		69	70	71	72
65	Enjin & Turbin, Alatan Kuasa Bendalir, Pam, Pemampat, Kepala Paip dan Injap Lain	-	14,656	-	-
66	Jentera Kegunaan Umum Lain	70,500	9,948	21,806	25,354
67	Senjata, Peluru dan Mesin bertujuan Khas	18,829	251	11,552	24
68	Perkakasan Domestik	-	-	-	-
69	Komputer, Peranti, Mesin dan Kelengkapan Pejabat	29,353	3,526	27,174	6,648
70	Motor Elektrik, Penjana dan Transformer	6,098	34,666	18,329	73
71	Perkakasan Pengagihan & Pengawalan Elektrik, Bateri dan Akumulator	302,877	8,644	275,728	26,265
72	Kabel Gentian Optikal, Elektronik dan Elektrik Lain	97	48,013	29,462	2,211
73	Alatan Pendawaian, Kelengkapan Pencahayaan Elektrik dan Elektrik Lain	63	237	3,028	46,990
74	Komponen dan Papan Elektronik	10,684,718	536,144	1,533,413	342,371
75	Peralatan Komunikasi dan Elektronik Pengguna	92,612	16,541	26,487	7,521
76	Peralatan Penyinaran, Perubatan Elektro dan Elektroterapeutik	-	2	-	-
77	Kelengkapan Mengukur, Menguji, Memandu Arah dan Kawalan	127	69	426	831
78	Instrumen Optikal, Alatan Fotografi, Media Magnetik dan Optikal	35,368	1,173	-	-
79	Jam Tangan dan Jam	-	-	-	-
80	Kenderaan Bermotor, Treler dan Semi Treler	14,024	32,901	10,050	4,922
81	Motosikal	-	-	-	-
82	Kapal, Bot, Basikal dan 'Invalid Carriages'	-	-	-	-
83	Kelengkapan Pengangkutan Lain	-	-	-	-
84	Pembuatan Lain	3,760	1,561	4,726	3,505
85	Pembaikan & Pemasangan Mesin dan Kelengkapan	14,877	3,231	9,189	7,674
86	Elektrik dan Gas	62	11	39	31
87	Air	7	1	4	3
88	Pembetungan, Pengurusan Sisa dan Aktiviti Pemulihan	-	-	-	-
89	Bangunan Kediaman	-	-	-	-
90	Bangunan Bukan Kediaman	-	-	-	-
91	Kejuruteraan Awam	-	-	-	-
92	Aktiviti Pembinaan Pertukangan Khas	-	-	-	-
93	Perdagangan Borong & Runcit, Pembaikan Kenderaan Bermotor dan Motosikal	-	-	-	-
94	Penginapan	-	-	-	-
95	Makanan dan Minuman	-	-	-	-
96	Pengangkutan Darat	1,516	169	508	683
97	Pengangkutan Air	14,344	1,609	4,830	6,540
98	Pengangkutan Udara	1,981	381	1,652	1,396
99	Penggudangan dan Aktiviti Sokongan untuk Pengangkutan	123	15	44	57
100	Perkhidmatan berkaitan Pengangkutan Air dan Udara	-	-	-	-
101	Perkhidmatan Operasi Lebuhraya, Jambatan dan Terowong	-	-	-	-
102	Perkhidmatan Pos dan Kurier	262	348	244	418
103	Aktiviti Penerbitan	-	-	-	-
104	Telekomunikasi	1,736	493	1,365	1,167
105	Aktiviti Wayang Gambar, Pemprograman dan Penyiaran	-	-	-	-
106	Perkhidmatan Komputer dan Maklumat	4,485	306	752	1,030
107	Perantaraan Kewangan	16,307	1,656	5,044	6,265
108	Perkhidmatan Kewangan Lain	-	-	-	-
109	Insurans/ Takaful dan Tabungan Pencen	8,195	2,249	8,806	8,076
110	Aktiviti Sokongan Perkhidmatan Kewangan dan Insurans/ Takaful	-	-	-	-
111	Hartanah	-	-	-	-
112	Pemilikan Kediaman	-	-	-	-
113	Sewaan dan Pajakan	117,730	525	173,525	17,456
114	Penyelidikan dan Pembangunan Saintifik	-	-	-	-
115	Profesional	14,592	8,455	44,858	44,136
116	Perkhidmatan Perniagaan	-	-	-	-
117	Pentadbiran Awam	-	-	-	-
118	Pendidikan	-	-	-	-
119	Kesihatan	-	-	-	-
120	Ketenteraman dan Keselamatan Awam	-	-	-	-
121	Pentadbiran Awam Lain	-	-	-	-
122	Institusi bukan Keuntungan yang Berkhidmat kepada Isi Rumah	-	-	-	-
123	Kesenian, Hiburan dan Rekreasi	-	-	-	-
124	Perkhidmatan Swasta Lain	-	-	-	-
	JUMLAH	**11,531,576**	**1,065,934**	**3,335,684**	**2,968,816**

Jadual 4: Jadual Penggunaan Import pada Harga Asas, Komoditi mengikut Aktiviti (RM'000), 2019

Table 4: Imports Use Tables at Basic Prices, Commodity by Activity (RM'000), 2019

Alatan Pendawaian, Kelengkapan Pencahayaan Elektrik dan Elektrik Lain *Wiring Devices, Electric Lighting and Other Electrical Equipment*	**Komponen dan Papan Elektronik** *Electronic Components and Boards*	**Peralatan Komunikasi dan Elektronik Pengguna** *Communication Equipment and Consumer Electronics*	**Peralatan Penyinaran, Perubatan Elektro dan Elektroterapeutik** *Irradiation, Electro Medical and Electrotherapeutic Equipment*	***Activity*** / ***Commodity***	
73	**74**	**75**	**76**		
-	4,496	10,581	-	***Engines & Turbines, Fluid Power Equipment, Other Pumps, Compressors, Taps and Valves***	***65***
21,937	435,862	120,161	14,176	***Other General Purpose Machinery***	***66***
1,117	158,793	3,197	-	***Weapons, Ammunition and Special Purpose Machinery***	***67***
-	-	-	-	***Domestic Appliances***	***68***
6,196	3,254,954	111,303	6,374	***Computers, Peripheral, Office Equipment and Machinery***	***69***
5,054	42,083	96,673	322	***Electric Motors, Generators and Transformers***	***70***
14,864	1,292,701	1,866,731	12,783	***Electricity Distribution & Control Apparatus, Batteries and Accumulators***	***71***
28,039	38,136	482,358	126	***Fibre Optic Cables, Electronic and Other Electric***	***72***
166,845	88,416	236,451	125	***Wiring Devices, Electric Lighting Equipment and Other Electrical***	***73***
436,825	41,677,602	19,675,015	376,244	***Electronic Components and Boards***	***74***
17,458	610,745	1,003,698	2,623	***Communication Equipment and Consumer Electronics***	***75***
-	-	-	179,776	***Irradiation Equipment, Electro Medical and Electrotherapeutic***	***76***
3,023	13,998	5,584	260	***Measuring Equipment, Testing, Navigating and Control***	***77***
-	3,204	161,612	-	***Optical Instruments, Photographic Equipment, Magnetic and Optical Media***	***78***
-	982	3,093	16	***Watches and Clocks***	***79***
4,506	363,679	24,855	2,860	***Motor Vehicles, Trailers and Semi Trailers***	***80***
-	-	-	-	***Motorcycles***	***81***
-	-	-	-	***Ships, Boats, Bicycles and Invalid Carriages***	***82***
-	-	-	-	***Other Transport Equipment***	***83***
2,445	31,174	24,974	1,478	***Other Manufacturing***	***84***
4,758	231,004	29,252	3,169	***Repair & Installation of Machinery and Equipment***	***85***
10	559	54	18	***Electricity and Gas***	***86***
2	46	5	1	***Water***	***87***
-	-	-	-	***Sewerage, Waste Management and Remediation Activities***	***88***
-	-	-	-	***Residential Buildings***	***89***
-	-	-	-	***Non-Residential Buildings***	***90***
-	-	-	-	***Civil Engineering***	***91***
-	-	-	-	***Specialised Construction Activities***	***92***
-	-	-	-	***Wholesale & Retail Trade, Repair of Motor Vehicles and Motorcycles***	***93***
-	-	-	-	***Accommodation***	***94***
-	-	-	-	***Food and Beverage***	***95***
227	8,398	4,279	186	***Land Transport***	***96***
2,101	78,251	35,737	1,689	***Water Transport***	***97***
1,156	12,775	6,495	681	***Air Transport***	***98***
19	679	319	15	***Warehousing and Support Activities for Transportation***	***99***
-	-	-	-	***Services Incidental to Water and Air Transportation***	***100***
-	-	-	-	***Highway Operation Services, Bridge and Tunnel***	***101***
324	6,966	2,002	106	***Postal and Courier Activities***	***102***
-	-	-	-	***Publishing Activities***	***103***
997	9,802	5,033	401	***Telecommunications***	***104***
-	-	-	-	***Motion Picture, Programming and Broadcasting Activities***	***105***
487	6,108	15,877	110	***Computer and Information Services***	***106***
2,051	86,213	39,483	1,731	***Monetary Intermediation***	***107***
-	-	-	-	***Other Financial Service***	***108***
7,829	62,323	43,236	7,987	***Insurance/ Takaful and Pension Funding***	***109***
-	-	-	-	***Activities Auxiliary to Financial Service and Insurance/ Takaful***	***110***
-	-	-	-	***Real Estate***	***111***
-	-	-	-	***Ownership of Dwellings***	***112***
2,402	78,230	605,828	67,676	***Rental and Leasing***	***113***
-	-	-	-	***Scientific Research and Development***	***114***
28,710	622,047	172,895	25,641	***Professional***	***115***
-	-	-	-	***Business Services***	***116***
-	-	-	-	***Public Administration***	***117***
-	-	-	-	***Education***	***118***
-	-	-	-	***Health***	***119***
-	-	-	-	***Public Order and Safety***	***120***
-	-	-	-	***Other Public Administration***	***121***
-	-	-	-	***Non-Profit Institutions Serving Households***	***122***
-	-	-	-	***Arts, Entertainment and Recreation***	***123***
-	-	-	-	***Other Private Services***	***124***
1,152,154	**59,501,976**	**25,604,773**	**1,029,742**	***TOTAL***	

Jadual 4: Jadual Penggunaan Import pada Harga Asas, Komoditi mengikut Aktiviti (RM'000), 2019

Table 4: Imports Use Tables at Basic Prices, Commodity by Activity (RM'000), 2019

	Komoditi / Aktiviti	Kelengkapan Mengukur, Menguji,Memandu Arah dan Kawalan *Measuring, Testing, Navigating and Control Equipment*	Instrumen Optikalal, Alatan Fotografi, Media Magnetik dan Optikal *Optical Instruments, Photographic Equipment, Magnetic and Optical Media*	Jam Tangan dan Jam *Watches and Clocks*	Kenderaan Bermotor, Treler dan Semi Treler *Motor Vehicles, Trailers and Semi Trailers*
		77	78	79	80
1	Padi	-	-	-	-
2	Tanaman Makanan	-	-	-	-
3	Sayur-sayuran	-	-	-	-
4	Buah-buahan	-	-	-	-
5	Getah	-	-	-	-
6	Kelapa Sawit	-	-	-	-
7	Tanaman Bunga	-	-	-	-
8	Pertanian Lain	-	-	-	-
9	Ternakan Ayam dan Itik	-	-	-	-
10	Ternakan Lain	-	-	-	-
11	Perhutanan dan Pembalakan	-	-	-	-
12	Perikanan dan Akuakultur	-	-	-	-
13	Minyak Mentah dan Gas Asli	-	-	-	-
14	Perlombongan Bijih Besi	-	-	-	-
15	Pengkuarian Batu, Pasir dan Tanah Liat	-	-	-	-
16	Perlombongan dan Pengkuarian Lain	-	-	-	-
17	Pemprosesan dan Pengawetan Daging	-	-	-	-
18	Pemprosesan dan Pengawetan Makanan Laut	-	-	-	-
19	Pemprosesan dan Pengawetan Buah-buahan & Sayur-sayuran	-	-	-	-
20	Produk Tenusu	-	-	-	-
21	Minyak & Lemak Sayuran dan Haiwan	-	-	-	-
22	Produk Bijian, Kanji dan Produk Berkanji	-	-	-	-
23	Produk Bakeri	-	-	-	-
24	Manisan	-	-	-	-
25	Prosesan Makanan Lain	-	-	-	-
26	Makanan Haiwan Tersedia	-	-	-	-
27	Spirit, Wain dan Minuman Keras	-	-	-	-
28	Minuman Ringan, Air Mineral dan Minuman Lain yang Dibotolkan	-	-	-	-
29	Produk Tembakau	-	-	-	-
30	Penyediaan, Pemintalan dan Penenunan Tekstil	21	34	-	35,290
31	Penyiapan Akhir Tekstil	-	-	-	-
32	Tekstil Lain	90	56	28	2,366
33	Pakaian	1,284	608	97	5,599
34	Produk Kulit	-	269	-	82,915
35	Kasut	-	-	-	119
36	Pengilangan dan Pengetaman Kayu	-	-	-	1,066
37	Kepingan Venier dan Panel berasaskan Kayu	169	21	129	2,118
38	Pertukangan Kayu dan Tanggam untuk Jurubina	-	-	-	65
39	Bekas Kayu dan Produk Kayu Lain	44	-	10	194
40	Kertas dan Produk Kertas	1,390	772	148	33,305
41	Perabot	2,030	566	428	73,544
42	Penerbitan Semula Media Rakaman	-	-	-	-
43	Percetakan	19	9	18	162
44	Kok dan Produk Petroleum Bertapis	8,551	3,950	823	28,106
45	Kimia Asas	1,077	761	40	20,503
46	Baja dan Sebatian Nitrogen	-	-	-	-
47	Cat dan Varnis	397	1,188	-	23,731
48	Produk Farmaseutikal, Kimia Perubatan dan Botani	-	-	-	4,900
49	Sabun & Bahan Pencuci, Pencuci dan Pengilat, Pewangi dan Dandanan Diri	-	-	-	369
50	Produk Kimia Lain	17,731	14,547	-	51,718
51	Tayar dan Tiub Getah	-	-	-	26,067
52	Prosesan Getah	-	-	-	222
53	Sarung Tangan Getah	-	-	1	12,525
54	Produk Getah Lain	7	-	46	457,653
55	Produk Plastik	4,889	22	2,753	77,434
56	Kaca dan Produk Kaca	197	37,152	15,915	2,509
57	Produk Refraktori, Tanah Liat, Porselin dan Seramik	-	-	-	391
58	Simen, Kapur dan Plaster	62	-	-	-
59	Produk Mineral bukan Logam	-	-	73	410
60	Besi dan Keluli Asas	173,596	2,037	2,581	976,896
61	Logam Asas Berharga dan Logam bukan Ferus Lain	145,165	4,623	9,600	540,629
62	Pengacuan Logam	1,469	-	23	7,079
63	Produk Struktur Logam, Tangki, Takungan dan Penjana Wap	1,500	97	13	36,135
64	Produk Logam Lain yang Direka	39,995	624	12,140	450,695

Jadual 4: Jadual Penggunaan Import pada Harga Asas, Komoditi mengikut Aktiviti (RM'000), 2019

Table 4: Imports Use Tables at Basic Prices, Commodity by Activity (RM'000), 2019

Motosikal *Motorcycles*	Kapal, Bot, Basikal dan *Invalid Carriages* *Ships, Boats, Bicycles and Invalid Carriages*	Kelengkapan Pengangkutan Lain *Other Transport Equipment*	Pembuatan Lain *Other Manufacturing*	*Activity* / *Commodity*	
81	82	83	84		
-	-	-	-	*Paddy*	1
-	-	-	-	*Food Crops*	2
-	-	-	-	*Vegetables*	3
-	-	-	-	*Fruits*	4
-	-	-	-	*Rubber*	5
-	-	-	-	*Oil Palm*	6
-	-	-	-	*Flower Plants*	7
-	-	-	-	*Other Agriculture*	8
-	-	-	-	*Poultry Farming*	9
-	-	-	-	*Other Livestock*	10
-	-	-	-	*Forestry and Logging*	11
-	-	-	-	*Fishing and Aquaculture*	12
-	-	-	-	*Crude Oil and Natural Gas*	13
-	-	-	387,563	*Mining of Metal Ores*	14
-	-	-	-	*Quarrying of Stone, Sand and Clay*	15
-	-	-	171,640	*Other Mining and Quarrying*	16
-	-	-	-	*Processing and Preserving of Meat*	17
-	-	-	-	*Processing and Preserving of Seafood*	18
-	-	-	-	*Processing and Preserving of Fruits & Vegetables*	19
-	-	-	-	*Dairy Products*	20
-	-	-	-	*Vegetable & Animal Oils and Fats*	21
-	-	-	-	*Grain Mill Products, Starches and Starch Products*	22
-	-	-	-	*Bakery Products*	23
-	-	-	-	*Confectionery*	24
-	-	-	-	*Other Food Processing*	25
-	-	-	-	*Prepared Animal Feeds*	26
-	-	-	-	*Spirits, Wines and Liquors*	27
-	-	-	-	*Soft Drinks, Mineral Waters and Other Bottled Waters*	28
-	-	-	-	*Tobacco Products*	29
279	64	-	4,610	*Preparation, Spinning and Weaving of Textiles*	30
-	-	-	-	*Finishing of Textiles*	31
59	3,212	4,057	13,472	*Other Textiles*	32
165	2,104	286	1,196	*Wearing Apparel*	33
1,576	-	-	1,557	*Leather Products*	34
-	192	-	348	*Footwear*	35
-	9,212	1,254	2,368	*Sawmilling and Planning of Wood*	36
272	1,465	388	1,631	*Veneer Sheets and Wood-based Panels*	37
-	-	23	1	*Builders' Carpentry and Joinery*	38
279	46	111	453	*Wooden Containers and Other Wood Products*	39
6,040	2,461	1,827	21,606	*Paper and Paper Products*	40
278	5,756	2,144	2,827	*Furniture*	41
-	-	-	-	*Reproduction of Recorded Media*	42
10	145	24	4,866	*Printing*	43
2,953	21,691	8,886	84,235	*Coke and Refined Petroleum Products*	44
618	19,087	11,236	67,853	*Basic Chemicals*	45
-	-	-	2,569	*Fertilizers and Nitrogen Compounds*	46
907	20,738	7,597	11,553	*Paints and Varnishes*	47
-	-	-	114,029	*Pharmaceuticals, Medicinal Chemical and Botanical Products*	48
-	20	-	2,902	*Soaps & Detergents, Cleaning & Polishing, Perfumes and Toilet Preparations*	49
1,791	4,038	18,791	214,063	*Other Chemicals Products*	50
2	25,198	80,132	481	*Rubber Tyres and Tubes*	51
-	446	-	2,047	*Rubber Processing*	52
36	6	764	50	*Rubber Gloves*	53
1,312	106	27,933	1,348	*Other Rubber Products*	54
288	1,669	3,202	11,028	*Plastic Products*	55
-	7,706	1,957	5,233	*Glass and Glass Products*	56
-	-	-	543	*Refractory, Clay, Porcelain and Ceramic Products*	57
-	-	-	97	*Cement, Lime and Plaster*	58
-	805	-	611	*Non-Metallic Mineral Products*	59
201,972	449,265	62,241	32,002	*Basic Iron and Steel*	60
24,240	40,253	50,818	1,738,285	*Basic Precious and Other Non-Ferrous Metals*	61
18	6	171	729	*Casting of Metals*	62
1,231	23,792	5,989	1,330	*Structural Metal Products, Tanks, Reservoirs and Steam Generators*	63
39,529	102,948	119,957	44,104	*Other Fabricated Metal Products*	64

Jadual 4: Jadual Penggunaan Import pada Harga Asas, Komoditi mengikut Aktiviti (RM'000), 2019

Table 4: Imports Use Tables at Basic Prices, Commodity by Activity (RM'000), 2019

	Komoditi / Aktiviti	Kelengkapan Mengukur, Menguji,Memandu Arah dan Kawalan *Measuring, Testing, Navigating and Control Equipment*	Instrumen Optikalal, Alatan Fotografi, Media Magnetik dan Optikal *Optical Instruments, Photographic Equipment, Magnetic and Optical Media*	Jam Tangan dan Jam *Watches and Clocks*	Kenderaan Bermotor, Treler dan Semi Treler *Motor Vehicles, Trailers and Semi Trailers*
		77	78	79	80
65	Enjin & Turbin, Alatan Kuasa Bendalir, Pam, Pemampat, Kepala Paip dan Injap Lain	-	-	-	169,403
66	Jentera Kegunaan Umum Lain	19,606	5,363	4,320	216,982
67	Senjata, Peluru dan Mesin bertujuan Khas	14,247	1,486	-	381,596
68	Perkakasan Domestik	-	-	-	-
69	Komputer, Peranti, Mesin dan Kelengkapan Pejabat	1,205	1,185	987	47,507
70	Motor Elektrik, Penjana dan Transformer	5,668	-	-	40,815
71	Perkakasan Pengagihan & Pengawalan Elektrik, Bateri dan Akumulator	124,959	-	-	16,057
72	Kabel Gentian Optikal, Elektronik dan Elektrik Lain	21,923	401	-	16,141
73	Alatan Pendawaian, Kelengkapan Pencahayaan Elektrik dan Elektrik Lain	224	-	764	6,823
74	Komponen dan Papan Elektronik	1,025,134	754,548	101,257	1,636,733
75	Peralatan Komunikasi dan Elektronik Pengguna	30,363	86	21	34,634
76	Peralatan Penyinaran, Perubatan Elektro dan Elektroterapeutik	-	-	-	14,494
77	Kelengkapan Mengukur, Menguji, Memandu Arah dan Kawalan	18,426	-	-	269
78	Instrumen Optikal, Alatan Fotografi, Media Magnetik dan Optikal	-	101,337	223	284
79	Jam Tangan dan Jam	-	-	132,401	-
80	Kenderaan Bermotor, Treler dan Semi Treler	4,799	1,377	1,450	4,210,170
81	Motosikal	-	-	-	-
82	Kapal, Bot, Basikal dan 'Invalid Carriages'	-	-	-	-
83	Kelengkapan Pengangkutan Lain	-	-	-	-
84	Pembuatan Lain	2,056	1,012	2,016	17,861
85	Pembaikan & Pemasangan Mesin dan Kelengkapan	7,859	1,840	3,009	43,219
86	Elektrik dan Gas	21	12	4	83
87	Air	1	1	-	7
88	Pembetungan, Pengurusan Sisa dan Aktiviti Pemulihan	-	-	-	-
89	Bangunan Kediaman	-	-	-	-
90	Bangunan Bukan Kediaman	-	-	-	-
91	Kejuruteraan Awam	-	-	-	-
92	Aktiviti Pembinaan Pertukangan Khas	-	-	-	-
93	Perdagangan Borong & Runcit, Pembaikan Kenderaan Bermotor dan Motosikal	-	-	-	-
94	Penginapan	-	-	-	-
95	Makanan dan Minuman	-	-	-	-
96	Pengangkutan Darat	389	143	34	2,343
97	Pengangkutan Air	3,087	2,621	326	22,197
98	Pengangkutan Udara	1,982	248	62	5,055
99	Penggudangan dan Aktiviti Sokongan untuk Pengangkutan	27	12	4	200
100	Perkhidmatan berkaitan Pengangkutan Air dan Udara	-	-	-	-
101	Perkhidmatan Operasi Lebuhraya, Jambatan dan Terowong	-	-	-	-
102	Perkhidmatan Pos dan Kurier	441	51	32	985
103	Aktiviti Penerbitan	-	-	-	-
104	Telekomunikasi	1,918	263	63	3,736
105	Aktiviti Wayang Gambar, Pemprograman dan Penyiaran	-	-	-	-
106	Perkhidmatan Komputer dan Maklumat	1,277	469	33	15,838
107	Perantaraan Kewangan	2,977	1,467	414	22,493
108	Perkhidmatan Kewangan Lain	-	-	-	-
109	Insurans/ Takaful dan Tabungan Pencen	9,436	1,401	1,842	30,613
110	Aktiviti Sokongan Perkhidmatan Kewangan dan Insurans/ Takaful	-	-	-	-
111	Hartanah	-	-	-	-
112	Pemilikan Kediaman	-	-	-	-
113	Sewaan dan Pajakan	124,755	29,553	-	136,936
114	Penyelidikan dan Pembangunan Saintifik	-	-	-	-
115	Profesional	89,839	8,917	10,267	255,537
116	Perkhidmatan Perniagaan	-	-	-	-
117	Pentadbiran Awam	-	-	-	-
118	Pendidikan	-	-	-	-
119	Kesihatan	-	-	-	-
120	Ketenteraman dan Keselamatan Awam	-	-	-	-
121	Pentadbiran Awam Lain	-	-	-	-
122	Institusi bukan Keuntungan yang Berkhidmat kepada Isi Rumah	-	-	-	-
123	Kesenian, Hiburan dan Rekreasi	-	-	-	-
124	Perkhidmatan Swasta Lain	-	-	-	-
	JUMLAH	**1,912,302**	**981,131**	**304,393**	**10,303,725**

Jadual 4: Jadual Penggunaan Import pada Harga Asas, Komoditi mengikut Aktiviti (RM'000), 2019

Table 4: Imports Use Tables at Basic Prices, Commodity by Activity (RM'000), 2019

Motosikal *Motorcycles*	**Kapal, Bot, Basikal dan *Invalid Carriages*** *Ships, Boats, Bicycles and Invalid Carriages*	**Kelengkapan Pengangkutan Lain** *Other Transport Equipment*	**Pembuatan Lain** *Other Manufacturing*	***Activity*** / ***Commodity***	
81	**82**	**83**	**84**		
193,604	1,675,583	264,558	15,503	***Engines & Turbines, Fluid Power Equipment, Other Pumps, Compressors, Taps and Valves***	***65***
2,910	15,783	20,153	25,071	***Other General Purpose Machinery***	***66***
270	90,883	6,941	6,927	***Weapons, Ammunition and Special Purpose Machinery***	***67***
-	-	-	-	***Domestic Appliances***	***68***
1,802	17,621	6,952	7,285	***Computers, Peripheral, Office Equipment and Machinery***	***69***
884	918	-	1,321	***Electric Motors, Generators and Transformers***	***70***
1,644	67,268	-	3,436	***Electricity Distribution & Control Apparatus, Batteries and Accumulators***	***71***
171	81	-	642	***Fibre Optic Cables, Electronic and Other Electric***	***72***
-	11,630	-	152	***Wiring Devices, Electric Lighting Equipment and Other Electrical***	***73***
3,492	110,367	699,223	200,183	***Electronic Components and Boards***	***74***
1,043	17,541	984	4,041	***Communication Equipment and Consumer Electronics***	***75***
-	-	-	2,978	***Irradiation Equipment, Electro Medical and Electrotherapeutic***	***76***
-	2,052	22	5,046	***Measuring Equipment, Testing, Navigating and Control***	***77***
-	-	-	3,199	***Optical Instruments, Photographic Equipment, Magnetic and Optical Media***	***78***
-	-	-	77	***Watches and Clocks***	***79***
196,539	1,725,767	291,848	19,191	***Motor Vehicles, Trailers and Semi Trailers***	***80***
-	-	-	-	***Motorcycles***	***81***
-	-	-	-	***Ships, Boats, Bicycles and Invalid Carriages***	***82***
-	-	-	-	***Other Transport Equipment***	***83***
1,066	15,976	2,603	325,961	***Other Manufacturing***	***84***
1,869	10,353	9,056	9,015	***Repair & Installation of Machinery and Equipment***	***85***
5	25	10	30	***Electricity and Gas***	***86***
1	4	1	3	***Water***	***87***
-	-	-	-	***Sewerage, Waste Management and Remediation Activities***	***88***
-	-	-	-	***Residential Buildings***	***89***
-	-	-	-	***Non-Residential Buildings***	***90***
-	-	-	-	***Civil Engineering***	***91***
-	-	-	-	***Specialised Construction Activities***	***92***
-	-	-	-	***Wholesale & Retail Trade, Repair of Motor Vehicles and Motorcycles***	***93***
-	-	-	-	***Accommodation***	***94***
-	-	-	-	***Food and Beverage***	***95***
109	789	350	506	***Land Transport***	***96***
1,024	7,517	3,218	4,731	***Water Transport***	***97***
441	2,083	1,194	1,721	***Air Transport***	***98***
9	76	29	180	***Warehousing and Support Activities for Transportation***	***99***
-	-	-	-	***Services Incidental to Water and Air Transportation***	***100***
-	-	-	-	***Highway Operation Services, Bridge and Tunnel***	***101***
98	809	82	545	***Postal and Courier Activities***	***102***
-	-	-	-	***Publishing Activities***	***103***
272	1,491	324	1,729	***Telecommunications***	***104***
-	-	-	-	***Motion Picture, Programming and Broadcasting Activities***	***105***
250	1,026	1,623	1,163	***Computer and Information Services***	***106***
1,159	9,611	3,153	4,617	***Monetary Intermediation***	***107***
-	-	-	-	***Other Financial Service***	***108***
2,498	17,363	10,114	13,676	***Insurance/ Takaful and Pension Funding***	***109***
-	-	-	-	***Activities Auxiliary to Financial Service and Insurance/ Takaful***	***110***
-	-	-	-	***Real Estate***	***111***
-	-	-	-	***Ownership of Dwellings***	***112***
17,167	206	2,043	19,624	***Rental and Leasing***	***113***
-	-	-	-	***Scientific Research and Development***	***114***
10,105	530,824	29,337	61,881	***Professional***	***115***
-	-	-	-	***Business Services***	***116***
-	-	-	-	***Public Administration***	***117***
-	-	-	-	***Education***	***118***
-	-	-	-	***Health***	***119***
-	-	-	-	***Public Order and Safety***	***120***
-	-	-	-	***Other Public Administration***	***121***
-	-	-	-	***Non-Profit Institutions Serving Households***	***122***
-	-	-	-	***Arts, Entertainment and Recreation***	***123***
-	-	-	-	***Other Private Services***	***124***
722,283	**5,076,078**	**1,763,605**	**3,689,662**	***TOTAL***	

Jadual 4: Jadual Penggunaan Import pada Harga Asas, Komoditi mengikut Aktiviti (RM'000), 2019

Table 4: Imports Use Tables at Basic Prices, Commodity by Activity (RM'000), 2019

	Komoditi / Aktiviti	Pembaikan & Pemasangan Mesin dan Kelengkapan *Repair & Installation of Machinery and Equipment*	Elektrik dan Gas *Electricity and Gas*	Wap, Pendingin Udara, Penakungan, Perawatan dan Bekalan Air *Steam, Air Conditioning, Water Collection, Treatment and Supply*	Pembetungan, Pengurusan Sisa dan Aktiviti Pemulihan *Sewerage, Waste Management and Remediation Activities*
		85	86	87	88
1	Padi	-	-	-	-
2	Tanaman Makanan	-	-	-	-
3	Sayur-sayuran	-	-	-	-
4	Buah-buahan	-	-	-	-
5	Getah	-	-	-	-
6	Kelapa Sawit	-	-	-	-
7	Tanaman Bunga	-	-	-	-
8	Pertanian Lain	-	-	-	-
9	Ternakan Ayam dan Itik	-	-	-	-
10	Ternakan Lain	-	-	-	-
11	Perhutanan dan Pembalakan	-	-	-	-
12	Perikanan dan Akuakultur	-	-	-	-
13	Minyak Mentah dan Gas Asli	-	-	-	-
14	Perlombongan Bijih Besi	-	-	-	-
15	Pengkuarian Batu, Pasir dan Tanah Liat	-	-	-	-
16	Perlombongan dan Pengkuarian Lain	-	10,278,923	-	-
17	Pemprosesan dan Pengawetan Daging	-	-	-	-
18	Pemprosesan dan Pengawetan Makanan Laut	-	-	-	-
19	Pemprosesan dan Pengawetan Buah-buahan & Sayur-sayuran	-	-	-	-
20	Produk Tenusu	-	-	-	-
21	Minyak & Lemak Sayuran dan Haiwan	-	-	-	-
22	Produk Bijian, Kanji dan Produk Berkanji	-	-	-	-
23	Produk Bakeri	-	-	-	-
24	Manisan	2	-	-	-
25	Prosesan Makanan Lain	-	-	-	-
26	Makanan Haiwan Tersedia	-	-	-	-
27	Spirit, Wain dan Minuman Keras	-	-	-	-
28	Minuman Ringan, Air Mineral dan Minuman Lain yang Dibotolkan	-	-	-	-
29	Produk Tembakau	-	-	-	-
30	Penyediaan, Pemintalan dan Penenunan Tekstil	794	-	-	-
31	Penyiapan Akhir Tekstil	-	-	-	-
32	Tekstil Lain	29,244	-	-	-
33	Pakaian	2,724	940	1,788	405
34	Produk Kulit	211	-	-	-
35	Kasut	-	-	-	-
36	Pengilangan dan Pengetaman Kayu	454	-	-	-
37	Kepingan Venier dan Panel berasaskan Kayu	5,866	-	-	-
38	Pertukangan Kayu dan Tanggam untuk Jurubina	63	-	-	-
39	Bekas Kayu dan Produk Kayu Lain	571	-	-	-
40	Kertas dan Produk Kertas	15,432	1,286	-	-
41	Perabot	6,476	-	-	-
42	Penerbitan Semula Media Rakaman	-	-	-	-
43	Percetakan	6	5	1	1
44	Kok dan Produk Petroleum Bertapis	24,233	1,048,468	7,842	32,536
45	Kimia Asas	18,249	1,686	-	-
46	Baja dan Sebatian Nitrogen	316	-	-	-
47	Cat dan Varnis	8,648	-	-	-
48	Produk Farmaseutikal, Kimia Perubatan dan Botani	-	-	-	-
49	Sabun & Bahan Pencuci, Pencuci dan Pengilat, Pewangi dan Dandanan Diri	38	-	-	-
50	Produk Kimia Lain	16,484	-	-	-
51	Tayar dan Tiub Getah	338	-	-	-
52	Prosesan Getah	571	-	-	-
53	Sarung Tangan Getah	7	-	-	-
54	Produk Getah Lain	103	-	-	-
55	Produk Plastik	21,685	5,146	-	-
56	Kaca dan Produk Kaca	1,719	-	-	-
57	Produk Refraktori, Tanah Liat, Porselin dan Seramik	66	-	-	-
58	Simen, Kapur dan Plaster	10	-	-	-
59	Produk Mineral bukan Logam	343	-	-	-
60	Besi dan Keluli Asas	379,087	-	-	-
61	Logam Asas Berharga dan Logam bukan Ferus Lain	63,136	-	-	-
62	Pengacuan Logam	9,246	-	-	-
63	Produk Struktur Logam, Tangki, Takungan dan Penjana Wap	15,163	-	-	-
64	Produk Logam Lain yang Direka	231,691	130	-	-

Jadual 4: Jadual Penggunaan Import pada Harga Asas, Komoditi mengikut Aktiviti (RM'000), 2019

Table 4: Imports Use Tables at Basic Prices, Commodity by Activity (RM'000), 2019

Bangunan Kediaman *Residential Buildings*	Bangunan Bukan Kediaman *Non-Residential Buildings*	Kejuruteraan Awam *Civil Engineering*	Aktiviti Pembinaan Pertukangan Khas *Specialized Construction Activities*	Activity / Commodity	
89	90	91	92		
-	-	-	-	Paddy	1
-	-	-	-	Food Crops	2
-	-	-	-	Vegetables	3
-	-	-	-	Fruits	4
-	-	-	-	Rubber	5
-	-	-	-	Oil Palm	6
-	-	-	-	Flower Plants	7
-	-	-	-	Other Agriculture	8
-	-	-	-	Poultry Farming	9
-	-	-	-	Other Livestock	10
-	-	-	-	Forestry and Logging	11
-	-	-	-	Fishing and Aquaculture	12
-	-	602,657	-	Crude Oil and Natural Gas	13
-	-	-	-	Mining of Metal Ores	14
133,611	121,882	200,502	42,278	Quarrying of Stone, Sand and Clay	15
-	-	-	-	Other Mining and Quarrying	16
-	-	-	-	Processing and Preserving of Meat	17
-	-	-	-	Processing and Preserving of Seafood	18
-	-	-	-	Processing and Preserving of Fruits & Vegetables	19
-	-	-	-	Dairy Products	20
-	-	-	-	Vegetable & Animal Oils and Fats	21
-	-	-	-	Grain Mill Products, Starches and Starch Products	22
-	-	-	-	Bakery Products	23
-	-	-	-	Confectionery	24
-	-	-	-	Other Food Processing	25
-	-	-	-	Prepared Animal Feeds	26
-	-	-	-	Spirits, Wines and Liquors	27
-	-	-	-	Soft Drinks, Mineral Waters and Other Bottled Waters	28
-	-	-	-	Tobacco Products	29
-	-	-	-	Preparation, Spinning and Weaving of Textiles	30
-	-	-	-	Finishing of Textiles	31
-	-	-	-	Other Textiles	32
6,109	5,046	10,244	7,388	Wearing Apparel	33
-	-	-	-	Leather Products	34
-	-	-	-	Footwear	35
-	-	-	-	Sawmilling and Planning of Wood	36
427,072	323,798	136,146	133,794	Veneer Sheets and Wood-based Panels	37
45,201	34,795	21,067	7,208	Builders' Carpentry and Joinery	38
-	-	-	-	Wooden Containers and Other Wood Products	39
-	-	-	-	Paper and Paper Products	40
-	-	-	-	Furniture	41
-	-	-	-	Reproduction of Recorded Media	42
10	9	20	13	Printing	43
282,346	278,053	969,304	233,813	Coke and Refined Petroleum Products	44
60,418	56,005	158,950	306,388	Basic Chemicals	45
-	-	-	-	Fertilizers and Nitrogen Compounds	46
126,653	124,131	91,475	224,231	Paints and Varnishes	47
-	-	-	-	Pharmaceuticals, Medicinal Chemical and Botanical Products	48
-	-	-	-	Soaps & Detergents, Cleaning & Polishing, Perfumes and Toilet Preparations	49
-	-	-	-	Other Chemicals Products	50
-	-	-	-	Rubber Tyres and Tubes	51
-	-	-	-	Rubber Processing	52
-	-	-	-	Rubber Gloves	53
-	-	-	-	Other Rubber Products	54
355,351	49,378	170,117	179,321	Plastic Products	55
136,422	158,726	50,104	279,067	Glass and Glass Products	56
147,635	142,992	176,211	239,443	Refractory, Clay, Porcelain and Ceramic Products	57
88,617	94,312	56,411	24,234	Cement, Lime and Plaster	58
558,410	542,963	756,462	227,264	Non-Metallic Mineral Products	59
1,975,186	2,350,446	3,636,816	1,093,284	Basic Iron and Steel	60
175,482	240,830	332,007	643,325	Basic Precious and Other Non-Ferrous Metals	61
34,909	39,195	510,856	78,925	Casting of Metals	62
28,062	32,096	94,791	19,780	Structural Metal Products, Tanks, Reservoirs and Steam Generators	63
320,275	372,316	599,217	201,291	Other Fabricated Metal Products	64

Jadual 4: Jadual Penggunaan Import pada Harga Asas, Komoditi mengikut Aktiviti (RM'000), 2019

Table 4: Imports Use Tables at Basic Prices, Commodity by Activity (RM'000), 2019

	Komoditi / Aktiviti	Pembaikan & Pemasangan Mesin dan Kelengkapan *Repair & Installation of Machinery and Equipment*	Elektrik dan Gas *Electricity and Gas*	Wap, Pendingin Udara, Penakungan, Perawatan dan Bekalan Air *Steam, Air Conditioning, Water Collection, Treatment and Supply*	Pembetungan, Pengurusan Sisa dan Aktiviti Pemulihan *Sewerage, Waste Management and Remediation Activities*
		85	86	87	88
65	Enjin & Turbin, Alatan Kuasa Bendalir, Pam, Pemampat, Kepala Paip dan Injap Lain	21,860	-	365,579	135,615
66	Jentera Kegunaan Umum Lain	102,874	-	-	-
67	Senjata, Peluru dan Mesin bertujuan Khas	20,608	16,015	-	-
68	Perkakasan Domestik	-	-	-	-
69	Komputer, Peranti, Mesin dan Kelengkapan Pejabat	6,957	-	-	-
70	Motor Elektrik, Penjana dan Transformer	147,593	109,426	-	-
71	Perkakasan Pengagihan & Pengawalan Elektrik, Bateri dan Akumulator	20,577	-	-	-
72	Kabel Gentian Optikal, Elektronik dan Elektrik Lain	63,002	-	-	-
73	Alatan Pendawaian, Kelengkapan Pencahayaan Elektrik dan Elektrik Lain	999	-	-	-
74	Komponen dan Papan Elektronik	458,292	-	-	-
75	Peralatan Komunikasi dan Elektronik Pengguna	14,878	45,951	-	-
76	Peralatan Penyinaran, Perubatan Elektro dan Elektroterapeutik	-	-	-	-
77	Kelengkapan Mengukur, Menguji, Memandu Arah dan Kawalan	947	-	-	-
78	Instrumen Optikal, Alatan Fotografi, Media Magnetik dan Optikal	423	-	-	-
79	Jam Tangan dan Jam	-	-	-	-
80	Kenderaan Bermotor, Treler dan Semi Treler	44,950	16,457	727	1,120
81	Motosikal	-	-	-	-
82	Kapal, Bot, Basikal dan 'Invalid Carriages'	-	-	-	-
83	Kelengkapan Pengangkutan Lain	-	-	-	-
84	Pembuatan Lain	9,224	6,609	4,499	8,246
85	Pembaikan & Pemasangan Mesin dan Kelengkapan	146,693	-	-	-
86	Elektrik dan Gas	38	209	116	28
87	Air	6	49	182	2
88	Pembetungan, Pengurusan Sisa dan Aktiviti Pemulihan	-	-	-	-
89	Bangunan Kediaman	-	-	-	-
90	Bangunan Bukan Kediaman	-	-	-	-
91	Kejuruteraan Awam	-	-	-	-
92	Aktiviti Pembinaan Pertukangan Khas	-	-	-	-
93	Perdagangan Borong & Runcit, Pembaikan Kenderaan Bermotor dan Motosikal	-	-	-	-
94	Penginapan	-	-	-	-
95	Makanan dan Minuman	-	-	-	-
96	Pengangkutan Darat	519	1,212	230	296
97	Pengangkutan Air	4,784	11,728	2,235	2,871
98	Pengangkutan Udara	1,720	1,935	427	464
99	Penggudangan dan Aktiviti Sokongan untuk Pengangkutan	40	99	19	24
100	Perkhidmatan berkaitan Pengangkutan Air dan Udara	-	-	-	-
101	Perkhidmatan Operasi Lebuhraya, Jambatan dan Terowong	-	-	-	-
102	Perkhidmatan Pos dan Kurier	1,234	781	106	257
103	Aktiviti Penerbitan	-	1,830	-	-
104	Telekomunikasi	3,796	4,537	1,864	921
105	Aktiviti Wayang Gambar, Pemprograman dan Penyiaran	-	-	-	-
106	Perkhidmatan Komputer dan Maklumat	1,268	26,644	3,185	133
107	Perantaraan Kewangan	4,553	23,260	2,784	3,347
108	Perkhidmatan Kewangan Lain	-	-	-	-
109	Insurans/ Takaful dan Tabungan Pencen	28,052	38,420	7,137	4,067
110	Aktiviti Sokongan Perkhidmatan Kewangan dan Insurans/ Takaful	-	-	-	-
111	Hartanah	-	-	-	-
112	Pemilikan Kediaman	-	-	-	-
113	Sewaan dan Pajakan	32,704	4	37,616	24,161
114	Penyelidikan dan Pembangunan Saintifik	-	-	-	-
115	Profesional	111,312	202,966	49,676	76,515
116	Perkhidmatan Perniagaan	-	-	-	-
117	Pentadbiran Awam	-	-	-	-
118	Pendidikan	-	-	-	-
119	Kesihatan	-	-	-	-
120	Ketenteraman dan Keselamatan Awam	-	-	-	-
121	Pentadbiran Awam Lain	-	-	-	-
122	Institusi bukan Keuntungan yang Berkhidmat kepada Isi Rumah	-	-	-	-
123	Kesenian, Hiburan dan Rekreasi	-	-	-	-
124	Perkhidmatan Swasta Lain	-	-	-	-
	JUMLAH	**2,102,880**	**11,844,717**	**486,011**	**291,009**

Jadual 4: Jadual Penggunaan Import pada Harga Asas, Komoditi mengikut Aktiviti (RM'000), 2019

Table 4: Imports Use Tables at Basic Prices, Commodity by Activity (RM'000), 2019

Bangunan Kediaman *Residential Buildings*	Bangunan Bukan Kediaman *Non-Residential Buildings*	Kejuruteraan Awam *Civil Engineering*	Aktiviti Pembinaan Pertukangan Khas *Specialized Construction Activities*	Activity / Commodity	
89	90	91	92		
-	-	-	-	Engines & Turbines, Fluid Power Equipment, Other Pumps, Compressors, Taps and Valves	65
4,166	23,118	116,359	262,070	Other General Purpose Machinery	66
-	-	-	-	Weapons, Ammunition and Special Purpose Machinery	67
655	1,364	12,199	17,860	Domestic Appliances	68
-	-	-	-	Computers, Peripheral, Office Equipment and Machinery	69
-	-	-	-	Electric Motors, Generators and Transformers	70
-	-	-	-	Electricity Distribution & Control Apparatus, Batteries and Accumulators	71
173,576	151,806	1,275,081	950,026	Fibre Optic Cables, Electronic and Other Electric	72
30,598	28,263	166,597	308,086	Wiring Devices, Electric Lighting Equipment and Other Electrical	73
-	-	-	-	Electronic Components and Boards	74
23,937	24,437	93,566	115,909	Communication Equipment and Consumer Electronics	75
-	-	-	-	Irradiation Equipment, Electro Medical and Electrotherapeutic	76
-	-	-	-	Measuring Equipment, Testing, Navigating and Control	77
-	-	-	-	Optical Instruments, Photographic Equipment, Magnetic and Optical Media	78
-	-	-	-	Watches and Clocks	79
9,259	14,962	59,445	113,701	Motor Vehicles, Trailers and Semi Trailers	80
-	-	-	-	Motorcycles	81
-	-	-	-	Ships, Boats, Bicycles and Invalid Carriages	82
-	-	-	-	Other Transport Equipment	83
22,014	14,749	31,462	22,147	Other Manufacturing	84
16,875	20,671	48,004	72,351	Repair & Installation of Machinery and Equipment	85
20	19	50	33	Electricity and Gas	86
7	6	16	10	Water	87
-	-	-	-	Sewerage, Waste Management and Remediation Activities	88
-	-	-	-	Residential Buildings	89
-	-	-	-	Non-Residential Buildings	90
-	-	-	-	Civil Engineering	91
-	-	-	-	Specialised Construction Activities	92
-	-	-	-	Wholesale & Retail Trade, Repair of Motor Vehicles and Motorcycles	93
-	-	-	-	Accommodation	94
-	-	-	-	Food and Beverage	95
2,301	2,223	6,531	5,618	Land Transport	96
20,232	19,418	49,079	39,664	Water Transport	97
6,565	8,376	46,240	50,032	Air Transport	98
169	162	407	275	Warehousing and Support Activities for Transportation	99
-	-	-	-	Services Incidental to Water and Air Transportation	100
-	-	-	-	Highway Operation Services, Bridge and Tunnel	101
874	705	1,657	1,150	Postal and Courier Activities	102
-	-	-	-	Publishing Activities	103
31,188	24,995	51,935	39,072	Telecommunications	104
-	-	-	-	Motion Picture, Programming and Broadcasting Activities	105
26,300	32,575	66,484	31,556	Computer and Information Services	106
44,008	42,210	83,654	41,130	Monetary Intermediation	107
-	-	-	-	Other Financial Service	108
175,573	174,874	289,204	298,736	Insurance/ Takaful and Pension Funding	109
-	-	-	-	Activities Auxiliary to Financial Service and Insurance/ Takaful	110
-	-	-	-	Real Estate	111
-	-	-	-	Ownership of Dwellings	112
1,859	211	5,984	1,723	Rental and Leasing	113
-	-	-	-	Scientific Research and Development	114
298,862	248,462	423,877	234,893	Professional	115
-	-	-	-	Business Services	116
-	-	-	-	Public Administration	117
-	-	-	-	Education	118
-	-	-	-	Health	119
-	-	-	-	Public Order and Safety	120
-	-	-	-	Other Public Administration	121
-	-	-	-	Non-Profit Institutions Serving Households	122
-	-	-	-	Arts, Entertainment and Recreation	123
-	-	-	-	Other Private Services	124
5,790,811	**5,800,578**	**11,401,184**	**6,547,089**	TOTAL	

Jadual 4: Jadual Penggunaan Import pada Harga Asas, Komoditi mengikut Aktiviti (RM'000), 2019

Table 4: Imports Use Tables at Basic Prices, Commodity by Activity (RM'000), 2019

	Komoditi / Aktiviti	Perdagangan Borong & Runcit, Pembaikan Kenderaan Bermotor dan Motosikal *Wholesale & Retail Trade, Repair of Motor Vehicles and Motorcycles*	Penginapan *Accommodation*	Makanan dan Minuman *Food and Beverage*	Pengangkutan Darat *Land Transport*
		93	94	95	96
1	Padi	-	-	-	-
2	Tanaman Makanan	116,178	-	748,685	-
3	Sayur-sayuran	37,440	-	139,697	-
4	Buah-buahan	28,150	-	49,455	-
5	Getah	413,843	-	-	-
6	Kelapa Sawit	-	-	-	-
7	Tanaman Bunga	4,425	-	-	-
8	Pertanian Lain	1,044	-	69,782	-
9	Ternakan Ayam dan Itik	1,966	-	5,290	-
10	Ternakan Lain	33,165	-	38,127	-
11	Perhutanan dan Pembalakan	15,925	-	-	-
12	Perikanan dan Akuakultur	25,332	-	259,636	-
13	Minyak Mentah dan Gas Asli	-	-	-	-
14	Perlombongan Bijih Besi	-	-	-	-
15	Pengkuarian Batu, Pasir dan Tanah Liat	831	-	-	-
16	Perlombongan dan Pengkuarian Lain	-	-	-	-
17	Pemprosesan dan Pengawetan Daging	343,830	-	40,807	-
18	Pemprosesan dan Pengawetan Makanan Laut	365,831	-	360,467	-
19	Pemprosesan dan Pengawetan Buah-buahan & Sayur-sayuran	289,780	-	33,983	-
20	Produk Tenusu	109,664	-	17,543	-
21	Minyak & Lemak Sayuran dan Haiwan	60,836	-	2,665,517	-
22	Produk Bijian, Kanji dan Produk Berkanji	338,820	-	103,324	-
23	Produk Bakeri	22,466	-	5,462	-
24	Manisan	15,362	-	38,584	-
25	Prosesan Makanan Lain	289,207	-	96,118	-
26	Makanan Haiwan Tersedia	243,612	-	-	-
27	Spirit, Wain dan Minuman Keras	108,773	-	218,396	-
28	Minuman Ringan, Air Mineral dan Minuman Lain yang Dibotolkan	25,491	-	31,068	-
29	Produk Tembakau	146,061	-	-	-
30	Penyediaan, Pemintalan dan Penenunan Tekstil	407,490	-	-	-
31	Penyiapan Akhir Tekstil	348	-	-	-
32	Tekstil Lain	232,600	-	-	-
33	Pakaian	698,901	8,908	18,999	10,224
34	Produk Kulit	-	-	-	-
35	Kasut	415,371	-	-	-
36	Pengilangan dan Pengetaman Kayu	351	-	-	-
37	Kepingan Venier dan Panel berasaskan Kayu	-	-	-	-
38	Pertukangan Kayu dan Tanggam untuk Jurubina	105	-	-	-
39	Bekas Kayu dan Produk Kayu Lain	-	-	-	-
40	Kertas dan Produk Kertas	1,782,578	-	-	-
41	Perabot	198,103	-	-	-
42	Penerbitan Semula Media Rakaman	-	-	-	-
43	Percetakan	95,205	24,595	20,728	10,496
44	Kok dan Produk Petroleum Bertapis	1,193,890	44,757	380,233	1,192,310
45	Kimia Asas	-	266	9,376	-
46	Baja dan Sebatian Nitrogen	232,203	-	-	-
47	Cat dan Varnis	86,808	-	-	-
48	Produk Farmaseutikal, Kimia Perubatan dan Botani	407,986	-	-	-
49	Sabun & Bahan Pencuci, Pencuci dan Pengilat, Pewangi dan Dandanan Diri	113,955	20,848	179,351	-
50	Produk Kimia Lain	-	-	-	-
51	Tayar dan Tiub Getah	75,844	-	-	1,013,061
52	Prosesan Getah	-	-	-	-
53	Sarung Tangan Getah	-	-	-	-
54	Produk Getah Lain	1,090	-	-	-
55	Produk Plastik	4,311,592	-	230,863	-
56	Kaca dan Produk Kaca	446,556	-	-	-
57	Produk Refraktori, Tanah Liat, Porselin dan Seramik	-	-	-	-
58	Simen, Kapur dan Plaster	-	-	-	-
59	Produk Mineral bukan Logam	-	-	-	-
60	Besi dan Keluli Asas	-	-	-	-
61	Logam Asas Berharga dan Logam bukan Ferus Lain	-	-	-	-
62	Pengacuan Logam	618	-	-	-
63	Produk Struktur Logam, Tangki, Takungan dan Penjana Wap	-	-	-	-
64	Produk Logam Lain yang Direka	524,002	-	-	-

Jadual 4: Jadual Penggunaan Import pada Harga Asas, Komoditi mengikut Aktiviti (RM'000), 2019

Table 4: Imports Use Tables at Basic Prices, Commodity by Activity (RM'000), 2019

Pengangkutan Air *Water Transport*	Pengangkutan Udara *Air Transport*	Penggudangan dan Aktiviti Sokongan untuk Pengangkutan *Warehousing and Support Activities for Transportation*	Perkhidmatan berkaitan Pengangkutan Air dan Udara *Services Incidental to Water and Air Transportation*	Activity / Commodity	
97	98	99	100		
-	-	-	-	Paddy	1
-	-	-	-	Food Crops	2
-	-	-	-	Vegetables	3
-	-	-	-	Fruits	4
-	-	-	-	Rubber	5
-	-	-	-	Oil Palm	6
-	-	-	-	Flower Plants	7
-	-	-	-	Other Agriculture	8
-	-	-	-	Poultry Farming	9
-	-	-	-	Other Livestock	10
-	-	-	-	Forestry and Logging	11
-	-	-	-	Fishing and Aquaculture	12
-	-	-	-	Crude Oil and Natural Gas	13
-	-	-	-	Mining of Metal Ores	14
-	-	-	-	Quarrying of Stone, Sand and Clay	15
-	-	-	-	Other Mining and Quarrying	16
-	-	-	-	Processing and Preserving of Meat	17
-	-	-	-	Processing and Preserving of Seafood	18
-	-	-	-	Processing and Preserving of Fruits & Vegetables	19
-	-	-	-	Dairy Products	20
-	-	-	-	Vegetable & Animal Oils and Fats	21
-	-	-	-	Grain Mill Products, Starches and Starch Products	22
-	-	-	-	Bakery Products	23
-	-	-	-	Confectionery	24
-	-	-	-	Other Food Processing	25
-	-	-	-	Prepared Animal Feeds	26
-	-	-	-	Spirits, Wines and Liquors	27
-	-	-	-	Soft Drinks, Mineral Waters and Other Bottled Waters	28
-	-	-	-	Tobacco Products	29
-	-	-	-	Preparation, Spinning and Weaving of Textiles	30
-	-	-	-	Finishing of Textiles	31
-	-	-	-	Other Textiles	32
2,641	1,034	3,698	8,285	Wearing Apparel	33
-	-	-	-	Leather Products	34
-	-	-	-	Footwear	35
-	-	-	-	Sawmilling and Planning of Wood	36
-	-	-	-	Veneer Sheets and Wood-based Panels	37
-	-	-	-	Builders' Carpentry and Joinery	38
-	-	-	-	Wooden Containers and Other Wood Products	39
-	-	9,874	-	Paper and Paper Products	40
-	-	-	-	Furniture	41
-	-	-	-	Reproduction of Recorded Media	42
12,543	481	5,495	10,888	Printing	43
55,588	389,111	702,229	67,913	Coke and Refined Petroleum Products	44
-	-	-	-	Basic Chemicals	45
-	-	-	-	Fertilizers and Nitrogen Compounds	46
-	-	-	-	Paints and Varnishes	47
-	-	-	-	Pharmaceuticals, Medicinal Chemical and Botanical Products	48
-	-	-	-	Soaps & Detergents, Cleaning & Polishing, Perfumes and Toilet Preparations	49
-	-	-	-	Other Chemicals Products	50
-	89,676	542,752	12,409	Rubber Tyres and Tubes	51
-	-	-	-	Rubber Processing	52
-	-	-	-	Rubber Gloves	53
-	-	-	-	Other Rubber Products	54
-	-	-	-	Plastic Products	55
-	-	-	-	Glass and Glass Products	56
-	-	-	-	Refractory, Clay, Porcelain and Ceramic Products	57
-	-	-	-	Cement, Lime and Plaster	58
-	-	-	-	Non-Metallic Mineral Products	59
-	-	-	-	Basic Iron and Steel	60
-	-	-	-	Basic Precious and Other Non-Ferrous Metals	61
-	-	-	-	Casting of Metals	62
-	-	-	-	Structural Metal Products, Tanks, Reservoirs and Steam Generators	63
-	-	-	-	Other Fabricated Metal Products	64

Jadual 4: Jadual Penggunaan Import pada Harga Asas, Komoditi mengikut Aktiviti (RM'000), 2019

Table 4: Imports Use Tables at Basic Prices, Commodity by Activity (RM'000), 2019

	Komoditi / Aktiviti	Perdagangan Borong & Runcit, Pembaikan Kenderaan Bermotor dan Motosikal *Wholesale & Retail Trade, Repair of Motor Vehicles and Motorcycles*	Penginapan *Accommodation*	Makanan dan Minuman *Food and Beverage*	Pengangkutan Darat *Land Transport*
		93	94	95	96
65	Enjin & Turbin, Alatan Kuasa Bendalir, Pam, Pemampat, Kepala Paip dan Injap Lain	58,375	-	-	-
66	Jentera Kegunaan Umum Lain	986,207	266,569	-	97,655
67	Senjata, Peluru dan Mesin bertujuan Khas	399,861	-	173,217	-
68	Perkakasan Domestik	194,654	-	1,119,443	-
69	Komputer, Peranti, Mesin dan Kelengkapan Pejabat	1,587,195	-	11,244	-
70	Motor Elektrik, Penjana dan Transformer	2,985	-	-	-
71	Perkakasan Pengagihan & Pengawalan Elektrik, Bateri dan Akumulator	247,966	-	-	225,809
72	Kabel Gentian Optikal, Elektronik dan Elektrik Lain	308,702	-	-	-
73	Alatan Pendawaian, Kelengkapan Pencahayaan Elektrik dan Elektrik Lain	101,600	-	-	37
74	Komponen dan Papan Elektronik	849,118	-	-	-
75	Peralatan Komunikasi dan Elektronik Pengguna	2,462,962	-	-	502
76	Peralatan Penyinaran, Perubatan Elektro dan Elektroterapeutik	85,738	-	-	-
77	Kelengkapan Mengukur, Menguji, Memandu Arah dan Kawalan	187,392	-	-	-
78	Instrumen Optikal, Alatan Fotografi, Media Magnetik dan Optikal	990,995	-	-	-
79	Jam Tangan dan Jam	167,203	-	-	-
80	Kenderaan Bermotor, Treler dan Semi Treler	937,722	149,768	59,528	62,307
81	Motosikal	-	-	-	-
82	Kapal, Bot, Basikal dan 'Invalid Carriages'	4,100	-	-	1,264
83	Kelengkapan Pengangkutan Lain	-	-	-	-
84	Pembuatan Lain	3,124,657	34,070	-	20,529
85	Pembaikan & Pemasangan Mesin dan Kelengkapan	62,890	20,252	439	27,185
86	Elektrik dan Gas	1,402	139	351	17
87	Air	433	15	159	7
88	Pembetungan, Pengurusan Sisa dan Aktiviti Pemulihan	-	-	-	-
89	Bangunan Kediaman	-	-	-	-
90	Bangunan Bukan Kediaman	-	-	-	-
91	Kejuruteraan Awam	-	-	-	-
92	Aktiviti Pembinaan Pertukangan Khas	-	-	-	-
93	Perdagangan Borong & Runcit, Pembaikan Kenderaan Bermotor dan Motosikal	-	-	-	-
94	Penginapan	-	-	-	-
95	Makanan dan Minuman	-	-	-	-
96	Pengangkutan Darat	7,413	356	3,609	1,344
97	Pengangkutan Air	71,968	3,958	35,051	12,978
98	Pengangkutan Udara	8,355	13,777	4,071	1,503
99	Penggudangan dan Aktiviti Sokongan untuk Pengangkutan	602	26	293	1,269
100	Perkhidmatan berkaitan Pengangkutan Air dan Udara	-	-	-	24,103
101	Perkhidmatan Operasi Lebuhraya, Jambatan dan Terowong	-	-	-	-
102	Perkhidmatan Pos dan Kurier	-	1,091	3,708	2,059
103	Aktiviti Penerbitan	-	-	-	-
104	Telekomunikasi	550,334	55,958	44,779	9,624
105	Aktiviti Wayang Gambar, Pemprograman dan Penyiaran	-	-	-	-
106	Perkhidmatan Komputer dan Maklumat	-	20,126	155,223	8,543
107	Perantaraan Kewangan	512,554	2,106	16,671	10,080
108	Perkhidmatan Kewangan Lain	-	-	-	-
109	Insurans/ Takaful dan Tabungan Pencen	719,867	35,090	58,261	131,564
110	Aktiviti Sokongan Perkhidmatan Kewangan dan Insurans/ Takaful	-	-	-	-
111	Hartanah	-	-	-	-
112	Pemilikan Kediaman	-	-	-	-
113	Sewaan dan Pajakan	1,004,959	5,489	515,224	502
114	Penyelidikan dan Pembangunan Saintifik	-	-	-	-
115	Profesional	1,705,375	274,721	492,675	227,199
116	Perkhidmatan Perniagaan	-	-	-	-
117	Pentadbiran Awam	-	-	-	-
118	Pendidikan	-	-	-	-
119	Kesihatan	-	-	-	-
120	Ketenteraman dan Keselamatan Awam	-	-	-	-
121	Pentadbiran Awam Lain	-	-	-	-
122	Institusi bukan Keuntungan yang Berkhidmat kepada Isi Rumah	-	-	-	-
123	Kesenian, Hiburan dan Rekreasi	-	-	-	-
124	Perkhidmatan Swasta Lain	-	-	-	-
	JUMLAH	**31,607,212**	**982,884**	**8,455,436**	**3,092,172**

Jadual 4: Jadual Penggunaan Import pada Harga Asas, Komoditi mengikut Aktiviti (RM'000), 2019

Table 4: Imports Use Tables at Basic Prices, Commodity by Activity (RM'000), 2019

Pengangkutan Air *Water Transport*	Pengangkutan Udara *Air Transport*	Penggudangan dan Aktiviti Sokongan untuk Pengangkutan *Warehousing and Support Activities for Transportation*	Perkhidmatan berkaitan Pengangkutan Air dan Udara *Services Incidental to Water and Air Transportation*	Activity / Commodity	
97	98	99	100		
-	-	-	-	Engines & Turbines, Fluid Power Equipment, Other Pumps, Compressors, Taps and Valves	65
-	-	61,929	22,304	Other General Purpose Machinery	66
-	-	-	-	Weapons, Ammunition and Special Purpose Machinery	67
-	-	-	-	Domestic Appliances	68
-	-	-	-	Computers, Peripheral, Office Equipment and Machinery	69
-	-	-	-	Electric Motors, Generators and Transformers	70
-	-	208,640	6,362	Electricity Distribution & Control Apparatus, Batteries and Accumulators	71
-	-	-	-	Fibre Optic Cables, Electronic and Other Electric	72
-	-	-	-	Wiring Devices, Electric Lighting Equipment and Other Electrical	73
-	-	-	-	Electronic Components and Boards	74
-	-	1,078	-	Communication Equipment and Consumer Electronics	75
-	-	-	-	Irradiation Equipment, Electro Medical and Electrotherapeutic	76
-	20,033	-	-	Measuring Equipment, Testing, Navigating and Control	77
-	-	-	-	Optical Instruments, Photographic Equipment, Magnetic and Optical Media	78
-	-	-	-	Watches and Clocks	79
6,343	94,773	31,400	15,678	Motor Vehicles, Trailers and Semi Trailers	80
-	-	-	-	Motorcycles	81
56,618	-	-	-	Ships, Boats, Bicycles and Invalid Carriages	82
-	1,382,885	-	-	Other Transport Equipment	83
9,560	3,929	18,623	15,445	Other Manufacturing	84
53,507	57,525	67,513	40,983	Repair & Installation of Machinery and Equipment	85
6	2	29	51	Electricity and Gas	86
4	9	3	2	Water	87
-	-	-	-	Sewerage, Waste Management and Remediation Activities	88
-	-	-	-	Residential Buildings	89
-	-	-	-	Non-Residential Buildings	90
-	-	-	-	Civil Engineering	91
-	-	-	-	Specialised Construction Activities	92
-	-	-	-	Wholesale & Retail Trade, Repair of Motor Vehicles and Motorcycles	93
-	-	-	-	Accommodation	94
-	-	-	-	Food and Beverage	95
392	707	838	153	Land Transport	96
6,265	6,853	8,108	1,488	Water Transport	97
439	26,507	939	173	Air Transport	98
1,095	1,805	282	1,149	Warehousing and Support Activities for Transportation	99
96,234	422,216	99,847	124,571	Services Incidental to Water and Air Transportation	100
-	-	-	-	Highway Operation Services, Bridge and Tunnel	101
1,309	595	2,454	398	Postal and Courier Activities	102
9,056	-	-	-	Publishing Activities	103
3,713	4,814	11,705	2,320	Telecommunications	104
-	-	-	-	Motion Picture, Programming and Broadcasting Activities	105
9,180	15,621	45,246	14,778	Computer and Information Services	106
4,933	9,011	7,363	2,327	Monetary Intermediation	107
-	-	-	-	Other Financial Service	108
47,225	65,773	121,532	25,483	Insurance/ Takaful and Pension Funding	109
-	-	-	-	Activities Auxiliary to Financial Service and Insurance/ Takaful	110
-	-	-	-	Real Estate	111
-	-	-	-	Ownership of Dwellings	112
346	-	1,146	28	Rental and Leasing	113
-	-	-	-	Scientific Research and Development	114
225,110	337,772	228,697	261,604	Professional	115
-	-	-	-	Business Services	116
-	-	-	-	Public Administration	117
-	-	-	-	Education	118
-	-	-	-	Health	119
-	-	-	-	Public Order and Safety	120
-	-	-	-	Other Public Administration	121
-	-	-	-	Non-Profit Institutions Serving Households	122
-	-	-	-	Arts, Entertainment and Recreation	123
-	-	-	-	Other Private Services	124
602,105	**2,931,132**	**2,181,420**	**634,793**	TOTAL	

Jadual 4: Jadual Penggunaan Import pada Harga Asas, Komoditi mengikut Aktiviti (RM'000), 2019

Table 4: Imports Use Tables at Basic Prices, Commodity by Activity (RM'000), 2019

	Komoditi \ Aktiviti	Perkhidmatan Operasi Lebuhraya, Jambatan dan Terowong *Highway, Bridge and Tunnel Operation Services*	Perkhidmatan Pos dan Kurier *Postal and Courier Activities*	Aktiviti Penerbitan *Publishing Activity*	Telekomunikasi *Telecommunications*
		101	102	103	104
1	Padi	-	-	-	-
2	Tanaman Makanan	-	-	-	-
3	Sayur-sayuran	-	-	-	-
4	Buah-buahan	-	-	-	-
5	Getah	-	-	-	-
6	Kelapa Sawit	-	-	-	-
7	Tanaman Bunga	-	-	-	-
8	Pertanian Lain	-	-	-	-
9	Ternakan Ayam dan Itik	-	-	-	-
10	Ternakan Lain	-	-	-	-
11	Perhutanan dan Pembalakan	-	-	-	-
12	Perikanan dan Akuakultur	-	-	-	-
13	Minyak Mentah dan Gas Asli	-	-	-	-
14	Perlombongan Bijih Besi	-	-	-	-
15	Pengkuarian Batu, Pasir dan Tanah Liat	-	-	-	-
16	Perlombongan dan Pengkuarian Lain	-	-	-	-
17	Pemprosesan dan Pengawetan Daging	-	-	-	-
18	Pemprosesan dan Pengawetan Makanan Laut	-	-	-	-
19	Pemprosesan dan Pengawetan Buah-buahan & Sayur-sayuran	-	-	-	-
20	Produk Tenusu	-	-	-	-
21	Minyak & Lemak Sayuran dan Haiwan	-	-	-	-
22	Produk Bijian, Kanji dan Produk Berkanji	-	-	-	-
23	Produk Bakeri	-	-	-	-
24	Manisan	-	-	-	-
25	Prosesan Makanan Lain	-	-	-	-
26	Makanan Haiwan Tersedia	-	-	-	-
27	Spirit, Wain dan Minuman Keras	-	-	-	-
28	Minuman Ringan, Air Mineral dan Minuman Lain yang Dibotolkan	-	-	-	-
29	Produk Tembakau	-	-	-	-
30	Penyediaan, Pemintalan dan Penenunan Tekstil	-	-	-	-
31	Penyiapan Akhir Tekstil	-	-	-	-
32	Tekstil Lain	-	-	-	-
33	Pakaian	1,242	845	1,045	6,514
34	Produk Kulit	-	-	-	-
35	Kasut	-	-	-	-
36	Pengilangan dan Pengetaman Kayu	-	-	-	-
37	Kepingan Venier dan Panel berasaskan Kayu	-	-	-	-
38	Pertukangan Kayu dan Tanggam untuk Jurubina	-	-	-	-
39	Bekas Kayu dan Produk Kayu Lain	-	-	-	-
40	Kertas dan Produk Kertas	-	-	4,530	-
41	Perabot	-	-	-	-
42	Penerbitan Semula Media Rakaman	-	-	-	-
43	Percetakan	191	4,655	15,291	10,115
44	Kok dan Produk Petroleum Bertapis	15,467	126,112	21,865	51,459
45	Kimia Asas	-	-	3,414	-
46	Baja dan Sebatian Nitrogen	-	-	-	-
47	Cat dan Varnis	-	-	44,533	-
48	Produk Farmaseutikal, Kimia Perubatan dan Botani	-	-	-	-
49	Sabun & Bahan Pencuci, Pencuci dan Pengilat, Pewangi dan Dandanan Diri	-	-	-	-
50	Produk Kimia Lain	-	-	-	-
51	Tayar dan Tiub Getah	-	-	-	-
52	Prosesan Getah	-	-	-	-
53	Sarung Tangan Getah	-	-	-	-
54	Produk Getah Lain	-	-	-	-
55	Produk Plastik	-	-	-	-
56	Kaca dan Produk Kaca	-	-	-	-
57	Produk Refraktori, Tanah Liat, Porselin dan Seramik	-	-	-	-
58	Simen, Kapur dan Plaster	-	-	-	-
59	Produk Mineral bukan Logam	-	-	-	-
60	Besi dan Keluli Asas	-	-	-	-
61	Logam Asas Berharga dan Logam bukan Ferus Lain	-	-	-	-
62	Pengacuan Logam	-	-	-	-
63	Produk Struktur Logam, Tangki, Takungan dan Penjana Wap	-	-	-	-
64	Produk Logam Lain yang Direka	-	-	-	-

Jadual 4: Jadual Penggunaan Import pada Harga Asas, Komoditi mengikut Aktiviti (RM'000), 2019

Table 4: Imports Use Tables at Basic Prices, Commodity by Activity (RM'000), 2019

Aktiviti Wayang Gambar, Pemprograman dan Penyiaran *Motion Picture, Programming and Broadcasting Activities*	Perkhidmatan Komputer dan Maklumat *Computer and Information Services*	Perantaraan Kewangan *Monetary Intermediation*	Perkhidmatan Kewangan Lain *Other Financial Service*	Activity / Commodity	
105	106	107	108		
-	-	-	-	Paddy	1
-	-	-	-	Food Crops	2
-	-	-	-	Vegetables	3
-	-	-	-	Fruits	4
-	-	-	-	Rubber	5
-	-	-	-	Oil Palm	6
-	-	-	-	Flower Plants	7
-	-	-	-	Other Agriculture	8
-	-	-	-	Poultry Farming	9
-	-	-	-	Other Livestock	10
-	-	-	-	Forestry and Logging	11
-	-	-	-	Fishing and Aquaculture	12
-	-	-	-	Crude Oil and Natural Gas	13
-	-	-	-	Mining of Metal Ores	14
-	-	-	-	Quarrying of Stone, Sand and Clay	15
-	-	-	-	Other Mining and Quarrying	16
-	-	-	-	Processing and Preserving of Meat	17
-	-	-	-	Processing and Preserving of Seafood	18
-	-	-	-	Processing and Preserving of Fruits & Vegetables	19
-	-	-	-	Dairy Products	20
-	-	-	-	Vegetable & Animal Oils and Fats	21
-	-	-	-	Grain Mill Products, Starches and Starch Products	22
-	-	-	-	Bakery Products	23
-	-	-	-	Confectionery	24
-	-	-	-	Other Food Processing	25
-	-	-	-	Prepared Animal Feeds	26
-	-	-	-	Spirits, Wines and Liquors	27
-	-	-	-	Soft Drinks, Mineral Waters and Other Bottled Waters	28
-	-	-	-	Tobacco Products	29
-	-	-	-	Preparation, Spinning and Weaving of Textiles	30
-	-	-	-	Finishing of Textiles	31
-	-	-	-	Other Textiles	32
5,330	23,245	55,168	56,502	Wearing Apparel	33
-	-	-	-	Leather Products	34
-	-	-	-	Footwear	35
-	-	-	-	Sawmilling and Planning of Wood	36
-	-	-	-	Veneer Sheets and Wood-based Panels	37
-	-	-	-	Builders' Carpentry and Joinery	38
-	-	-	-	Wooden Containers and Other Wood Products	39
-	-	-	-	Paper and Paper Products	40
3,070	-	-	-	Furniture	41
-	-	-	-	Reproduction of Recorded Media	42
571	6,965	3,251	827	Printing	43
54,766	46,189	8,453	3,456	Coke and Refined Petroleum Products	44
-	-	-	-	Basic Chemicals	45
-	-	-	-	Fertilizers and Nitrogen Compounds	46
-	-	-	-	Paints and Varnishes	47
-	-	-	-	Pharmaceuticals, Medicinal Chemical and Botanical Products	48
-	-	-	-	Soaps & Detergents, Cleaning & Polishing, Perfumes and Toilet Preparations	49
-	-	-	-	Other Chemicals Products	50
-	-	-	-	Rubber Tyres and Tubes	51
-	-	-	-	Rubber Processing	52
-	-	-	-	Rubber Gloves	53
-	-	-	-	Other Rubber Products	54
-	-	-	-	Plastic Products	55
-	-	-	-	Glass and Glass Products	56
-	-	-	-	Refractory, Clay, Porcelain and Ceramic Products	57
-	-	-	-	Cement, Lime and Plaster	58
-	-	-	-	Non-Metallic Mineral Products	59
-	-	-	-	Basic Iron and Steel	60
-	-	-	-	Basic Precious and Other Non-Ferrous Metals	61
-	-	-	-	Casting of Metals	62
-	-	-	-	Structural Metal Products, Tanks, Reservoirs and Steam Generators	63
-	-	-	-	Other Fabricated Metal Products	64

Jadual 4: Jadual Penggunaan Import pada Harga Asas, Komoditi mengikut Aktiviti (RM'000), 2019

Table 4: Imports Use Tables at Basic Prices, Commodity by Activity (RM'000), 2019

	Komoditi \ Aktiviti	Perkhidmatan Operasi Lebuhraya, Jambatan dan Terowong *Highway, Bridge and Tunnel Operation Services*	Perkhidmatan Pos dan Kurier *Postal and Courier Activities*	Aktiviti Penerbitan *Publishing Activity*	Telekomunikasi *Telecommunications*
		101	102	103	104
65	Enjin & Turbin, Alatan Kuasa Bendalir, Pam, Pemampat, Kepala Paip dan Injap Lain	-	-	-	-
66	Jentera Kegunaan Umum Lain	-	-	-	-
67	Senjata, Peluru dan Mesin bertujuan Khas	-	-	25,239	-
68	Perkakasan Domestik	-	-	-	-
69	Komputer, Peranti, Mesin dan Kelengkapan Pejabat	-	-	-	-
70	Motor Elektrik, Penjana dan Transformer	-	-	-	-
71	Perkakasan Pengagihan & Pengawalan Elektrik, Bateri dan Akumulator	-	-	-	-
72	Kabel Gentian Optikal, Elektronik dan Elektrik Lain	-	-	-	-
73	Alatan Pendawaian, Kelengkapan Pencahayaan Elektrik dan Elektrik Lain	-	-	-	-
74	Komponen dan Papan Elektronik	-	-	-	662,889
75	Peralatan Komunikasi dan Elektronik Pengguna	-	-	494	236,050
76	Peralatan Penyinaran, Perubatan Elektro dan Elektroterapeutik	-	-	-	-
77	Kelengkapan Mengukur, Menguji, Memandu Arah dan Kawalan	-	-	-	-
78	Instrumen Optikal, Alatan Fotografi, Media Magnetik dan Optikal	-	-	-	-
79	Jam Tangan dan Jam	-	-	-	-
80	Kenderaan Bermotor, Treler dan Semi Treler	360,208	10,752	1,879	18,320
81	Motosikal	-	-	-	-
82	Kapal, Bot, Basikal dan 'Invalid Carriages'	-	-	-	-
83	Kelengkapan Pengangkutan Lain	-	-	-	-
84	Pembuatan Lain	1,034	35,060	-	22,067
85	Pembaikan & Pemasangan Mesin dan Kelengkapan	-	-	739	24,680
86	Elektrik dan Gas	9	16	5	167
87	Air	2	6	1	9
88	Pembetungan, Pengurusan Sisa dan Aktiviti Pemulihan	-	-	-	-
89	Bangunan Kediaman	-	-	-	-
90	Bangunan Bukan Kediaman	-	-	-	-
91	Kejuruteraan Awam	-	-	-	-
92	Aktiviti Pembinaan Pertukangan Khas	-	-	-	-
93	Perdagangan Borong & Runcit, Pembaikan Kenderaan Bermotor dan Motosikal	-	-	-	-
94	Penginapan	-	-	-	-
95	Makanan dan Minuman	-	-	-	-
96	Pengangkutan Darat	113	140	62	452
97	Pengangkutan Air	1,090	1,355	602	4,133
98	Pengangkutan Udara	126	157	70	38,425
99	Penggudangan dan Aktiviti Sokongan untuk Pengangkutan	9	11	5	35
100	Perkhidmatan berkaitan Pengangkutan Air dan Udara	-	-	-	-
101	Perkhidmatan Operasi Lebuhraya, Jambatan dan Terowong	-	-	-	-
102	Perkhidmatan Pos dan Kurier	81	117,849	515	2,647
103	Aktiviti Penerbitan	-	-	3,441	56
104	Telekomunikasi	663	8,094	6,217	2,126,698
105	Aktiviti Wayang Gambar, Pemprograman dan Penyiaran	-	-	-	-
106	Perkhidmatan Komputer dan Maklumat	735	39,828	170,094	3,798,934
107	Perantaraan Kewangan	1,233	1,546	1,067	22,823
108	Perkhidmatan Kewangan Lain	-	-	-	-
109	Insurans/ Takaful dan Tabungan Pencen	4,232	82,111	16,518	65,949
110	Aktiviti Sokongan Perkhidmatan Kewangan dan Insurans/ Takaful	-	-	-	-
111	Hartanah	-	-	-	-
112	Pemilikan Kediaman	-	-	-	-
113	Sewaan dan Pajakan	4,779	64,106	2,412	1,120,933
114	Penyelidikan dan Pembangunan Saintifik	-	-	-	-
115	Profesional	42,168	52,510	82,653	1,279,795
116	Perkhidmatan Perniagaan	-	-	-	-
117	Pentadbiran Awam	-	-	-	-
118	Pendidikan	-	-	-	-
119	Kesihatan	-	-	-	-
120	Ketenteraman dan Keselamatan Awam	-	-	-	-
121	Pentadbiran Awam Lain	-	-	-	-
122	Institusi bukan Keuntungan yang Berkhidmat kepada Isi Rumah	-	-	-	-
123	Kesenian, Hiburan dan Rekreasi	-	-	-	-
124	Perkhidmatan Swasta Lain	-	-	-	-
	JUMLAH	**433,382**	**545,152**	**402,691**	**9,493,148**

Jadual 4: Jadual Penggunaan Import pada Harga Asas, Komoditi mengikut Aktiviti (RM'000), 2019

Table 4: Imports Use Tables at Basic Prices, Commodity by Activity (RM'000), 2019

Aktiviti Wayang Gambar, Pemprograman dan Penyiaran *Motion Picture, Programming and Broadcasting Activities*	Perkhidmatan Komputer dan Maklumat *Computer and Information Services*	Perantaraan Kewangan *Monetary Intermediation*	Perkhidmatan Kewangan Lain *Other Financial Service*	Activity / Commodity	
105	106	107	108		
-	-	-	-	Engines & Turbines, Fluid Power Equipment, Other Pumps, Compressors, Taps and Valves	65
-	-	-	-	Other General Purpose Machinery	66
-	-	-	-	Weapons, Ammunition and Special Purpose Machinery	67
-	-	-	-	Domestic Appliances	68
-	849,354	62,144	6,235	Computers, Peripheral, Office Equipment and Machinery	69
-	-	-	-	Electric Motors, Generators and Transformers	70
-	-	-	-	Electricity Distribution & Control Apparatus, Batteries and Accumulators	71
-	-	-	-	Fibre Optic Cables, Electronic and Other Electric	72
466	-	-	-	Wiring Devices, Electric Lighting Equipment and Other Electrical	73
-	693,200	-	-	Electronic Components and Boards	74
-	214,661	-	-	Communication Equipment and Consumer Electronics	75
-	-	-	-	Irradiation Equipment, Electro Medical and Electrotherapeutic	76
-	-	-	-	Measuring Equipment, Testing, Navigating and Control	77
12,786	-	-	-	Optical Instruments, Photographic Equipment, Magnetic and Optical Media	78
-	-	-	-	Watches and Clocks	79
2,041	8,091	71,797	18,792	Motor Vehicles, Trailers and Semi Trailers	80
-	-	-	-	Motorcycles	81
-	-	-	-	Ships, Boats, Bicycles and Invalid Carriages	82
-	-	-	-	Other Transport Equipment	83
4,313	21,663	7,345	6,847	Other Manufacturing	84
4,308	3,412	945	222	Repair & Installation of Machinery and Equipment	85
11	48	7	-	Electricity and Gas	86
1	11	7	-	Water	87
-	-	-	-	Sewerage, Waste Management and Remediation Activities	88
-	-	-	-	Residential Buildings	89
-	-	-	-	Non-Residential Buildings	90
-	-	-	-	Civil Engineering	91
-	-	-	-	Specialised Construction Activities	92
-	-	-	-	Wholesale & Retail Trade, Repair of Motor Vehicles and Motorcycles	93
-	-	-	-	Accommodation	94
-	-	-	-	Food and Beverage	95
67	347	102	25	Land Transport	96
649	3,371	957	233	Water Transport	97
2,329	21,225	14,862	2,633	Air Transport	98
5	28	8	2	Warehousing and Support Activities for Transportation	99
-	-	-	-	Services Incidental to Water and Air Transportation	100
-	-	-	-	Highway Operation Services, Bridge and Tunnel	101
2,257	14,253	14,908	1,595	Postal and Courier Activities	102
-	-	3,989	222	Publishing Activities	103
56,066	64,224	20,037	15,062	Telecommunications	104
-	-	-	-	Motion Picture, Programming and Broadcasting Activities	105
17,386	3,503,394	1,231	2,332	Computer and Information Services	106
2,974	9,820	60,049	12,409	Monetary Intermediation	107
-	-	-	-	Other Financial Service	108
19,213	56,524	56,255	11,665	Insurance/ Takaful and Pension Funding	109
-	-	-	-	Activities Auxiliary to Financial Service and Insurance/ Takaful	110
-	-	-	-	Real Estate	111
-	-	-	-	Ownership of Dwellings	112
137,765	21,806	58,432	41,981	Rental and Leasing	113
-	-	-	-	Scientific Research and Development	114
151,042	507,458	3,663,115	549,113	Professional	115
-	-	-	-	Business Services	116
-	-	-	-	Public Administration	117
-	-	-	-	Education	118
-	-	-	-	Health	119
-	-	-	-	Public Order and Safety	120
-	-	-	-	Other Public Administration	121
-	-	-	-	Non-Profit Institutions Serving Households	122
-	-	-	-	Arts, Entertainment and Recreation	123
-	-	-	-	Other Private Services	124
477,415	**6,069,288**	**4,103,063**	**730,154**	TOTAL	

Jadual 4: Jadual Penggunaan Import pada Harga Asas, Komoditi mengikut Aktiviti (RM'000), 2019

Table 4: Imports Use Tables at Basic Prices, Commodity by Activity (RM'000), 2019

	Komoditi / Aktiviti	Insurans/ Takaful dan Tabungan Pencen *Insurance/ Takaful and Pension Funding*	Aktiviti Sokongan Perkhidmatan Kewangan dan Insurans/ Takaful *Activities Auxiliary to Financial Service and Insurance/ Takaful*	Hartanah *Real Estate*	Pemilikan Kediaman *Ownership of Dwellings*
		109	110	111	112
1	Padi	-	-	-	-
2		-	-	-	-
3	Sayur-sayuran	-	-	-	-
4	Buah-buahan	-	-	-	-
5	Getah	-	-	-	-
6	Kelapa Sawit	-	-	-	-
7	Tanaman Bunga	-	-	-	-
8	Pertanian Lain	-	-	-	-
9	Ternakan Ayam dan Itik	-	-	-	-
10	Ternakan Lain	-	-	-	-
11	Perhutanan dan Pembalakan	-	-	-	-
12	Perikanan dan Akuakultur	-	-	-	-
13	Minyak Mentah dan Gas Asli	-	-	-	-
14	Perlombongan Bijih Besi	-	-	-	-
15	Pengkuarian Batu, Pasir dan Tanah Liat	-	-	-	-
16	Perlombongan dan Pengkuarian Lain	-	-	-	-
17	Pemprosesan dan Pengawetan Daging	-	-	-	-
18	Pemprosesan dan Pengawetan Makanan Laut	-	-	-	-
19	Pemprosesan dan Pengawetan Buah-buahan & Sayur-sayuran	-	-	-	-
20	Produk Tenusu	-	-	-	-
21	Minyak & Lemak Sayuran dan Haiwan	-	-	-	-
22	Produk Bijian, Kanji dan Produk Berkanji	-	-	-	-
23	Produk Bakeri	-	-	-	-
24	Manisan	-	-	-	-
25	Prosesan Makanan Lain	-	-	-	-
26	Makanan Haiwan Tersedia	-	-	-	-
27	Spirit, Wain dan Minuman Keras	-	-	-	-
28	Minuman Ringan, Air Mineral dan Minuman Lain yang Dibotolkan	-	-	-	-
29	Produk Tembakau	-	-	-	-
30	Penyediaan, Pemintalan dan Penenunan Tekstil	-	-	-	-
31	Penyiapan Akhir Tekstil	-	-	-	-
32	Tekstil Lain	-	-	-	-
33	Pakaian	2,383	675	1,542	-
34	Produk Kulit	-	-	-	-
35	Kasut	-	-	-	-
36	Pengilangan dan Pengetaman Kayu	-	-	-	-
37	Kepingan Venier dan Panel berasaskan Kayu	-	-	-	-
38	Pertukangan Kayu dan Tanggam untuk Jurubina	-	-	-	-
39	Bekas Kayu dan Produk Kayu Lain	-	-	-	-
40	Kertas dan Produk Kertas	-	-	-	35,897
41	Perabot	-	-	-	-
42	Penerbitan Semula Media Rakaman	-	-	-	-
43	Percetakan	6,650	866	3,251	-
44	Kok dan Produk Petroleum Bertapis	7,622	5,987	462,654	-
45	Kimia Asas	-	-	-	14,498
46	Baja dan Sebatian Nitrogen	-	-	-	-
47	Cat dan Varnis	-	-	-	36,536
48	Produk Farmaseutikal, Kimia Perubatan dan Botani	-	-	-	-
49	Sabun & Bahan Pencuci, Pencuci dan Pengilat, Pewangi dan Dandanan Diri	-	-	-	-
50	Produk Kimia Lain	-	-	-	-
51	Tayar dan Tiub Getah	-	-	-	-
52	Prosesan Getah	-	-	-	-
53	Sarung Tangan Getah	-	-	-	-
54	Produk Getah Lain	-	-	-	-
55	Produk Plastik	-	-	-	126,753
56	Kaca dan Produk Kaca	-	-	-	-
57	Produk Refraktori, Tanah Liat, Porselin dan Seramik	-	-	-	85,554
58	Simen, Kapur dan Plaster	-	-	-	-
59	Produk Mineral bukan Logam	-	-	-	-
60	Besi dan Keluli Asas	-	-	-	-
61	Logam Asas Berharga dan Logam bukan Ferus Lain	-	-	-	-
62	Pengacuan Logam	-	-	-	-
63	Produk Struktur Logam, Tangki, Takungan dan Penjana Wap	-	-	-	-
64	Produk Logam Lain yang Direka	-	-	-	-

Jadual 4: Jadual Penggunaan Import pada Harga Asas, Komoditi mengikut Aktiviti (RM'000), 2019

Table 4: Imports Use Tables at Basic Prices, Commodity by Activity (RM'000), 2019

Sewaan dan Pajakan *Rental and Leasing*	Penyelidikan dan Pembangunan Saintifik *Scientific Research and Development*	Profesional *Professional*	Perkhidmatan Perniagaan *Business Services*	Activity / Commodity	
113	114	115	116		
-	-	-	-	Paddy	1
-	-	-	-	Food Crops	2
-	-	-	-	Vegetables	3
-	-	-	-	Fruits	4
-	-	-	-	Rubber	5
-	-	-	-	Oil Palm	6
-	-	-	-	Flower Plants	7
-	-	-	-	Other Agriculture	8
-	-	-	-	Poultry Farming	9
-	-	-	-	Other Livestock	10
-	-	-	-	Forestry and Logging	11
-	-	-	-	Fishing and Aquaculture	12
-	-	-	-	Crude Oil and Natural Gas	13
-	-	-	-	Mining of Metal Ores	14
-	-	-	-	Quarrying of Stone, Sand and Clay	15
-	-	-	-	Other Mining and Quarrying	16
-	-	-	-	Processing and Preserving of Meat	17
-	-	-	-	Processing and Preserving of Seafood	18
-	-	-	-	Processing and Preserving of Fruits & Vegetables	19
-	-	-	-	Dairy Products	20
-	-	-	-	Vegetable & Animal Oils and Fats	21
-	-	-	-	Grain Mill Products, Starches and Starch Products	22
-	-	-	-	Bakery Products	23
-	-	-	-	Confectionery	24
-	-	-	-	Other Food Processing	25
-	-	-	-	Prepared Animal Feeds	26
-	-	-	-	Spirits, Wines and Liquors	27
-	-	-	-	Soft Drinks, Mineral Waters and Other Bottled Waters	28
-	-	-	-	Tobacco Products	29
-	-	-	-	Preparation, Spinning and Weaving of Textiles	30
-	-	-	-	Finishing of Textiles	31
-	-	-	-	Other Textiles	32
1,492	2,327	7,458	18,003	Wearing Apparel	33
-	-	-	-	Leather Products	34
-	-	-	-	Footwear	35
-	-	-	-	Sawmilling and Planning of Wood	36
-	-	-	-	Veneer Sheets and Wood-based Panels	37
-	-	-	-	Builders' Carpentry and Joinery	38
-	-	-	-	Wooden Containers and Other Wood Products	39
16,716	4,112	182,446	149,438	Paper and Paper Products	40
-	-	-	-	Furniture	41
-	-	-	-	Reproduction of Recorded Media	42
998	1,004	23,751	9,668	Printing	43
12,130	4,892	100,033	76,694	Coke and Refined Petroleum Products	44
-	2,812	15,710	-	Basic Chemicals	45
-	-	-	2,847	Fertilizers and Nitrogen Compounds	46
-	7,087	37,319	-	Paints and Varnishes	47
-	-	17,096	-	Pharmaceuticals, Medicinal Chemical and Botanical Products	48
-	-	-	-	Soaps & Detergents, Cleaning & Polishing, Perfumes and Toilet Preparations	49
-	-	37,628	-	Other Chemicals Products	50
27,871	-	-	82,754	Rubber Tyres and Tubes	51
-	-	-	-	Rubber Processing	52
-	-	-	-	Rubber Gloves	53
-	-	-	-	Other Rubber Products	54
-	-	86	-	Plastic Products	55
-	-	-	-	Glass and Glass Products	56
-	-	-	-	Refractory, Clay, Porcelain and Ceramic Products	57
-	-	-	-	Cement, Lime and Plaster	58
-	-	-	-	Non-Metallic Mineral Products	59
-	-	-	-	Basic Iron and Steel	60
-	-	-	-	Basic Precious and Other Non-Ferrous Metals	61
-	-	-	-	Casting of Metals	62
-	-	-	-	Structural Metal Products, Tanks, Reservoirs and Steam Generators	63
-	-	-	-	Other Fabricated Metal Products	64

Jadual 4: Jadual Penggunaan Import pada Harga Asas, Komoditi mengikut Aktiviti (RM'000), 2019

Table 4: Imports Use Tables at Basic Prices, Commodity by Activity (RM'000), 2019

	Komoditi / Aktiviti	Insurans/ Takaful dan Tabungan Pencen *Insurance/ Takaful and Pension Funding*	Aktiviti Sokongan Perkhidmatan Kewangan dan Insurans/ Takaful *Activities Auxiliary to Financial Service and Insurance/ Takaful*	Hartanah *Real Estate*	Pemilikan Kediaman *Ownership of Dwellings*
		109	110	111	112
65	Enjin & Turbin, Alatan Kuasa Bendalir, Pam, Pemampat, Kepala Paip dan Injap Lain	-	-	-	-
66	Jentera Kegunaan Umum Lain	-	-	-	-
67	Senjata, Peluru dan Mesin bertujuan Khas	-	-	-	-
68	Perkakasan Domestik	-	-	-	-
69	Komputer, Peranti, Mesin dan Kelengkapan Pejabat	404,998	2,783	15,110	-
70	Motor Elektrik, Penjana dan Transformer	-	-	-	-
71	Perkakasan Pengagihan & Pengawalan Elektrik, Bateri dan Akumulator	-	-	-	-
72	Kabel Gentian Optikal, Elektronik dan Elektrik Lain	-	-	-	-
73	Alatan Pendawaian, Kelengkapan Pencahayaan Elektrik dan Elektrik Lain	-	-	-	-
74	Komponen dan Papan Elektronik	-	-	-	-
75	Peralatan Komunikasi dan Elektronik Pengguna	-	-	-	18,208
76	Peralatan Penyinaran, Perubatan Elektro dan Elektroterapeutik	-	-	-	-
77	Kelengkapan Mengukur, Menguji, Memandu Arah dan Kawalan	-	-	-	-
78	Instrumen Optikal, Alatan Fotografi, Media Magnetik dan Optikal	-	-	-	-
79	Jam Tangan dan Jam	-	-	-	-
80	Kenderaan Bermotor, Treler dan Semi Treler	7,247	1,690	9,359	-
81	Motosikal	-	-	-	-
82	Kapal, Bot, Basikal dan 'Invalid Carriages'	-	-	-	-
83	Kelengkapan Pengangkutan Lain	-	-	-	-
84	Pembuatan Lain	10,833	6,935	21,547	-
85	Pembaikan & Pemasangan Mesin dan Kelengkapan	321	351	3,273	-
86	Elektrik dan Gas	2	-	74	-
87	Air	1	-	23	-
88	Pembetungan, Pengurusan Sisa dan Aktiviti Pemulihan	-	-	-	-
89	Bangunan Kediaman	-	-	-	-
90	Bangunan Bukan Kediaman	-	-	-	-
91	Kejuruteraan Awam	-	-	-	-
92	Aktiviti Pembinaan Pertukangan Khas	-	-	-	-
93	Perdagangan Borong & Runcit, Pembaikan Kenderaan Bermotor dan Motosikal	-	-	-	-
94	Penginapan	-	-	-	-
95	Makanan dan Minuman	-	-	-	-
96	Pengangkutan Darat	115	16	490	81
97	Pengangkutan Air	862	128	4,738	786
98	Pengangkutan Udara	45,595	3,255	549	91
99	Penggudangan dan Aktiviti Sokongan untuk Pengangkutan	7	1	40	7
100	Perkhidmatan berkaitan Pengangkutan Air dan Udara	-	-	-	-
101	Perkhidmatan Operasi Lebuhraya, Jambatan dan Terowong	-	-	-	-
102	Perkhidmatan Pos dan Kurier	12,242	1,372	2,952	-
103	Aktiviti Penerbitan	2,583	296	-	-
104	Telekomunikasi	48,788	12,673	56,010	-
105	Aktiviti Wayang Gambar, Pemprograman dan Penyiaran	-	-	-	-
106	Perkhidmatan Komputer dan Maklumat	47,044	2,759	4,341	-
107	Perantaraan Kewangan	32,721	14,703	91,763	44,380
108	Perkhidmatan Kewangan Lain	-	-	-	-
109	Insurans/ Takaful dan Tabungan Pencen	79,381	29,846	55,570	27,444
110	Aktiviti Sokongan Perkhidmatan Kewangan dan Insurans/ Takaful	-	-	-	-
111	Hartanah	-	-	-	-
112	Pemilikan Kediaman	-	-	-	-
113	Sewaan dan Pajakan	386,111	852,788	66,414	-
114	Penyelidikan dan Pembangunan Saintifik	-	-	-	-
115	Profesional	1,330,939	360,131	649,271	-
116	Perkhidmatan Perniagaan	-	-	-	-
117	Pentadbiran Awam	-	-	-	-
118	Pendidikan	-	-	-	-
119	Kesihatan	-	-	-	-
120	Ketenteraman dan Keselamatan Awam	-	-	-	-
121	Pentadbiran Awam Lain	-	-	-	-
122	Institusi bukan Keuntungan yang Berkhidmat kepada Isi Rumah	-	-	-	-
123	Kesenian, Hiburan dan Rekreasi	-	-	-	-
124	Perkhidmatan Swasta Lain	-	-	-	-
	JUMLAH	**2,426,446**	**1,297,255**	**1,448,969**	**390,235**

Jadual 4: Jadual Penggunaan Import pada Harga Asas, Komoditi mengikut Aktiviti (RM'000), 2019

Table 4: Imports Use Tables at Basic Prices, Commodity by Activity (RM'000), 2019

Sewaan dan Pajakan *Rental and Leasing*	Penyelidikan dan Pembangunan Saintifik *Scientific Research and Development*	Profesional *Professional*	Perkhidmatan Perniagaan *Business Services*	Activity / Commodity	
113	114	115	116		
-	-	-	-	Engines & Turbines, Fluid Power Equipment, Other Pumps, Compressors, Taps and Valves	65
-	-	-	-	Other General Purpose Machinery	66
-	-	-	-	Weapons, Ammunition and Special Purpose Machinery	67
-	-	-	-	Domestic Appliances	68
36	113,817	466,391	16,235	Computers, Peripheral, Office Equipment and Machinery	69
-	-	-	-	Electric Motors, Generators and Transformers	70
500	-	-	9,297	Electricity Distribution & Control Apparatus, Batteries and Accumulators	71
-	-	-	-	Fibre Optic Cables, Electronic and Other Electric	72
304	-	-	4,376	Wiring Devices, Electric Lighting Equipment and Other Electrical	73
-	-	-	-	Electronic Components and Boards	74
4,074	3,796	164,132	31,653	Communication Equipment and Consumer Electronics	75
-	-	-	-	Irradiation Equipment, Electro Medical and Electrotherapeutic	76
-	1,155	76,289	-	Measuring Equipment, Testing, Navigating and Control	77
-	-	23	-	Optical Instruments, Photographic Equipment, Magnetic and Optical Media	78
-	-	-	-	Watches and Clocks	79
54,126	1,103	40,216	252,295	Motor Vehicles, Trailers and Semi Trailers	80
-	-	-	-	Motorcycles	81
-	-	-	-	Ships, Boats, Bicycles and Invalid Carriages	82
-	-	-	-	Other Transport Equipment	83
7,323	-	20,769	71,800	Other Manufacturing	84
9,403	-	18,358	27,121	Repair & Installation of Machinery and Equipment	85
4	10	83	28	Electricity and Gas	86
1	4	17	11	Water	87
-	-	-	-	Sewerage, Waste Management and Remediation Activities	88
-	-	-	-	Residential Buildings	89
-	-	-	-	Non-Residential Buildings	90
-	-	-	-	Civil Engineering	91
-	-	-	-	Specialised Construction Activities	92
-	-	-	-	Wholesale & Retail Trade, Repair of Motor Vehicles and Motorcycles	93
-	-	-	-	Accommodation	94
-	-	-	-	Food and Beverage	95
101	28	501	429	Land Transport	96
790	276	4,508	6,630	Water Transport	97
1,519	4,085	48,542	37,642	Air Transport	98
6	2	38	54	Warehousing and Support Activities for Transportation	99
-	-	-	-	Services Incidental to Water and Air Transportation	100
-	-	-	-	Highway Operation Services, Bridge and Tunnel	101
507	448	15,330	6,243	Postal and Courier Activities	102
-	-	32	-	Publishing Activities	103
5,098	1,409	49,069	28,860	Telecommunications	104
-	-	-	-	Motion Picture, Programming and Broadcasting Activities	105
651	1,967	15,880	4,345	Computer and Information Services	106
10,140	31	439	57,309	Monetary Intermediation	107
-	-	-	-	Other Financial Service	108
27,755	3,680	85,425	101,434	Insurance/ Takaful and Pension Funding	109
-	-	-	-	Activities Auxiliary to Financial Service and Insurance/ Takaful	110
-	-	-	-	Real Estate	111
-	-	-	-	Ownership of Dwellings	112
8,747	75,336	230,992	147,779	Rental and Leasing	113
-	-	-	-	Scientific Research and Development	114
53,022	88,018	2,068,057	1,240,518	Professional	115
-	-	-	-	Business Services	116
-	-	-	-	Public Administration	117
-	-	-	-	Education	118
-	-	-	-	Health	119
-	-	-	-	Public Order and Safety	120
-	-	-	-	Other Public Administration	121
-	-	-	-	Non-Profit Institutions Serving Households	122
-	-	-	-	Arts, Entertainment and Recreation	123
-	-	-	-	Other Private Services	124
243,315	**317,403**	**3,726,618**	**2,383,463**	TOTAL	

Jadual 4: Jadual Penggunaan Import pada Harga Asas, Komoditi mengikut Aktiviti (RM'000), 2019

Table 4: Imports Use Tables at Basic Prices, Commodity by Activity (RM'000), 2019

	Komoditi / Aktiviti	Pentadbiran Awam *Public Administration*	Pendidikan *Education*	Kesihatan *Health*	Ketenteraman dan Keselamatan Awam *Public Order and Safety*
		117	118	119	120
1	Padi	-	-	-	-
2	Tanaman Makanan	-	-	-	-
3	Sayur-sayuran	-	-	-	-
4	Buah-buahan	-	-	-	-
5	Getah	-	-	-	-
6	Kelapa Sawit	-	-	-	-
7	Tanaman Bunga	-	-	-	-
8	Pertanian Lain	-	-	-	-
9	Ternakan Ayam dan Itik	-	-	-	-
10	Ternakan Lain	-	-	-	-
11	Perhutanan dan Pembalakan	-	-	-	-
12	Perikanan dan Akuakultur	-	-	-	-
13	Minyak Mentah dan Gas Asli	-	-	-	-
14	Perlombongan Bijih Besi	-	-	-	-
15	Pengkuarian Batu, Pasir dan Tanah Liat	-	-	-	-
16	Perlombongan dan Pengkuarian Lain	-	-	-	-
17	Pemprosesan dan Pengawetan Daging	2,453	-	8,797	6,760
18	Pemprosesan dan Pengawetan Makanan Laut	5,832	-	32,940	10,491
19	Pemprosesan dan Pengawetan Buah-buahan & Sayur-sayuran	6,204	3	22,684	11,450
20	Produk Tenusu	706	-	3,794	513
21	Minyak & Lemak Sayuran dan Haiwan	482	-	2,164	455
22	Produk Bijian, Kanji dan Produk Berkanji	3,487	-	11,340	6,406
23	Produk Bakeri	113	-	848	224
24	Manisan	-	-	-	-
25	Prosesan Makanan Lain	20,439	30,165	12,349	8,367
26	Makanan Haiwan Tersedia	4,575	11	6	362
27	Spirit, Wain dan Minuman Keras	-	-	-	-
28	Minuman Ringan, Air Mineral dan Minuman Lain yang Dibotolkan	146	29	110	165
29	Produk Tembakau	-	-	-	-
30	Penyediaan, Pemintalan dan Penenunan Tekstil	794	649	1,794	9,329
31	Penyiapan Akhir Tekstil	-	-	-	-
32	Tekstil Lain	-	-	-	-
33	Pakaian	34,896	6,920	9,501	34,018
34	Produk Kulit	-	-	-	-
35	Kasut	-	-	-	-
36	Pengilangan dan Pengetaman Kayu	100	24	2	113
37	Kepingan Venier dan Panel berasaskan Kayu	653	65	6	144
38	Pertukangan Kayu dan Tanggam untuk Jurubina	31	46	2	53
39	Bekas Kayu dan Produk Kayu Lain	-	-	-	-
40	Kertas dan Produk Kertas	8,473	373,259	23,678	1,058
41	Perabot	9,203	773	1,664	1,484
42	Penerbitan Semula Media Rakaman	-	-	-	-
43	Percetakan	9,884	10,499	5,259	2,694
44	Kok dan Produk Petroleum Bertapis	43,449	20,107	25,599	14,752
45	Kimia Asas	2,923	455	2,165	1,435
46	Baja dan Sebatian Nitrogen	19,776	40	9,056	233
47	Cat dan Varnis	788	476	29	1,535
48	Produk Farmaseutikal, Kimia Perubatan dan Botani	118,992	312,532	1,848,551	17,457
49	Sabun & Bahan Pencuci, Pencuci dan Pengilat, Pewangi dan Dandanan Diri	673	133	695	934
50	Produk Kimia Lain	7,345	516	4,689	1,749
51	Tayar dan Tiub Getah	7,243	424	876	23,685
52	Prosesan Getah	14	4	2	38
53	Sarung Tangan Getah	1	-	-	2
54	Produk Getah Lain	36	11	1	54
55	Produk Plastik	919	22	32,866	259
56	Kaca dan Produk Kaca	117	65	2	106
57	Produk Refraktori, Tanah Liat, Porselin dan Seramik	742	302	27	659
58	Simen, Kapur dan Plaster	-	-	-	-
59	Produk Mineral bukan Logam	2,433	77	16	170
60	Besi dan Keluli Asas	2,001	265	7	1,555
61	Logam Asas Berharga dan Logam bukan Ferus Lain	3,787	367	3	1,120
62	Pengacuan Logam	-	-	-	-
63	Produk Struktur Logam, Tangki, Takungan dan Penjana Wap	9	1	-	7
64	Produk Logam Lain yang Direka	1,271	53	25	47,840

Jadual 4: Jadual Penggunaan Import pada Harga Asas, Komoditi mengikut Aktiviti (RM'000), 2019

Table 4: Imports Use Tables at Basic Prices, Commodity by Activity (RM'000), 2019

Pentadbiran Awam Lain *Other Public Administration*	Institusi bukan Keuntungan yang Berkhidmat kepada Isi rumah *Non-Profit Institutions Serving Households*	Kesenian, Hiburan dan Rekreasi *Arts, Entertainment and Recreation*	Perkhidmatan Swasta Lain *Other Private Services*	Jumlah Penggunaan Perantaraan *Total Intermediate Use*	Activity / Commodity	
121	122	123	124			
-	-	-	-	-	Paddy	1
-	-	-	-	2,286,920	Food Crops	2
-	-	-	-	207,148	Vegetables	3
-	-	-	-	153,128	Fruits	4
-	-	-	-	5,185,127	Rubber	5
-	-	-	-	-	Oil Palm	6
-	-	-	-	5,273	Flower Plants	7
-	-	-	-	6,680,220	Other Agriculture	8
-	-	-	-	18,430	Poultry Farming	9
-	-	-	-	294,162	Other Livestock	10
-	-	-	-	147,433	Forestry and Logging	11
-	-	-	-	539,905	Fishing and Aquaculture	12
-	-	-	-	30,986,679	Crude Oil and Natural Gas	13
-	-	-	-	7,394,270	Mining of Metal Ores	14
-	-	-	-	756,989	Quarrying of Stone, Sand and Clay	15
-	-	-	-	12,915,653	Other Mining and Quarrying	16
136	-	-	-	635,931	Processing and Preserving of Meat	17
280	-	-	-	1,570,812	Processing and Preserving of Seafood	18
305	-	-	-	1,419,394	Processing and Preserving of Fruits & Vegetables	19
18	-	-	-	663,238	Dairy Products	20
14	-	-	-	6,579,442	Vegetable & Animal Oils and Fats	21
107	-	-	-	3,580,766	Grain Mill Products, Starches and Starch Products	22
18	-	-	-	34,195	Bakery Products	23
-	-	-	-	1,753,861	Confectionery	24
2,063	-	-	-	1,901,803	Other Food Processing	25
34	-	-	-	1,404,664	Prepared Animal Feeds	26
-	-	-	-	327,709	Spirits, Wines and Liquors	27
6	-	-	-	101,516	Soft Drinks, Mineral Waters and Other Bottled Waters	28
-	-	-	-	162,200	Tobacco Products	29
129	-	-	-	2,156,824	Preparation, Spinning and Weaving of Textiles	30
-	-	-	-	2,551	Finishing of Textiles	31
-	-	-	-	1,281,874	Other Textiles	32
921	628	5,707	1,639	1,259,852	Wearing Apparel	33
-	-	-	-	312,015	Leather Products	34
-	-	-	-	493,454	Footwear	35
3	-	-	-	505,384	Sawmilling and Planning of Wood	36
12	-	-	-	1,904,582	Veneer Sheets and Wood-based Panels	37
8	-	-	-	123,219	Builders' Carpentry and Joinery	38
-	-	-	-	94,638	Wooden Containers and Other Wood Products	39
97	-	-	-	8,930,964	Paper and Paper Products	40
204	-	-	-	1,236,977	Furniture	41
-	-	-	-	-	Reproduction of Recorded Media	42
953	298	4,902	653	411,209	Printing	43
4,526	29,045	104,083	14,034	15,312,543	Coke and Refined Petroleum Products	44
166	-	-	-	10,579,032	Basic Chemicals	45
557	-	-	-	3,446,292	Fertilizers and Nitrogen Compounds	46
83	-	-	-	2,173,919	Paints and Varnishes	47
4,178	-	-	-	4,303,429	Pharmaceuticals, Medicinal Chemical and Botanical Products	48
87	-	-	-	1,398,877	Soaps & Detergents, Cleaning & Polishing, Perfumes and Toilet Preparations	49
294	-	-	-	29,888,594	Other Chemicals Products	50
579	-	-	-	2,322,948	Rubber Tyres and Tubes	51
-	-	-	-	551,650	Rubber Processing	52
-	-	-	-	23,836	Rubber Gloves	53
2	-	-	-	531,094	Other Rubber Products	54
18	-	-	10,057	8,384,320	Plastic Products	55
5	-	-	-	4,571,992	Glass and Glass Products	56
152	-	-	-	943,014	Refractory, Clay, Porcelain and Ceramic Products	57
-	-	-	-	415,997	Cement, Lime and Plaster	58
249	-	-	-	2,766,187	Non-Metallic Mineral Products	59
86	-	-	-	24,277,131	Basic Iron and Steel	60
133	-	-	-	19,961,585	Basic Precious and Other Non-Ferrous Metals	61
-	-	-	-	1,064,341	Casting of Metals	62
-	-	-	-	428,411	Structural Metal Products, Tanks, Reservoirs and Steam Generators	63
623	-	-	-	9,757,930	Other Fabricated Metal Products	64

Jadual 4: Jadual Penggunaan Import pada Harga Asas, Komoditi mengikut Aktiviti (RM'000), 2019

Table 4: Imports Use Tables at Basic Prices, Commodity by Activity (RM'000), 2019

	Komoditi / Aktiviti	Pentadbiran Awam *Public Administration*	Pendidikan *Education*	Kesihatan *Health*	Ketenteraman dan Keselamatan Awam *Public Order and Safety*
		117	118	119	120
65	Enjin & Turbin, Alatan Kuasa Bendalir, Pam, Pemampat, Kepala Paip dan Injap Lain	49,807	15,847	13,194	2,926
66	Jentera Kegunaan Umum Lain	7,206	1,596	2,883	3,992
67	Senjata, Peluru dan Mesin bertujuan Khas	2,814	420	109	27,820
68	Perkakasan Domestik	210	23	-	-
69	Komputer, Peranti, Mesin dan Kelengkapan Pejabat	3,093	16,179	115	190
70	Motor Elektrik, Penjana dan Transformer	-	-	-	-
71	Perkakasan Pengagihan & Pengawalan Elektrik, Bateri dan Akumulator	88,130	9,557	5,116	15,622
72	Kabel Gentian Optikal, Elektronik dan Elektrik Lain	-	-	-	-
73	Alatan Pendawaian, Kelengkapan Pencahayaan Elektrik dan Elektrik Lain	56,335	12,290	24,165	21,164
74	Komponen dan Papan Elektronik	17,693	7,387	698	2,857
75	Peralatan Komunikasi dan Elektronik Pengguna	108,169	143,064	5,656	18,528
76	Peralatan Penyinaran, Perubatan Elektro dan Elektroterapeutik	93	-	2,249	418
77	Kelengkapan Mengukur, Menguji, Memandu Arah dan Kawalan	71,177	4,562	120,690	764
78	Instrumen Optikal, Alatan Fotografi, Media Magnetik dan Optikal	1,702	96	112	434
79	Jam Tangan dan Jam	-	-	-	-
80	Kenderaan Bermotor, Treler dan Semi Treler	565,659	309,920	355,373	246,223
81	Motosikal	-	-	-	-
82	Kapal, Bot, Basikal dan 'Invalid Carriages'	-	-	-	-
83	Kelengkapan Pengangkutan Lain	-	-	-	-
84	Pembuatan Lain	313,979	210,624	237,510	36,672
85	Pembaikan & Pemasangan Mesin dan Kelengkapan	1,484	4,059	9,477	1,064
86	Elektrik dan Gas	303	298	171	36
87	Air	11	24	14	17
88	Pembetungan, Pengurusan Sisa dan Aktiviti Pemulihan	-	-	-	-
89	Bangunan Kediaman	-	-	-	-
90	Bangunan Bukan Kediaman	-	-	-	-
91	Kejuruteraan Awam	-	-	-	-
92	Aktiviti Pembinaan Pertukangan Khas	-	-	-	-
93	Perdagangan Borong & Runcit, Pembaikan Kenderaan Bermotor dan Motosikal	-	-	-	-
94	Penginapan	-	-	-	-
95	Makanan dan Minuman	-	-	-	-
96	Pengangkutan Darat	1,718	673	559	192
97	Pengangkutan Air	8,361	5,936	5,400	2,466
98	Pengangkutan Udara	103,961	8,052	10,439	4,546
99	Penggudangan dan Aktiviti Sokongan untuk Pengangkutan	331	65	54	26
100	Perkhidmatan berkaitan Pengangkutan Air dan Udara	38,583	27	100	58,161
101	Perkhidmatan Operasi Lebuhraya, Jambatan dan Terowong	-	-	-	-
102	Perkhidmatan Pos dan Kurier	23,786	40,374	1,472	393
103	Aktiviti Penerbitan	113	170	5	2
104	Telekomunikasi	12,320	11,675	10,760	11,942
105	Aktiviti Wayang Gambar, Pemprograman dan Penyiaran	-	-	-	-
106	Perkhidmatan Komputer dan Maklumat	45,937	11,756	13,541	1,261
107	Perantaraan Kewangan	14,643	4,269	13,725	892
108	Perkhidmatan Kewangan Lain	-	-	-	-
109	Insurans/ Takaful dan Tabungan Pencen	2,092	20,409	64,157	47
110	Aktiviti Sokongan Perkhidmatan Kewangan dan Insurans/ Takaful	-	-	-	-
111	Hartanah	-	-	-	-
112	Pemilikan Kediaman	-	-	-	-
113	Sewaan dan Pajakan	996,654	271,999	83,800	161,112
114	Penyelidikan dan Pembangunan Saintifik	-	-	-	-
115	Profesional	524,491	928,359	253,795	389,161
116	Perkhidmatan Perniagaan	-	-	-	-
117	Pentadbiran Awam	5	31,745	2,323	19,129
118	Pendidikan	-	-	-	-
119	Kesihatan	-	-	-	-
120	Ketenteraman dan Keselamatan Awam	-	-	-	-
121	Pentadbiran Awam Lain	-	-	-	-
122	Institusi bukan Keuntungan yang Berkhidmat kepada Isi Rumah	-	-	-	-
123	Kesenian, Hiburan dan Rekreasi	109,544	1,698	44,682	31,046
124	Perkhidmatan Swasta Lain	-	-	-	-
	JUMLAH	**3,491,395**	**2,831,447**	**3,343,891**	**1,266,776**

Jadual 4: Jadual Penggunaan Import pada Harga Asas, Komoditi mengikut Aktiviti (RM'000), 2019

Table 4: Imports Use Tables at Basic Prices, Commodity by Activity (RM'000), 2019

Pentadbiran Awam Lain *Other Public Administration*	Institusi bukan Keuntungan yang Berkhidmat kepada Isi rumah *Non-Profit Institutions Serving Households*	Kesenian, Hiburan dan Rekreasi *Arts, Entertainment and Recreation*	Perkhidmatan Swasta Lain *Other Private Services*	Jumlah Penggunaan Perantaraan *Total Intermediate Use*	Activity / Commodity	
121	122	123	124			
320	-	-	-	5,993,851	Engines & Turbines, Fluid Power Equipment, Other Pumps, Compressors, Taps and Valves	65
165	-	-	-	6,819,564	Other General Purpose Machinery	66
200	-	-	-	4,669,820	Weapons, Ammunition and Special Purpose Machinery	67
206	-	-	-	1,952,487	Domestic Appliances	68
29	-	-	-	7,695,342	Computers, Peripheral, Office Equipment and Machinery	69
-	-	-	-	661,342	Electric Motors, Generators and Transformers	70
1,010	-	-	-	4,973,096	Electricity Distribution & Control Apparatus, Batteries and Accumulators	71
-	-	-	-	3,923,314	Fibre Optic Cables, Electronic and Other Electric	72
3,573	-	577	-	1,361,616	Wiring Devices, Electric Lighting Equipment and Other Electrical	73
1,244	-	-	-	85,515,778	Electronic Components and Boards	74
2,657	-	-	-	6,587,921	Communication Equipment and Consumer Electronics	75
4	-	-	-	290,612	Irradiation Equipment, Electro Medical and Electrotherapeutic	76
2,998	-	-	-	571,345	Measuring Equipment, Testing, Navigating and Control	77
21	-	-	-	1,315,464	Optical Instruments, Photographic Equipment, Magnetic and Optical Media	78
-	-	-	-	327,824	Watches and Clocks	79
43,182	1,182	126,719	60,482	13,144,942	Motor Vehicles, Trailers and Semi Trailers	80
-	-	-	-	-	Motorcycles	81
-	-	-	-	61,982	Ships, Boats, Bicycles and Invalid Carriages	82
-	-	-	-	1,382,885	Other Transport Equipment	83
92,248	6,965	818,434	13,366	6,654,573	Other Manufacturing	84
223	-	14,653	784	2,375,570	Repair & Installation of Machinery and Equipment	85
74	16	146	17	9,297	Electricity and Gas	86
2	8	66	4	1,845	Water	87
-	-	-	-	-	Sewerage, Waste Management and Remediation Activities	88
-	-	-	-	-	Residential Buildings	89
-	-	-	-	-	Non-Residential Buildings	90
-	-	-	-	-	Civil Engineering	91
-	-	-	-	-	Specialised Construction Activities	92
-	-	-	-	-	Wholesale & Retail Trade, Repair of Motor Vehicles and Motorcycles	93
-	-	-	-	-	Accommodation	94
-	-	-	-	-	Food and Beverage	95
197	40	312	45	113,221	Land Transport	96
1,671	388	3,023	431	1,029,024	Water Transport	97
1,194	45	351	50	714,599	Air Transport	98
19	3	25	4	16,925	Warehousing and Support Activities for Transportation	99
3	-	-	-	871,494	Services Incidental to Water and Air Transportation	100
-	-	-	-	-	Highway Operation Services, Bridge and Tunnel	101
443	182	1,150	491	344,264	Postal and Courier Activities	102
11	-	-	-	21,806	Publishing Activities	103
3,251	1,856	167,267	233,474	4,052,867	Telecommunications	104
-	-	-	-	-	Motion Picture, Programming and Broadcasting Activities	105
12,474	49	-	256	8,350,370	Computer and Information Services	106
1,157	2,169	45,422	14,501	1,994,542	Monetary Intermediation	107
-	-	-	-	-	Other Financial Service	108
36	1,507	25,303	4,907	4,848,511	Insurance/ Takaful and Pension Funding	109
-	-	-	-	-	Activities Auxiliary to Financial Service and Insurance/ Takaful	110
-	-	-	-	-	Real Estate	111
-	-	-	-	-	Ownership of Dwellings	112
65,712	-	105,046	-	9,392,482	Rental and Leasing	113
-	-	-	-	-	Scientific Research and Development	114
10,677	15,580	1,057,155	26,776	28,146,921	Professional	115
-	-	-	-	-	Business Services	116
10	-	-	-	53,212	Public Administration	117
-	-	-	-	-	Education	118
-	-	-	-	-	Health	119
-	-	-	-	-	Public Order and Safety	120
-	-	-	-	-	Other Public Administration	121
-	-	-	-	-	Non-Profit Institutions Serving Households	122
8,655	-	29,571	-	225,195	Arts, Entertainment and Recreation	123
-	-	-	-	-	Other Private Services	124
270,714	**59,960**	**2,509,911**	**381,969**	**465,989,439**	TOTAL	

Jadual 4: Jadual Penggunaan Import pada Harga Asas, Komoditi mengikut Aktiviti (RM'000), 2019

Table 4: Imports Use Tables at Basic Prices, Commodity by Activity (RM'000), 2019

	Komoditi / Aktiviti	Perbelanjaan Swasta *Private Consumption*	Perbelanjaan Kerajaan *Government Consumption*	Pembentukan Modal Tetap Kasar *Gross Fixed Capital Formation*	Perubahan Inventori *Changes in Inventories*
1	Padi	-	-	-	-
2	Tanaman Makanan	2,677,342	-	-	-
3	Sayur-sayuran	2,478,242	-	-	-
4	Buah-buahan	2,431,412	-	-	-
5	Getah	-	-	-	-
6	Kelapa Sawit	-	-	-	-
7	Tanaman Bunga	54,091	-	-	-
8	Pertanian Lain	1,101,110	-	-	112,586
9	Ternakan Ayam dan Itik	48,440	-	-	-
10	Ternakan Lain	79,611	-	16,698	-
11	Perhutanan dan Pembalakan	2,595	-	-	-
12	Perikanan dan Akuakultur	907,505	-	-	-
13	Minyak Mentah dan Gas Asli	-	-	-	-
14	Perlombongan Bijih Besi	-	-	-	365,693
15	Pengkuarian Batu, Pasir dan Tanah Liat	-	-	-	-
16	Perlombongan dan Pengkuarian Lain	-	-	-	96,966
17	Pemprosesan dan Pengawetan Daging	3,023,355	-	-	-
18	Pemprosesan dan Pengawetan Makanan Laut	1,893,710	-	-	-
19	Pemprosesan dan Pengawetan Buah-buahan & Sayur-sayuran	2,158,561	-	-	-
20	Produk Tenusu	3,433,449	-	-	-
21	Minyak & Lemak Sayuran dan Haiwan	1,341,145	-	-	-
22	Produk Bijian, Kanji dan Produk Berkanji	776,012	-	-	-
23	Produk Bakeri	598,144	-	-	-
24	Manisan	1,241,037	-	-	-
25	Prosesan Makanan Lain	119,215	-	-	-
26	Makanan Haiwan Tersedia	166,031	-	-	-
27	Spirit, Wain dan Minuman Keras	335,126	-	-	-
28	Minuman Ringan, Air Mineral dan Minuman Lain yang Dibotolkan	255,690	-	-	-
29	Produk Tembakau	955,223	-	-	-
30	Penyediaan, Pemintalan dan Penenunan Tekstil	479,786	-	-	-
31	Penyiapan Akhir Tekstil	2,594	-	-	-
32	Tekstil Lain	3,064,519	-	-	-
33	Pakaian	8,554,036	-	-	-
34	Produk Kulit	3,873,051	-	-	-
35	Kasut	1,795,121	-	-	-
36	Pengilangan dan Pengetaman Kayu	-	-	-	-
37	Kepingan Venier dan Panel berasaskan Kayu	-	-	-	17,751
38	Pertukangan Kayu dan Tanggam untuk Jurubina	9,558	-	-	-
39	Bekas Kayu dan Produk Kayu Lain	93,650	-	-	763
40	Kertas dan Produk Kertas	895,824	-	-	-
41	Perabot	1,539,515	-	485,347	-
42	Penerbitan Semula Media Rakaman	-	-	-	-
43	Percetakan	202,243	-	-	-
44	Kok dan Produk Petroleum Bertapis	341,164	-	-	-
45	Kimia Asas	-	-	-	87,030
46	Baja dan Sebatian Nitrogen	120,643	-	-	-
47	Cat dan Varnis	103,406	-	-	-
48	Produk Farmaseutikal, Kimia Perubatan dan Botani	3,391,630	-	-	-
49	Sabun & Bahan Pencuci, Pencuci dan Pengilat, Pewangi dan Dandanan Diri	535,290	-	-	6,541
50	Produk Kimia Lain	756,645	-	-	145,295
51	Tayar dan Tiub Getah	-	-	-	14,050
52	Prosesan Getah	-	-	-	93
53	Sarung Tangan Getah	150,637	-	-	159
54	Produk Getah Lain	267,833	-	-	-
55	Produk Plastik	753,742	-	-	-
56	Kaca dan Produk Kaca	164,043	-	-	-
57	Produk Refraktori, Tanah Liat, Porselin dan Seramik	348,491	-	-	2,085
58	Simen, Kapur dan Plaster	-	-	-	-
59	Produk Mineral bukan Logam	11,603	-	-	-
60	Besi dan Keluli Asas	-	-	-	-
61	Logam Asas Berharga dan Logam bukan Ferus Lain	-	-	-	743,554
62	Pengacuan Logam	-	-	-	48,224
63	Produk Struktur Logam, Tangki, Takungan dan Penjana Wap	155,330	-	983,929	118,898
64	Produk Logam Lain yang Direka	444,777	-	2,257,675	-

Jadual 4: Jadual Penggunaan Import pada Harga Asas, Komoditi mengikut Aktiviti (RM'000), 2019

Table 4: Imports Use Tables at Basic Prices, Commodity by Activity (RM'000), 2019

Jumlah Penggunaan Domestik *Total Domestic Use*	Eksport *Exports*	Jumlah Penggunaan Akhir *Total Final Use*	Jumlah Penggunaan *Total Use*	Activity / Commodity	
-	-	-	-	Paddy	1
2,677,342	1,138,821	3,816,163	6,103,084	Food Crops	2
2,478,242	12,873	2,491,116	2,698,263	Vegetables	3
2,431,412	19,396	2,450,809	2,603,937	Fruits	4
-	280,207	280,207	5,465,334	Rubber	5
-	-	-	-	Oil Palm	6
54,091	1,755	55,846	61,119	Flower Plants	7
1,213,696	254,831	1,468,528	8,148,747	Other Agriculture	8
48,440	-	48,440	66,871	Poultry Farming	9
96,309	7,859	104,169	398,331	Other Livestock	10
2,595	21,958	24,553	171,986	Forestry and Logging	11
907,505	10,146	917,651	1,457,556	Fishing and Aquaculture	12
-	13,505,508	13,505,508	44,492,186	Crude Oil and Natural Gas	13
365,693	2,405,176	2,770,870	10,165,140	Mining of Metal Ores	14
-	34,936	34,936	791,925	Quarrying of Stone, Sand and Clay	15
96,966	46,043	143,008	13,058,662	Other Mining and Quarrying	16
3,023,355	22,233	3,045,588	3,681,519	Processing and Preserving of Meat	17
1,893,710	77,495	1,971,205	3,542,016	Processing and Preserving of Seafood	18
2,158,561	47,561	2,206,122	3,625,515	Processing and Preserving of Fruits & Vegetables	19
3,433,449	54,211	3,487,660	4,150,898	Dairy Products	20
1,341,145	1,016,080	2,357,225	8,936,667	Vegetable & Animal Oils and Fats	21
776,012	60,599	836,611	4,417,377	Grain Mill Products, Starches and Starch Products	22
598,144	26,593	624,737	658,932	Bakery Products	23
1,241,037	1,217,908	2,458,945	4,212,806	Confectionery	24
119,215	4,492,213	4,611,428	6,513,231	Other Food Processing	25
166,031	16,745	182,776	1,587,440	Prepared Animal Feeds	26
335,126	216,696	551,822	879,531	Spirits, Wines and Liquors	27
255,690	12,984	268,674	370,190	Soft Drinks, Mineral Waters and Other Bottled Waters	28
955,223	354,931	1,310,154	1,472,354	Tobacco Products	29
479,786	228,663	708,450	2,865,274	Preparation, Spinning and Weaving of Textiles	30
2,594	101	2,696	5,247	Finishing of Textiles	31
3,064,519	1,307,144	4,371,662	5,653,536	Other Textiles	32
8,554,036	924,610	9,478,646	10,738,497	Wearing Apparel	33
3,873,051	1,223,224	5,096,274	5,408,289	Leather Products	34
1,795,121	307,225	2,102,345	2,595,799	Footwear	35
-	210,276	210,276	715,660	Sawmilling and Planning of Wood	36
17,751	71,046	88,798	1,993,380	Veneer Sheets and Wood-based Panels	37
9,558	9,781	19,339	142,559	Builders' Carpentry and Joinery	38
94,413	16,747	111,160	205,798	Wooden Containers and Other Wood Products	39
895,824	900,148	1,795,972	10,726,936	Paper and Paper Products	40
2,024,862	507,270	2,532,132	3,769,109	Furniture	41
-	-	-	-	Reproduction of Recorded Media	42
202,243	15,940	218,183	629,392	Printing	43
341,164	5,457,163	5,798,327	21,110,870	Coke and Refined Petroleum Products	44
87,030	17,146,261	17,233,291	27,812,323	Basic Chemicals	45
120,643	67,690	188,333	3,634,625	Fertilizers and Nitrogen Compounds	46
103,406	35,918	139,324	2,313,242	Paints and Varnishes	47
3,391,630	300,598	3,692,229	7,995,658	Pharmaceuticals, Medicinal Chemical and Botanical Products	48
541,832	4,396,163	4,937,995	6,336,871	Soaps & Detergents, Cleaning & Polishing, Perfumes and Toilet Preparations	49
901,940	6,313,035	7,214,976	37,103,569	Other Chemicals Products	50
14,050	359,025	373,076	2,696,023	Rubber Tyres and Tubes	51
93	170,419	170,512	722,162	Rubber Processing	52
150,796	137,988	288,784	312,620	Rubber Gloves	53
267,833	34,767	302,600	833,694	Other Rubber Products	54
753,742	294,784	1,048,527	9,432,847	Plastic Products	55
164,043	214,742	378,785	4,950,777	Glass and Glass Products	56
350,576	116,132	466,708	1,409,722	Refractory, Clay, Porcelain and Ceramic Products	57
-	382	382	416,379	Cement, Lime and Plaster	58
11,603	1,137,186	1,148,789	3,914,976	Non-Metallic Mineral Products	59
-	1,192,663	1,192,663	25,469,794	Basic Iron and Steel	60
743,554	5,389,118	6,132,672	26,094,257	Basic Precious and Other Non-Ferrous Metals	61
48,224	86,174	134,397	1,198,739	Casting of Metals	62
1,258,158	475,656	1,733,813	2,162,225	Structural Metal Products, Tanks, Reservoirs and Steam Generators	63
2,702,453	2,151,118	4,853,571	14,611,501	Other Fabricated Metal Products	64

Jadual 4: Jadual Penggunaan Import pada Harga Asas, Komoditi mengikut Aktiviti (RM'000), 2019

Table 4: Imports Use Tables at Basic Prices, Commodity by Activity (RM'000), 2019

	Komoditi / Aktiviti	Perbelanjaan Swasta *Private Consumption*	Perbelanjaan Kerajaan *Government Consumption*	Pembentukan Modal Tetap Kasar *Gross Fixed Capital Formation*	Perubahan Inventori *Changes in Inventories*
65	Enjin & Turbin, Alatan Kuasa Bendalir, Pam, Pemampat, Kepala Paip dan Injap Lain	127,116	-	4,687,548	-
66	Jentera Kegunaan Umum Lain	533,383	-	9,053,302	-
67	Senjata, Peluru dan Mesin bertujuan Khas	904,602	-	11,104,511	2,224,964
68	Perkakasan Domestik	213,304	-	692,226	-
69	Komputer, Peranti, Mesin dan Kelengkapan Pejabat	756,263	-	11,234,851	-
70	Motor Elektrik, Penjana dan Transformer	-	-	9,667,091	-
71	Perkakasan Pengagihan & Pengawalan Elektrik, Bateri dan Akumulator	691,784	-	-	-
72	Kabel Gentian Optikal, Elektronik dan Elektrik Lain	34,335	-	-	6,379
73	Alatan Pendawaian, Kelengkapan Pencahayaan Elektrik dan Elektrik Lain	447,284	-	44,972	-
74	Komponen dan Papan Elektronik	-	-	-	524,115
75	Peralatan Komunikasi dan Elektronik Pengguna	293,317	-	14,187,876	104,989
76	Peralatan Penyinaran, Perubatan Elektro dan Elektroterapeutik	122,397	-	1,694,599	4,453
77	Kelengkapan Mengukur, Menguji, Memandu Arah dan Kawalan	-	-	5,480,804	-
78	Instrumen Optikal, Alatan Fotografi, Media Magnetik dan Optikal	57,159	-	76,854	-
79	Jam Tangan dan Jam	1,932,085	-	24,158	-
80	Kenderaan Bermotor, Treler dan Semi Treler	775,146	-	17,432,371	134,882
81	Motosikal	520,522	-	-	-
82	Kapal, Bot, Basikal dan 'Invalid Carriages'	133,718	-	1,032,284	-
83	Kelengkapan Pengangkutan Lain	-	-	2,874,267	-
84	Pembuatan Lain	120,037	-	1,966,393	-
85	Pembaikan & Pemasangan Mesin dan Kelengkapan	1,573	-	-	397
86	Elektrik dan Gas	1,360	-	-	5
87	Air	1,017	-	-	-
88	Pembetungan, Pengurusan Sisa dan Aktiviti Pemulihan	-	-	-	-
89	Bangunan Kediaman	-	-	-	-
90	Bangunan Bukan Kediaman	-	-	4,131,574	1,451,298
91	Kejuruteraan Awam	-	-	-	-
92	Aktiviti Pembinaan Pertukangan Khas	-	-	-	-
93	Perdagangan Borong & Runcit, Pembaikan Kenderaan Bermotor dan Motosikal	-	-	-	-
94	Penginapan	-	-	-	-
95	Makanan dan Minuman	-	-	-	-
96	Pengangkutan Darat	32,044	28	5,165	-
97	Pengangkutan Air	307,819	212	39,506	-
98	Pengangkutan Udara	54,247	17	3,213	-
99	Penggudangan dan Aktiviti Sokongan untuk Pengangkutan	23,149	2	363	-
100	Perkhidmatan berkaitan Pengangkutan Air dan Udara	-	-	-	-
101	Perkhidmatan Operasi Lebuhraya, Jambatan dan Terowong	-	-	-	-
102	Perkhidmatan Pos dan Kurier	302,734	-	-	-
103	Aktiviti Penerbitan	26,089	-	131	-
104	Telekomunikasi	634,732	-	-	-
105	Aktiviti Wayang Gambar, Pemprograman dan Penyiaran	-	-	-	-
106	Perkhidmatan Komputer dan Maklumat	164	-	7,563,191	-
107	Perantaraan Kewangan	770,175	-	-	-
108	Perkhidmatan Kewangan Lain	-	-	-	-
109	Insurans/ Takaful dan Tabungan Pencen	-	-	-	-
110	Aktiviti Sokongan Perkhidmatan Kewangan dan Insurans/ Takaful	-	-	-	-
111	Hartanah	-	-	-	-
112	Pemilikan Kediaman	-	-	-	-
113	Sewaan dan Pajakan	-	-	-	-
114	Penyelidikan dan Pembangunan Saintifik	1,090	1,956,487	2,134,571	-
115	Profesional	211,850	-	31,582	-
116	Perkhidmatan Perniagaan	-	-	-	-
117	Pentadbiran Awam	-	992,697	21,352	-
118	Pendidikan	-	-	-	-
119	Kesihatan	-	-	-	-
120	Ketenteraman dan Keselamatan Awam	-	-	-	-
121	Pentadbiran Awam Lain	-	-	-	-
122	Institusi bukan Keuntungan yang Berkhidmat kepada Isi Rumah	-	-	-	-
123	Kesenian, Hiburan dan Rekreasi	3,089,773	55,315	-	-
124	Perkhidmatan Swasta Lain	-	-	-	-
	JUMLAH	**67,252,443**	**3,004,757**	**108,928,403**	**6,211,172**

Jadual 4: Jadual Penggunaan Import pada Harga Asas, Komoditi mengikut Aktiviti (RM'000), 2019

Table 4: Imports Use Tables at Basic Prices, Commodity by Activity (RM'000), 2019

Jumlah Penggunaan Domestik *Total Domestic Use*	Eksport *Exports*	Jumlah Penggunaan Akhir *Total Final Use*	Jumlah Penggunaan *Total Use*	*Activity* / *Commodity*	
4,814,664	557,300	5,371,964	11,365,815	***Engines & Turbines, Fluid Power Equipment, Other Pumps, Compressors, Taps and Valves***	***65***
9,586,686	969,934	10,556,619	17,376,184	***Other General Purpose Machinery***	***66***
14,234,077	5,787,586	20,021,663	24,691,483	***Weapons, Ammunition and Special Purpose Machinery***	***67***
905,529	2,732,443	3,637,972	5,590,460	***Domestic Appliances***	***68***
11,991,114	8,914,758	20,905,872	28,601,214	***Computers, Peripheral, Office Equipment and Machinery***	***69***
9,667,091	1,054,394	10,721,485	11,382,827	***Electric Motors, Generators and Transformers***	***70***
691,784	8,012,355	8,704,139	13,677,235	***Electricity Distribution & Control Apparatus, Batteries and Accumulators***	***71***
40,714	1,160,898	1,201,612	5,124,926	***Fibre Optic Cables, Electronic and Other Electric***	***72***
492,256	1,736,705	2,228,961	3,590,577	***Wiring Devices, Electric Lighting Equipment and Other Electrical***	***73***
524,115	54,425,697	54,949,811	140,465,590	***Electronic Components and Boards***	***74***
14,586,182	2,797,115	17,383,297	23,971,217	***Communication Equipment and Consumer Electronics***	***75***
1,821,449	1,436,525	3,257,975	3,548,586	***Irradiation Equipment, Electro Medical and Electrotherapeutic***	***76***
5,480,804	2,445,380	7,926,184	8,497,530	***Measuring Equipment, Testing, Navigating and Control***	***77***
134,013	262,675	396,688	1,712,152	***Optical Instruments, Photographic Equipment, Magnetic and Optical Media***	***78***
1,956,243	18,906	1,975,149	2,302,973	***Watches and Clocks***	***79***
18,342,399	158,002	18,500,401	31,645,343	***Motor Vehicles, Trailers and Semi Trailers***	***80***
520,522	49,636	570,157	570,157	***Motorcycles***	***81***
1,166,002	133,348	1,299,350	1,361,332	***Ships, Boats, Bicycles and Invalid Carriages***	***82***
2,874,267	163,944	3,038,211	4,421,095	***Other Transport Equipment***	***83***
2,086,430	1,536,067	3,622,496	10,277,069	***Other Manufacturing***	***84***
1,970	-	1,970	2,377,540	***Repair & Installation of Machinery and Equipment***	***85***
1,365	-	1,365	10,662	***Electricity and Gas***	***86***
1,017	-	1,017	2,862	***Water***	***87***
-	-	-	-	***Sewerage, Waste Management and Remediation Activities***	***88***
-	-	-	-	***Residential Buildings***	***89***
5,582,872	-	5,582,872	5,582,872	***Non-Residential Buildings***	***90***
-	-	-	-	***Civil Engineering***	***91***
-	-	-	-	***Specialised Construction Activities***	***92***
-	-	-	-	***Wholesale & Retail Trade, Repair of Motor Vehicles and Motorcycles***	***93***
-	-	-	-	***Accommodation***	***94***
-	-	-	-	***Food and Beverage***	***95***
37,236	-	37,236	150,458	***Land Transport***	***96***
347,536	-	347,536	1,376,560	***Water Transport***	***97***
57,476	-	57,476	772,076	***Air Transport***	***98***
23,513	-	23,513	40,439	***Warehousing and Support Activities for Transportation***	***99***
-	-	-	871,494	***Services Incidental to Water and Air Transportation***	***100***
-	-	-	-	***Highway Operation Services, Bridge and Tunnel***	***101***
302,734	-	302,734	646,998	***Postal and Courier Activities***	***102***
26,220	13,592	39,812	61,618	***Publishing Activities***	***103***
634,732	-	634,732	4,687,599	***Telecommunications***	***104***
-	-	-	-	***Motion Picture, Programming and Broadcasting Activities***	***105***
7,563,355	-	7,563,355	15,913,725	***Computer and Information Services***	***106***
770,175	-	770,175	2,764,717	***Monetary Intermediation***	***107***
-	-	-	-	***Other Financial Service***	***108***
-	-	-	4,848,511	***Insurance/ Takaful and Pension Funding***	***109***
-	-	-	-	***Activities Auxiliary to Financial Service and Insurance/ Takaful***	***110***
-	-	-	-	***Real Estate***	***111***
-	-	-	-	***Ownership of Dwellings***	***112***
-	-	-	9,392,482	***Rental and Leasing***	***113***
4,092,147	-	4,092,147	4,092,147	***Scientific Research and Development***	***114***
243,432	-	243,432	28,390,353	***Professional***	***115***
-	-	-	-	***Business Services***	***116***
1,014,049	-	1,014,049	1,067,261	***Public Administration***	***117***
-	-	-	-	***Education***	***118***
-	-	-	-	***Health***	***119***
-	-	-	-	***Public Order and Safety***	***120***
-	-	-	-	***Other Public Administration***	***121***
-	-	-	-	***Non-Profit Institutions Serving Households***	***122***
3,145,087	650	3,145,737	3,370,932	***Arts, Entertainment and Recreation***	***123***
-	-	-	-	***Other Private Services***	***124***
185,396,775	**170,922,826**	**356,319,600**	**822,309,040**	***TOTAL***	

Jadual 5: Jadual Penggunaan pada Harga Pembeli, Komoditi mengikut Aktiviti (RM'000), 2019

Table 5: Use Tables at Purchasers' Prices, Commodity by Activity (RM'000), 2019

	Komoditi \ Aktiviti	Padi *Paddy*	Tanaman Makanan *Food Crops*	Sayur-sayuran *Vegetables*	Buah-buahan *Fruits*	Getah *Rubber*
		1	2	3	4	5
1	Padi	5,941	-	4	-	-
2	Tanaman Makanan	-	7,983	-	96	-
3	Sayur-sayuran	-	81	2,079	67	-
4	Buah-buahan	-	-	10,314	42,136	-
5	Getah	-	-	-	-	3,231
6	Kelapa Sawit	-	-	-	-	-
7	Tanaman Bunga	-	-	-	-	-
8	Pertanian Lain	70,102	8,761	325,177	186,566	3,519
9	Ternakan Ayam dan Itik	-	-	-	-	-
10	Ternakan Lain	19	3	9,693	198	3,207
11	Perhutanan dan Pembalakan	-	-	-	-	192,561
12	Perikanan dan Akuakultur	-	-	-	-	-
13	Minyak Mentah dan Gas Asli	-	-	-	-	-
14	Perlombongan Bijih Besi	-	-	-	-	-
15	Pengkuarian Batu, Pasir dan Tanah Liat	-	-	-	-	-
16	Perlombongan dan Pengkuarian Lain	-	-	-	-	-
17	Pemprosesan dan Pengawetan Daging	-	-	-	-	-
18	Pemprosesan dan Pengawetan Makanan Laut	-	-	-	-	-
19	Pemprosesan dan Pengawetan Buah-buahan & Sayur-sayuran	-	-	-	-	-
20	Produk Tenusu	-	-	-	-	-
21	Minyak & Lemak Sayuran dan Haiwan	-	-	-	-	-
22	Produk Bijian, Kanji dan Produk Berkanji	-	-	-	-	-
23	Produk Bakeri	-	-	-	-	-
24	Manisan	-	-	-	-	-
25	Prosesan Makanan Lain	-	-	-	-	-
26	Makanan Haiwan Tersedia	-	-	-	-	-
27	Spirit, Wain dan Minuman Keras	-	-	-	-	-
28	Minuman Ringan, Air Mineral dan Minuman Lain yang Dibotolkan	-	-	-	-	-
29	Produk Tembakau	-	-	-	-	-
30	Penyediaan, Pemintalan dan Penenunan Tekstil	-	-	-	-	-
31	Penyiapan Akhir Tekstil	-	-	-	-	-
32	Tekstil Lain	-	-	-	-	-
33	Pakaian	-	471	-	23,889	-
34	Produk Kulit	-	-	-	-	-
35	Kasut	-	-	-	-	-
36	Pengilangan dan Pengetaman Kayu	-	-	-	-	-
37	Kepingan Venier dan Panel berasaskan Kayu	-	-	-	-	-
38	Pertukangan Kayu dan Tanggam untuk Jurubina	-	-	-	-	-
39	Bekas Kayu dan Produk Kayu Lain	-	-	-	-	-
40	Kertas dan Produk Kertas	-	-	5,941	-	-
41	Perabot	867	344	6,574	6,016	834
42	Penerbitan Semula Media Rakaman	-	-	-	-	-
43	Percetakan	-	-	-	-	-
44	Kok dan Produk Petroleum Bertapis	16,070	13,138	242,217	346,582	302,519
45	Kimia Asas	58,767	35,997	578,551	263,091	71,512
46	Baja dan Sebatian Nitrogen	134,429	197,692	1,384,994	534,292	224,329
47	Cat dan Varnis	-	54	221	22	-
48	Produk Farmaseutikal, Kimia Perubatan dan Botani	469	-	-	26	-
49	Sabun & Bahan Pencuci, Pencuci dan Pengilat, Pewangi dan Dandanan Diri	-	-	-	-	-
50	Produk Kimia Lain	35,582	24,191	258,107	137,023	46,295
51	Tayar dan Tiub Getah	-	-	-	-	-
52	Prosesan Getah	-	-	-	-	-
53	Sarung Tangan Getah	-	-	-	-	-
54	Produk Getah Lain	-	-	1	-	-
55	Produk Plastik	727	3,476	120,536	50,611	2,153
56	Kaca dan Produk Kaca	-	-	-	-	-
57	Produk Refraktori, Tanah Liat, Porselin dan Seramik	-	-	-	-	-
58	Simen, Kapur dan Plaster	-	-	514	5	-
59	Produk Mineral bukan Logam	-	-	-	-	-
60	Besi dan Keluli Asas	-	-	-	-	-
61	Logam Asas Berharga dan Logam bukan Ferus Lain	-	-	-	-	-
62	Pengacuan Logam	-	-	-	-	-
63	Produk Struktur Logam, Tangki, Takungan dan Penjana Wap	-	-	39	-	-
64	Produk Logam Lain yang Direka	-	-	3	-	-
65	Enjin & Turbin, Alatan Kuasa Bendalir, Pam, Pemampat, Kepala Paip dan Injap Lain	-	-	-	-	-
66	Jentera Kegunaan Umum Lain	-	-	-	-	-
67	Senjata, Peluru dan Mesin bertujuan Khas	5,438	1,832	42,448	39,086	6,484
68	Perkakasan Domestik	-	-	-	-	-

Jadual 5: Jadual Penggunaan pada Harga Pembeli, Komoditi mengikut Aktiviti (RM'000), 2019

Table 5: Use Tables at Purchasers' Prices, Commodity by Activity (RM'000), 2019

Kelapa Sawit *Oil Palm*	Tanaman Bunga *Flower Plants*	Pertanian Lain *Other Agriculture*	Menternak Ayam & Itik *Poultry Farming*	Ternakan Lain *Other Livestock*	Activity / Commodity	
6	7	8	9	10		
-	-	-	-	13	Paddy	1
-	-	-	-	-	Food Crops	2
-	-	-	-	61	Vegetables	3
2	-	-	-	-	Fruits	4
-	-	-	-	-	Rubber	5
-	-	-	-	-	Oil Palm	6
1,181	15,070	299	9,072	282	Flower Plants	7
1,787,974	78,677	95,935	6,117	436	Other Agriculture	8
-	-	-	2,094	-	Poultry Farming	9
25,463	70	3	65,249	12,655	Other Livestock	10
255,433	48,921	1,634	-	-	Forestry and Logging	11
-	-	-	-	-	Fishing and Aquaculture	12
-	-	-	-	-	Crude Oil and Natural Gas	13
-	-	-	-	-	Mining of Metal Ores	14
-	-	-	18,347	692	Quarrying of Stone, Sand and Clay	15
512,543	-	-	-	-	Other Mining and Quarrying	16
-	-	-	-	-	Processing and Preserving of Meat	17
-	-	-	-	-	Processing and Preserving of Seafood	18
1,912	-	-	-	-	Processing and Preserving of Fruits & Vegetables	19
-	-	-	-	-	Dairy Products	20
-	-	-	-	-	Vegetable & Animal Oils and Fats	21
-	-	-	-	-	Grain Mill Products, Starches and Starch Products	22
-	-	-	-	-	Bakery Products	23
-	-	-	-	-	Confectionery	24
-	-	-	-	-	Other Food Processing	25
6,418	-	-	7,381,099	2,361,208	Prepared Animal Feeds	26
-	-	-	-	-	Spirits, Wines and Liquors	27
-	-	-	-	-	Soft Drinks, Mineral Waters and Other Bottled Waters	28
-	-	-	-	-	Tobacco Products	29
-	-	-	-	-	Preparation, Spinning and Weaving of Textiles	30
-	-	-	-	-	Finishing of Textiles	31
-	-	-	-	-	Other Textiles	32
288	-	-	-	-	Wearing Apparel	33
-	-	-	-	-	Leather Products	34
-	-	-	-	-	Footwear	35
-	-	-	193,587	1	Sawmilling and Planning of Wood	36
-	-	-	-	-	Veneer Sheets and Wood-based Panels	37
-	-	-	-	-	Builders' Carpentry and Joinery	38
-	-	-	-	-	Wooden Containers and Other Wood Products	39
-	-	-	323	42	Paper and Paper Products	40
25,676	22,715	1,123	6,695	2,237	Furniture	41
-	-	-	-	-	Reproduction of Recorded Media	42
-	-	-	-	-	Printing	43
501,657	263,409	51,136	176,061	59,640	Coke and Refined Petroleum Products	44
676,636	235,640	15,900	203	165	Basic Chemicals	45
3,348,459	337,932	75,372	9	39	Fertilizers and Nitrogen Compounds	46
889	130	14	-	-	Paints and Varnishes	47
3,571	-	18	540,821	70,141	Pharmaceuticals, Medicinal Chemical and Botanical Products	48
-	-	-	82	-	Soaps & Detergents, Cleaning & Polishing, Perfumes and Toilet Preparations	49
1,124,601	211,795	35,265	8	103	Other Chemicals Products	50
-	-	-	-	-	Rubber Tyres and Tubes	51
-	-	-	-	-	Rubber Processing	52
-	-	-	-	-	Rubber Gloves	53
-	-	-	-	-	Other Rubber Products	54
11,289	120,457	6,603	40,992	5,366	Plastic Products	55
-	-	-	-	-	Glass and Glass Products	56
8	1,044	-	-	-	Refractory, Clay, Porcelain and Ceramic Products	57
521	-	25	6	-	Cement, Lime and Plaster	58
8	71	-	-	-	Non-Metallic Mineral Products	59
-	-	-	-	-	Basic Iron and Steel	60
82	-	-	-	-	Basic Precious and Other Non-Ferrous Metals	61
-	-	-	-	-	Casting of Metals	62
-	-	-	-	-	Structural Metal Products, Tanks, Reservoirs and Steam Generators	63
274	530	-	-	-	Other Fabricated Metal Products	64
-	-	-	-	-	Engines & Turbines, Fluid Power Equipment, Other Pumps, Compressors, Taps and Valves	65
-	-	-	-	-	Other General Purpose Machinery	66
130,732	108,599	8,276	38,907	16,669	Weapons, Ammunition and Special Purpose Machinery	67
-	-	-	-	-	Domestic Appliances	68

Jadual 5: Jadual Penggunaan pada Harga Pembeli, Komoditi mengikut Aktiviti (RM'000), 2019

Table 5: Use Tables at Purchasers' Prices, Commodity by Activity (RM'000), 2019

	Komoditi / Aktiviti	Padi *Paddy*	Tanaman Makanan *Food Crops*	Sayur-sayuran *Vegetables*	Buah-buahan *Fruits*	Getah *Rubber*
		1	2	3	4	5
69	Komputer, Peranti, Mesin dan Kelengkapan Pejabat	486	193	4,049	3,433	575
70	Motor Elektrik, Penjana dan Transformer	-	-	-	-	-
71	Perkakasan Pengagihan & Pengawalan Elektrik, Bateri dan Akumulator	-	-	-	-	-
72	Kabel Gentian Optikal, Elektronik dan Elektrik Lain	-	-	-	-	-
73	Alatan Pendawaian, Kelengkapan Pencahayaan Elektrik dan Elektrik Lain	-	-	-	-	-
74	Komponen dan Papan Elektronik	-	-	-	-	-
75	Peralatan Komunikasi dan Elektronik Pengguna	-	-	2,894	-	-
76	Peralatan Penyinaran, Perubatan Elektro dan Elektroterapeutik	-	-	-	-	-
77	Kelengkapan Mengukur, Menguji, Memandu Arah dan Kawalan	-	-	-	-	-
78	Instrumen Optikal, Alatan Fotografi, Media Magnetik dan Optikal	-	-	-	-	-
79	Jam Tangan dan Jam	-	-	-	-	-
80	Kenderaan Bermotor, Treler dan Semi Treler	44,429	9,990	180,845	132,623	26,224
81	Motosikal	-	-	-	-	-
82	Kapal, Bot, Basikal dan 'Invalid Carriages'	-	-	-	-	-
83	Kelengkapan Pengangkutan Lain	-	-	-	-	-
84	Pembuatan Lain	331	328	2,758	7,353	926
85	Pembaikan & Pemasangan Mesin dan Kelengkapan	-	-	-	-	-
86	Elektrik dan Gas	1,816	70,051	91,721	35,082	11,048
87	Air	844	22,627	70,272	13,541	4,248
88	Pembetungan, Pengurusan Sisa dan Aktiviti Pemulihan	448	90	1,229	7,355	438
89	Bangunan Kediaman	-	-	-	-	-
90	Bangunan Bukan Kediaman	-	-	-	-	-
91	Kejuruteraan Awam	-	-	-	-	-
92	Aktiviti Pembinaan Pertukangan Khas	-	-	-	-	-
93	Perdagangan Borong & Runcit, Pembaikan Kenderaan Bermotor dan Motosikal	3,444	202	3,669	3,748	445
94	Penginapan	546	563	8,337	9,381	2,634
95	Makanan dan Minuman	5,850	5,238	46,887	34,583	11,661
96	Pengangkutan Darat	-	-	-	-	-
97	Pengangkutan Air	-	-	-	-	-
98	Pengangkutan Udara	724	643	10,226	10,716	3,492
99	Penggudangan dan Aktiviti Sokongan untuk Pengangkutan	-	-	-	-	-
100	Perkhidmatan berkaitan Pengangkutan Air dan Udara	-	-	-	-	-
101	Perkhidmatan Operasi Lebuhraya, Jambatan dan Terowong	-	-	-	-	-
102	Perkhidmatan Pos dan Kurier	7	140	901	868	313
103	Aktiviti Penerbitan	-	-	-	-	-
104	Telekomunikasi	1,057	1,170	27,655	32,690	8,532
105	Aktiviti Wayang Gambar, Pemprograman dan Penyiaran	-	-	-	-	-
106	Perkhidmatan Komputer dan Maklumat	-	1	1,097	951	3
107	Perantaraan Kewangan	50,072	30,661	217,993	141,321	23,185
108	Perkhidmatan Kewangan Lain	2,787	3,092	22,938	135,970	6,082
109	Insurans/ Takaful dan Tabungan Pencen	1,278	2,367	18,735	34,699	5,822
110	Aktiviti Sokongan Perkhidmatan Kewangan dan Insurans/ Takaful	38	62	1,745	2,197	386
111	Hartanah	2,054	801	18,745	14,375	3,450
112	Pemilikan Kediaman	-	-	-	-	-
113	Sewaan dan Pajakan	-	-	2	-	-
114	Penyelidikan dan Pembangunan Saintifik	-	-	-	-	-
115	Profesional	16,937	5,296	78,715	207,160	21,694
116	Perkhidmatan Perniagaan	76	418	2,212	6,392	5,001
117	Pentadbiran Awam	-	-	-	-	-
118	Pendidikan	-	-	-	-	-
119	Kesihatan	-	-	-	-	-
120	Ketenteraman dan Keselamatan Awam	-	-	-	-	-
121	Pentadbiran Awam Lain	-	-	-	-	-
122	Institusi bukan Keuntungan yang Berkhidmat kepada Isi Rumah	-	-	-	-	-
123	Kesenian, Hiburan dan Rekreasi	-	-	-	-	-
124	Perkhidmatan Swasta Lain	-	-	-	-	-
	JUMLAH INPUT PERANTARAAN	**461,636**	**447,955**	**3,801,036**	**2,464,143**	**992,803**
	Pembelian Langsung oleh Residen di Luar Negeri	-	-	-	-	-
	Pembelian Dalam Negeri oleh Bukan Residen	-	-	-	-	-
	JUMLAH INPUT	**461,636**	**447,955**	**3,801,036**	**2,464,143**	**992,803**
	Nilai Ditambah Kasar	**2,430,953**	**1,473,283**	**11,790,841**	**5,383,185**	**3,328,516**
	Pampasan Pekerja	77,015	117,497	998,420	187,485	297,210
	Cukai Bersih Lain ke atas Pengeluaran	12,754	6,426	49,713	24,991	11,919
	Lebihan Kendalian, Kasar	2,341,183	1,349,361	10,742,708	5,170,709	3,019,386
	Penggunaan Modal Tetap	178,323	118,441	961,210	483,773	266,401
	Lebihan Kendalian, Bersih	2,162,861	1,230,920	9,781,498	4,686,936	2,752,985
	JUMLAH OUTPUT	**2,892,589**	**1,921,238**	**15,591,878**	**7,847,328**	**4,321,319**

Jadual 5: Jadual Penggunaan pada Harga Pembeli, Komoditi mengikut Aktiviti (RM'000), 2019

Table 5: Use Tables at Purchasers' Prices, Commodity by Activity (RM'000), 2019

Kelapa Sawit *Oil Palm*	Tanaman Bunga *Flower Plants*	Pertanian Lain *Other Agriculture*	Menternak Ayam & Itik *Poultry Farming*	Ternakan Lain *Other Livestock*	Activity / Commodity	
6	7	8	9	10		
11,654	5,202	671	1,491	591	Computers, Peripheral, Office Equipment and Machinery	69
-	-	-	-	-	Electric Motors, Generators and Transformers	70
-	-	-	-	-	Electricity Distribution & Control Apparatus, Batteries and Accumulators	71
-	-	-	-	-	Fibre Optic Cables, Electronic and Other Electric	72
-	-	-	-	-	Wiring Devices, Electric Lighting Equipment and Other Electrical	73
-	-	-	-	-	Electronic Components and Boards	74
-	-	-	157	20	Communication Equipment and Consumer Electronics	75
-	-	-	-	-	Irradiation Equipment, Electro Medical and Electrotherapeutic	76
-	-	-	-	-	Measuring Equipment, Testing, Navigating and Control	77
-	-	-	-	-	Optical Instruments, Photographic Equipment, Magnetic and Optical Media	78
-	-	-	-	-	Watches and Clocks	79
489,422	203,617	40,176	173,004	53,558	Motor Vehicles, Trailers and Semi Trailers	80
-	-	-	-	-	Motorcycles	81
-	-	-	-	-	Ships, Boats, Bicycles and Invalid Carriages	82
-	-	-	-	-	Other Transport Equipment	83
20,089	9,818	602	5,921	864	Other Manufacturing	84
-	-	-	-	-	Repair & Installation of Machinery and Equipment	85
115,852	81,307	7,586	108,153	40,924	Electricity and Gas	86
32,049	78,917	1,584	21,439	10,459	Water	87
9,671	2,199	238	1,666	544	Sewerage, Waste Management and Remediation Activities	88
-	-	-	-	-	Residential Buildings	89
-	-	-	-	-	Non-Residential Buildings	90
-	-	-	-	-	Civil Engineering	91
-	-	-	24,434	7,437	Specialised Construction Activities	92
11,729	9,592	1,611	4,136	1,721	Wholesale & Retail Trade, Repair of Motor Vehicles and Motorcycles	93
20,498	7,306	2,984	7,659	3,031	Accommodation	94
135,312	29,281	41,580	78,986	13,974	Food and Beverage	95
-	-	-	-	-	Land Transport	96
-	-	-	-	-	Water Transport	97
24,343	9,474	3,845	10,036	3,983	Air Transport	98
-	-	-	-	-	Warehousing and Support Activities for Transportation	99
-	-	-	-	-	Services Incidental to Water and Air Transportation	100
-	-	-	-	-	Highway Operation Services, Bridge and Tunnel	101
5,774	130	103	5,870	755	Postal and Courier Activities	102
-	-	-	-	-	Publishing Activities	103
33,996	6,988	3,188	22,956	13,809	Telecommunications	104
-	-	-	-	-	Motion Picture, Programming and Broadcasting Activities	105
3,750	65	70	-	-	Computer and Information Services	106
618,516	119,485	49,823	583,097	173,962	Monetary Intermediation	107
67,145	9,715	2,888	46,809	6,768	Other Financial Service	108
64,756	7,815	3,062	43,601	9,676	Insurance/ Takaful and Pension Funding	109
3,469	13,377	152	1,104	543	Activities Auxiliary to Financial Service and Insurance/ Takaful	110
79,298	25,402	3,752	12,918	5,447	Real Estate	111
-	-	-	-	-	Ownership of Dwellings	112
3,819	134	2	700	232	Rental and Leasing	113
-	-	-	-	-	Scientific Research and Development	114
540,910	18,178	15,032	526,474	152,325	Professional	115
77,100	333	491	6,910	2,919	Business Services	116
-	-	-	-	-	Public Administration	117
-	-	-	-	-	Education	118
-	-	-	-	-	Health	119
-	-	-	-	-	Public Order and Safety	120
-	-	-	-	-	Other Public Administration	121
-	-	-	-	-	Non-Profit Institutions Serving Households	122
-	-	-	-	-	Arts, Entertainment and Recreation	123
-	-	-	-	-	Other Private Services	124
10,784,768	**2,083,397**	**471,043**	**10,167,193**	**3,033,292**	TOTAL INTERMEDIATE INPUT	
-	-	-	-	-	Direct Purchases Abroad by Residents	
-	-	-	-	-	Domestic Purchases by Non-Residents	
10,784,768	**2,083,397**	**471,043**	**10,167,193**	**3,033,292**	TOTAL INPUT	
40,177,064	**5,415,973**	**1,082,898**	**14,717,986**	**2,315,646**	Gross Value Added	
15,036,318	611,400	175,758	1,808,886	218,170	Compensation of Employees	
162,590	23,937	6,206	79,895	17,194	Other Net Taxes on Production	
24,978,156	4,780,636	900,935	12,829,205	2,080,282	Operating Surplus, Gross	
3,141,703	462,322	95,798	1,534,125	329,752	Consumption of Fixed Capital	
21,836,453	4,318,313	805,137	11,295,079	1,750,530	Operating Surplus, Net	
50,961,832	**7,499,369**	**1,553,940**	**24,885,179**	**5,348,938**	TOTAL OUTPUT	

Jadual 5: Jadual Penggunaan pada Harga Pembeli, Komoditi mengikut Aktiviti (RM'000), 2019

Table 5: Use Tables at Purchasers' Prices, Commodity by Activity (RM'000), 2019

	Komoditi / Aktiviti	Perhutanan dan Pembalakan *Forestry and Logging*	Perikanan dan Akuakultur *Fishing and Aquaculture*	Minyak Mentah dan Gas Asli *Crude Oil and Natural Gas*	Perlombongan Bijih Besi *Mining of Metal Ores*	Pengkuarian Batu, Pasir dan Tanah Liat *Quarrying of Stone, Sand and Clay*
		11	12	13	14	15
1	Padi	-	-	-	-	-
2	Tanaman Makanan	-	-	-	-	-
3	Sayur-sayuran	-	-	-	-	-
4	Buah-buahan	-	-	-	-	-
5	Getah	-	-	-	-	-
6	Kelapa Sawit	-	-	-	-	-
7	Tanaman Bunga	-	-	-	-	-
8	Pertanian Lain	-	-	-	-	-
9	Ternakan Ayam dan Itik	-	-	-	-	-
10	Ternakan Lain	-	-	-	-	-
11	Perhutanan dan Pembalakan	838,242	-	-	-	-
12	Perikanan dan Akuakultur	-	28,013	-	-	-
13	Minyak Mentah dan Gas Asli	-	-	18,358,969	-	-
14	Perlombongan Bijih Besi	-	-	-	223	-
15	Pengkuarian Batu, Pasir dan Tanah Liat	699	-	-	-	624
16	Perlombongan dan Pengkuarian Lain	-	-	131,747	26,678	215,484
17	Pemprosesan dan Pengawetan Daging	-	-	-	-	-
18	Pemprosesan dan Pengawetan Makanan Laut	-	-	-	-	-
19	Pemprosesan dan Pengawetan Buah-buahan & Sayur-sayuran	-	-	-	-	-
20	Produk Tenusu	-	-	-	-	-
21	Minyak & Lemak Sayuran dan Haiwan	-	-	-	-	-
22	Produk Bijian, Kanji dan Produk Berkanji	-	-	-	-	-
23	Produk Bakeri	-	-	-	-	-
24	Manisan	-	-	-	-	-
25	Prosesan Makanan Lain	-	-	-	-	-
26	Makanan Haiwan Tersedia	-	769,523	-	-	-
27	Spirit, Wain dan Minuman Keras	-	-	-	-	-
28	Minuman Ringan, Air Mineral dan Minuman Lain yang Dibotolkan	-	-	-	-	-
29	Produk Tembakau	-	-	-	-	-
30	Penyediaan, Pemintalan dan Penenunan Tekstil	-	-	-	-	-
31	Penyiapan Akhir Tekstil	-	-	-	-	-
32	Tekstil Lain	-	-	-	-	-
33	Pakaian	61	-	4,188	619	2,319
34	Produk Kulit	-	-	-	-	-
35	Kasut	-	-	-	-	-
36	Pengilangan dan Pengetaman Kayu	3,167	84	-	693	5,484
37	Kepingan Venier dan Panel berasaskan Kayu	-	-	-	-	-
38	Pertukangan Kayu dan Tanggam untuk Jurubina	-	-	-	-	-
39	Bekas Kayu dan Produk Kayu Lain	-	7,840	-	-	-
40	Kertas dan Produk Kertas	-	-	-	7,684	39,399
41	Perabot	-	5,580	35,459	-	-
42	Penerbitan Semula Media Rakaman	-	-	-	-	-
43	Percetakan	-	-	277,948	-	-
44	Kok dan Produk Petroleum Bertapis	613,480	1,265,172	1,037,808	289,357	2,041,393
45	Kimia Asas	103,317	12,888	195,745	98,354	552,908
46	Baja dan Sebatian Nitrogen	13,440	104	-	-	4
47	Cat dan Varnis	1,871	-	1,287	-	-
48	Produk Farmaseutikal, Kimia Perubatan dan Botani	-	5,499	2,863	-	-
49	Sabun & Bahan Pencuci, Pencuci dan Pengilat, Pewangi dan Dandanan Diri	-	-	2,048	-	-
50	Produk Kimia Lain	69,360	284	-	39,261	234,619
51	Tayar dan Tiub Getah	-	-	-	-	5,528
52	Prosesan Getah	-	-	-	-	68,169
53	Sarung Tangan Getah	-	-	-	-	-
54	Produk Getah Lain	-	2	-	-	-
55	Produk Plastik	280	119,228	29,830	926	8,069
56	Kaca dan Produk Kaca	-	-	-	-	-
57	Produk Refraktori, Tanah Liat, Porselin dan Seramik	-	-	-	-	2,451
58	Simen, Kapur dan Plaster	-	-	-	922	11,395
59	Produk Mineral bukan Logam	-	-	-	-	24,672
60	Besi dan Keluli Asas	-	-	-	212	28,422
61	Logam Asas Berharga dan Logam bukan Ferus Lain	-	-	-	-	148
62	Pengacuan Logam	-	-	726	6,168	156,572
63	Produk Struktur Logam, Tangki, Takungan dan Penjana Wap	-	-	12,911	5,637	145,376
64	Produk Logam Lain yang Direka	-	-	448,913	4,940	573,397
65	Enjin & Turbin, Alatan Kuasa Bendalir, Pam, Pemampat, Kepala Paip dan Injap Lain	-	-	619,705	-	-
66	Jentera Kegunaan Umum Lain	-	-	43,914	1,218	-
67	Senjata, Peluru dan Mesin bertujuan Khas	137,466	53,481	947,556	-	549,841
68	Perkakasan Domestik	-	-	-	-	-

Jadual 5: Jadual Penggunaan pada Harga Pembeli, Komoditi mengikut Aktiviti (RM'000), 2019

Table 5: Use Tables at Purchasers' Prices, Commodity by Activity (RM'000), 2019

Perlombongan dan Pengkuarian Lain *Other Mining and Quarrying*	Pemprosesan dan Pengawetan Daging *Processing and Preserving of Meat*	Pemprosesan dan Pengawetan Makanan Laut *Processing and Preserving of Seafood*	Pemprosesan dan Pengawetan Buah-buahan & Sayur-sayuran *Processing and Preserving of Fruits & Vegetables*	Produk Tenusu *Dairy Products*	Activity / Commodity	
16	17	18	19	20		
-	-	-	-	-	*Paddy*	1
-	93	210	40,929	91	*Food Crops*	2
-	50	1,065	67,799	-	*Vegetables*	3
-	-	-	217,161	-	*Fruits*	4
-	-	-	-	-	*Rubber*	5
-	-	-	-	-	*Oil Palm*	6
-	-	-	-	-	*Flower Plants*	7
-	428	15,649	101,216	1,982	*Other Agriculture*	8
-	1,825,815	-	-	-	*Poultry Farming*	9
-	1,415,474	-	894	2,036,835	*Other Livestock*	10
-	-	-	2,944	-	*Forestry and Logging*	11
-	-	3,288,011	-	-	*Fishing and Aquaculture*	12
-	-	-	-	-	*Crude Oil and Natural Gas*	13
804	-	-	-	-	*Mining of Metal Ores*	14
211	-	-	-	-	*Quarrying of Stone, Sand and Clay*	15
14,309	-	385,162	-	-	*Other Mining and Quarrying*	16
-	-	-	4	-	*Processing and Preserving of Meat*	17
-	-	-	-	-	*Processing and Preserving of Seafood*	18
-	-	-	43,950	142,307	*Processing and Preserving of Fruits & Vegetables*	19
-	-	-	-	1,292,552	*Dairy Products*	20
-	105,565	2,587	3,266	225,119	*Vegetable & Animal Oils and Fats*	21
-	25,307	29,851	36,173	482,641	*Grain Mill Products, Starches and Starch Products*	22
-	-	-	-	215	*Bakery Products*	23
-	-	-	70,399	1,356,650	*Confectionery*	24
-	257,736	187,235	16,817	262,913	*Other Food Processing*	25
-	-	29,256	57	-	*Prepared Animal Feeds*	26
-	-	-	-	132	*Spirits, Wines and Liquors*	27
-	14	510	19,077	3,222	*Soft Drinks, Mineral Waters and Other Bottled Waters*	28
-	-	-	-	-	*Tobacco Products*	29
-	-	6	-	-	*Preparation, Spinning and Weaving of Textiles*	30
-	-	-	-	-	*Finishing of Textiles*	31
-	-	15	-	-	*Other Textiles*	32
720	693	5,712	871	9,083	*Wearing Apparel*	33
-	-	-	-	-	*Leather Products*	34
-	-	-	-	-	*Footwear*	35
2,636	-	-	-	-	*Sawmilling and Planning of Wood*	36
-	1,623	28,777	-	-	*Veneer Sheets and Wood-based Panels*	37
-	-	-	-	-	*Builders' Carpentry and Joinery*	38
-	56	3,585	1,682	8,544	*Wooden Containers and Other Wood Products*	39
2,323	2,675	56,435	10,204	185,941	*Paper and Paper Products*	40
-	484	6,768	1,551	6,696	*Furniture*	41
-	-	-	-	-	*Reproduction of Recorded Media*	42
-	141	2,910	270	1,777	*Printing*	43
118,761	1,265,918	133,564	66,415	177,845	*Coke and Refined Petroleum Products*	44
51,123	176,699	132,287	17,864	229,500	*Basic Chemicals*	45
3	2,421	164	1,063	-	*Fertilizers and Nitrogen Compounds*	46
-	-	-	-	-	*Paints and Varnishes*	47
-	-	6,946	236	136,975	*Pharmaceuticals, Medicinal Chemical and Botanical Products*	48
-	-	-	-	-	*Soaps & Detergents, Cleaning & Polishing, Perfumes and Toilet Preparations*	49
25,824	33,482	56,069	9,370	61,371	*Other Chemicals Products*	50
42	-	-	-	-	*Rubber Tyres and Tubes*	51
-	-	-	-	-	*Rubber Processing*	52
-	-	-	-	-	*Rubber Gloves*	53
-	-	-	-	-	*Other Rubber Products*	54
14	17,732	51,562	12,705	546,210	*Plastic Products*	55
-	55	4,406	192	12,689	*Glass and Glass Products*	56
-	-	-	-	-	*Refractory, Clay, Porcelain and Ceramic Products*	57
-	-	-	-	-	*Cement, Lime and Plaster*	58
4,272	-	-	-	-	*Non-Metallic Mineral Products*	59
26	-	-	-	-	*Basic Iron and Steel*	60
-	-	-	-	-	*Basic Precious and Other Non-Ferrous Metals*	61
1,183	-	-	-	-	*Casting of Metals*	62
1,080	-	-	-	-	*Structural Metal Products, Tanks, Reservoirs and Steam Generators*	63
20,559	728	22,427	16,213	507,560	*Other Fabricated Metal Products*	64
-	-	-	-	-	*Engines & Turbines, Fluid Power Equipment, Other Pumps, Compressors, Taps and Valves*	65
-	131,252	91,771	10,651	122,479	*Other General Purpose Machinery*	66
18,224	-	-	-	-	*Weapons, Ammunition and Special Purpose Machinery*	67
-	755	-	9	-	*Domestic Appliances*	68

Jadual 5: Jadual Penggunaan pada Harga Pembeli, Komoditi mengikut Aktiviti (RM'000), 2019

Table 5: Use Tables at Purchasers' Prices, Commodity by Activity (RM'000), 2019

	Komoditi / Aktiviti	Perhutanan dan Pembalakan *Forestry and Logging*	Perikanan dan Akuakultur *Fishing and Aquaculture*	Minyak Mentah dan Gas Asli *Crude Oil and Natural Gas*	Perlombongan Bijih Besi *Mining of Metal Ores*	Pengkuarian Batu, Pasir dan Tanah Liat *Quarrying of Stone, Sand and Clay*
		11	12	13	14	15
69	Komputer, Peranti, Mesin dan Kelengkapan Pejabat	-	6,956	210,991	-	-
70	Motor Elektrik, Penjana dan Transformer	-	-	58,719	-	-
71	Perkakasan Pengagihan & Pengawalan Elektrik, Bateri dan Akumulator	-	-	-	-	-
72	Kabel Gentian Optikal, Elektronik dan Elektrik Lain	-	-	-	-	-
73	Alatan Pendawaian, Kelengkapan Pencahayaan Elektrik dan Elektrik Lain	-	-	-	-	-
74	Komponen dan Papan Elektronik	-	-	-	-	-
75	Peralatan Komunikasi dan Elektronik Pengguna	-	-	275,267	3,743	19,193
76	Peralatan Penyinaran, Perubatan Elektro dan Elektroterapeutik	-	-	-	-	-
77	Kelengkapan Mengukur, Menguji, Memandu Arah dan Kawalan	-	-	1,946	-	-
78	Instrumen Optikal, Alatan Fotografi, Media Magnetik dan Optikal	-	-	-	-	-
79	Jam Tangan dan Jam	-	-	-	-	-
80	Kenderaan Bermotor, Treler dan Semi Treler	228,230	76,261	919,746	32,699	217,119
81	Motosikal	-	-	-	-	-
82	Kapal, Bot, Basikal dan 'Invalid Carriages'	-	-	-	-	-
83	Kelengkapan Pengangkutan Lain	-	-	-	-	-
84	Pembuatan Lain	1,842	10,551	64,279	1,462	10,904
85	Pembaikan & Pemasangan Mesin dan Kelengkapan	28,966	-	91,293	120,240	419,662
86	Elektrik dan Gas	4,826	69,914	98,012	33,298	179,761
87	Air	933	7,379	18,132	1,248	24,753
88	Pembetungan, Pengurusan Sisa dan Aktiviti Pemulihan	613	431	21,508	53,708	22,605
89	Bangunan Kediaman	-	-	-	-	-
90	Bangunan Bukan Kediaman	-	-	-	-	-
91	Kejuruteraan Awam	-	-	4,226	12,829	9,363
92	Aktiviti Pembinaan Pertukangan Khas	114,235	7,945	-	406,741	787,493
93	Perdagangan Borong & Runcit, Pembaikan Kenderaan Bermotor dan Motosikal	3,155	11,451	124,811	992	25,812
94	Penginapan	2,307	12,180	-	7,988	72,023
95	Makanan dan Minuman	24,469	38,278	180,102	10,300	45,155
96	Pengangkutan Darat	-	-	1,121	-	-
97	Pengangkutan Air	-	-	277	-	-
98	Pengangkutan Udara	3,059	15,683	488,029	-	-
99	Penggudangan dan Aktiviti Sokongan untuk Pengangkutan	-	-	240,533	-	-
100	Perkhidmatan berkaitan Pengangkutan Air dan Udara	-	2,564	58,857	-	-
101	Perkhidmatan Operasi Lebuhraya, Jambatan dan Terowong	-	-	-	-	-
102	Perkhidmatan Pos dan Kurier	535	468	2,050	127	2,564
103	Aktiviti Penerbitan	-	-	-	-	-
104	Telekomunikasi	5,790	7,813	172,791	2,622	16,281
105	Aktiviti Wayang Gambar, Pemprograman dan Penyiaran	-	-	-	-	-
106	Perkhidmatan Komputer dan Maklumat	87	-	27,792	407	1,807
107	Perantaraan Kewangan	142,361	171,884	313,622	17,314	81,703
108	Perkhidmatan Kewangan Lain	12,761	14,942	91,150	7,211	37,058
109	Insurans/ Takaful dan Tabungan Pencen	26,625	19,762	195,967	37,657	38,256
110	Aktiviti Sokongan Perkhidmatan Kewangan dan Insurans/ Takaful	253	382	4,158	115	639
111	Hartanah	10,626	25,400	124,310	2,072	11,882
112	Pemilikan Kediaman	-	-	-	-	-
113	Sewaan dan Pajakan	12,806	-	230,710	29,942	137,108
114	Penyelidikan dan Pembangunan Saintifik	-	-	-	-	-
115	Profesional	71,144	228,432	895,524	223,093	208,455
116	Perkhidmatan Perniagaan	2,063	685	-	6,085	18,008
117	Pentadbiran Awam	-	-	-	-	-
118	Pendidikan	-	-	-	-	-
119	Kesihatan	-	-	-	-	-
120	Ketenteraman dan Keselamatan Awam	-	-	-	-	-
121	Pentadbiran Awam Lain	-	-	-	-	-
122	Institusi bukan Keuntungan yang Berkhidmat kepada Isi Rumah	-	-	-	-	-
123	Kesenian, Hiburan dan Rekreasi	-	-	-	-	-
124	Perkhidmatan Swasta Lain	3,209	-	460	-	-
	JUMLAH INPUT PERANTARAAN	**2,482,275**	**2,997,057**	**27,067,998**	**1,494,785**	**7,053,879**
	Pembelian Langsung oleh Residen di Luar Negeri	-	-	-	-	-
	Pembelian Dalam Negeri oleh Bukan Residen	-	-	-	-	-
	JUMLAH INPUT	**2,482,275**	**2,997,057**	**27,067,998**	**1,494,785**	**7,053,879**
	Nilai Ditambah Kasar	**7,548,557**	**13,783,868**	**124,105,982**	**968,081**	**4,925,029**
	Pampasan Pekerja	687,226	885,302	9,380,613	373,549	1,621,463
	Cukai Bersih Lain ke atas Pengeluaran	32,033	53,556	483,546	7,871	38,219
	Lebihan Kendalian, Kasar	6,829,299	12,845,010	114,241,824	586,660	3,265,347
	Penggunaan Modal Tetap	618,382	843,279	26,428,386	430,561	2,094,165
	Lebihan Kendalian, Bersih	6,210,917	12,001,731	87,813,437	156,099	1,171,182
	JUMLAH OUTPUT	**10,030,833**	**16,780,925**	**151,173,980**	**2,462,865**	**11,978,908**

Jadual 5: Jadual Penggunaan pada Harga Pembeli, Komoditi mengikut Aktiviti (RM'000), 2019

Table 5: Use Tables at Purchasers' Prices, Commodity by Activity (RM'000), 2019

Perlombongan dan Pengkuarian Lain *Other Mining and Quarrying*	Pemprosesan dan Pengawetan Daging *Processing and Preserving of Meat*	Pemprosesan dan Pengawetan Makanan Laut *Processing and Preserving of Seafood*	Pemprosesan dan Pengawetan Buah-buahan & Sayur-sayuran *Processing and Preserving of Fruits & Vegetables*	Produk Tenusu *Dairy Products*	Activity / Commodity	
16	17	18	19	20		
-	241	3,799	723	2,706	Computers, Peripheral, Office Equipment and Machinery	69
-	-	-	-	-	Electric Motors, Generators and Transformers	70
-	-	-	-	-	Electricity Distribution & Control Apparatus, Batteries and Accumulators	71
-	-	-	-	-	Fibre Optic Cables, Electronic and Other Electric	72
-	-	-	-	-	Wiring Devices, Electric Lighting Equipment and Other Electrical	73
-	-	-	-	-	Electronic Components and Boards	74
1,132	1,303	27,492	4,971	111,998	Communication Equipment and Consumer Electronics	75
-	-	-	-	-	Irradiation Equipment, Electro Medical and Electrotherapeutic	76
-	-	-	-	-	Measuring Equipment, Testing, Navigating and Control	77
-	-	-	-	-	Optical Instruments, Photographic Equipment, Magnetic and Optical Media	78
-	-	-	-	-	Watches and Clocks	79
17,468	2,842	44,728	7,362	26,972	Motor Vehicles, Trailers and Semi Trailers	80
-	-	-	-	-	Motorcycles	81
-	-	-	-	-	Ships, Boats, Bicycles and Invalid Carriages	82
-	-	-	-	-	Other Transport Equipment	83
5,635	800	16,554	1,534	4,540	Other Manufacturing	84
219,264	9,503	205,146	45,309	115,942	Repair & Installation of Machinery and Equipment	85
13,436	32,675	335,298	55,312	276,457	Electricity and Gas	86
3,411	2,537	25,485	13,192	26,130	Water	87
2,131	267	5,799	655	5,839	Sewerage, Waste Management and Remediation Activities	88
-	-	-	-	-	Residential Buildings	89
-	-	-	-	-	Non-Residential Buildings	90
4,077	-	-	-	-	Civil Engineering	91
171,623	-	-	-	-	Specialised Construction Activities	92
1,143	427	6,716	1,106	4,050	Wholesale & Retail Trade, Repair of Motor Vehicles and Motorcycles	93
10,919	-	-	-	-	Accommodation	94
6,083	151,885	71,272	11,412	13,046	Food and Beverage	95
-	176,941	13,653	1,851	13,890	Land Transport	96
-	251	3,352	452	18,624	Water Transport	97
-	179,323	20,457	2,757	10,204	Air Transport	98
-	171,272	3,739	388	18,185	Warehousing and Support Activities for Transportation	99
-	-	-	-	-	Services Incidental to Water and Air Transportation	100
-	-	-	-	-	Highway Operation Services, Bridge and Tunnel	101
173	439	8,699	2,386	4,326	Postal and Courier Activities	102
-	-	-	-	-	Publishing Activities	103
2,238	407,798	49,448	8,120	26,416	Telecommunications	104
-	-	-	-	-	Motion Picture, Programming and Broadcasting Activities	105
698	152	5,855	472	14,585	Computer and Information Services	106
9,219	80,573	72,316	13,285	114,671	Monetary Intermediation	107
5,660	79,664	14,928	2,725	18,245	Other Financial Service	108
6,952	3,994	68,105	11,643	52,775	Insurance/ Takaful and Pension Funding	109
78	128	2,091	340	799	Activities Auxiliary to Financial Service and Insurance/ Takaful	110
2,005	2,093	38,129	5,910	11,474	Real Estate	111
-	-	-	-	-	Ownership of Dwellings	112
19,676	5,806	26,744	25,782	8	Rental and Leasing	113
-	-	-	-	-	Scientific Research and Development	114
29,151	26,282	288,435	99,000	615,834	Professional	115
1,620	1,402	25,884	2,176	79,456	Business Services	116
-	-	-	-	-	Public Administration	117
-	-	-	-	-	Education	118
-	-	-	-	-	Health	119
-	-	-	-	-	Public Order and Safety	120
-	-	-	-	-	Other Public Administration	121
-	-	-	-	-	Non-Profit Institutions Serving Households	122
-	-	-	-	-	Arts, Entertainment and Recreation	123
-	-	-	-	-	Other Private Services	124
795,906	**6,603,795**	**5,927,064**	**1,088,845**	**9,398,501**	TOTAL INTERMEDIATE INPUT	
-	-	-	-	-	Direct Purchases Abroad by Residents	
-	-	-	-	-	Domestic Purchases by Non-Residents	
795,906	**6,603,795**	**5,927,064**	**1,088,845**	**9,398,501**	TOTAL INPUT	
545,669	**1,181,311**	**1,270,550**	**607,306**	**2,138,897**	Gross Value Added	
236,496	538,251	453,735	249,868	756,102	Compensation of Employees	
4,296	25,120	23,544	5,539	37,468	Other Net Taxes on Production	
304,878	617,940	793,272	351,899	1,345,328	Operating Surplus, Gross	
234,536	184,629	170,696	40,225	273,617	Consumption of Fixed Capital	
70,342	433,311	622,576	311,674	1,071,711	Operating Surplus, Net	
1,341,575	**7,785,106**	**7,197,615**	**1,696,152**	**11,537,399**	TOTAL OUTPUT	

Jadual 5: Jadual Penggunaan pada Harga Pembeli, Komoditi mengikut Aktiviti (RM'000), 2019

Table 5: Use Tables at Purchasers' Prices, Commodity by Activity (RM'000), 2019

	Komoditi \ Aktiviti	Minyak & Lemak Sayuran dan Haiwan *Vegetable & Animal Oils and Fats*	Produk Bijian, Kanji dan Produk Berkanji *Grain Mill Products, Starches and Starch Products*	Produk Bakeri *Bakery Products*	Manisan *Confectionery*	Prosesan Makanan Lain *Other Food Processing*
		21	22	23	24	25
1	Padi	-	1,258,967	84	-	14,412
2	Tanaman Makanan	76,366	1,061	1,058	919,016	1,346,311
3	Sayur-sayuran	-	31	16,352	3,022	63,338
4	Buah-buahan	-	1	14,600	36,398	1,214
5	Getah	-	-	-	-	-
6	Kelapa Sawit	48,236,426	-	-	-	-
7	Tanaman Bunga	-	30,422	-	-	831
8	Pertanian Lain	1,137,494	2,328,156	20,698	7	262,270
9	Ternakan Ayam dan Itik	-	6	158,587	11,289	320,019
10	Ternakan Lain	-	257	7	-	1,801
11	Perhutanan dan Pembalakan	-	-	-	-	-
12	Perikanan dan Akuakultur	-	-	-	-	11,246
13	Minyak Mentah dan Gas Asli	-	-	-	-	-
14	Perlombongan Bijih Besi	-	-	-	-	-
15	Pengkuarian Batu, Pasir dan Tanah Liat	-	-	-	-	-
16	Perlombongan dan Pengkuarian Lain	-	-	-	-	-
17	Pemprosesan dan Pengawetan Daging	-	1	-	-	474,002
18	Pemprosesan dan Pengawetan Makanan Laut	-	-	-	-	139,014
19	Pemprosesan dan Pengawetan Buah-buahan & Sayur-sayuran	63,393	-	107,300	529,636	165,920
20	Produk Tenusu	-	-	414,443	238,725	255,891
21	Minyak & Lemak Sayuran dan Haiwan	34,623,094	37,033	754,631	481,458	983,661
22	Produk Bijian, Kanji dan Produk Berkanji	-	1,220,654	1,446,815	210,248	1,052,257
23	Produk Bakeri	-	-	37,456	2,925	4,298
24	Manisan	-	-	581,139	5,213,439	475,519
25	Prosesan Makanan Lain	77,350	13,734	705,415	181,324	1,010,773
26	Makanan Haiwan Tersedia	-	1,356	-	-	207,629
27	Spirit, Wain dan Minuman Keras	-	-	223	-	873
28	Minuman Ringan, Air Mineral dan Minuman Lain yang Dibotolkan	2	1,693	1,080	307	9,478
29	Produk Tembakau	-	-	-	-	-
30	Penyediaan, Pemintalan dan Penenunan Tekstil	-	-	-	-	-
31	Penyiapan Akhir Tekstil	-	-	-	-	-
32	Tekstil Lain	331,258	9,891	8,222	28,870	8,933
33	Pakaian	125,303	2,723	10,364	15,184	11,624
34	Produk Kulit	-	-	-	-	-
35	Kasut	-	-	-	-	-
36	Pengilangan dan Pengetaman Kayu	-	-	-	-	-
37	Kepingan Venier dan Panel berasaskan Kayu	-	-	-	-	-
38	Pertukangan Kayu dan Tanggam untuk Jurubina	-	-	-	-	-
39	Bekas Kayu dan Produk Kayu Lain	103,429	298	16,028	157	2,770
40	Kertas dan Produk Kertas	94,373	27,781	148,777	38,824	141,409
41	Perabot	228,736	12,145	10,610	18,223	15,151
42	Penerbitan Semula Media Rakaman	-	-	-	-	-
43	Percetakan	58,551	5,038	876	1,445	1,729
44	Kok dan Produk Petroleum Bertapis	2,289,362	277,236	1,158,846	1,075,534	990,552
45	Kimia Asas	4,694,866	22,417	142,807	789,555	714,446
46	Baja dan Sebatian Nitrogen	-	686	47	7,452	3,691
47	Cat dan Varnis	-	70	857	9	15,273
48	Produk Farmaseutikal, Kimia Perubatan dan Botani	4,641	972	14,364	22,381	106,080
49	Sabun & Bahan Pencuci, Pencuci dan Pengilat, Pewangi dan Dandanan Diri	-	-	-	-	-
50	Produk Kimia Lain	1,088,127	1,772	85,843	65,558	113,972
51	Tayar dan Tiub Getah	-	-	-	-	-
52	Prosesan Getah	-	-	-	-	-
53	Sarung Tangan Getah	-	-	-	-	-
54	Produk Getah Lain	-	-	-	-	-
55	Produk Plastik	199,839	161,212	407,186	256,789	409,738
56	Kaca dan Produk Kaca	241,816	68	12,527	45,753	114,352
57	Produk Refraktori, Tanah Liat, Porselin dan Seramik	-	-	-	-	-
58	Simen, Kapur dan Plaster	-	-	-	-	-
59	Produk Mineral bukan Logam	-	-	-	-	-
60	Besi dan Keluli Asas	-	-	-	-	-
61	Logam Asas Berharga dan Logam bukan Ferus Lain	-	-	-	-	-
62	Pengacuan Logam	-	-	-	-	-
63	Produk Struktur Logam, Tangki, Takungan dan Penjana Wap	-	-	-	-	-
64	Produk Logam Lain yang Direka	267,103	11,783	181,430	14,655	69,019
65	Enjin & Turbin, Alatan Kuasa Bendalir, Pam, Pemampat, Kepala Paip dan Injap Lain	-	-	-	-	-
66	Jentera Kegunaan Umum Lain	102,000	42,253	91,279	104,183	127,330
67	Senjata, Peluru dan Mesin bertujuan Khas	67	1,154	-	-	820
68	Perkakasan Domestik	-	-	9	-	1,145

Jadual 5: Jadual Penggunaan pada Harga Pembeli, Komoditi mengikut Aktiviti (RM'000), 2019

Table 5: Use Tables at Purchasers' Prices, Commodity by Activity (RM'000), 2019

Makanan Haiwan Tersedia *Prepared Animal Feeds*	Spirit, Wain dan Minuman Keras *Spirits, Wines and Liquors*	Minuman Ringan, Air Mineral dan Minuman Lain Dibotolkan *Soft Drinks, Mineral Waters and Other Bottled Waters*	Produk Tembakau *Tobacco Products*	Penyediaan, Pemintalan dan Penenunan Tekstil *Preparation, Spinning and Weaving of Textiles*	Activity / Commodity	
26	27	28	29	30		
1,127,544	171	-	-	-	Paddy	1
-	365	1,601	-	-	Food Crops	2
7,299	-	39,410	-	-	Vegetables	3
-	271,915	17,994	-	-	Fruits	4
-	-	-	-	-	Rubber	5
-	-	-	-	-	Oil Palm	6
-	7	27,508	-	-	Flower Plants	7
1,258,380	2,319	4,474	958,279	2,424,046	Other Agriculture	8
790,235	-	-	-	-	Poultry Farming	9
782,427	-	-	-	-	Other Livestock	10
-	-	-	-	-	Forestry and Logging	11
-	-	-	-	-	Fishing and Aquaculture	12
-	-	-	-	-	Crude Oil and Natural Gas	13
-	-	-	-	-	Mining of Metal Ores	14
-	-	-	-	-	Quarrying of Stone, Sand and Clay	15
-	-	-	-	-	Other Mining and Quarrying	16
98,697	-	-	-	-	Processing and Preserving of Meat	17
1,475,770	-	-	-	-	Processing and Preserving of Seafood	18
172,519	44,209	275,078	-	-	Processing and Preserving of Fruits & Vegetables	19
-	-	22,702	-	-	Dairy Products	20
350,474	33,800	86,762	-	-	Vegetable & Animal Oils and Fats	21
-	1,139	55,773	-	-	Grain Mill Products, Starches and Starch Products	22
-	-	-	-	-	Bakery Products	23
-	63,023	726,783	-	-	Confectionery	24
11,961	14,806	338,909	137,639	-	Other Food Processing	25
176,170	-	-	-	-	Prepared Animal Feeds	26
-	2,659	1,463	-	-	Spirits, Wines and Liquors	27
1,604	188,824	1,114,938	-	-	Soft Drinks, Mineral Waters and Other Bottled Waters	28
-	-	-	96,133	-	Tobacco Products	29
-	-	-	-	10,507	Preparation, Spinning and Weaving of Textiles	30
-	-	-	-	372	Finishing of Textiles	31
4,324	93,407	195,389	9	5,398	Other Textiles	32
1,729	926	4,669	10,060	6,294	Wearing Apparel	33
-	-	-	-	3,510	Leather Products	34
-	-	-	-	-	Footwear	35
-	-	-	-	-	Sawmilling and Planning of Wood	36
-	-	-	9,468	2,540	Veneer Sheets and Wood-based Panels	37
-	-	-	-	-	Builders' Carpentry and Joinery	38
2,716	42,894	1,817	9,312	63	Wooden Containers and Other Wood Products	39
24,696	15,337	192,115	582,207	3,447	Paper and Paper Products	40
6,755	644	8,314	4,780	1,160	Furniture	41
-	-	-	-	-	Reproduction of Recorded Media	42
659	87,601	608	1,010	426	Printing	43
1,102,373	448,742	190,108	4,522	115,116	Coke and Refined Petroleum Products	44
322,681	197,363	549,718	601	191,906	Basic Chemicals	45
147	5	1,904	-	-	Fertilizers and Nitrogen Compounds	46
-	-	65	-	22,470	Paints and Varnishes	47
27,738	2,235	130,084	161,143	48,907	Pharmaceuticals, Medicinal Chemical and Botanical Products	48
-	-	-	-	-	Soaps & Detergents, Cleaning & Polishing, Perfumes and Toilet Preparations	49
45,421	16,757	84,141	408	230,356	Other Chemicals Products	50
-	-	-	-	-	Rubber Tyres and Tubes	51
-	-	-	-	8,468	Rubber Processing	52
-	-	-	-	17	Rubber Gloves	53
-	-	-	-	-	Other Rubber Products	54
268,732	2,056	363,002	2,969	10,728	Plastic Products	55
-	97,933	160,114	-	36	Glass and Glass Products	56
-	-	-	-	-	Refractory, Clay, Porcelain and Ceramic Products	57
-	-	-	-	-	Cement, Lime and Plaster	58
-	-	-	-	-	Non-Metallic Mineral Products	59
-	-	-	-	-	Basic Iron and Steel	60
-	-	-	-	-	Basic Precious and Other Non-Ferrous Metals	61
-	-	-	-	-	Casting of Metals	62
-	-	-	-	-	Structural Metal Products, Tanks, Reservoirs and Steam Generators	63
498	53,669	107,660	277	1,615	Other Fabricated Metal Products	64
-	-	-	-	-	Engines & Turbines, Fluid Power Equipment, Other Pumps, Compressors, Taps and Valves	65
56,990	5,496	69,304	4,186	12,229	Other General Purpose Machinery	66
64,376	-	292	-	6,108	Weapons, Ammunition and Special Purpose Machinery	67
-	-	-	-	-	Domestic Appliances	68

Jadual 5: Jadual Penggunaan pada Harga Pembeli, Komoditi mengikut Aktiviti (RM'000), 2019

Table 5: Use Tables at Purchasers' Prices, Commodity by Activity (RM'000), 2019

	Komoditi / Aktiviti	Minyak & Lemak Sayuran dan Haiwan *Vegetable & Animal Oils and Fats*	Produk Bijian, Kanji dan Produk Berkanji *Grain Mill Products, Starches and Starch Products*	Produk Bakeri *Bakery Products*	Manisan *Confectionery*	Prosesan Makanan Lain *Other Food Processing*
		21	22	23	24	25
69	Komputer, Peranti, Mesin dan Kelengkapan Pejabat	102,031	2,482	5,413	5,705	7,773
70	Motor Elektrik, Penjana dan Transformer	-	-	-	-	-
71	Perkakasan Pengagihan & Pengawalan Elektrik, Bateri dan Akumulator	-	-	-	-	-
72	Kabel Gentian Optikal, Elektronik dan Elektrik Lain	-	-	-	-	-
73	Alatan Pendawaian, Kelengkapan Pencahayaan Elektrik dan Elektrik Lain	-	-	-	-	-
74	Komponen dan Papan Elektronik	-	-	-	-	-
75	Peralatan Komunikasi dan Elektronik Pengguna	45,973	66,013	89,372	45,362	8,747
76	Peralatan Penyinaran, Perubatan Elektro dan Elektroterapeutik	-	-	-	-	-
77	Kelengkapan Mengukur, Menguji, Memandu Arah dan Kawalan	-	-	-	-	-
78	Instrumen Optikal, Alatan Fotografi, Media Magnetik dan Optikal	-	-	-	-	-
79	Jam Tangan dan Jam	-	-	-	-	-
80	Kenderaan Bermotor, Treler dan Semi Treler	140,375	26,992	54,704	54,633	75,829
81	Motosikal	-	-	-	-	-
82	Kapal, Bot, Basikal dan 'Invalid Carriages'	-	-	-	-	-
83	Kelengkapan Pengangkutan Lain	-	-	-	-	-
84	Pembuatan Lain	237,609	2,305	8,555	8,220	9,835
85	Pembaikan & Pemasangan Mesin dan Kelengkapan	2,822,330	39,519	116,987	200,126	162,832
86	Elektrik dan Gas	8,585,584	238,254	334,089	405,929	56,238
87	Air	15,495	11,020	35,879	119,641	52,047
88	Pembetungan, Pengurusan Sisa dan Aktiviti Pemulihan	53,909	5,159	12,901	3,741	5,746
89	Bangunan Kediaman	-	-	-	-	-
90	Bangunan Bukan Kediaman	-	-	-	-	-
91	Kejuruteraan Awam	-	-	-	-	-
92	Aktiviti Pembinaan Pertukangan Khas	-	-	-	-	-
93	Perdagangan Borong & Runcit, Pembaikan Kenderaan Bermotor dan Motosikal	21,049	4,053	8,209	8,204	11,386
94	Penginapan	-	-	-	-	-
95	Makanan dan Minuman	772,898	4,864	24,221	22,202	27,453
96	Pengangkutan Darat	207,316	6,608	12,915	10,060	19,717
97	Pengangkutan Air	51,127	1,291	2,809	1,925	4,823
98	Pengangkutan Udara	295,072	7,881	2,681	26,067	29,438
99	Penggudangan dan Aktiviti Sokongan untuk Pengangkutan	130,407	17,967	8,767	1,930	3,046
100	Perkhidmatan berkaitan Pengangkutan Air dan Udara	-	-	-	-	-
101	Perkhidmatan Operasi Lebuhraya, Jambatan dan Terowong	-	-	-	-	-
102	Perkhidmatan Pos dan Kurier	82,755	1,678	4,722	4,941	10,889
103	Aktiviti Penerbitan	-	-	-	-	-
104	Telekomunikasi	427,213	150,897	35,779	27,899	45,017
105	Aktiviti Wayang Gambar, Pemprograman dan Penyiaran	-	-	-	-	-
106	Perkhidmatan Komputer dan Maklumat	35,843	363	1,613	17,094	5,533
107	Perantaraan Kewangan	1,436,555	85,013	95,167	146,304	133,213
108	Perkhidmatan Kewangan Lain	204,921	11,143	13,638	21,555	20,840
109	Insurans/ Takaful dan Tabungan Pencen	1,142,811	30,189	43,148	36,642	36,762
110	Aktiviti Sokongan Perkhidmatan Kewangan dan Insurans/ Takaful	821	355	1,961	718	1,632
111	Hartanah	74,539	18,303	49,909	27,778	35,677
112	Pemilikan Kediaman	-	-	-	-	-
113	Sewaan dan Pajakan	800,632	30	2,840	9,925	17,953
114	Penyelidikan dan Pembangunan Saintifik	-	-	-	-	-
115	Profesional	4,882,047	753,343	230,132	429,822	442,509
116	Perkhidmatan Perniagaan	1,128,377	11,167	53,586	42,410	44,510
117	Pentadbiran Awam	-	-	-	-	-
118	Pendidikan	-	-	-	-	-
119	Kesihatan	-	-	-	-	-
120	Ketenteraman dan Keselamatan Awam	-	-	-	-	-
121	Pentadbiran Awam Lain	-	-	-	-	-
122	Institusi bukan Keuntungan yang Berkhidmat kepada Isi Rumah	-	-	-	-	-
123	Kesenian, Hiburan dan Rekreasi	-	-	-	-	-
124	Perkhidmatan Swasta Lain	-	-	-	-	-
	JUMLAH INPUT PERANTARAAN	**117,741,283**	**6,967,760**	**7,799,958**	**11,991,193**	**10,918,239**
	Pembelian Langsung oleh Residen di Luar Negeri	-	-	-	-	-
	Pembelian Dalam Negeri oleh Bukan Residen	-	-	-	-	-
	JUMLAH INPUT	**117,741,283**	**6,967,760**	**7,799,958**	**11,991,193**	**10,918,239**
	Nilai Ditambah Kasar	**11,466,320**	**1,877,228**	**2,616,834**	**2,633,932**	**3,838,163**
	Pampasan Pekerja	3,226,078	455,533	1,277,051	769,146	1,789,392
	Cukai Bersih Lain ke atas Pengeluaran	417,219	27,648	33,594	47,318	47,138
	Lebihan Kendalian, Kasar	7,823,023	1,394,047	1,306,189	1,817,468	2,001,633
	Penggunaan Modal Tetap	3,064,241	209,765	247,041	346,844	349,958
	Lebihan Kendalian, Bersih	4,758,781	1,184,282	1,059,149	1,470,624	1,651,675
	JUMLAH OUTPUT	**129,207,603**	**8,844,988**	**10,416,793**	**14,625,125**	**14,756,402**

Jadual 5: Jadual Penggunaan pada Harga Pembeli, Komoditi mengikut Aktiviti (RM'000), 2019

Table 5: Use Tables at Purchasers' Prices, Commodity by Activity (RM'000), 2019

Makanan Haiwan Tersedia *Prepared Animal Feeds*	Spirit, Wain dan Minuman Keras *Spirits, Wines and Liquors*	Minuman Ringan, Air Mineral dan Minuman Lain Dibotolkan *Soft Drinks, Mineral Waters and Other Bottled Waters*	Produk Tembakau *Tobacco Products*	Penyediaan, Pemintalan dan Penenunan Tekstil *Preparation, Spinning and Weaving of Textiles*	Activity / Commodity	
26	27	28	29	30		
3,875	329	4,937	255	621	Computers, Peripheral, Office Equipment and Machinery	69
-	-	-	-	-	Electric Motors, Generators and Transformers	70
-	-	-	-	-	Electricity Distribution & Control Apparatus, Batteries and Accumulators	71
-	-	-	-	-	Fibre Optic Cables, Electronic and Other Electric	72
-	-	-	-	-	Wiring Devices, Electric Lighting Equipment and Other Electrical	73
-	-	-	-	-	Electronic Components and Boards	74
31,963	10,853	107,910	287,380	9,783	Communication Equipment and Consumer Electronics	75
-	-	-	-	-	Irradiation Equipment, Electro Medical and Electrotherapeutic	76
-	-	-	-	-	Measuring Equipment, Testing, Navigating and Control	77
-	-	-	-	-	Optical Instruments, Photographic Equipment, Magnetic and Optical Media	78
-	-	-	-	-	Watches and Clocks	79
46,360	3,690	39,636	17,180	8,689	Motor Vehicles, Trailers and Semi Trailers	80
-	-	-	-	-	Motorcycles	81
-	-	-	-	-	Ships, Boats, Bicycles and Invalid Carriages	82
-	-	-	-	-	Other Transport Equipment	83
3,752	498	3,458	464	2,432	Other Manufacturing	84
225,789	7,604	170,340	4,456	48,485	Repair & Installation of Machinery and Equipment	85
290,303	20,983	234,659	21,700	600,874	Electricity and Gas	86
15,190	2,571	586,764	362	7,748	Water	87
2,650	249	1,859	1,014	649	Sewerage, Waste Management and Remediation Activities	88
-	-	-	-	-	Residential Buildings	89
-	-	-	-	-	Non-Residential Buildings	90
-	-	-	-	-	Civil Engineering	91
-	-	-	-	-	Specialised Construction Activities	92
6,961	554	5,952	2,580	1,305	Wholesale & Retail Trade, Repair of Motor Vehicles and Motorcycles	93
-	-	-	-	-	Accommodation	94
27,624	888	14,204	4,461	2,849	Food and Beverage	95
16,422	74,929	8,170	2,579	4,058	Land Transport	96
3,978	507	2,007	625	1,000	Water Transport	97
24,282	34,144	12,252	8,865	6,103	Air Transport	98
1,784	230	1,162	284	696	Warehousing and Support Activities for Transportation	99
-	-	-	-	-	Services Incidental to Water and Air Transportation	100
-	-	-	-	-	Highway Operation Services, Bridge and Tunnel	101
4,339	312	2,786	670	3,121	Postal and Courier Activities	102
-	-	-	-	-	Publishing Activities	103
35,459	25,246	17,953	10,463	6,290	Telecommunications	104
-	-	-	-	-	Motion Picture, Programming and Broadcasting Activities	105
2,455	1,044	696	277	81	Computer and Information Services	106
115,217	25,419	78,066	31,062	48,762	Monetary Intermediation	107
16,455	2,778	11,746	3,101	6,890	Other Financial Service	108
91,909	45,002	23,828	8,466	54,734	Insurance/ Takaful and Pension Funding	109
1,512	110	554	34	552	Activities Auxiliary to Financial Service and Insurance/ Takaful	110
16,455	3,158	17,897	3,636	4,009	Real Estate	111
-	-	-	-	-	Ownership of Dwellings	112
5,906	-	-	-	859	Rental and Leasing	113
-	-	-	-	-	Scientific Research and Development	114
253,425	131,767	256,622	145,418	69,493	Professional	115
16,281	2,190	22,195	7,549	760	Business Services	116
-	-	-	-	-	Public Administration	117
-	-	-	-	-	Education	118
-	-	-	-	-	Health	119
-	-	-	-	-	Public Order and Safety	120
-	-	-	-	-	Other Public Administration	121
-	-	-	-	-	Non-Profit Institutions Serving Households	122
-	-	-	-	-	Arts, Entertainment and Recreation	123
-	-	-	-	-	Other Private Services	124
9,443,260	**2,083,357**	**6,398,354**	**2,545,884**	**3,996,563**	TOTAL INTERMEDIATE INPUT	
-	-	-	-	-	Direct Purchases Abroad by Residents	
-	-	-	-	-	Domestic Purchases by Non-Residents	
9,443,260	**2,083,357**	**6,398,354**	**2,545,884**	**3,996,563**	TOTAL INPUT	
1,333,235	**3,190,633**	**1,842,287**	**3,862,731**	**1,240,007**	Gross Value Added	
355,888	287,318	1,254,925	220,788	433,919	Compensation of Employees	
34,026	16,835	26,474	20,533	17,064	Other Net Taxes on Production	
943,320	2,886,480	560,888	3,621,409	789,025	Operating Surplus, Gross	
255,572	125,076	195,432	151,984	182,190	Consumption of Fixed Capital	
687,749	2,761,404	365,455	3,469,425	606,835	Operating Surplus, Net	
10,776,495	**5,273,990**	**8,240,641**	**6,408,615**	**5,236,570**	TOTAL OUTPUT	

Jadual 5: Jadual Penggunaan pada Harga Pembeli, Komoditi mengikut Aktiviti (RM'000), 2019

Table 5: Use Tables at Purchasers' Prices, Commodity by Activity (RM'000), 2019

	Komoditi / Aktiviti	Penyiapan Akhir Tekstil *Finishing of Textiles*	Tekstil Lain *Other Textiles*	Pakaian *Wearing Apparel*	Produk Kulit *Leather Products*	Kasut *Footwear*
		31	32	33	34	35
1	Padi	-	-	-	-	-
2	Tanaman Makanan	-	-	-	-	-
3	Sayur-sayuran	-	-	-	-	-
4	Buah-buahan	-	-	-	-	-
5	Getah	-	-	-	-	-
6	Kelapa Sawit	-	-	-	-	-
7	Tanaman Bunga	-	-	-	-	-
8	Pertanian Lain	-	40	-	-	-
9	Ternakan Ayam dan Itik	-	-	-	-	-
10	Ternakan Lain	-	-	-	-	-
11	Perhutanan dan Pembalakan	-	-	-	-	-
12	Perikanan dan Akuakultur	-	-	-	-	-
13	Minyak Mentah dan Gas Asli	-	-	-	-	-
14	Perlombongan Bijih Besi	-	-	-	-	-
15	Pengkuarian Batu, Pasir dan Tanah Liat	-	-	-	-	-
16	Perlombongan dan Pengkuarian Lain	-	-	-	-	-
17	Pemprosesan dan Pengawetan Daging	-	-	-	221,604	-
18	Pemprosesan dan Pengawetan Makanan Laut	-	-	-	4,312	-
19	Pemprosesan dan Pengawetan Buah-buahan & Sayur-sayuran	-	-	-	-	-
20	Produk Tenusu	-	-	-	-	-
21	Minyak & Lemak Sayuran dan Haiwan	-	-	-	-	-
22	Produk Bijian, Kanji dan Produk Berkanji	-	-	-	-	-
23	Produk Bakeri	-	-	-	-	-
24	Manisan	-	-	-	-	-
25	Prosesan Makanan Lain	-	-	-	-	-
26	Makanan Haiwan Tersedia	-	-	-	-	-
27	Spirit, Wain dan Minuman Keras	-	-	-	-	-
28	Minuman Ringan, Air Mineral dan Minuman Lain yang Dibotolkan	-	-	-	-	-
29	Produk Tembakau	-	-	-	-	-
30	Penyediaan, Pemintalan dan Penenunan Tekstil	173,666	488,522	1,336,050	12,523	161,295
31	Penyiapan Akhir Tekstil	9,459	118,763	868,981	1	-
32	Tekstil Lain	1,885	599	505,396	3,875	7,422
33	Pakaian	948	4,988	19,520	5,744	1,231
34	Produk Kulit	-	2,580	48,374	139,014	108,758
35	Kasut	-	855	4	-	-
36	Pengilangan dan Pengetaman Kayu	-	-	-	-	-
37	Kepingan Venier dan Panel berasaskan Kayu	13,055	3,888	105,928	225	2,001
38	Pertukangan Kayu dan Tanggam untuk Jurubina	-	-	-	-	-
39	Bekas Kayu dan Produk Kayu Lain	12,284	1,538	21,689	268	2,091
40	Kertas dan Produk Kertas	16,289	16,605	147,970	3,144	5,599
41	Perabot	2,466	5,404	12,282	1,105	1,623
42	Penerbitan Semula Media Rakaman	-	-	-	-	-
43	Percetakan	561	1,413	47,674	1,400	283
44	Kok dan Produk Petroleum Bertapis	211,131	514,604	405,249	15,806	163,420
45	Kimia Asas	245,413	154,207	14,803	21,953	54,232
46	Baja dan Sebatian Nitrogen	-	-	-	-	-
47	Cat dan Varnis	4,701	1,478	872	405	7,457
48	Produk Farmaseutikal, Kimia Perubatan dan Botani	1,571	2,405	51,588	-	-
49	Sabun & Bahan Pencuci, Pencuci dan Pengilat, Pewangi dan Dandanan Diri	2,710	92,128	-	50,276	86
50	Produk Kimia Lain	33,804	360,865	88,771	248,460	123,113
51	Tayar dan Tiub Getah	-	-	-	-	-
52	Prosesan Getah	-	9,907	18,155	-	23,184
53	Sarung Tangan Getah	-	194	10	3,689	439
54	Produk Getah Lain	-	526	-	65,204	1,081
55	Produk Plastik	11,745	52,010	221,576	4,957	15,511
56	Kaca dan Produk Kaca	45,787	544	715	22	22
57	Produk Refraktori, Tanah Liat, Porselin dan Seramik	-	-	-	-	-
58	Simen, Kapur dan Plaster	-	-	-	-	-
59	Produk Mineral bukan Logam	-	-	-	-	-
60	Besi dan Keluli Asas	-	-	-	205	2,638
61	Logam Asas Berharga dan Logam bukan Ferus Lain	-	-	-	20	-
62	Pengacuan Logam	-	61	-	-	-
63	Produk Struktur Logam, Tangki, Takungan dan Penjana Wap	-	56	-	20	262
64	Produk Logam Lain yang Direka	85	6,477	8,977	1,118	22,158
65	Enjin & Turbin, Alatan Kuasa Bendalir, Pam, Pemampat, Kepala Paip dan Injap Lain	-	-	-	-	-
66	Jentera Kegunaan Umum Lain	19,604	45,557	102,809	6,333	13,801
67	Senjata, Peluru dan Mesin bertujuan Khas	-	208	3,506	-	3
68	Perkakasan Domestik	-	-	-	-	-

Jadual 5: Jadual Penggunaan pada Harga Pembeli, Komoditi mengikut Aktiviti (RM'000), 2019

Table 5: Use Tables at Purchasers' Prices, Commodity by Activity (RM'000), 2019

Pengilangan dan Pengetaman Kayu *Sawmilling and Planning of Wood*	Kepingan Venier dan Panel berasaskan Kayu *Veneer Sheets and Wood-based Panels*	Pertukangan Kayu dan Tanggam untuk Jurubina *Builders' Carpentry and Joinery*	Bekas Kayu *Wooden Containers*	Produk Kayu Lain *Other Wood Products*	Activity / Commodity	
36	37	38	39	40		
-	-	-	-	-	Paddy	1
-	-	-	-	-	Food Crops	2
-	-	-	-	-	Vegetables	3
-	-	-	-	-	Fruits	4
-	-	-	-	-	Rubber	5
-	-	-	-	-	Oil Palm	6
-	-	-	-	-	Flower Plants	7
-	-	-	-	-	Other Agriculture	8
-	-	-	-	-	Poultry Farming	9
-	-	-	-	-	Other Livestock	10
2,579,373	1,709,987	10,782	19,142	1,927,313	Forestry and Logging	11
-	-	-	-	-	Fishing and Aquaculture	12
-	-	-	-	-	Crude Oil and Natural Gas	13
-	-	-	-	-	Mining of Metal Ores	14
-	-	-	-	-	Quarrying of Stone, Sand and Clay	15
-	-	-	-	-	Other Mining and Quarrying	16
-	-	-	-	-	Processing and Preserving of Meat	17
-	-	-	-	-	Processing and Preserving of Seafood	18
-	-	-	-	-	Processing and Preserving of Fruits & Vegetables	19
-	-	-	-	-	Dairy Products	20
-	-	-	-	-	Vegetable & Animal Oils and Fats	21
-	-	-	-	-	Grain Mill Products, Starches and Starch Products	22
-	-	-	-	-	Bakery Products	23
-	-	-	-	-	Confectionery	24
297	-	-	-	-	Other Food Processing	25
-	-	-	-	-	Prepared Animal Feeds	26
-	-	-	-	-	Spirits, Wines and Liquors	27
-	-	-	-	190	Soft Drinks, Mineral Waters and Other Bottled Waters	28
-	-	-	-	-	Tobacco Products	29
-	-	-	1,294	38,905	Preparation, Spinning and Weaving of Textiles	30
-	-	-	-	122	Finishing of Textiles	31
-	-	-	-	252,679	Other Textiles	32
7,409	2,464	491	823	5,897	Wearing Apparel	33
-	-	-	-	2,038	Leather Products	34
29,358	-	-	11,193	-	Footwear	35
1,129,593	2,071,125	687,355	790,451	153,668	Sawmilling and Planning of Wood	36
735,320	2,164,978	234,596	168,611	139,744	Veneer Sheets and Wood-based Panels	37
141,479	10,926	14,026	864	-	Builders' Carpentry and Joinery	38
38,834	6,685	5,257	90,008	31,957	Wooden Containers and Other Wood Products	39
26,158	225,107	56,311	21,779	4,315,403	Paper and Paper Products	40
41,656	38,102	7,388	3,808	18,281	Furniture	41
-	-	-	-	-	Reproduction of Recorded Media	42
837	956	231	226	815,557	Printing	43
827,371	640,612	34,942	80,436	986,731	Coke and Refined Petroleum Products	44
389,085	992,270	51,185	77,411	1,188,626	Basic Chemicals	45
-	123	-	-	1,743	Fertilizers and Nitrogen Compounds	46
246,421	235,311	45,813	12,471	422,353	Paints and Varnishes	47
-	12,190	-	-	354,981	Pharmaceuticals, Medicinal Chemical and Botanical Products	48
-	128,156	6	89	7,626	Soaps & Detergents, Cleaning & Polishing, Perfumes and Toilet Preparations	49
271,565	1,241,595	26,419	46,424	695,731	Other Chemicals Products	50
-	-	-	-	-	Rubber Tyres and Tubes	51
-	-	-	-	17,786	Rubber Processing	52
-	-	-	1	15,885	Rubber Gloves	53
-	-	-	5	-	Other Rubber Products	54
11,821	10,236	7,193	14,552	65,604	Plastic Products	55
1,988	1,592	4,321	4,930	96	Glass and Glass Products	56
-	-	-	-	-	Refractory, Clay, Porcelain and Ceramic Products	57
-	-	-	-	-	Cement, Lime and Plaster	58
-	-	-	-	75,599	Non-Metallic Mineral Products	59
-	-	57,955	3,593	1,412	Basic Iron and Steel	60
30,009	1,141	10,795	4,295	152,557	Basic Precious and Other Non-Ferrous Metals	61
-	-	-	-	14,310	Casting of Metals	62
-	-	5,753	357	13,169	Structural Metal Products, Tanks, Reservoirs and Steam Generators	63
25,875	123,127	51,630	89,003	87,265	Other Fabricated Metal Products	64
-	-	-	4,971	-	Engines & Turbines, Fluid Power Equipment, Other Pumps, Compressors, Taps and Valves	65
123,710	81,965	13,732	18,289	130,674	Other General Purpose Machinery	66
4,668	1,308	173	803	124,571	Weapons, Ammunition and Special Purpose Machinery	67
-	-	-	-	-	Domestic Appliances	68

Jadual 5: Jadual Penggunaan pada Harga Pembeli, Komoditi mengikut Aktiviti (RM'000), 2019

Table 5: Use Tables at Purchasers' Prices, Commodity by Activity (RM'000), 2019

	Komoditi / Aktiviti	Penyiapan Akhir Tekstil *Finishing of Textiles*	Tekstil Lain *Other Textiles*	Pakaian *Wearing Apparel*	Produk Kulit *Leather Products*	Kasut *Footwear*
		31	32	33	34	35
69	Komputer, Peranti, Mesin dan Kelengkapan Pejabat	1,385	2,847	7,011	379	1,122
70	Motor Elektrik, Penjana dan Transformer	-	-	-	-	-
71	Perkakasan Pengagihan & Pengawalan Elektrik, Bateri dan Akumulator	-	-	-	-	-
72	Kabel Gentian Optikal, Elektronik dan Elektrik Lain	-	-	-	-	-
73	Alatan Pendawaian, Kelengkapan Pencahayaan Elektrik dan Elektrik Lain	-	-	-	-	-
74	Komponen dan Papan Elektronik	-	-	-	-	-
75	Peralatan Komunikasi dan Elektronik Pengguna	13,871	23,513	149,918	4,420	9,162
76	Peralatan Penyinaran, Perubatan Elektro dan Elektroterapeutik	-	-	-	-	-
77	Kelengkapan Mengukur, Menguji, Memandu Arah dan Kawalan	-	-	-	-	-
78	Instrumen Optikal, Alatan Fotografi, Media Magnetik dan Optikal	-	-	-	-	-
79	Jam Tangan dan Jam	-	-	-	-	-
80	Kenderaan Bermotor, Treler dan Semi Treler	11,779	27,931	183,520	11,995	21,025
81	Motosikal	-	-	-	-	-
82	Kapal, Bot, Basikal dan 'Invalid Carriages'	-	-	-	-	-
83	Kelengkapan Pengangkutan Lain	-	-	-	-	-
84	Pembuatan Lain	3,191	8,112	270,117	7,963	1,607
85	Pembaikan & Pemasangan Mesin dan Kelengkapan	53,097	42,109	203,136	6,356	73,244
86	Elektrik dan Gas	130,070	282,542	326,269	24,956	70,403
87	Air	7,435	21,214	26,970	1,428	2,391
88	Pembetungan, Pengurusan Sisa dan Aktiviti Pemulihan	1,070	2,038	62,017	1,885	1,840
89	Bangunan Kediaman	-	-	-	-	-
90	Bangunan Bukan Kediaman	-	-	-	-	-
91	Kejuruteraan Awam	-	-	-	-	-
92	Aktiviti Pembinaan Pertukangan Khas	-	-	-	-	-
93	Perdagangan Borong & Runcit, Pembaikan Kenderaan Bermotor dan Motosikal	1,769	4,194	27,557	1,801	3,157
94	Penginapan	-	-	-	-	-
95	Makanan dan Minuman	1,729	9,097	17,865	1,256	4,458
96	Pengangkutan Darat	1,084	2,229	13,809	1,050	1,600
97	Pengangkutan Air	266	546	3,486	377	638
98	Pengangkutan Udara	1,625	3,333	20,765	1,566	2,372
99	Penggudangan dan Aktiviti Sokongan untuk Pengangkutan	610	1,500	46,073	1,404	381
100	Perkhidmatan berkaitan Pengangkutan Air dan Udara	-	-	-	-	-
101	Perkhidmatan Operasi Lebuhraya, Jambatan dan Terowong	-	-	-	-	-
102	Perkhidmatan Pos dan Kurier	2,447	3,205	13,372	628	1,554
103	Aktiviti Penerbitan	-	-	-	-	-
104	Telekomunikasi	3,812	9,591	43,527	2,560	4,839
105	Aktiviti Wayang Gambar, Pemprograman dan Penyiaran	-	-	-	-	-
106	Perkhidmatan Komputer dan Maklumat	1,551	186	2,227	178	50
107	Perantaraan Kewangan	13,808	29,941	83,053	11,236	12,248
108	Perkhidmatan Kewangan Lain	2,492	5,125	18,817	1,216	2,493
109	Insurans/ Takaful dan Tabungan Pencen	6,664	20,164	47,891	3,950	23,927
110	Aktiviti Sokongan Perkhidmatan Kewangan dan Insurans/ Takaful	129	341	1,667	108	225
111	Hartanah	3,511	10,506	55,348	2,425	4,665
112	Pemilikan Kediaman	-	-	-	-	-
113	Sewaan dan Pajakan	249	229	365	-	3,468
114	Penyelidikan dan Pembangunan Saintifik	-	-	-	-	-
115	Profesional	55,191	52,894	1,128,849	18,378	38,502
116	Perkhidmatan Perniagaan	5,710	4,149	22,565	1,743	765
117	Pentadbiran Awam	-	-	-	-	-
118	Pendidikan	-	-	-	-	-
119	Kesihatan	-	-	-	-	-
120	Ketenteraman dan Keselamatan Awam	-	-	-	-	-
121	Pentadbiran Awam Lain	-	-	-	-	-
122	Institusi bukan Keuntungan yang Berkhidmat kepada Isi Rumah	-	-	-	-	-
123	Kesenian, Hiburan dan Rekreasi	-	-	-	-	-
124	Perkhidmatan Swasta Lain	-	-	-	-	-
	JUMLAH INPUT PERANTARAAN	**1,131,708**	**2,453,954**	**6,807,093**	**920,941**	**1,003,848**
	Pembelian Langsung oleh Residen di Luar Negeri	-	-	-	-	-
	Pembelian Dalam Negeri oleh Bukan Residen	-	-	-	-	-
	JUMLAH INPUT	**1,131,708**	**2,453,954**	**6,807,093**	**920,941**	**1,003,848**
	Nilai Ditambah Kasar	**490,732**	**937,027**	**2,462,917**	**298,502**	**490,723**
	Pampasan Pekerja	256,404	542,817	1,854,916	169,012	309,501
	Cukai Bersih Lain ke atas Pengeluaran	5,237	10,935	29,791	3,956	4,811
	Lebihan Kendalian, Kasar	229,091	383,274	578,210	125,534	176,411
	Penggunaan Modal Tetap	56,448	117,978	322,520	42,427	51,999
	Lebihan Kendalian, Bersih	172,643	265,296	255,690	83,107	124,412
	JUMLAH OUTPUT	**1,622,440**	**3,390,981**	**9,270,010**	**1,219,443**	**1,494,571**

Jadual 5: Jadual Penggunaan pada Harga Pembeli, Komoditi mengikut Aktiviti (RM'000), 2019

Table 5: Use Tables at Purchasers' Prices, Commodity by Activity (RM'000), 2019

Pengilangan dan Pengetaman Kayu *Sawmilling and Planning of Wood*	Kepingan Venier dan Panel berasaskan Kayu *Veneer Sheets and Wood-based Panels*	Pertukangan Kayu dan Tanggam untuk Jurubina *Builders' Carpentry and Joinery*	Bekas Kayu *Wooden Containers*	Produk Kayu Lain *Other Wood Products*	Activity / Commodity	
36	37	38	39	40		
7,601	5,260	877	36,939	9,332	Computers, Peripheral, Office Equipment and Machinery	69
-	-	-	-	-	Electric Motors, Generators and Transformers	70
-	-	-	-	-	Electricity Distribution & Control Apparatus, Batteries and Accumulators	71
-	-	-	-	-	Fibre Optic Cables, Electronic and Other Electric	72
-	-	-	-	-	Wiring Devices, Electric Lighting Equipment and Other Electrical	73
-	-	-	-	738	Electronic Components and Boards	74
52,613	114,952	31,053	17,451	2,419,758	Communication Equipment and Consumer Electronics	75
-	-	-	-	-	Irradiation Equipment, Electro Medical and Electrotherapeutic	76
-	-	-	-	-	Measuring Equipment, Testing, Navigating and Control	77
-	-	-	-	534	Optical Instruments, Photographic Equipment, Magnetic and Optical Media	78
-	-	-	-	-	Watches and Clocks	79
1,029,729	106,604	21,594	36,907	196,576	Motor Vehicles, Trailers and Semi Trailers	80
-	-	-	-	-	Motorcycles	81
-	-	-	-	-	Ships, Boats, Bicycles and Invalid Carriages	82
-	-	-	-	-	Other Transport Equipment	83
4,760	5,441	1,316	1,284	20,815	Other Manufacturing	84
145,630	207,800	25,849	31,460	261,253	Repair & Installation of Machinery and Equipment	85
263,831	663,091	84,550	64,908	927,802	Electricity and Gas	86
24,809	23,118	3,243	8,221	33,679	Water	87
2,026	3,346	562	698	4,746	Sewerage, Waste Management and Remediation Activities	88
-	-	-	-	-	Residential Buildings	89
-	-	-	-	-	Non-Residential Buildings	90
-	-	-	-	-	Civil Engineering	91
-	-	-	-	-	Specialised Construction Activities	92
154,624	16,008	3,243	5,542	29,518	Wholesale & Retail Trade, Repair of Motor Vehicles and Motorcycles	93
-	-	-	-	-	Accommodation	94
10,963	4,894	3,329	5,116	31,157	Food and Beverage	95
9,207	4,521	1,515	2,670	13,059	Land Transport	96
3,705	1,108	1,218	1,130	3,199	Water Transport	97
13,867	6,761	2,270	3,994	5,056	Air Transport	98
1,454	1,230	329	405	2,665	Warehousing and Support Activities for Transportation	99
-	-	-	-	-	Services Incidental to Water and Air Transportation	100
-	-	-	-	-	Highway Operation Services, Bridge and Tunnel	101
2,949	3,127	805	1,732	9,176	Postal and Courier Activities	102
-	-	-	-	-	Publishing Activities	103
26,095	11,144	4,268	9,051	58,948	Telecommunications	104
-	-	-	-	-	Motion Picture, Programming and Broadcasting Activities	105
756	1,302	305	426	10,266	Computer and Information Services	106
108,846	141,223	19,453	22,019	206,382	Monetary Intermediation	107
12,928	17,768	2,352	2,711	25,603	Other Financial Service	108
43,481	48,212	9,525	13,752	102,027	Insurance/ Takaful and Pension Funding	109
1,061	506	204	625	1,335	Activities Auxiliary to Financial Service and Insurance/ Takaful	110
33,646	22,013	4,838	8,862	39,027	Real Estate	111
-	-	-	-	-	Ownership of Dwellings	112
707	405	1,196	21	17,323	Rental and Leasing	113
-	-	-	-	-	Scientific Research and Development	114
267,933	457,549	38,405	60,375	412,153	Professional	115
35,072	7,397	5,766	2,587	14,623	Business Services	116
-	-	-	-	-	Public Administration	117
-	-	-	-	-	Education	118
-	-	-	-	-	Health	119
-	-	-	-	-	Public Order and Safety	120
-	-	-	-	-	Other Public Administration	121
-	-	-	-	-	Non-Profit Institutions Serving Households	122
-	-	-	-	-	Arts, Entertainment and Recreation	123
-	-	-	-	-	Other Private Services	124
8,921,120	**11,574,734**	**1,594,420**	**1,804,715**	**16,915,219**	TOTAL INTERMEDIATE INPUT	
-	-	-	-	-	Direct Purchases Abroad by Residents	
-	-	-	-	-	Domestic Purchases by Non-Residents	
8,921,120	**11,574,734**	**1,594,420**	**1,804,715**	**16,915,219**	TOTAL INPUT	
3,294,884	**3,265,973**	**556,229**	**729,365**	**4,875,534**	Gross Value Added	
1,659,700	2,553,381	655,624	552,111	3,141,649	Compensation of Employees	
39,019	47,908	6,963	8,190	70,095	Other Net Taxes on Production	
1,596,165	664,684	(106,358)	169,064	1,663,790	Operating Surplus, Gross	
359,688	436,969	63,324	74,613	641,606	Consumption of Fixed Capital	
1,236,477	227,715	(169,682)	94,451	1,022,183	Operating Surplus, Net	
12,216,004	**14,840,707**	**2,150,648**	**2,534,080**	**21,790,752**	TOTAL OUTPUT	

Jadual 5: Jadual Penggunaan pada Harga Pembeli, Komoditi mengikut Aktiviti (RM'000), 2019

Table 5: Use Tables at Purchasers' Prices, Commodity by Activity (RM'000), 2019

	Komoditi / Aktiviti	Kertas & Produk Kertas dan Perabot *Paper & Paper Products and Furniture*	Penerbitan Semula Media Rakaman *Reproduction of Recorded Media*	Percetakan *Printing*	Kok dan Produk Petroleum Bertapis *Coke and Refined Petroleum Products*	Kimia Asas *Basic Chemicals*
		41	42	43	44	45
1	Padi	-	-	-	-	83
2	Tanaman Makanan	-	-	-	-	-
3	Sayur-sayuran	-	-	-	-	40
4	Buah-buahan	-	-	-	-	-
5	Getah	-	-	-	-	-
6	Kelapa Sawit	-	-	-	-	-
7	Tanaman Bunga	-	-	-	-	-
8	Pertanian Lain	-	-	-	-	91
9	Ternakan Ayam dan Itik	-	-	-	-	-
10	Ternakan Lain	-	-	-	-	-
11	Perhutanan dan Pembalakan	110,157	-	-	-	-
12	Perikanan dan Akuakultur	-	-	-	-	-
13	Minyak Mentah dan Gas Asli	-	-	-	121,060,269	-
14	Perlombongan Bijih Besi	-	-	-	-	41,858
15	Pengkuarian Batu, Pasir dan Tanah Liat	-	-	-	-	39,711
16	Perlombongan dan Pengkuarian Lain	-	-	-	-	6,015
17	Pemprosesan dan Pengawetan Daging	-	-	-	-	-
18	Pemprosesan dan Pengawetan Makanan Laut	-	-	-	-	-
19	Pemprosesan dan Pengawetan Buah-buahan & Sayur-sayuran	-	-	-	-	41,518
20	Produk Tenusu	-	-	-	-	-
21	Minyak & Lemak Sayuran dan Haiwan	-	-	-	-	-
22	Produk Bijian, Kanji dan Produk Berkanji	-	-	-	-	-
23	Produk Bakeri	-	-	-	-	-
24	Manisan	-	-	-	-	373,019
25	Prosesan Makanan Lain	-	-	-	-	11
26	Makanan Haiwan Tersedia	-	-	-	-	-
27	Spirit, Wain dan Minuman Keras	-	-	-	-	-
28	Minuman Ringan, Air Mineral dan Minuman Lain yang Dibotolkan	-	-	-	1	1,547
29	Produk Tembakau	-	-	-	-	-
30	Penyediaan, Pemintalan dan Penenunan Tekstil	70,823	-	5,653	-	-
31	Penyiapan Akhir Tekstil	7	-	63	-	-
32	Tekstil Lain	71,013	-	10,440	322	4,513
33	Pakaian	6,250	59	8,605	1,873	12,991
34	Produk Kulit	71,683	-	-	-	-
35	Kasut	10,635	-	-	-	-
36	Pengilangan dan Pengetaman Kayu	2,907,605	-	54,356	1,319	4,984
37	Kepingan Venier dan Panel berasaskan Kayu	2,002,464	72	50,607	9,928	6,291
38	Pertukangan Kayu dan Tanggam untuk Jurubina	7,627	-	-	-	-
39	Bekas Kayu dan Produk Kayu Lain	101,689	55	1,852	246	34,512
40	Kertas dan Produk Kertas	135,398	868	2,278,119	5,453	79,104
41	Perabot	474,661	34	9,710	14,622	44,584
42	Penerbitan Semula Media Rakaman	-	343	12,666	-	-
43	Percetakan	1,590	393	487,802	1,072	2,322
44	Kok dan Produk Petroleum Bertapis	336,895	1,058	249,407	6,859,569	29,273,054
45	Kimia Asas	425,519	2,628	1,032,778	9,832,524	19,032
46	Baja dan Sebatian Nitrogen	2,237	-	41	-	114,814
47	Cat dan Varnis	350,592	4	692,723	4,234	52,336
48	Produk Farmaseutikal, Kimia Perubatan dan Botani	69,036	-	134,029	593	3,950
49	Sabun & Bahan Pencuci, Pencuci dan Pengilat, Pewangi dan Dandanan Diri	3,477	-	11,181	-	5,454
50	Produk Kimia Lain	341,940	1,781	496,618	697,869	628,003
51	Tayar dan Tiub Getah	330	-	-	100,940	-
52	Prosesan Getah	92,280	-	-	-	-
53	Sarung Tangan Getah	2,472	-	152	-	-
54	Produk Getah Lain	11,464	-	1,533	-	-
55	Produk Plastik	41,794	2,141	29,795	25,782	108,861
56	Kaca dan Produk Kaca	31,269	-	520	179	64,726
57	Produk Refraktori, Tanah Liat, Porselin dan Seramik	1,309	-	-	-	27,935
58	Simen, Kapur dan Plaster	3,116	-	-	-	265,598
59	Produk Mineral bukan Logam	28,021	-	4,476	2,008	15,723
60	Besi dan Keluli Asas	281,112	-	24,507	810	180,126
61	Logam Asas Berharga dan Logam bukan Ferus Lain	121,010	-	55,195	519,361	187,110
62	Pengacuan Logam	3,093	-	2,620	-	-
63	Produk Struktur Logam, Tangki, Takungan dan Penjana Wap	152,545	-	4,818	99	326,602
64	Produk Logam Lain yang Direka	809,605	300	50,698	27,421	284,073
65	Enjin & Turbin, Alatan Kuasa Bendalir, Pam, Pemampat, Kepala Paip dan Injap Lain	-	-	-	-	-
66	Jentera Kegunaan Umum Lain	79,602	290	69,266	121,547	371,739
67	Senjata, Peluru dan Mesin bertujuan Khas	25,993	-	5,509	3,384	6,108
68	Perkakasan Domestik	-	-	492	-	-

Jadual 5: Jadual Penggunaan pada Harga Pembeli, Komoditi mengikut Aktiviti (RM'000), 2019

Table 5: Use Tables at Purchasers' Prices, Commodity by Activity (RM'000), 2019

Baja dan Sebatian Nitrogen *Fertilizers and Nitrogen Compounds*	**Cat dan Varnis** *Paints and Varnishes*	**Produk Farmaseutikal, Kimia Perubatan dan Botani** *Pharmaceuticals, Medicinal Chemical and Botanical Products*	**Sabun & Bahan Pencuci, Pencuci dan Pengilat, Pewangi & Dandanan Diri** *Soap & Detergents, Cleaning dan Polishing, Perfumes &*	**Produk Kimia Lain** *Other Chemicals Products*	***Activity*** / ***Commodity***	
46	**47**	**48**	**49**	**50**		
-	-	-	-	-	***Paddy***	***1***
-	-	4,861	-	-	***Food Crops***	***2***
-	-	704	-	-	***Vegetables***	***3***
-	-	43	-	-	***Fruits***	***4***
-	-	-	-	-	***Rubber***	***5***
-	-	-	-	-	***Oil Palm***	***6***
-	-	153	-	-	***Flower Plants***	***7***
551	-	918	-	-	***Other Agriculture***	***8***
-	-	-	-	-	***Poultry Farming***	***9***
-	-	-	-	-	***Other Livestock***	***10***
-	-	-	-	-	***Forestry and Logging***	***11***
-	-	143	-	-	***Fishing and Aquaculture***	***12***
-	-	-	-	-	***Crude Oil and Natural Gas***	***13***
-	-	-	-	-	***Mining of Metal Ores***	***14***
-	-	-	-	79	***Quarrying of Stone, Sand and Clay***	***15***
852,146	-	-	-	83,632	***Other Mining and Quarrying***	***16***
14,550	-	-	-	-	***Processing and Preserving of Meat***	***17***
2,638	-	-	-	-	***Processing and Preserving of Seafood***	***18***
-	-	2,879	-	-	***Processing and Preserving of Fruits & Vegetables***	***19***
-	-	-	192	-	***Dairy Products***	***20***
-	-	8,077	33,648	-	***Vegetable & Animal Oils and Fats***	***21***
18,257	-	-	99	-	***Grain Mill Products, Starches and Starch Products***	***22***
-	-	-	-	-	***Bakery Products***	***23***
160	-	-	-	-	***Confectionery***	***24***
-	-	-	1,893	7	***Other Food Processing***	***25***
-	-	-	-	-	***Prepared Animal Feeds***	***26***
-	-	-	-	-	***Spirits, Wines and Liquors***	***27***
-	-	7,186	567	-	***Soft Drinks, Mineral Waters and Other Bottled Waters***	***28***
-	-	-	-	-	***Tobacco Products***	***29***
-	-	4,864	32	417	***Preparation, Spinning and Weaving of Textiles***	***30***
12	64	-	363	-	***Finishing of Textiles***	***31***
63	743	20,248	617	32,877	***Other Textiles***	***32***
3,287	3,830	1,836	1,633	34,894	***Wearing Apparel***	***33***
-	-	-	-	-	***Leather Products***	***34***
-	-	78,596	-	545	***Footwear***	***35***
35,198	-	-	-	1,165	***Sawmilling and Planning of Wood***	***36***
2,552	13,879	963	1,855	124,291	***Veneer Sheets and Wood-based Panels***	***37***
-	-	-	-	-	***Builders' Carpentry and Joinery***	***38***
189	2,091	326	3,173	100,107	***Wooden Containers and Other Wood Products***	***39***
4,552	15,332	34,089	77,203	225,676	***Paper and Paper Products***	***40***
2,062	3,224	12,018	4,726	39,479	***Furniture***	***41***
-	-	-	-	-	***Reproduction of Recorded Media***	***42***
282	577	738	640	6,433	***Printing***	***43***
574,695	57,591	43,809	361,621	3,742,146	***Coke and Refined Petroleum Products***	***44***
881,834	1,526,182	730,220	1,251,696	15,422,815	***Basic Chemicals***	***45***
97,284	338	28,450	7,416	500,557	***Fertilizers and Nitrogen Compounds***	***46***
78,444	531,651	4	2,181	109,514	***Paints and Varnishes***	***47***
-	2,602	50,898	10,406	7,295	***Pharmaceuticals, Medicinal Chemical and Botanical Products***	***48***
-	4,518	9,116	2,161,753	38,226	***Soaps & Detergents, Cleaning & Polishing, Perfumes and Toilet Preparations***	***49***
159,646	1,198,310	1,549,937	337,734	8,112,321	***Other Chemicals Products***	***50***
-	-	-	-	-	***Rubber Tyres and Tubes***	***51***
-	-	746	-	59,206	***Rubber Processing***	***52***
-	-	8,418	-	-	***Rubber Gloves***	***53***
-	-	-	-	-	***Other Rubber Products***	***54***
90,477	43,846	49,340	95,225	1,274,938	***Plastic Products***	***55***
1	751	28,254	7,823	164,022	***Glass and Glass Products***	***56***
-	-	-	-	1,823	***Refractory, Clay, Porcelain and Ceramic Products***	***57***
-	-	-	-	63	***Cement, Lime and Plaster***	***58***
839	4,137	69	-	285,589	***Non-Metallic Mineral Products***	***59***
-	-	-	5,882	7,878	***Basic Iron and Steel***	***60***
223	12,572	969	22	134,966	***Basic Precious and Other Non-Ferrous Metals***	***61***
-	-	-	-	-	***Casting of Metals***	***62***
-	-	79	584	1,227	***Structural Metal Products, Tanks, Reservoirs and Steam Generators***	***63***
62	108,699	14,695	4,369	209,638	***Other Fabricated Metal Products***	***64***
-	-	-	-	-	***Engines & Turbines, Fluid Power Equipment, Other Pumps, Compressors, Taps and Valves***	***65***
17,129	19,752	58,918	36,304	326,721	***Other General Purpose Machinery***	***66***
52	23,915	-	562	5,809	***Weapons, Ammunition and Special Purpose Machinery***	***67***
-	-	100	-	-	***Domestic Appliances***	***68***

Jadual 5: Jadual Penggunaan pada Harga Pembeli, Komoditi mengikut Aktiviti (RM'000), 2019

Table 5: Use Tables at Purchasers' Prices, Commodity by Activity (RM'000), 2019

	Komoditi / Aktiviti	Kertas & Produk Kertas dan Perabot *Paper & Paper Products and Furniture*	Penerbitan Semula Media Rakaman *Reproduction of Recorded Media*	Percetakan *Printing*	Kok dan Produk Petroleum Bertapis *Coke and Refined Petroleum Products*	Kimia Asas *Basic Chemicals*
		41	42	43	44	45
69	Komputer, Peranti, Mesin dan Kelengkapan Pejabat	35,816	18,733	32,187	7,339	12,879
70	Motor Elektrik, Penjana dan Transformer	-	-	628	-	-
71	Perkakasan Pengagihan & Pengawalan Elektrik, Bateri dan Akumulator	306	-	6,428	-	-
72	Kabel Gentian Optikal, Elektronik dan Elektrik Lain	217	-	-	-	-
73	Alatan Pendawaian, Kelengkapan Pencahayaan Elektrik dan Elektrik Lain	105	-	-	-	-
74	Komponen dan Papan Elektronik	469,727	-	224	-	973
75	Peralatan Komunikasi dan Elektronik Pengguna	68,520	707	1,166,681	4,005	22,661
76	Peralatan Penyinaran, Perubatan Elektro dan Elektroterapeutik	-	-	-	-	-
77	Kelengkapan Mengukur, Menguji, Memandu Arah dan Kawalan	1,049	-	8,737	-	574
78	Instrumen Optikal, Alatan Fotografi, Media Magnetik dan Optikal	522	-	1,573	-	-
79	Jam Tangan dan Jam	-	-	-	-	-
80	Kenderaan Bermotor, Treler dan Semi Treler	164,160	1,505	157,086	81,093	214,143
81	Motosikal	-	-	-	-	-
82	Kapal, Bot, Basikal dan 'Invalid Carriages'	-	-	-	-	-
83	Kelengkapan Pengangkutan Lain	-	-	-	-	-
84	Pembuatan Lain	9,395	2,234	10,839	6,096	13,209
85	Pembaikan & Pemasangan Mesin dan Kelengkapan	218,554	252	93,315	306,961	822,951
86	Elektrik dan Gas	366,722	790	226,901	484,475	2,599,769
87	Air	45,268	209	30,145	27,952	191,152
88	Pembetungan, Pengurusan Sisa dan Aktiviti Pemulihan	4,605	494	4,126	3,932	9,043
89	Bangunan Kediaman	-	-	-	-	-
90	Bangunan Bukan Kediaman	-	-	-	-	-
91	Kejuruteraan Awam	-	-	-	-	-
92	Aktiviti Pembinaan Pertukangan Khas	-	-	-	-	-
93	Perdagangan Borong & Runcit, Pembaikan Kenderaan Bermotor dan Motosikal	8,109	226	23,546	12,177	32,156
94	Penginapan	-	-	-	-	-
95	Makanan dan Minuman	26,972	105	29,039	16,870	89,735
96	Pengangkutan Darat	14,408	46	11,825	8,061	44,071
97	Pengangkutan Air	3,524	31	2,908	1,991	10,802
98	Pengangkutan Udara	21,507	69	17,748	12,150	65,929
99	Penggudangan dan Aktiviti Sokongan untuk Pengangkutan	2,535	376	2,660	1,595	7,072
100	Perkhidmatan berkaitan Pengangkutan Air dan Udara	-	-	-	-	-
101	Perkhidmatan Operasi Lebuhraya, Jambatan dan Terowong	-	-	-	-	-
102	Perkhidmatan Pos dan Kurier	6,174	16	20,081	1,785	11,380
103	Aktiviti Penerbitan	-	-	-	-	-
104	Telekomunikasi	62,506	128	47,984	13,032	47,326
105	Aktiviti Wayang Gambar, Pemprograman dan Penyiaran	-	-	-	-	-
106	Perkhidmatan Komputer dan Maklumat	3,092	55	6,715	36,647	42,879
107	Perantaraan Kewangan	139,286	459	101,629	1,746,692	474,516
108	Perkhidmatan Kewangan Lain	36,388	43	13,656	45,161	41,926
109	Insurans/ Takaful dan Tabungan Pencen	77,865	63	65,072	97,527	226,884
110	Aktiviti Sokongan Perkhidmatan Kewangan dan Insurans/ Takaful	3,650	8	1,888	974	1,669
111	Hartanah	30,265	277	38,274	75,485	52,295
112	Pemilikan Kediaman	-	-	-	-	-
113	Sewaan dan Pajakan	2,047	-	1,290	1,203	203,065
114	Penyelidikan dan Pembangunan Saintifik	-	-	-	-	-
115	Profesional	384,404	712	387,647	801,989	944,706
116	Perkhidmatan Perniagaan	21,961	46	32,540	73,778	79,502
117	Pentadbiran Awam	-	-	-	-	-
118	Pendidikan	-	-	-	-	-
119	Kesihatan	-	-	-	-	-
120	Ketenteraman dan Keselamatan Awam	-	-	-	-	-
121	Pentadbiran Awam Lain	-	-	-	-	-
122	Institusi bukan Keuntungan yang Berkhidmat kepada Isi Rumah	-	-	-	-	-
123	Kesenian, Hiburan dan Rekreasi	-	-	-	-	-
124	Perkhidmatan Swasta Lain	-	-	-	-	-
	JUMLAH INPUT PERANTARAAN	**11,415,973**	**37,611**	**8,329,600**	**143,160,393**	**38,891,700**
	Pembelian Langsung oleh Residen di Luar Negeri	-	-	-	-	-
	Pembelian Dalam Negeri oleh Bukan Residen	-	-	-	-	-
	JUMLAH INPUT	**11,415,973**	**37,611**	**8,329,600**	**143,160,393**	**38,891,700**
	Nilai Ditambah Kasar	**4,778,892**	**16,578**	**4,224,914**	**46,400,707**	**20,563,437**
	Pampasan Pekerja	3,350,404	9,896	2,914,454	2,136,029	2,611,559
	Cukai Bersih Lain ke atas Pengeluaran	52,128	176	40,246	625,903	188,365
	Lebihan Kendalian, Kasar	1,376,360	6,505	1,270,213	43,638,776	17,763,513
	Penggunaan Modal Tetap	476,841	1,596	369,655	7,691,070	2,412,276
	Lebihan Kendalian, Bersih	899,519	4,909	900,558	35,947,706	15,351,237
	JUMLAH OUTPUT	**16,194,865**	**54,189**	**12,554,514**	**189,561,101**	**59,455,137**

Jadual 5: Jadual Penggunaan pada Harga Pembeli, Komoditi mengikut Aktiviti (RM'000), 2019

Table 5: Use Tables at Purchasers' Prices, Commodity by Activity (RM'000), 2019

Baja dan Sebatian Nitrogen *Fertilizers and Nitrogen Compounds*	**Cat dan Varnis** *Paints and Varnishes*	**Produk Farmaseutikal, Kimia Perubatan dan Botani** *Pharmaceuticals, Medicinal Chemical and Botanical Products*	**Sabun & Bahan Pencuci, Pencuci dan Pengilat, Pewangi & Dandanan Diri** *Soap & Detergents, Cleaning dan Polishing, Perfumes &*	**Produk Kimia Lain** *Other Chemicals Products*	***Activity*** / ***Commodity***	
46	**47**	**48**	**49**	**50**		
1,114	1,215	3,641	2,289	12,148	***Computers, Peripheral, Office Equipment and Machinery***	***69***
-	-	-	-	-	***Electric Motors, Generators and Transformers***	***70***
2	-	-	564	43,570	***Electricity Distribution & Control Apparatus, Batteries and Accumulators***	***71***
-	-	-	-	-	***Fibre Optic Cables, Electronic and Other Electric***	***72***
-	-	-	-	-	***Wiring Devices, Electric Lighting Equipment and Other Electrical***	***73***
-	2,235	3,401	-	-	***Electronic Components and Boards***	***74***
2,624	10,097	26,879	41,059	75,024	***Communication Equipment and Consumer Electronics***	***75***
-	-	1,935	-	-	***Irradiation Equipment, Electro Medical and Electrotherapeutic***	***76***
-	-	-	-	-	***Measuring Equipment, Testing, Navigating and Control***	***77***
-	-	-	-	-	***Optical Instruments, Photographic Equipment, Magnetic and Optical Media***	***78***
-	-	-	-	10,864	***Watches and Clocks***	***79***
10,388	16,719	64,859	21,992	247,204	***Motor Vehicles, Trailers and Semi Trailers***	***80***
-	-	-	-	-	***Motorcycles***	***81***
-	-	-	-	-	***Ships, Boats, Bicycles and Invalid Carriages***	***82***
-	-	-	-	-	***Other Transport Equipment***	***83***
1,603	3,281	4,199	3,639	36,597	***Other Manufacturing***	***84***
66,099	157,768	48,356	69,912	465,306	***Repair & Installation of Machinery and Equipment***	***85***
52,391	678,297	112,039	127,785	1,104,818	***Electricity and Gas***	***86***
16,421	6,839	7,599	15,244	104,653	***Water***	***87***
934	1,948	1,912	1,508	15,026	***Sewerage, Waste Management and Remediation Activities***	***88***
-	-	-	-	-	***Residential Buildings***	***89***
-	-	-	-	-	***Non-Residential Buildings***	***90***
-	-	-	-	-	***Civil Engineering***	***91***
-	-	-	-	-	***Specialised Construction Activities***	***92***
1,560	2,511	9,734	3,302	31,147	***Wholesale & Retail Trade, Repair of Motor Vehicles and Motorcycles***	***93***
-	-	-	-	-	***Accommodation***	***94***
2,029	13,602	9,321	6,259	33,082	***Food and Beverage***	***95***
2,454	6,508	5,709	8,926	31,797	***Land Transport***	***96***
604	1,564	1,398	2,184	7,748	***Water Transport***	***97***
3,852	9,546	8,534	13,328	49,664	***Air Transport***	***98***
444	1,002	1,108	1,242	11,220	***Warehousing and Support Activities for Transportation***	***99***
-	-	-	-	-	***Services Incidental to Water and Air Transportation***	***100***
-	-	-	-	-	***Highway Operation Services, Bridge and Tunnel***	***101***
617	2,628	2,918	3,835	12,189	***Postal and Courier Activities***	***102***
-	-	-	-	-	***Publishing Activities***	***103***
7,679	13,772	10,386	20,390	88,767	***Telecommunications***	***104***
-	-	-	-	-	***Motion Picture, Programming and Broadcasting Activities***	***105***
3,862	3,777	1,235	3,555	19,547	***Computer and Information Services***	***106***
41,504	60,168	40,357	62,836	428,049	***Monetary Intermediation***	***107***
3,946	5,659	4,504	7,050	40,361	***Other Financial Service***	***108***
16,024	25,022	13,655	97,825	131,605	***Insurance/ Takaful and Pension Funding***	***109***
263	373	539	2,042	2,053	***Activities Auxiliary to Financial Service and Insurance/ Takaful***	***110***
4,901	9,043	13,261	10,758	41,618	***Real Estate***	***111***
-	-	-	-	-	***Ownership of Dwellings***	***112***
-	64,746	14,214	31,803	112,667	***Rental and Leasing***	***113***
-	-	-	-	-	***Scientific Research and Development***	***114***
310,172	241,184	122,980	154,849	716,060	***Professional***	***115***
12,991	17,314	20,387	25,661	156,161	***Business Services***	***116***
-	-	-	-	-	***Public Administration***	***117***
-	-	-	-	-	***Education***	***118***
-	-	-	-	-	***Health***	***119***
-	-	-	-	-	***Public Order and Safety***	***120***
-	-	-	-	-	***Other Public Administration***	***121***
-	-	-	-	-	***Non-Profit Institutions Serving Households***	***122***
-	-	-	-	-	***Arts, Entertainment and Recreation***	***123***
-	-	-	-	-	***Other Private Services***	***124***
3,401,664	**4,931,418**	**3,307,723**	**5,150,058**	**35,083,297**	***TOTAL INTERMEDIATE INPUT***	
-	-	-	-	-	***Direct Purchases Abroad by Residents***	
-	-	-	-	-	***Domestic Purchases by Non-Residents***	
3,401,664	**4,931,418**	**3,307,723**	**5,150,058**	**35,083,297**	***TOTAL INPUT***	
1,246,409	**1,873,927**	**1,728,036**	**1,555,760**	**6,935,363**	***Gross Value Added***	
289,925	782,342	627,914	688,776	2,051,153	***Compensation of Employees***	
15,661	22,143	16,210	21,263	135,108	***Other Net Taxes on Production***	
940,822	1,069,442	1,083,912	845,721	4,749,102	***Operating Surplus, Gross***	
188,586	276,114	204,316	272,075	1,704,825	***Consumption of Fixed Capital***	
752,236	793,328	879,596	573,645	3,044,278	***Operating Surplus, Net***	
4,648,073	**6,805,345**	**5,035,758**	**6,705,818**	**42,018,660**	***TOTAL OUTPUT***	

Jadual 5: Jadual Penggunaan pada Harga Pembeli, Komoditi mengikut Aktiviti (RM'000), 2019

Table 5: Use Tables at Purchasers' Prices, Commodity by Activity (RM'000), 2019

	Komoditi / Aktiviti	Tayar dan Tiub Getah *Rubber Tyres and Tubes*	Prosesan Getah *Rubber Processing*	Sarung Tangan Getah *Rubber Gloves*	Produk Getah Lain *Other Rubber Products*	Produk Plastik *Plastic Products*
		51	52	53	54	55
1	Padi	-	-	-	-	-
2	Tanaman Makanan	-	-	-	-	-
3	Sayur-sayuran	-	-	-	-	-
4	Buah-buahan	-	-	-	-	-
5	Getah	-	4,155,536	1,521,057	276,647	-
6	Kelapa Sawit	-	-	-	-	-
7	Tanaman Bunga	-	-	-	-	-
8	Pertanian Lain	-	-	-	-	-
9	Ternakan Ayam dan Itik	-	-	-	-	-
10	Ternakan Lain	-	-	-	-	-
11	Perhutanan dan Pembalakan	-	-	-	-	-
12	Perikanan dan Akuakultur	-	-	-	-	-
13	Minyak Mentah dan Gas Asli	-	-	-	-	-
14	Perlombongan Bijih Besi	-	-	-	-	-
15	Pengkuarian Batu, Pasir dan Tanah Liat	-	87,840	-	2,748	-
16	Perlombongan dan Pengkuarian Lain	-	-	-	-	-
17	Pemprosesan dan Pengawetan Daging	-	-	-	-	-
18	Pemprosesan dan Pengawetan Makanan Laut	-	-	-	-	-
19	Pemprosesan dan Pengawetan Buah-buahan & Sayur-sayuran	-	-	-	-	-
20	Produk Tenusu	-	-	-	-	-
21	Minyak & Lemak Sayuran dan Haiwan	-	-	41,131	4,028	66,042
22	Produk Bijian, Kanji dan Produk Berkanji	-	-	-	-	-
23	Produk Bakeri	-	-	-	-	-
24	Manisan	-	-	-	-	-
25	Prosesan Makanan Lain	-	-	-	-	-
26	Makanan Haiwan Tersedia	-	-	-	-	-
27	Spirit, Wain dan Minuman Keras	-	-	-	-	-
28	Minuman Ringan, Air Mineral dan Minuman Lain yang Dibotolkan	-	-	-	-	-
29	Produk Tembakau	-	-	-	-	-
30	Penyediaan, Pemintalan dan Penenunan Tekstil	-	8,938	8,098	2,218	33,771
31	Penyiapan Akhir Tekstil	-	-	-	-	30
32	Tekstil Lain	1,442	4,748	10,911	27,949	51,317
33	Pakaian	822	4,358	10,498	4,203	13,311
34	Produk Kulit	-	-	-	-	-
35	Kasut	-	331	-	69	2,922
36	Pengilangan dan Pengetaman Kayu	-	-	-	38,641	-
37	Kepingan Venier dan Panel berasaskan Kayu	1,252	37,752	4,118	13,951	63,227
38	Pertukangan Kayu dan Tanggam untuk Jurubina	-	-	-	-	-
39	Bekas Kayu dan Produk Kayu Lain	306	1,981	3,154	2,949	10,692
40	Kertas dan Produk Kertas	2,880	5,503	65,186	16,726	339,449
41	Perabot	1,737	6,769	11,518	6,850	24,096
42	Penerbitan Semula Media Rakaman	-	-	-	-	-
43	Percetakan	208	520	1,038	1,082	28,931
44	Kok dan Produk Petroleum Bertapis	64,931	1,096,801	1,186,270	111,062	379,290
45	Kimia Asas	447,973	751,795	1,274,005	319,884	2,014,425
46	Baja dan Sebatian Nitrogen	69	3	1,926	1,014	280,663
47	Cat dan Varnis	87	4,097	735	19,033	136,552
48	Produk Farmaseutikal, Kimia Perubatan dan Botani	5,602	23,724	-	-	20,575
49	Sabun & Bahan Pencuci, Pencuci dan Pengilat, Pewangi dan Dandanan Diri	-	3	377	2,921	7,291
50	Produk Kimia Lain	508,146	2,005,925	4,626,171	784,830	16,772,923
51	Tayar dan Tiub Getah	283,921	451,159	-	959	4,234
52	Prosesan Getah	1,421,307	3,366,171	1,680,182	959,589	134,674
53	Sarung Tangan Getah	2,669	291	225,711	14,916	990
54	Produk Getah Lain	-	-	-	8,688	-
55	Produk Plastik	1,718	46,975	136,338	206,837	1,586,934
56	Kaca dan Produk Kaca	-	2	1,061	234	8,609
57	Produk Refraktori, Tanah Liat, Porselin dan Seramik	-	-	-	362	13,978
58	Simen, Kapur dan Plaster	-	-	-	-	1,523
59	Produk Mineral bukan Logam	3	-	-	-	114,732
60	Besi dan Keluli Asas	28,867	13,759	886	68,286	75,069
61	Logam Asas Berharga dan Logam bukan Ferus Lain	35	10,995	-	44,578	54,284
62	Pengacuan Logam	-	-	-	-	-
63	Produk Struktur Logam, Tangki, Takungan dan Penjana Wap	3,130	1,624	364	41,417	205,171
64	Produk Logam Lain yang Direka	23,654	31,933	814	77,577	347,416
65	Enjin & Turbin, Alatan Kuasa Bendalir, Pam, Pemampat, Kepala Paip dan Injap Lain	2,784	-	-	7,165	-
66	Jentera Kegunaan Umum Lain	14,199	45,041	93,556	36,252	190,773
67	Senjata, Peluru dan Mesin bertujuan Khas	10	-	-	223	58,814
68	Perkakasan Domestik	-	-	-	-	-

Jadual 5: Jadual Penggunaan pada Harga Pembeli, Komoditi mengikut Aktiviti (RM'000), 2019

Table 5: Use Tables at Purchasers' Prices, Commodity by Activity (RM'000), 2019

Kaca dan Produk Kaca *Glass and Glass Products*	Produk Refraktori, Tanah Liat, Porselin dan Seramik *Refractory, Clay, Porcelain and Ceramic Products*	Simen, Kapur dan Plaster *Cement, Lime and Plaster*	Produk Mineral Bukan Logam *Non-Metallic Mineral Products*	Besi Asas dan Keluli *Basic Iron and Steel*	Activity / Commodity	
56	57	58	59	60		
-	-	-	-	-	Paddy	1
-	-	-	-	-	Food Crops	2
-	-	-	-	-	Vegetables	3
-	-	-	-	-	Fruits	4
-	-	-	-	-	Rubber	5
-	-	-	-	-	Oil Palm	6
-	-	-	-	-	Flower Plants	7
-	-	-	-	-	Other Agriculture	8
-	-	-	-	-	Poultry Farming	9
-	-	-	-	-	Other Livestock	10
-	-	-	-	-	Forestry and Logging	11
-	-	-	-	-	Fishing and Aquaculture	12
-	-	-	-	-	Crude Oil and Natural Gas	13
61	187	824	3,105	5,039,638	Mining of Metal Ores	14
33,496	446,312	1,122,718	2,401,197	3,199	Quarrying of Stone, Sand and Clay	15
1,709	56,562	-	350,372	-	Other Mining and Quarrying	16
-	-	-	-	-	Processing and Preserving of Meat	17
-	-	-	-	-	Processing and Preserving of Seafood	18
-	-	-	-	-	Processing and Preserving of Fruits & Vegetables	19
-	-	-	-	-	Dairy Products	20
-	3,751	-	-	-	Vegetable & Animal Oils and Fats	21
-	-	-	-	-	Grain Mill Products, Starches and Starch Products	22
-	-	-	-	-	Bakery Products	23
-	-	-	-	-	Confectionery	24
-	-	-	-	-	Other Food Processing	25
-	-	-	-	-	Prepared Animal Feeds	26
-	-	-	-	-	Spirits, Wines and Liquors	27
-	2	-	-	-	Soft Drinks, Mineral Waters and Other Bottled Waters	28
-	-	-	-	-	Tobacco Products	29
8,343	-	-	-	-	Preparation, Spinning and Weaving of Textiles	30
-	-	-	-	-	Finishing of Textiles	31
3,071	1,212	3,988	13,145	2,458	Other Textiles	32
2,586	1,951	4,105	9,041	17,857	Wearing Apparel	33
-	-	-	-	-	Leather Products	34
-	13,227	-	-	-	Footwear	35
-	-	487	3,242	81,462	Sawmilling and Planning of Wood	36
86,757	35,233	36,350	67,290	118,030	Veneer Sheets and Wood-based Panels	37
82	8	-	153	-	Builders' Carpentry and Joinery	38
2,599	2,730	216	11,969	26,783	Wooden Containers and Other Wood Products	39
14,683	19,579	125,114	129,859	236,073	Paper and Paper Products	40
10,523	7,325	12,394	24,063	116,654	Furniture	41
-	-	-	-	-	Reproduction of Recorded Media	42
483	1,549	450	6,948	45,610	Printing	43
397,773	645,550	861,035	2,216,595	1,587,214	Coke and Refined Petroleum Products	44
1,308,756	593,336	491,816	1,177,064	1,611,869	Basic Chemicals	45
-	-	-	4,184	68	Fertilizers and Nitrogen Compounds	46
229	20,246	42,727	646,593	268,958	Paints and Varnishes	47
12,532	-	-	55,551	-	Pharmaceuticals, Medicinal Chemical and Botanical Products	48
39	9	-	9,738	187	Soaps & Detergents, Cleaning & Polishing, Perfumes and Toilet Preparations	49
661,121	208,613	162,089	545,753	961,485	Other Chemicals Products	50
-	-	17	-	25	Rubber Tyres and Tubes	51
17,504	19,068	-	358	-	Rubber Processing	52
39	-	-	2	-	Rubber Gloves	53
-	-	-	-	-	Other Rubber Products	54
67,784	17,489	98,867	64,012	47,742	Plastic Products	55
560,033	13,156	99	46,650	114,913	Glass and Glass Products	56
87,179	159,209	81,402	52,693	7,002	Refractory, Clay, Porcelain and Ceramic Products	57
90,236	87,390	2,289,399	2,126,044	6,987	Cement, Lime and Plaster	58
121,072	169,189	1,250,701	3,780,649	39,970	Non-Metallic Mineral Products	59
7,322	10,623	72,815	430,957	650,363	Basic Iron and Steel	60
103,434	5,391	18,258	135,349	573,394	Basic Precious and Other Non-Ferrous Metals	61
568	-	-	436	704,706	Casting of Metals	62
8,443	1,582	7,306	65,614	1,376,240	Structural Metal Products, Tanks, Reservoirs and Steam Generators	63
27,075	25,364	51,677	506,723	4,966,274	Other Fabricated Metal Products	64
-	-	-	144,097	102	Engines & Turbines, Fluid Power Equipment, Other Pumps, Compressors, Taps and Valves	65
70,562	57,235	92,893	138,787	663,429	Other General Purpose Machinery	66
53	19,373	2,384	509,124	62,776	Weapons, Ammunition and Special Purpose Machinery	67
-	-	-	-	-	Domestic Appliances	68

Jadual 5: Jadual Penggunaan pada Harga Pembeli, Komoditi mengikut Aktiviti (RM'000), 2019

Table 5: Use Tables at Purchasers' Prices, Commodity by Activity (RM'000), 2019

	Komoditi \ Aktiviti	Tayar dan Tiub Getah *Rubber Tyres and Tubes*	Prosesan Getah *Rubber Processing*	Sarung Tangan Getah *Rubber Gloves*	Produk Getah Lain *Other Rubber Products*	Produk Plastik *Plastic Products*
		51	52	53	54	55
69	Komputer, Peranti, Mesin dan Kelengkapan Pejabat	868	3,346	5,796	2,315	47,585
70	Motor Elektrik, Penjana dan Transformer	-	-	-	1,652	1,031
71	Perkakasan Pengagihan & Pengawalan Elektrik, Bateri dan Akumulator	-	-	-	3,559	581
72	Kabel Gentian Optikal, Elektronik dan Elektrik Lain	5,163	123	-	-	3,334
73	Alatan Pendawaian, Kelengkapan Pencahayaan Elektrik dan Elektrik Lain	-	-	-	-	-
74	Komponen dan Papan Elektronik	971	16,700	137	102,356	1,394,832
75	Peralatan Komunikasi dan Elektronik Pengguna	5,648	12,305	43,350	21,732	215,783
76	Peralatan Penyinaran, Perubatan Elektro dan Elektroterapeutik	1,479	-	-	-	-
77	Kelengkapan Mengukur, Menguji, Memandu Arah dan Kawalan	-	-	-	-	66,674
78	Instrumen Optikal, Alatan Fotografi, Media Magnetik dan Optikal	-	-	-	-	-
79	Jam Tangan dan Jam	-	-	-	-	4
80	Kenderaan Bermotor, Treler dan Semi Treler	25,682	56,959	93,441	51,658	185,048
81	Motosikal	-	-	-	-	-
82	Kapal, Bot, Basikal dan 'Invalid Carriages'	-	-	-	-	-
83	Kelengkapan Pengangkutan Lain	-	-	-	-	-
84	Pembuatan Lain	1,184	2,958	5,903	6,154	164,599
85	Pembaikan & Pemasangan Mesin dan Kelengkapan	29,594	80,882	185,719	77,224	344,992
86	Elektrik dan Gas	104,590	235,081	593,013	227,413	1,184,826
87	Air	2,471	17,266	86,885	16,630	73,959
88	Pembetungan, Pengurusan Sisa dan Aktiviti Pemulihan	96,618	5,008	2,359	4,379	40,790
89	Bangunan Kediaman	-	-	-	-	-
90	Bangunan Bukan Kediaman	-	-	-	-	-
91	Kejuruteraan Awam	-	-	-	-	-
92	Aktiviti Pembinaan Pertukangan Khas	-	-	-	-	-
93	Perdagangan Borong & Runcit, Pembaikan Kenderaan Bermotor dan Motosikal	3,571	8,553	14,031	7,754	27,712
94	Penginapan	-	-	-	-	-
95	Makanan dan Minuman	3,555	4,683	8,580	8,689	57,273
96	Pengangkutan Darat	3,287	4,702	5,977	6,357	30,599
97	Pengangkutan Air	809	1,141	2,649	2,061	7,495
98	Pengangkutan Udara	4,936	6,963	8,962	9,590	45,743
99	Penggudangan dan Aktiviti Sokongan untuk Pengangkutan	432	825	1,412	1,484	29,649
100	Perkhidmatan berkaitan Pengangkutan Air dan Udara	-	-	-	-	-
101	Perkhidmatan Operasi Lebuhraya, Jambatan dan Terowong	-	-	-	-	-
102	Perkhidmatan Pos dan Kurier	541	2,412	3,774	2,201	15,945
103	Aktiviti Penerbitan	-	-	-	-	-
104	Telekomunikasi	3,665	10,507	13,723	14,006	66,573
105	Aktiviti Wayang Gambar, Pemprograman dan Penyiaran	-	-	-	-	-
106	Perkhidmatan Komputer dan Maklumat	648	412	4,866	2,488	9,538
107	Perantaraan Kewangan	39,330	162,508	153,623	47,345	346,962
108	Perkhidmatan Kewangan Lain	3,097	13,603	15,606	4,631	37,140
109	Insurans/ Takaful dan Tabungan Pencen	9,900	17,730	29,926	26,866	158,100
110	Aktiviti Sokongan Perkhidmatan Kewangan dan Insurans/ Takaful	148	1,282	533	624	3,149
111	Hartanah	5,637	12,195	17,327	11,278	63,244
112	Pemilikan Kediaman	-	-	-	-	-
113	Sewaan dan Pajakan	7,852	775	2,162	3,507	82,791
114	Penyelidikan dan Pembangunan Saintifik	-	-	-	-	-
115	Profesional	40,981	462,093	368,480	106,238	634,884
116	Perkhidmatan Perniagaan	3,087	13,693	17,716	6,371	53,729
117	Pentadbiran Awam	-	-	-	-	-
118	Pendidikan	-	-	-	-	-
119	Kesihatan	-	-	-	-	-
120	Ketenteraman dan Keselamatan Awam	-	-	-	-	-
121	Pentadbiran Awam Lain	-	-	-	-	-
122	Institusi bukan Keuntungan yang Berkhidmat kepada Isi Rumah	-	-	-	-	-
123	Kesenian, Hiburan dan Rekreasi	-	-	-	-	-
124	Perkhidmatan Swasta Lain	-	-	-	-	-
	JUMLAH INPUT PERANTARAAN	**3,223,495**	**13,319,275**	**12,591,057**	**3,880,451**	**28,437,270**
	Pembelian Langsung oleh Residen di Luar Negeri	-	-	-	-	-
	Pembelian Dalam Negeri oleh Bukan Residen	-	-	-	-	-
	JUMLAH INPUT	**3,223,495**	**13,319,275**	**12,591,057**	**3,880,451**	**28,437,270**
	Nilai Ditambah Kasar	**787,205**	**1,731,518**	**3,864,469**	**1,638,226**	**10,224,017**
	Pampasan Pekerja	520,802	618,447	1,960,233	1,005,083	5,288,693
	Cukai Bersih Lain ke atas Pengeluaran	12,970	48,273	53,164	17,809	124,626
	Lebihan Kendalian, Kasar	253,433	1,064,798	1,851,072	615,334	4,810,698
	Penggunaan Modal Tetap	162,726	610,656	667,651	223,909	1,568,606
	Lebihan Kendalian, Bersih	90,707	454,142	1,183,421	391,424	3,242,092
	JUMLAH OUTPUT	**4,010,700**	**15,050,793**	**16,455,526**	**5,518,676**	**38,661,286**

Jadual 5: Jadual Penggunaan pada Harga Pembeli, Komoditi mengikut Aktiviti (RM'000), 2019

Table 5: Use Tables at Purchasers' Prices, Commodity by Activity (RM'000), 2019

Kaca dan Produk Kaca *Glass and Glass Products*	Produk Refraktori, Tanah Liat, Porselin dan Seramik *Refractory, Clay, Porcelain and Ceramic Products*	Simen, Kapur dan Plaster *Cement, Lime and Plaster*	Produk Mineral Bukan Logam *Non-Metallic Mineral Products*	Besi Asas dan Keluli *Basic Iron and Steel*	Activity / Commodity	
56	57	58	59	60		
4,844	4,053	4,170	10,838	58,332	*Computers, Peripheral, Office Equipment and Machinery*	69
10	-	-	85	24	*Electric Motors, Generators and Transformers*	70
-	-	-	55	219	*Electricity Distribution & Control Apparatus, Batteries and Accumulators*	71
70,335	-	-	34,807	1,029	*Fibre Optic Cables, Electronic and Other Electric*	72
-	-	-	43	33,111	*Wiring Devices, Electric Lighting Equipment and Other Electrical*	73
107,311	56,425	-	49,340	52,235	*Electronic Components and Boards*	74
18,659	18,690	82,739	193,431	476,255	*Communication Equipment and Consumer Electronics*	75
-	-	-	-	-	*Irradiation Equipment, Electro Medical and Electrotherapeutic*	76
-	-	-	-	40	*Measuring Equipment, Testing, Navigating and Control*	77
201	-	-	-	-	*Optical Instruments, Photographic Equipment, Magnetic and Optical Media*	78
-	30,943	-	-	-	*Watches and Clocks*	79
38,520	61,786	171,689	369,422	469,513	*Motor Vehicles, Trailers and Semi Trailers*	80
-	-	-	-	-	*Motorcycles*	81
-	-	-	-	-	*Ships, Boats, Bicycles and Invalid Carriages*	82
-	-	-	-	-	*Other Transport Equipment*	83
2,746	8,815	2,562	39,373	17,120	*Other Manufacturing*	84
123,925	102,253	169,427	212,844	863,682	*Repair & Installation of Machinery and Equipment*	85
468,320	279,268	1,143,874	309,974	3,289,714	*Electricity and Gas*	86
14,104	31,903	17,182	48,935	169,493	*Water*	87
1,415	2,318	1,742	25,128	8,370	*Sewerage, Waste Management and Remediation Activities*	88
-	-	-	-	-	*Residential Buildings*	89
-	-	-	-	-	*Non-Residential Buildings*	90
-	-	-	-	-	*Civil Engineering*	91
-	-	-	-	-	*Specialised Construction Activities*	92
5,777	5,476	25,781	49,502	54,343	*Wholesale & Retail Trade, Repair of Motor Vehicles and Motorcycles*	93
-	-	-	-	-	*Accommodation*	94
5,811	7,681	5,466	39,435	122,909	*Food and Beverage*	95
3,692	4,425	4,225	24,968	18,732	*Land Transport*	96
892	1,594	3,289	6,100	4,634	*Water Transport*	97
5,445	6,624	6,323	27,746	57,023	*Air Transport*	98
719	1,787	912	8,250	4,210	*Warehousing and Support Activities for Transportation*	99
-	-	-	-	-	*Services Incidental to Water and Air Transportation*	100
-	-	-	-	-	*Highway Operation Services, Bridge and Tunnel*	101
1,942	1,449	1,401	6,240	9,705	*Postal and Courier Activities*	102
-	-	-	-	-	*Publishing Activities*	103
8,756	8,888	13,748	38,641	54,349	*Telecommunications*	104
-	-	-	-	-	*Motion Picture, Programming and Broadcasting Activities*	105
1,322	1,645	4,308	19,481	10,572	*Computer and Information Services*	106
59,488	42,328	108,543	225,790	322,735	*Monetary Intermediation*	107
5,934	4,573	10,494	22,546	59,899	*Other Financial Service*	108
26,032	28,484	97,576	70,429	64,459	*Insurance/ Takaful and Pension Funding*	109
483	432	268	1,967	1,641	*Activities Auxiliary to Financial Service and Insurance/ Takaful*	110
13,217	11,085	28,104	59,355	108,758	*Real Estate*	111
-	-	-	-	-	*Ownership of Dwellings*	112
81,352	539	12,196	26,249	7,844	*Rental and Leasing*	113
-	-	-	-	-	*Scientific Research and Development*	114
81,426	94,138	125,781	864,520	712,888	*Professional*	115
16,836	9,217	24,357	43,062	66,297	*Business Services*	116
-	-	-	-	-	*Public Administration*	117
-	-	-	-	-	*Education*	118
-	-	-	-	-	*Health*	119
-	-	-	-	-	*Public Order and Safety*	120
-	-	-	-	-	*Other Public Administration*	121
-	-	-	-	-	*Non-Profit Institutions Serving Households*	122
-	-	-	-	-	*Arts, Entertainment and Recreation*	123
-	-	-	-	-	*Other Private Services*	124
4,875,660	**3,469,268**	**8,896,289**	**18,505,913**	**26,451,602**	*TOTAL INTERMEDIATE INPUT*	
-	-	-	-	-	*Direct Purchases Abroad by Residents*	
-	-	-	-	-	*Domestic Purchases by Non-Residents*	
4,875,660	**3,469,268**	**8,896,289**	**18,505,913**	**26,451,602**	*TOTAL INPUT*	
1,958,344	**1,787,512**	**3,530,661**	**4,981,743**	**5,651,618**	*Gross Value Added*	
793,728	1,111,527	894,747	2,517,269	3,503,171	*Compensation of Employees*	
22,126	16,893	40,239	75,115	104,458	*Other Net Taxes on Production*	
1,142,489	659,091	2,595,675	2,389,359	2,043,989	*Operating Surplus, Gross*	
136,300	104,843	247,848	468,446	640,278	*Consumption of Fixed Capital*	
1,006,189	554,248	2,347,827	1,920,913	1,403,711	*Operating Surplus, Net*	
6,834,004	**5,256,780**	**12,426,950**	**23,487,656**	**32,103,221**	*TOTAL OUTPUT*	

Jadual 5: Jadual Penggunaan pada Harga Pembeli, Komoditi mengikut Aktiviti (RM'000), 2019

Table 5: Use Tables at Purchasers' Prices, Commodity by Activity (RM'000), 2019

	Komoditi / Aktiviti	Logam Asas Berharga dan Logam Bukan Ferus Lain *Basic Precious and Other Non-Ferrous Metals*	Pengacuan Logam *Casting of Metals*	Produk Struktur Logam, Tangki, Takungan dan Penjana Wap *Structural Metal Products, Tanks, Reservoirs and Steam Generators*	Keluaran Logam Lain yang Direka *Other Fabricated Metal Products*
		61	62	63	64
1	Padi	-	-	-	-
2	Tanaman Makanan	-	-	-	-
3	Sayur-sayuran	-	-	-	-
4	Buah-buahan	-	-	-	-
5	Getah	-	-	-	-
6	Kelapa Sawit	-	-	-	-
7	Tanaman Bunga	-	-	-	-
8	Pertanian Lain	-	-	-	-
9	Ternakan Ayam dan Itik	-	-	-	-
10	Ternakan Lain	-	-	-	-
11	Perhutanan dan Pembalakan	-	-	-	-
12	Perikanan dan Akuakultur	-	-	-	-
13	Minyak Mentah dan Gas Asli	-	-	-	-
14	Perlombongan Bijih Besi	2,514,804	27,561	92,247	257,183
15	Pengkuarian Batu, Pasir dan Tanah Liat	86,767	77	4,257	32,491
16	Perlombongan dan Pengkuarian Lain	28	-	138	-
17	Pemprosesan dan Pengawetan Daging	-	-	-	-
18	Pemprosesan dan Pengawetan Makanan Laut	-	-	-	-
19	Pemprosesan dan Pengawetan Buah-buahan & Sayur-sayuran	-	-	-	-
20	Produk Tenusu	-	-	-	-
21	Minyak & Lemak Sayuran dan Haiwan	-	-	-	-
22	Produk Bijian, Kanji dan Produk Berkanji	-	-	-	-
23	Produk Bakeri	-	-	-	-
24	Manisan	-	-	-	-
25	Prosesan Makanan Lain	-	-	-	-
26	Makanan Haiwan Tersedia	-	-	-	-
27	Spirit, Wain dan Minuman Keras	-	-	-	-
28	Minuman Ringan, Air Mineral dan Minuman Lain yang Dibotolkan	-	-	-	-
29	Produk Tembakau	-	-	-	-
30	Penyediaan, Pemintalan dan Penenunan Tekstil	-	-	-	-
31	Penyiapan Akhir Tekstil	-	-	-	-
32	Tekstil Lain	1,239	148	1,379	6,565
33	Pakaian	6,423	2,076	10,361	17,174
34	Produk Kulit	-	-	-	-
35	Kasut	-	-	-	-
36	Pengilangan dan Pengetaman Kayu	23	19	6,811	8,238
37	Kepingan Venier dan Panel berasaskan Kayu	17,280	3,573	102,508	166,951
38	Pertukangan Kayu dan Tanggam untuk Jurubina	-	-	2,312	130
39	Bekas Kayu dan Produk Kayu Lain	30,187	1,982	25,851	112,447
40	Kertas dan Produk Kertas	28,785	9,298	29,994	145,700
41	Perabot	9,450	2,634	18,882	37,800
42	Penerbitan Semula Media Rakaman	-	-	-	-
43	Percetakan	1,232	275	1,801	98,343
44	Kok dan Produk Petroleum Bertapis	1,383,930	285,792	1,440,094	2,026,600
45	Kimia Asas	2,101,861	38,690	305,016	989,632
46	Baja dan Sebatian Nitrogen	1,847	-	-	-
47	Cat dan Varnis	83,119	10,230	217,171	398,438
48	Produk Farmaseutikal, Kimia Perubatan dan Botani	-	-	-	-
49	Sabun & Bahan Pencuci, Pencuci dan Pengilat, Pewangi dan Dandanan Diri	-	-	412	10,312
50	Produk Kimia Lain	174,961	50,514	64,442	725,848
51	Tayar dan Tiub Getah	-	-	2,519	35
52	Prosesan Getah	326	-	24,979	13,990
53	Sarung Tangan Getah	2	-	978	343
54	Produk Getah Lain	-	-	6,276	1,442
55	Produk Plastik	188,491	2,902	50,136	83,847
56	Kaca dan Produk Kaca	2,974	910	261,385	23,903
57	Produk Refraktori, Tanah Liat, Porselin dan Seramik	5,818	-	495	142,352
58	Simen, Kapur dan Plaster	1,107	1,089	9,038	28,809
59	Produk Mineral bukan Logam	3,980	1,728	10,160	142,402
60	Besi dan Keluli Asas	635,381	376,609	5,272,721	8,790,269
61	Logam Asas Berharga dan Logam bukan Ferus Lain	798,982	377,292	1,962,058	10,092,306
62	Pengacuan Logam	42,331	72,121	119,629	60,422
63	Produk Struktur Logam, Tangki, Takungan dan Penjana Wap	109,852	112,951	-	-
64	Produk Logam Lain yang Direka	823,058	268,906	3,441,628	75,143
65	Enjin & Turbin, Alatan Kuasa Bendalir, Pam, Pemampat, Kepala Paip dan Injap Lain	2,015	528	80,078	10,796
66	Jentera Kegunaan Umum Lain	66,771	18,330	135,808	267,286
67	Senjata, Peluru dan Mesin bertujuan Khas	712,658	48,964	89,537	76,672
68	Perkakasan Domestik	-	-	26,378	6,126

Jadual 5: Jadual Penggunaan pada Harga Pembeli, Komoditi mengikut Aktiviti (RM'000), 2019

Table 5: Use Tables at Purchasers' Prices, Commodity by Activity (RM'000), 2019

Enjin & Turbin, Alatan Kuasa Bendalir,Pam, Pemampat, Kepala Paip dan Injap Lain *Engines & Turbines, Fluid Power Equipment, Other Pumps, Compressors, Taps*	Jentera Kegunaan Umum Lain *Other General Purpose Machinery*	Senjata, Peluru dan Mesin Bertujuan Khas *Weapons, Ammunition and Special Purpose Machinery*	Perkakasan Domestik *Domestic Appliances*	Activity / Commodity	
65	66	67	68		
-	-	-	-	Paddy	1
-	-	-	-	Food Crops	2
-	-	-	-	Vegetables	3
-	-	-	-	Fruits	4
-	-	-	-	Rubber	5
-	-	-	-	Oil Palm	6
-	-	-	-	Flower Plants	7
-	-	-	-	Other Agriculture	8
-	-	-	-	Poultry Farming	9
-	-	-	-	Other Livestock	10
-	-	-	-	Forestry and Logging	11
-	-	-	-	Fishing and Aquaculture	12
-	-	-	-	Crude Oil and Natural Gas	13
-	-	-	-	Mining of Metal Ores	14
-	-	-	-	Quarrying of Stone, Sand and Clay	15
-	-	-	-	Other Mining and Quarrying	16
-	-	-	-	Processing and Preserving of Meat	17
-	-	-	-	Processing and Preserving of Seafood	18
-	-	-	-	Processing and Preserving of Fruits & Vegetables	19
-	-	-	-	Dairy Products	20
-	-	-	-	Vegetable & Animal Oils and Fats	21
-	-	-	-	Grain Mill Products, Starches and Starch Products	22
-	-	-	-	Bakery Products	23
-	-	-	-	Confectionery	24
-	-	-	-	Other Food Processing	25
-	-	-	-	Prepared Animal Feeds	26
-	-	-	-	Spirits, Wines and Liquors	27
-	-	-	-	Soft Drinks, Mineral Waters and Other Bottled Waters	28
-	-	-	-	Tobacco Products	29
-	-	-	-	Preparation, Spinning and Weaving of Textiles	30
-	-	-	-	Finishing of Textiles	31
205	32,131	5,763	3,381	Other Textiles	32
1,026	3,759	6,194	672	Wearing Apparel	33
-	-	-	-	Leather Products	34
-	-	-	-	Footwear	35
684	3,021	346	-	Sawmilling and Planning of Wood	36
9,654	29,628	20,396	809	Veneer Sheets and Wood-based Panels	37
-	-	-	-	Builders' Carpentry and Joinery	38
8,147	14,334	13,427	293	Wooden Containers and Other Wood Products	39
1,613	47,957	18,369	14,527	Paper and Paper Products	40
1,125	10,232	13,288	2,158	Furniture	41
-	-	-	-	Reproduction of Recorded Media	42
154	1,057	6,366	204	Printing	43
53,380	169,538	242,581	41,843	Coke and Refined Petroleum Products	44
35,606	111,544	129,215	17,709	Basic Chemicals	45
-	-	-	-	Fertilizers and Nitrogen Compounds	46
812	5,254	24,006	6,172	Paints and Varnishes	47
-	48,647	-	-	Pharmaceuticals, Medicinal Chemical and Botanical Products	48
-	867	399	-	Soaps & Detergents, Cleaning & Polishing, Perfumes and Toilet Preparations	49
24,030	387,613	94,244	115,779	Other Chemicals Products	50
-	1,209	24	2,998	Rubber Tyres and Tubes	51
-	195,233	34,390	-	Rubber Processing	52
124	1,656	320	3	Rubber Gloves	53
1,249	-	-	31	Other Rubber Products	54
278	126,409	4,896	5,207	Plastic Products	55
2,894	7,769	5,010	5,366	Glass and Glass Products	56
-	-	401	-	Refractory, Clay, Porcelain and Ceramic Products	57
14	7,817	47	-	Cement, Lime and Plaster	58
30	3,354	4,187	107	Non-Metallic Mineral Products	59
137,740	667,823	1,469,728	19,613	Basic Iron and Steel	60
346,540	854,209	652,016	167,349	Basic Precious and Other Non-Ferrous Metals	61
13,148	20,081	132,569	4,486	Casting of Metals	62
60,217	425,390	1,202,688	837,585	Structural Metal Products, Tanks, Reservoirs and Steam Generators	63
187,279	1,178,143	1,272,874	593,088	Other Fabricated Metal Products	64
1,054,305	1,525,602	68,374	56,025	Engines & Turbines, Fluid Power Equipment, Other Pumps, Compressors, Taps and Valves	65
23,973	1,032,756	72,964	19,217	Other General Purpose Machinery	66
4,983	89,642	2,523,219	2,302	Weapons, Ammunition and Special Purpose Machinery	67
141,710	433	7	533,917	Domestic Appliances	68

Jadual 5: Jadual Penggunaan pada Harga Pembeli, Komoditi mengikut Aktiviti (RM'000), 2019

Table 5: Use Tables at Purchasers' Prices, Commodity by Activity (RM'000), 2019

	Komoditi / Aktiviti	Logam Asas Berharga dan Logam Bukan Ferus Lain *Basic Precious and Other Non-Ferrous Metals*	Pengacuan Logam *Casting of Metals*	Produk Struktur Logam, Tangki, Takungan dan Penjana Wap *Structural Metal Products, Tanks, Reservoirs and Steam Generators*	Keluaran Logam Lain yang Direka *Other Fabricated Metal Products*
		61	62	63	64
69	Komputer, Peranti, Mesin dan Kelengkapan Pejabat	4,088	1,195	8,810	61,325
70	Motor Elektrik, Penjana dan Transformer	-	-	6,941	4,885
71	Perkakasan Pengagihan & Pengawalan Elektrik, Bateri dan Akumulator	131,979	192	323	5,053
72	Kabel Gentian Optikal, Elektronik dan Elektrik Lain	671,560	144	15,295	83,535
73	Alatan Pendawaian, Kelengkapan Pencahayaan Elektrik dan Elektrik Lain	1,638	244	4,903	19,275
74	Komponen dan Papan Elektronik	9,060	581	67,826	306,237
75	Peralatan Komunikasi dan Elektronik Pengguna	81,794	23,526	206,150	318,938
76	Peralatan Penyinaran, Perubatan Elektro dan Elektroterapeutik	-	-	-	-
77	Kelengkapan Mengukur, Menguji, Memandu Arah dan Kawalan	380	-	620	13,455
78	Instrumen Optikal, Alatan Fotografi, Media Magnetik dan Optikal	-	-	-	14
79	Jam Tangan dan Jam	-	-	-	-
80	Kenderaan Bermotor, Treler dan Semi Treler	519,820	16,967	108,482	361,919
81	Motosikal	-	-	-	-
82	Kapal, Bot, Basikal dan 'Invalid Carriages'	-	-	-	-
83	Kelengkapan Pengangkutan Lain	-	-	-	-
84	Pembuatan Lain	7,009	2,119	10,247	23,713
85	Pembaikan & Pemasangan Mesin dan Kelengkapan	127,289	31,471	293,858	509,906
86	Elektrik dan Gas	1,217,437	78,296	401,134	1,288,404
87	Air	21,984	3,703	42,049	82,539
88	Pembetungan, Pengurusan Sisa dan Aktiviti Pemulihan	2,371	520	4,803	10,060
89	Bangunan Kediaman	-	-	-	-
90	Bangunan Bukan Kediaman	-	-	-	-
91	Kejuruteraan Awam	-	-	-	-
92	Aktiviti Pembinaan Pertukangan Khas	-	-	-	36,772
93	Perdagangan Borong & Runcit, Pembaikan Kenderaan Bermotor dan Motosikal	78,056	2,548	14,125	39,123
94	Penginapan	-	-	-	-
95	Makanan dan Minuman	17,529	10,083	42,296	78,712
96	Pengangkutan Darat	21,580	2,382	17,943	39,979
97	Pengangkutan Air	5,219	581	4,389	8,827
98	Pengangkutan Udara	23,282	5,041	19,253	53,878
99	Penggudangan dan Aktiviti Sokongan untuk Pengangkutan	2,687	432	2,985	6,522
100	Perkhidmatan berkaitan Pengangkutan Air dan Udara	-	-	-	-
101	Perkhidmatan Operasi Lebuhraya, Jambatan dan Terowong	-	-	-	-
102	Perkhidmatan Pos dan Kurier	3,563	961	8,705	17,639
103	Aktiviti Penerbitan	-	-	-	-
104	Telekomunikasi	17,251	5,945	52,562	82,298
105	Aktiviti Wayang Gambar, Pemprograman dan Penyiaran	-	-	-	-
106	Perkhidmatan Komputer dan Maklumat	2,840	184	15,033	11,676
107	Perantaraan Kewangan	161,986	24,911	196,858	367,482
108	Perkhidmatan Kewangan Lain	21,877	2,881	22,906	41,980
109	Insurans/ Takaful dan Tabungan Pencen	46,698	10,616	71,691	145,789
110	Aktiviti Sokongan Perkhidmatan Kewangan dan Insurans/ Takaful	878	287	2,772	4,007
111	Hartanah	53,320	5,135	41,886	79,028
112	Pemilikan Kediaman	-	-	-	-
113	Sewaan dan Pajakan	16,739	223	1,116	52,465
114	Penyelidikan dan Pembangunan Saintifik	-	-	-	-
115	Profesional	150,590	81,291	572,582	1,024,355
116	Perkhidmatan Perniagaan	20,306	14,030	58,656	89,377
117	Pentadbiran Awam	-	-	-	-
118	Pendidikan	-	-	-	-
119	Kesihatan	-	-	-	-
120	Ketenteraman dan Keselamatan Awam	-	-	-	-
121	Pentadbiran Awam Lain	-	-	-	-
122	Institusi bukan Keuntungan yang Berkhidmat kepada Isi Rumah	-	-	-	-
123	Kesenian, Hiburan dan Rekreasi	-	-	-	-
124	Perkhidmatan Swasta Lain	-	-	-	-
	JUMLAH INPUT PERANTARAAN	**13,276,490**	**2,041,688**	**16,134,683**	**30,119,163**
	Pembelian Langsung oleh Residen di Luar Negeri	-	-	-	-
	Pembelian Dalam Negeri oleh Bukan Residen	-	-	-	-
	JUMLAH INPUT	**13,276,490**	**2,041,688**	**16,134,683**	**30,119,163**
	Nilai Ditambah Kasar	**2,458,024**	**824,188**	**5,826,122**	**11,033,090**
	Pampasan Pekerja	1,758,967	587,167	2,468,337	4,777,297
	Cukai Bersih Lain ke atas Pengeluaran	50,931	9,178	70,399	132,083
	Lebihan Kendalian, Kasar	648,127	227,843	3,287,385	6,123,710
	Penggunaan Modal Tetap	313,815	57,158	437,994	820,755
	Lebihan Kendalian, Bersih	334,312	170,685	2,849,391	5,302,955
	JUMLAH OUTPUT	**15,734,514**	**2,865,877**	**21,960,805**	**41,152,253**

Jadual 5: Jadual Penggunaan pada Harga Pembeli, Komoditi mengikut Aktiviti (RM'000), 2019

Table 5: Use Tables at Purchasers' Prices, Commodity by Activity (RM'000), 2019

Enjin & Turbin, Alatan Kuasa Bendalir,Pam, Pemampat, Kepala Paip dan Injap Lain *Engines & Turbines, Fluid Power Equipment, Other Pumps, Compressors, Taps*	Jentera Kegunaan Umum Lain *Other General Purpose Machinery*	Senjata, Peluru dan Mesin Bertujuan Khas *Weapons, Ammunition and Special Purpose Machinery*	Perkakasan Domestik *Domestic Appliances*	*Activity* / *Commodity*	
65	66	67	68		
3,664	25,046	28,773	14,009	***Computers, Peripheral, Office Equipment and Machinery***	***69***
58	36,906	100,085	153	***Electric Motors, Generators and Transformers***	***70***
18,545	63,661	31,767	9,922	***Electricity Distribution & Control Apparatus, Batteries and Accumulators***	***71***
-	78,072	11,650	16,803	***Fibre Optic Cables, Electronic and Other Electric***	***72***
21,300	4,236	32,211	148	***Wiring Devices, Electric Lighting Equipment and Other Electrical***	***73***
31,837	1,596,251	574,851	2,550,954	***Electronic Components and Boards***	***74***
11,147	145,291	286,051	13,129	***Communication Equipment and Consumer Electronics***	***75***
-	8,414	-	-	***Irradiation Equipment, Electro Medical and Electrotherapeutic***	***76***
99	10,595	12,576	199,378	***Measuring Equipment, Testing, Navigating and Control***	***77***
3,288	433	-	3,258	***Optical Instruments, Photographic Equipment, Magnetic and Optical Media***	***78***
-	-	-	-	***Watches and Clocks***	***79***
39,221	582,289	224,724	12,026	***Motor Vehicles, Trailers and Semi Trailers***	***80***
-	-	-	-	***Motorcycles***	***81***
-	-	-	-	***Ships, Boats, Bicycles and Invalid Carriages***	***82***
-	-	-	-	***Other Transport Equipment***	***83***
879	6,016	8,333	1,161	***Other Manufacturing***	***84***
35,765	981,540	122,357	167,908	***Repair & Installation of Machinery and Equipment***	***85***
42,580	315,453	206,939	89,476	***Electricity and Gas***	***86***
1,634	15,822	18,015	3,439	***Water***	***87***
353	2,248	3,871	735	***Sewerage, Waste Management and Remediation Activities***	***88***
-	-	-	-	***Residential Buildings***	***89***
-	-	-	-	***Non-Residential Buildings***	***90***
-	-	-	-	***Civil Engineering***	***91***
-	-	-	-	***Specialised Construction Activities***	***92***
3,206	81,749	33,375	1,733	***Wholesale & Retail Trade, Repair of Motor Vehicles and Motorcycles***	***93***
-	-	-	-	***Accommodation***	***94***
1,803	19,275	25,392	2,466	***Food and Beverage***	***95***
1,233	7,394	14,517	2,302	***Land Transport***	***96***
302	1,808	3,535	555	***Water Transport***	***97***
2,544	11,037	25,137	4,197	***Air Transport***	***98***
235	1,530	3,351	355	***Warehousing and Support Activities for Transportation***	***99***
-	-	-	-	***Services Incidental to Water and Air Transportation***	***100***
-	-	-	-	***Highway Operation Services, Bridge and Tunnel***	***101***
523	4,784	4,498	4,019	***Postal and Courier Activities***	***102***
-	-	-	-	***Publishing Activities***	***103***
3,281	22,538	32,420	4,297	***Telecommunications***	***104***
-	-	-	-	***Motion Picture, Programming and Broadcasting Activities***	***105***
526	5,764	12,196	1,029	***Computer and Information Services***	***106***
30,664	147,865	128,806	69,811	***Monetary Intermediation***	***107***
2,556	21,947	15,540	6,554	***Other Financial Service***	***108***
6,963	227,090	51,709	13,267	***Insurance/ Takaful and Pension Funding***	***109***
188	1,207	1,234	203	***Activities Auxiliary to Financial Service and Insurance/ Takaful***	***110***
24,203	70,002	60,834	5,060	***Real Estate***	***111***
-	-	-	-	***Ownership of Dwellings***	***112***
48,604	35,925	20,158	-	***Rental and Leasing***	***113***
-	-	-	-	***Scientific Research and Development***	***114***
63,508	550,658	413,598	64,495	***Professional***	***115***
1,583	33,207	30,247	8,083	***Business Services***	***116***
-	-	-	-	***Public Administration***	***117***
-	-	-	-	***Education***	***118***
-	-	-	-	***Health***	***119***
-	-	-	-	***Public Order and Safety***	***120***
-	-	-	-	***Other Public Administration***	***121***
-	-	-	-	***Non-Profit Institutions Serving Households***	***122***
-	-	-	-	***Arts, Entertainment and Recreation***	***123***
-	-	-	-	***Other Private Services***	***124***
2,513,213	**12,119,164**	**10,557,057**	**5,721,767**	***TOTAL INTERMEDIATE INPUT***	
-	-	-	-	***Direct Purchases Abroad by Residents***	
-	-	-	-	***Domestic Purchases by Non-Residents***	
2,513,213	**12,119,164**	**10,557,057**	**5,721,767**	***TOTAL INPUT***	
732,961	**3,531,214**	**3,738,357**	**1,394,471**	***Gross Value Added***	
538,210	1,973,411	2,639,088	1,055,955	***Compensation of Employees***	
10,455	50,236	45,974	22,944	***Other Net Taxes on Production***	
184,296	1,507,567	1,053,295	315,572	***Operating Surplus, Gross***	
64,743	312,137	285,113	141,929	***Consumption of Fixed Capital***	
119,553	1,195,430	768,182	173,643	***Operating Surplus, Net***	
3,246,174	**15,650,378**	**14,295,414**	**7,116,237**	***TOTAL OUTPUT***	

Jadual 5: Jadual Penggunaan pada Harga Pembeli, Komoditi mengikut Aktiviti (RM'000), 2019

Table 5: Use Tables at Purchasers' Prices, Commodity by Activity (RM'000), 2019

	Komoditi / Aktiviti	Komputer, Peranti, Mesin dan Kelengkapan Pejabat *Computers, Peripheral, Office Machinery and Equipment*	Motor Elektrik, Penjana dan Transformer *Electric Motors, Generators and Transformers*	Perkakasan Pengagihan & Pengawalan Elektrik, Bateri dan Akumulator *Electricity Distribution & Control Apparatus, Batteries and Accumulators*	Kabel Gentian Optikal, Elektronik dan Elektrik Lain *Fibre Optic, Electronic and Other Electric Cables*
		69	70	71	72
1	Padi	-	-	-	-
2	Tanaman Makanan	-	-	-	-
3	Sayur-sayuran	-	-	-	-
4	Buah-buahan	-	-	-	-
5	Getah	-	-	-	-
6	Kelapa Sawit	-	-	-	-
7	Tanaman Bunga	-	-	-	-
8	Pertanian Lain	-	-	-	-
9	Ternakan Ayam dan Itik	-	-	-	-
10	Ternakan Lain	-	-	-	-
11	Perhutanan dan Pembalakan	-	-	-	-
12	Perikanan dan Akuakultur	-	-	-	-
13	Minyak Mentah dan Gas Asli	-	-	-	-
14	Perlombongan Bijih Besi	-	-	-	-
15	Pengkuarian Batu, Pasir dan Tanah Liat	-	-	-	-
16	Perlombongan dan Pengkuarian Lain	-	-	-	-
17	Pemprosesan dan Pengawetan Daging	-	-	-	-
18	Pemprosesan dan Pengawetan Makanan Laut	-	-	-	-
19	Pemprosesan dan Pengawetan Buah-buahan & Sayur-sayuran	-	-	-	-
20	Produk Tenusu	-	-	-	-
21	Minyak & Lemak Sayuran dan Haiwan	-	-	-	-
22	Produk Bijian, Kanji dan Produk Berkanji	-	-	-	-
23	Produk Bakeri	-	-	-	-
24	Manisan	-	-	-	-
25	Prosesan Makanan Lain	-	-	-	-
26	Makanan Haiwan Tersedia	-	-	-	-
27	Spirit, Wain dan Minuman Keras	-	-	-	-
28	Minuman Ringan, Air Mineral dan Minuman Lain yang Dibotolkan	-	-	-	-
29	Produk Tembakau	-	-	-	-
30	Penyediaan, Pemintalan dan Penenunan Tekstil	-	-	-	-
31	Penyiapan Akhir Tekstil	-	-	-	-
32	Tekstil Lain	626	125	1,535	1,953
33	Pakaian	3,849	2,247	5,728	7,131
34	Produk Kulit	-	-	-	-
35	Kasut	-	-	-	-
36	Pengilangan dan Pengetaman Kayu	2,918	-	193	-
37	Kepingan Venier dan Panel berasaskan Kayu	2,058	2,134	6,319	13,869
38	Pertukangan Kayu dan Tanggam untuk Jurubina	-	-	167	-
39	Bekas Kayu dan Produk Kayu Lain	231	13,045	1,223	26,568
40	Kertas dan Produk Kertas	9,339	2,216	16,694	30,585
41	Perabot	8,057	3,461	11,582	4,508
42	Penerbitan Semula Media Rakaman	-	-	-	-
43	Percetakan	107,597	1,780	1,081	802
44	Kok dan Produk Petroleum Bertapis	120,698	84,482	114,904	96,567
45	Kimia Asas	10,861	39,725	196,288	229,967
46	Baja dan Sebatian Nitrogen	-	-	-	-
47	Cat dan Varnis	2,217	889	686	11,345
48	Produk Farmaseutikal, Kimia Perubatan dan Botani	-	-	-	-
49	Sabun & Bahan Pencuci, Pencuci dan Pengilat, Pewangi dan Dandanan Diri	70	-	16,454	-
50	Produk Kimia Lain	15,683	11,168	370,612	327,254
51	Tayar dan Tiub Getah	-	71	-	1,107
52	Prosesan Getah	6	-	323	19,356
53	Sarung Tangan Getah	738	430	242	7,023
54	Produk Getah Lain	4,170	4,349	2,404	68,233
55	Produk Plastik	3,608	7,724	48,521	19,500
56	Kaca dan Produk Kaca	143	2,392	32	14,086
57	Produk Refraktori, Tanah Liat, Porselin dan Seramik	305	19,128	-	-
58	Simen, Kapur dan Plaster	-	-	470,450	-
59	Produk Mineral bukan Logam	5,559	-	-	7,502
60	Besi dan Keluli Asas	12,768	161,268	196,187	290,329
61	Logam Asas Berharga dan Logam bukan Ferus Lain	10,208	270,849	1,057,873	954,998
62	Pengacuan Logam	359	38	-	60
63	Produk Struktur Logam, Tangki, Takungan dan Penjana Wap	1,686	49,905	282,264	31,858
64	Produk Logam Lain yang Direka	119,853	268,540	381,120	7,302,920
65	Enjin & Turbin, Alatan Kuasa Bendalir, Pam, Pemampat, Kepala Paip dan Injap Lain	-	17,578	-	-
66	Jentera Kegunaan Umum Lain	105,167	14,840	32,528	37,820
67	Senjata, Peluru dan Mesin bertujuan Khas	37,490	501	23,000	48
68	Perkakasan Domestik	-	-	-	-

Jadual 5: Jadual Penggunaan pada Harga Pembeli, Komoditi mengikut Aktiviti (RM'000), 2019

Table 5: Use Tables at Purchasers' Prices, Commodity by Activity (RM'000), 2019

Alatan Pendawaian, Kelengkapan Pencahayaan Elektrik dan Elektrik Lain *Wiring Devices, Electric Lighting and Other Electrical Equipment*	Komponen dan Papan Elektronik *Electronic Components and Boards*	Peralatan Komunikasi dan Elektronik Pengguna *Communication Equipment and Consumer Electronics*	Peralatan Penyinaran, Perubatan Elektro dan Elektroterapeutik *Irradiation, Electro Medical and Electrotherapeutic Equipment*	Activity / Commodity	
73	74	75	76		
-	-	-	-	Paddy	1
-	-	-	-	Food Crops	2
-	-	-	-	Vegetables	3
-	-	-	-	Fruits	4
-	-	-	-	Rubber	5
-	-	-	-	Oil Palm	6
-	-	-	-	Flower Plants	7
-	-	-	-	Other Agriculture	8
-	-	-	-	Poultry Farming	9
-	-	-	-	Other Livestock	10
-	-	-	-	Forestry and Logging	11
-	-	-	-	Fishing and Aquaculture	12
-	-	-	-	Crude Oil and Natural Gas	13
-	-	-	-	Mining of Metal Ores	14
-	-	-	-	Quarrying of Stone, Sand and Clay	15
-	-	-	-	Other Mining and Quarrying	16
-	-	-	-	Processing and Preserving of Meat	17
-	-	-	-	Processing and Preserving of Seafood	18
-	-	-	-	Processing and Preserving of Fruits & Vegetables	19
-	-	-	-	Dairy Products	20
-	-	-	-	Vegetable & Animal Oils and Fats	21
-	-	-	-	Grain Mill Products, Starches and Starch Products	22
-	-	-	-	Bakery Products	23
-	-	-	-	Confectionery	24
-	-	-	-	Other Food Processing	25
-	-	-	-	Prepared Animal Feeds	26
-	-	-	-	Spirits, Wines and Liquors	27
-	-	-	-	Soft Drinks, Mineral Waters and Other Bottled Waters	28
-	-	-	-	Tobacco Products	29
-	1,888	188	661	Preparation, Spinning and Weaving of Textiles	30
-	-	-	-	Finishing of Textiles	31
2,300	7,146	3,378	23	Other Textiles	32
16,820	50,430	11,451	4,574	Wearing Apparel	33
-	-	-	-	Leather Products	34
-	-	-	-	Footwear	35
-	-	-	-	Sawmilling and Planning of Wood	36
3,804	333,073	22,031	61	Veneer Sheets and Wood-based Panels	37
-	21,402	27,720	-	Builders' Carpentry and Joinery	38
4,070	214,545	119,642	888	Wooden Containers and Other Wood Products	39
7,523	97,921	76,356	1,669	Paper and Paper Products	40
2,287	77,498	20,770	2,671	Furniture	41
-	-	-	-	Reproduction of Recorded Media	42
560	231,857	232,724	338	Printing	43
68,256	1,107,576	186,583	27,916	Coke and Refined Petroleum Products	44
353,730	1,910,337	538,149	454,943	Basic Chemicals	45
104	-	-	-	Fertilizers and Nitrogen Compounds	46
7,148	59,836	187,864	2,443	Paints and Varnishes	47
-	-	-	7,853	Pharmaceuticals, Medicinal Chemical and Botanical Products	48
682	46,760	-	-	Soaps & Detergents, Cleaning & Polishing, Perfumes and Toilet Preparations	49
102,283	1,273,877	237,405	153,088	Other Chemicals Products	50
-	-	-	-	Rubber Tyres and Tubes	51
-	4,003	-	6,967	Rubber Processing	52
2,274	225	754	-	Rubber Gloves	53
22,999	112,011	7,628	-	Other Rubber Products	54
15,442	99,919	856,708	8,489	Plastic Products	55
15,476	2,381,292	235	18,131	Glass and Glass Products	56
1,335	56,830	95,474	-	Refractory, Clay, Porcelain and Ceramic Products	57
31	10,471	-	-	Cement, Lime and Plaster	58
3,542	87,966	-	-	Non-Metallic Mineral Products	59
181,753	2,538,646	44,912	93,068	Basic Iron and Steel	60
150,537	7,026,960	16,373	8,451	Basic Precious and Other Non-Ferrous Metals	61
498	92,842	-	9,399	Casting of Metals	62
262,020	436,108	802,264	17,914	Structural Metal Products, Tanks, Reservoirs and Steam Generators	63
209,346	7,565,124	608,769	396,615	Other Fabricated Metal Products	64
-	5,392	12,691	-	Engines & Turbines, Fluid Power Equipment, Other Pumps, Compressors, Taps and Valves	65
32,725	650,186	179,247	21,146	Other General Purpose Machinery	66
2,224	316,162	6,365	-	Weapons, Ammunition and Special Purpose Machinery	67
-	-	-	-	Domestic Appliances	68

Jadual 5: Jadual Penggunaan pada Harga Pembeli, Komoditi mengikut Aktiviti (RM'000), 2019

Table 5: Use Tables at Purchasers' Prices, Commodity by Activity (RM'000), 2019

	Komoditi / Aktiviti	Komputer, Peranti, Mesin dan Kelengkapan Pejabat *Computers, Peripheral, Office Machinery and Equipment*	Motor Elektrik, Penjana dan Transformer *Electric Motors, Generators and Transformers*	Perkakasan Pengagihan & Pengawalan Elektrik, Bateri dan Akumulator *Electricity Distribution & Control Apparatus, Batteries and Accumulators*	Kabel Gentian Optikal, Elektronik dan Elektrik Lain *Fibre Optic, Electronic and Other Electric Cables*
		69	70	71	72
69	Komputer, Peranti, Mesin dan Kelengkapan Pejabat	42,647	5,123	39,482	9,659
70	Motor Elektrik, Penjana dan Transformer	8,675	49,319	26,076	104
71	Perkakasan Pengagihan & Pengawalan Elektrik, Bateri dan Akumulator	795,739	22,710	724,413	69,006
72	Kabel Gentian Optikal, Elektronik dan Elektrik Lain	288	142,902	87,688	6,581
73	Alatan Pendawaian, Kelengkapan Pencahayaan Elektrik dan Elektrik Lain	182	686	8,778	136,208
74	Komponen dan Papan Elektronik	26,085,271	1,308,921	3,743,616	835,853
75	Peralatan Komunikasi dan Elektronik Pengguna	711,237	127,032	203,411	57,758
76	Peralatan Penyinaran, Perubatan Elektro dan Elektroterapeutik	-	4	-	-
77	Kelengkapan Mengukur, Menguji, Memandu Arah dan Kawalan	1,138	616	3,825	7,458
78	Instrumen Optikal, Alatan Fotografi, Media Magnetik dan Optikal	140,582	4,663	-	-
79	Jam Tangan dan Jam	-	-	-	-
80	Kenderaan Bermotor, Treler dan Semi Treler	64,345	150,959	46,111	22,584
81	Motosikal	-	-	-	-
82	Kapal, Bot, Basikal dan 'Invalid Carriages'	-	-	-	-
83	Kelengkapan Pengangkutan Lain	-	-	-	-
84	Pembuatan Lain	4,895	2,032	6,152	4,563
85	Pembaikan & Pemasangan Mesin dan Kelengkapan	155,433	33,761	96,010	80,180
86	Elektrik dan Gas	466,121	80,056	295,375	233,001
87	Air	27,256	3,520	14,923	10,602
88	Pembetungan, Pengurusan Sisa dan Aktiviti Pemulihan	1,628	659	2,185	1,998
89	Bangunan Kediaman	-	-	-	-
90	Bangunan Bukan Kediaman	-	-	-	-
91	Kejuruteraan Awam	-	-	-	-
92	Aktiviti Pembinaan Pertukangan Khas	-	-	-	-
93	Perdagangan Borong & Runcit, Pembaikan Kenderaan Bermotor dan Motosikal	9,662	3,963	5,635	3,391
94	Penginapan	-	-	-	-
95	Makanan dan Minuman	2,771	2,422	7,622	10,869
96	Pengangkutan Darat	10,991	1,884	7,601	5,752
97	Pengangkutan Air	973	466	1,829	1,412
98	Pengangkutan Udara	5,974	3,653	20,310	11,941
99	Penggudangan dan Aktiviti Sokongan untuk Pengangkutan	1,099	474	1,558	1,171
100	Perkhidmatan berkaitan Pengangkutan Air dan Udara	-	-	-	-
101	Perkhidmatan Operasi Lebuhraya, Jambatan dan Terowong	-	-	-	-
102	Perkhidmatan Pos dan Kurier	1,776	2,359	1,657	2,836
103	Aktiviti Penerbitan	-	-	-	-
104	Telekomunikasi	19,507	5,542	15,330	13,113
105	Aktiviti Wayang Gambar, Pemprograman dan Penyiaran	-	-	-	-
106	Perkhidmatan Komputer dan Maklumat	11,205	765	1,879	2,574
107	Perantaraan Kewangan	363,974	36,971	112,584	139,833
108	Perkhidmatan Kewangan Lain	12,552	3,241	9,472	13,530
109	Insurans/ Takaful dan Tabungan Pencen	22,945	6,297	24,656	22,612
110	Aktiviti Sokongan Perkhidmatan Kewangan dan Insurans/ Takaful	328	731	584	753
111	Hartanah	28,187	5,791	13,810	8,275
112	Pemilikan Kediaman	-	-	-	-
113	Sewaan dan Pajakan	176,100	785	259,559	26,110
114	Penyelidikan dan Pembangunan Saintifik	-	-	-	-
115	Profesional	66,399	38,476	204,126	200,841
116	Perkhidmatan Perniagaan	5,482	4,480	2,778	14,888
117	Pentadbiran Awam	-	-	-	-
118	Pendidikan	-	-	-	-
119	Kesihatan	-	-	-	-
120	Ketenteraman dan Keselamatan Awam	-	-	-	-
121	Pentadbiran Awam Lain	-	-	-	-
122	Institusi bukan Keuntungan yang Berkhidmat kepada Isi Rumah	-	-	-	-
123	Kesenian, Hiburan dan Rekreasi	-	-	-	-
124	Perkhidmatan Swasta Lain	-	-	-	-
	JUMLAH INPUT PERANTARAAN	**29,831,627**	**3,030,145**	**9,227,443**	**11,460,846**
	Pembelian Langsung oleh Residen di Luar Negeri	-	-	-	-
	Pembelian Dalam Negeri oleh Bukan Residen	-	-	-	-
	JUMLAH INPUT	**29,831,627**	**3,030,145**	**9,227,443**	**11,460,846**
	Nilai Ditambah Kasar	**5,586,938**	**1,023,458**	**2,189,897**	**2,307,733**
	Pampasan Pekerja	3,548,957	586,187	1,336,688	1,407,527
	Cukai Bersih Lain ke atas Pengeluaran	113,537	13,011	36,742	44,453
	Lebihan Kendalian, Kasar	1,924,444	424,260	816,467	855,753
	Penggunaan Modal Tetap	706,401	80,847	227,712	707,911
	Lebihan Kendalian, Bersih	1,218,043	343,414	588,756	147,842
	JUMLAH OUTPUT	**35,418,565**	**4,053,603**	**11,417,341**	**13,768,579**

Jadual 5: Jadual Penggunaan pada Harga Pembeli, Komoditi mengikut Aktiviti (RM'000), 2019

Table 5: Use Tables at Purchasers' Prices, Commodity by Activity (RM'000), 2019

Alatan Pendawaian, Kelengkapan Pencahayaan Elektrik dan Elektrik Lain *Wiring Devices, Electric Lighting and Other Electrical Equipment*	Komponen dan Papan Elektronik *Electronic Components and Boards*	Peralatan Komunikasi dan Elektronik Pengguna *Communication Equipment and Consumer Electronics*	Peralatan Penyinaran, Perubatan Elektro dan Elektroterapeutik *Irradiation, Electro Medical and Electrotherapeutic Equipment*	Activity / Commodity	
73	74	75	76		
9,002	4,729,194	161,714	9,261	Computers, Peripheral, Office Equipment and Machinery	69
7,190	59,871	137,536	459	Electric Motors, Generators and Transformers	70
39,051	3,396,275	4,904,408	33,583	Electricity Distribution & Control Apparatus, Batteries and Accumulators	71
83,454	113,504	1,435,643	375	Fibre Optic Cables, Electronic and Other Electric	72
483,626	256,288	685,389	362	Wiring Devices, Electric Lighting Equipment and Other Electrical	73
1,066,449	101,750,136	48,033,845	918,549	Electronic Components and Boards	74
134,071	4,690,344	7,708,101	20,142	Communication Equipment and Consumer Electronics	75
-	-	-	437,442	Irradiation Equipment, Electro Medical and Electrotherapeutic	76
27,147	125,696	50,145	2,334	Measuring Equipment, Testing, Navigating and Control	77
-	12,735	642,384	-	Optical Instruments, Photographic Equipment, Magnetic and Optical Media	78
-	1,706	5,377	28	Watches and Clocks	79
20,675	1,668,638	114,039	13,123	Motor Vehicles, Trailers and Semi Trailers	80
-	-	-	-	Motorcycles	81
-	-	-	-	Ships, Boats, Bicycles and Invalid Carriages	82
-	-	-	-	Other Transport Equipment	83
3,183	40,586	32,514	1,924	Other Manufacturing	84
49,710	2,413,534	305,624	33,112	Repair & Installation of Machinery and Equipment	85
76,246	4,231,956	410,592	135,174	Electricity and Gas	86
7,393	188,710	20,097	4,358	Water	87
1,667	21,723	8,823	835	Sewerage, Waste Management and Remediation Activities	88
-	-	-	-	Residential Buildings	89
-	-	-	-	Non-Residential Buildings	90
-	-	-	-	Civil Engineering	91
-	791,413	-	-	Specialised Construction Activities	92
3,019	209,150	16,711	1,971	Wholesale & Retail Trade, Repair of Motor Vehicles and Motorcycles	93
-	-	-	-	Accommodation	94
8,674	69,075	30,793	3,230	Food and Beverage	95
6,407	99,686	139,395	6,099	Land Transport	96
1,559	12,934	7,305	1,512	Water Transport	97
16,991	70,516	44,588	9,230	Air Transport	98
984	10,531	7,543	760	Warehousing and Support Activities for Transportation	99
-	-	-	-	Services Incidental to Water and Air Transportation	100
-	-	-	-	Highway Operation Services, Bridge and Tunnel	101
2,200	47,252	13,580	718	Postal and Courier Activities	102
-	-	-	-	Publishing Activities	103
11,206	110,116	56,549	4,508	Telecommunications	104
-	-	-	-	Motion Picture, Programming and Broadcasting Activities	105
1,217	15,258	39,664	274	Computer and Information Services	106
45,787	1,924,325	881,275	38,646	Monetary Intermediation	107
6,140	140,416	65,943	3,257	Other Financial Service	108
21,922	174,503	121,059	22,364	Insurance/ Takaful and Pension Funding	109
869	5,199	1,093	315	Activities Auxiliary to Financial Service and Insurance/ Takaful	110
9,043	321,933	39,747	8,041	Real Estate	111
-	-	-	-	Ownership of Dwellings	112
3,592	117,017	906,198	101,229	Rental and Leasing	113
-	-	-	-	Scientific Research and Development	114
130,644	2,830,623	786,760	116,678	Professional	115
3,850	250,160	119,907	299	Business Services	116
-	-	-	-	Public Administration	117
-	-	-	-	Education	118
-	-	-	-	Health	119
-	-	-	-	Public Order and Safety	120
-	-	-	-	Other Public Administration	121
-	-	-	-	Non-Profit Institutions Serving Households	122
-	-	-	-	Arts, Entertainment and Recreation	123
-	-	-	-	Other Private Services	124
3,752,737	**157,719,288**	**72,230,022**	**3,167,501**	TOTAL INTERMEDIATE INPUT	
-	-	-	-	Direct Purchases Abroad by Residents	
-	-	-	-	Domestic Purchases by Non-Residents	
3,752,737	**157,719,288**	**72,230,022**	**3,167,501**	TOTAL INPUT	
1,069,156	**38,706,210**	**19,499,937**	**1,590,143**	Gross Value Added	
774,985	20,791,564	10,381,710	899,495	Compensation of Employees	
15,501	631,581	294,188	15,430	Other Net Taxes on Production	
278,670	17,283,066	8,824,039	675,218	Operating Surplus, Gross	
247,917	10,099,207	4,716,291	244,614	Consumption of Fixed Capital	
30,752	7,183,859	4,107,748	430,604	Operating Surplus, Net	
4,821,893	**196,425,498**	**91,729,958**	**4,757,644**	TOTAL OUTPUT	

Jadual 5: Jadual Penggunaan pada Harga Pembeli, Komoditi mengikut Aktiviti (RM'000), 2019

Table 5: Use Tables at Purchasers' Prices, Commodity by Activity (RM'000), 2019

	Komoditi / Aktiviti	Kelengkapan Mengukur, Menguji,Memandu Arah dan Kawalan *Measuring, Testing, Navigating and Control Equipment*	Instrumen Optikalal, Alatan Fotografi, Media Magnetik dan Optikal *Optical Instruments, Photographic Equipment, Magnetic and Optical Media*	Jam Tangan dan Jam *Watches and Clocks*	Kenderaan Bermotor, Treler dan Semi Treler *Motor Vehicles, Trailers and Semi Trailers*
		77	78	79	80
1	Padi	-	-	-	-
2	Tanaman Makanan	-	-	-	-
3	Sayur-sayuran	-	-	-	-
4	Buah-buahan	-	-	-	-
5	Getah	-	-	-	-
6	Kelapa Sawit	-	-	-	-
7	Tanaman Bunga	-	-	-	-
8	Pertanian Lain	-	-	-	-
9	Ternakan Ayam dan Itik	-	-	-	-
10	Ternakan Lain	-	-	-	-
11	Perhutanan dan Pembalakan	-	-	-	-
12	Perikanan dan Akuakultur	-	-	-	-
13	Minyak Mentah dan Gas Asli	-	-	-	-
14	Perlombongan Bijih Besi	-	-	-	-
15	Pengkuarian Batu, Pasir dan Tanah Liat	-	-	-	-
16	Perlombongan dan Pengkuarian Lain	-	-	-	-
17	Pemprosesan dan Pengawetan Daging	-	-	-	-
18	Pemprosesan dan Pengawetan Makanan Laut	-	-	-	-
19	Pemprosesan dan Pengawetan Buah-buahan & Sayur-sayuran	-	-	-	-
20	Produk Tenusu	-	-	-	-
21	Minyak & Lemak Sayuran dan Haiwan	-	-	-	-
22	Produk Bijian, Kanji dan Produk Berkanji	-	-	-	-
23	Produk Bakeri	-	-	-	-
24	Manisan	-	-	-	-
25	Prosesan Makanan Lain	-	-	-	-
26	Makanan Haiwan Tersedia	-	-	-	-
27	Spirit, Wain dan Minuman Keras	-	-	-	-
28	Minuman Ringan, Air Mineral dan Minuman Lain yang Dibotolkan	-	-	-	-
29	Produk Tembakau	-	-	-	-
30	Penyediaan, Pemintalan dan Penenunan Tekstil	29	47	-	49,299
31	Penyiapan Akhir Tekstil	-	-	-	-
32	Tekstil Lain	161	100	50	4,241
33	Pakaian	4,074	1,930	308	17,766
34	Produk Kulit	-	449	-	138,247
35	Kasut	-	-	-	226
36	Pengilangan dan Pengetaman Kayu	-	-	-	17,799
37	Kepingan Venier dan Panel berasaskan Kayu	1,362	172	1,040	17,078
38	Pertukangan Kayu dan Tanggam untuk Jurubina	-	-	-	1,010
39	Bekas Kayu dan Produk Kayu Lain	621	-	135	2,720
40	Kertas dan Produk Kertas	2,392	1,328	255	57,315
41	Perabot	3,545	989	747	128,460
42	Penerbitan Semula Media Rakaman	-	-	-	-
43	Percetakan	470	232	461	4,087
44	Kok dan Produk Petroleum Bertapis	95,329	44,042	9,171	313,349
45	Kimia Asas	6,909	4,885	259	131,562
46	Baja dan Sebatian Nitrogen	-	-	-	-
47	Cat dan Varnis	1,508	4,507	-	90,046
48	Produk Farmaseutikal, Kimia Perubatan dan Botani	-	-	-	7,268
49	Sabun & Bahan Pencuci, Pencuci dan Pengilat, Pewangi dan Dandanan Diri	-	-	-	894
50	Produk Kimia Lain	31,354	25,725	-	91,457
51	Tayar dan Tiub Getah	-	-	-	71,089
52	Prosesan Getah	-	-	-	3,320
53	Sarung Tangan Getah	6	-	35	349,069
54	Produk Getah Lain	57	-	355	3,530,210
55	Produk Plastik	16,138	74	9,087	255,612
56	Kaca dan Produk Kaca	260	49,135	21,048	3,318
57	Produk Refraktori, Tanah Liat, Porselin dan Seramik	-	-	-	1,998
58	Simen, Kapur dan Plaster	2,204	-	-	-
59	Produk Mineral bukan Logam	-	-	671	3,758
60	Besi dan Keluli Asas	306,495	3,596	4,557	1,724,772
61	Logam Asas Berharga dan Logam bukan Ferus Lain	245,069	7,804	16,206	912,695
62	Pengacuan Logam	5,621	-	89	27,089
63	Produk Struktur Logam, Tangki, Takungan dan Penjana Wap	62,459	4,033	534	1,504,920
64	Produk Logam Lain yang Direka	210,401	3,285	63,866	2,370,971
65	Enjin & Turbin, Alatan Kuasa Bendalir, Pam, Pemampat, Kepala Paip dan Injap Lain	-	-	-	203,182
66	Jentera Kegunaan Umum Lain	29,247	7,999	6,444	323,677
67	Senjata, Peluru dan Mesin bertujuan Khas	28,366	2,959	-	759,771
68	Perkakasan Domestik	-	-	-	-

Jadual 5: Jadual Penggunaan pada Harga Pembeli, Komoditi mengikut Aktiviti (RM'000), 2019

Table 5: Use Tables at Purchasers' Prices, Commodity by Activity (RM'000), 2019

Motosikal *Motorcycles*	Kapal, Bot, Basikal dan *Invalid Carriages* *Ships, Boats, Bicycles and Invalid Carriages*	Kelengkapan Pengangkutan Lain *Other Transport Equipment*	Pembuatan Lain *Other Manufacturing*	*Activity* / *Commodity*	
81	82	83	84		
-	-	-	-	***Paddy***	***1***
-	-	-	-	***Food Crops***	***2***
-	-	-	-	***Vegetables***	***3***
-	-	-	-	***Fruits***	***4***
-	-	-	-	***Rubber***	***5***
-	-	-	-	***Oil Palm***	***6***
-	-	-	-	***Flower Plants***	***7***
-	-	-	-	***Other Agriculture***	***8***
-	-	-	-	***Poultry Farming***	***9***
-	-	-	-	***Other Livestock***	***10***
-	-	-	-	***Forestry and Logging***	***11***
-	-	-	-	***Fishing and Aquaculture***	***12***
-	-	-	-	***Crude Oil and Natural Gas***	***13***
-	-	-	441,315	***Mining of Metal Ores***	***14***
-	-	-	-	***Quarrying of Stone, Sand and Clay***	***15***
-	-	-	183,577	***Other Mining and Quarrying***	***16***
-	-	-	-	***Processing and Preserving of Meat***	***17***
-	-	-	-	***Processing and Preserving of Seafood***	***18***
-	-	-	-	***Processing and Preserving of Fruits & Vegetables***	***19***
-	-	-	-	***Dairy Products***	***20***
-	-	-	-	***Vegetable & Animal Oils and Fats***	***21***
-	-	-	-	***Grain Mill Products, Starches and Starch Products***	***22***
-	-	-	-	***Bakery Products***	***23***
-	-	-	-	***Confectionery***	***24***
-	-	-	-	***Other Food Processing***	***25***
-	-	-	-	***Prepared Animal Feeds***	***26***
-	-	-	-	***Spirits, Wines and Liquors***	***27***
-	-	-	-	***Soft Drinks, Mineral Waters and Other Bottled Waters***	***28***
-	-	-	-	***Tobacco Products***	***29***
390	89	-	6,440	***Preparation, Spinning and Weaving of Textiles***	***30***
-	-	-	-	***Finishing of Textiles***	***31***
106	5,757	7,272	24,149	***Other Textiles***	***32***
524	6,677	907	3,796	***Wearing Apparel***	***33***
2,629	-	-	2,596	***Leather Products***	***34***
-	366	-	664	***Footwear***	***35***
-	153,802	20,939	39,536	***Sawmilling and Planning of Wood***	***36***
2,193	11,815	3,131	13,154	***Veneer Sheets and Wood-based Panels***	***37***
-	-	352	22	***Builders' Carpentry and Joinery***	***38***
3,919	649	1,566	6,367	***Wooden Containers and Other Wood Products***	***39***
10,395	4,235	3,144	37,183	***Paper and Paper Products***	***40***
486	10,055	3,745	4,938	***Furniture***	***41***
-	-	-	-	***Reproduction of Recorded Media***	***42***
244	3,656	596	122,993	***Printing***	***43***
32,919	241,826	99,071	939,116	***Coke and Refined Petroleum Products***	***44***
3,965	122,477	72,098	435,390	***Basic Chemicals***	***45***
-	-	-	5,909	***Fertilizers and Nitrogen Compounds***	***46***
3,441	78,688	28,828	43,837	***Paints and Varnishes***	***47***
-	-	-	169,132	***Pharmaceuticals, Medicinal Chemical and Botanical Products***	***48***
-	50	-	7,029	***Soaps & Detergents, Cleaning & Polishing, Perfumes and Toilet Preparations***	***49***
3,168	7,141	33,229	378,541	***Other Chemicals Products***	***50***
5	68,719	218,531	1,311	***Rubber Tyres and Tubes***	***51***
-	6,663	-	30,605	***Rubber Processing***	***52***
1,001	176	21,302	1,386	***Rubber Gloves***	***53***
10,122	816	215,464	10,395	***Other Rubber Products***	***54***
950	5,508	10,569	36,402	***Plastic Products***	***55***
-	10,192	2,588	6,921	***Glass and Glass Products***	***56***
-	-	-	2,775	***Refractory, Clay, Porcelain and Ceramic Products***	***57***
-	-	-	3,466	***Cement, Lime and Plaster***	***58***
-	7,372	-	5,602	***Non-Metallic Mineral Products***	***59***
356,594	793,207	109,891	56,501	***Basic Iron and Steel***	***60***
40,922	67,955	85,792	2,934,589	***Basic Precious and Other Non-Ferrous Metals***	***61***
70	22	656	2,791	***Casting of Metals***	***62***
51,249	990,880	249,421	55,387	***Structural Metal Products, Tanks, Reservoirs and Steam Generators***	***63***
207,951	541,580	631,057	232,017	***Other Fabricated Metal Products***	***64***
232,209	2,009,697	317,311	18,594	***Engines & Turbines, Fluid Power Equipment, Other Pumps, Compressors, Taps and Valves***	***65***
4,342	23,543	30,063	37,399	***Other General Purpose Machinery***	***66***
537	180,952	13,819	13,792	***Weapons, Ammunition and Special Purpose Machinery***	***67***
-	-	-	-	***Domestic Appliances***	***68***

Jadual 5: Jadual Penggunaan pada Harga Pembeli, Komoditi mengikut Aktiviti (RM'000), 2019

Table 5: Use Tables at Purchasers' Prices, Commodity by Activity (RM'000), 2019

	Komoditi / Aktiviti	Kelengkapan Mengukur, Menguji,Memandu Arah dan Kawalan *Measuring, Testing, Navigating and Control Equipment*	Instrumen Optikalal, Alatan Fotografi, Media Magnetik dan Optikal *Optical Instruments, Photographic Equipment, Magnetic and Optical Media*	Jam Tangan dan Jam *Watches and Clocks*	Kenderaan Bermotor, Treler dan Semi Treler *Motor Vehicles, Trailers and Semi Trailers*
		77	78	79	80
69	Komputer, Peranti, Mesin dan Kelengkapan Pejabat	1,750	1,722	1,435	69,024
70	Motor Elektrik, Penjana dan Transformer	8,064	-	-	58,068
71	Perkakasan Pengagihan & Pengawalan Elektrik, Bateri dan Akumulator	328,301	-	-	42,186
72	Kabel Gentian Optikal, Elektronik dan Elektrik Lain	65,249	1,194	-	48,039
73	Alatan Pendawaian, Kelengkapan Pencahayaan Elektrik dan Elektrik Lain	649	-	2,214	19,778
74	Komponen dan Papan Elektronik	2,502,724	1,842,126	247,205	3,995,858
75	Peralatan Komunikasi dan Elektronik Pengguna	233,178	660	165	265,981
76	Peralatan Penyinaran, Perubatan Elektro dan Elektroterapeutik	-	-	-	35,268
77	Kelengkapan Mengukur, Menguji, Memandu Arah dan Kawalan	165,454	-	-	2,418
78	Instrumen Optikal, Alatan Fotografi, Media Magnetik dan Optikal	-	402,799	887	1,131
79	Jam Tangan dan Jam	-	-	230,162	-
80	Kenderaan Bermotor, Treler dan Semi Treler	22,018	6,316	6,652	19,317,145
81	Motosikal	-	-	-	-
82	Kapal, Bot, Basikal dan 'Invalid Carriages'	-	-	-	-
83	Kelengkapan Pengangkutan Lain	-	-	-	-
84	Pembuatan Lain	2,677	1,317	2,624	23,254
85	Pembaikan & Pemasangan Mesin dan Kelengkapan	82,110	19,221	31,433	451,559
86	Elektrik dan Gas	161,117	90,455	29,865	630,148
87	Air	4,686	3,480	550	29,452
88	Pembetungan, Pengurusan Sisa dan Aktiviti Pemulihan	2,448	311	630	13,010
89	Bangunan Kediaman	-	-	-	-
90	Bangunan Bukan Kediaman	-	-	-	-
91	Kejuruteraan Awam	-	-	-	-
92	Aktiviti Pembinaan Pertukangan Khas	-	-	-	-
93	Perdagangan Borong & Runcit, Pembaikan Kenderaan Bermotor dan Motosikal	3,306	745	721	413,110
94	Penginapan	-	-	-	-
95	Makanan dan Minuman	4,650	1,696	687	35,831
96	Pengangkutan Darat	26,897	1,132	308	29,007
97	Pengangkutan Air	5,060	9,573	79	7,109
98	Pengangkutan Udara	30,886	1,678	456	47,048
99	Penggudangan dan Aktiviti Sokongan untuk Pengangkutan	1,916	300	460	5,972
100	Perkhidmatan berkaitan Pengangkutan Air dan Udara	-	-	-	-
101	Perkhidmatan Operasi Lebuhraya, Jambatan dan Terowong	-	-	-	-
102	Perkhidmatan Pos dan Kurier	2,993	347	218	6,681
103	Aktiviti Penerbitan	-	-	-	-
104	Telekomunikasi	21,552	2,955	703	41,975
105	Aktiviti Wayang Gambar, Pemprograman dan Penyiaran	-	-	-	-
106	Perkhidmatan Komputer dan Maklumat	3,191	1,171	82	39,567
107	Perantaraan Kewangan	66,456	32,748	9,232	502,051
108	Perkhidmatan Kewangan Lain	6,101	2,279	725	59,282
109	Insurans/ Takaful dan Tabungan Pencen	26,421	3,924	5,157	85,716
110	Aktiviti Sokongan Perkhidmatan Kewangan dan Insurans/ Takaful	451	106	23	1,830
111	Hartanah	10,689	1,506	1,286	246,496
112	Pemilikan Kediaman	-	-	-	-
113	Sewaan dan Pajakan	186,608	44,206	-	204,828
114	Penyelidikan dan Pembangunan Saintifik	-	-	-	-
115	Profesional	408,814	40,577	46,720	1,162,819
116	Perkhidmatan Perniagaan	6,301	6,193	676	138,607
117	Pentadbiran Awam	-	-	-	-
118	Pendidikan	-	-	-	-
119	Kesihatan	-	-	-	-
120	Ketenteraman dan Keselamatan Awam	-	-	-	-
121	Pentadbiran Awam Lain	-	-	-	-
122	Institusi bukan Keuntungan yang Berkhidmat kepada Isi Rumah	-	-	-	-
123	Kesenian, Hiburan dan Rekreasi	-	-	-	-
124	Perkhidmatan Swasta Lain	-	-	-	-
	JUMLAH INPUT PERANTARAAN	**5,446,796**	**2,684,027**	**756,671**	**41,148,525**
	Pembelian Langsung oleh Residen di Luar Negeri	-	-	-	-
	Pembelian Dalam Negeri oleh Bukan Residen	-	-	-	-
	JUMLAH INPUT	**5,446,796**	**2,684,027**	**756,671**	**41,148,525**
	Nilai Ditambah Kasar	**1,813,799**	**476,459**	**417,368**	**15,743,830**
	Pampasan Pekerja	1,048,801	329,166	344,319	2,120,065
	Cukai Bersih Lain ke atas Pengeluaran	23,339	10,185	3,788	180,176
	Lebihan Kendalian, Kasar	741,659	137,108	69,261	13,443,588
	Penggunaan Modal Tetap	373,303	162,496	27,473	1,331,304
	Lebihan Kendalian, Bersih	368,356	(25,388)	41,788	12,112,285
	JUMLAH OUTPUT	**7,260,595**	**3,160,486**	**1,174,039**	**56,892,354**

Jadual 5: Jadual Penggunaan pada Harga Pembeli, Komoditi mengikut Aktiviti (RM'000), 2019

Table 5: Use Tables at Purchasers' Prices, Commodity by Activity (RM'000), 2019

Motosikal *Motorcycles*	Kapal, Bot, Basikal dan *Invalid Carriages* *Ships, Boats, Bicycles and Invalid Carriages*	Kelengkapan Pengangkutan Lain *Other Transport Equipment*	Pembuatan Lain *Other Manufacturing*	*Activity* / *Commodity*	
81	82	83	84		
2,618	25,602	10,100	10,585	*Computers, Peripheral, Office Equipment and Machinery*	69
1,257	1,306	-	1,879	*Electric Motors, Generators and Transformers*	70
4,318	176,732	-	9,027	*Electricity Distribution & Control Apparatus, Batteries and Accumulators*	71
508	240	-	1,910	*Fibre Optic Cables, Electronic and Other Electric*	72
-	33,710	-	442	*Wiring Devices, Electric Lighting Equipment and Other Electrical*	73
8,525	269,447	1,707,058	488,720	*Electronic Components and Boards*	74
8,007	134,707	7,557	31,032	*Communication Equipment and Consumer Electronics*	75
-	-	-	7,246	*Irradiation Equipment, Electro Medical and Electrotherapeutic*	76
-	18,428	201	45,309	*Measuring Equipment, Testing, Navigating and Control*	77
-	-	-	12,715	*Optical Instruments, Photographic Equipment, Magnetic and Optical Media*	78
-	-	-	134	*Watches and Clocks*	79
901,760	7,918,181	1,339,062	88,054	*Motor Vehicles, Trailers and Semi Trailers*	80
-	-	-	-	*Motorcycles*	81
-	-	-	-	*Ships, Boats, Bicycles and Invalid Carriages*	82
-	-	-	-	*Other Transport Equipment*	83
1,387	20,799	3,389	424,371	*Other Manufacturing*	84
19,525	108,170	94,614	94,184	*Repair & Installation of Machinery and Equipment*	85
39,626	189,163	78,079	224,349	*Electricity and Gas*	86
2,493	14,490	3,411	11,261	*Water*	87
431	5,338	1,837	49,909	*Sewerage, Waste Management and Remediation Activities*	88
-	-	-	-	*Residential Buildings*	89
-	-	-	-	*Non-Residential Buildings*	90
-	-	-	-	*Civil Engineering*	91
-	-	-	-	*Specialised Construction Activities*	92
17,980	160,027	27,834	12,796	*Wholesale & Retail Trade, Repair of Motor Vehicles and Motorcycles*	93
-	-	-	-	*Accommodation*	94
4,383	7,018	6,550	14,122	*Food and Beverage*	95
1,753	7,387	9,915	10,505	*Land Transport*	96
428	1,814	2,443	2,569	*Water Transport*	97
5,961	22,510	15,580	21,986	*Air Transport*	98
356	3,998	1,274	38,696	*Warehousing and Support Activities for Transportation*	99
-	-	-	-	*Services Incidental to Water and Air Transportation*	100
-	-	-	-	*Highway Operation Services, Bridge and Tunnel*	101
668	5,490	556	3,697	*Postal and Courier Activities*	102
-	-	-	-	*Publishing Activities*	103
3,055	16,755	3,638	19,419	*Telecommunications*	104
-	-	-	-	*Motion Picture, Programming and Broadcasting Activities*	105
623	2,563	4,054	2,905	*Computer and Information Services*	106
25,862	214,513	70,382	103,057	*Monetary Intermediation*	107
2,768	22,554	6,422	11,274	*Other Financial Service*	108
6,993	48,617	28,318	38,293	*Insurance/ Takaful and Pension Funding*	109
113	1,492	198	823	*Activities Auxiliary to Financial Service and Insurance/ Takaful*	110
10,965	99,109	21,611	27,278	*Real Estate*	111
-	-	-	-	*Ownership of Dwellings*	112
25,678	309	3,055	29,354	*Rental and Leasing*	113
-	-	-	-	*Scientific Research and Development*	114
45,985	2,415,515	133,498	281,588	*Professional*	115
5,308	281,148	6,580	11,554	*Business Services*	116
-	-	-	-	*Public Administration*	117
-	-	-	-	*Education*	118
-	-	-	-	*Health*	119
-	-	-	-	*Public Order and Safety*	120
-	-	-	-	*Other Public Administration*	121
-	-	-	-	*Non-Profit Institutions Serving Households*	122
-	-	-	-	*Arts, Entertainment and Recreation*	123
-	-	-	-	*Other Private Services*	124
2,119,664	**17,581,692**	**5,768,558**	**8,446,660**	*TOTAL INTERMEDIATE INPUT*	
-	-	-	-	*Direct Purchases Abroad by Residents*	
-	-	-	-	*Domestic Purchases by Non-Residents*	
2,119,664	**17,581,692**	**5,768,558**	**8,446,660**	*TOTAL INPUT*	
1,023,845	**3,541,513**	**1,625,457**	**2,801,966**	*Gross Value Added*	
344,766	384,631	347,328	1,031,033	*Compensation of Employees*	
9,964	66,528	23,520	36,081	*Other Net Taxes on Production*	
669,115	3,090,353	1,254,609	1,734,853	*Operating Surplus, Gross*	
73,559	494,291	173,023	263,222	*Consumption of Fixed Capital*	
595,555	2,596,062	1,081,586	1,471,630	*Operating Surplus, Net*	
3,143,508	**21,123,205**	**7,394,015**	**11,248,626**	*TOTAL OUTPUT*	

Jadual 5: Jadual Penggunaan pada Harga Pembeli, Komoditi mengikut Aktiviti (RM'000), 2019

Table 5: Use Tables at Purchasers' Prices, Commodity by Activity (RM'000), 2019

	Komoditi / Aktiviti	Pembaikan & Pemasangan Mesin dan Kelengkapan *Repair & Installation of Machinery and Equipment*	Elektrik dan Gas *Electricity and Gas*	Wap, Pendingin Udara, Penakungan, Perawatan dan Bekalan Air *Steam, Air Conditioning, Water Collection, Treatment and Supply*	Pembetungan, Pengurusan Sisa dan Aktiviti Pemulihan *Sewerage, Waste Management and Remediation Activities*
		85	86	87	88
1	Padi	-	-	-	-
2	Tanaman Makanan	-	-	-	-
3	Sayur-sayuran	-	-	-	-
4	Buah-buahan	-	-	-	-
5	Getah	-	-	-	-
6	Kelapa Sawit	-	-	-	-
7	Tanaman Bunga	-	-	-	-
8	Pertanian Lain	-	-	-	-
9	Ternakan Ayam dan Itik	-	-	-	-
10	Ternakan Lain	-	-	-	-
11	Perhutanan dan Pembalakan	-	-	-	-
12	Perikanan dan Akuakultur	-	-	-	-
13	Minyak Mentah dan Gas Asli	-	-	-	-
14	Perlombongan Bijih Besi	-	-	-	-
15	Pengkuarian Batu, Pasir dan Tanah Liat	-	-	-	-
16	Perlombongan dan Pengkuarian Lain	-	10,993,771	-	-
17	Pemprosesan dan Pengawetan Daging	-	-	-	-
18	Pemprosesan dan Pengawetan Makanan Laut	-	-	-	-
19	Pemprosesan dan Pengawetan Buah-buahan & Sayur-sayuran	-	-	-	-
20	Produk Tenusu	-	-	-	-
21	Minyak & Lemak Sayuran dan Haiwan	-	-	-	-
22	Produk Bijian, Kanji dan Produk Berkanji	-	-	-	-
23	Produk Bakeri	-	-	-	-
24	Manisan	8	-	-	-
25	Prosesan Makanan Lain	-	-	-	-
26	Makanan Haiwan Tersedia	-	-	-	-
27	Spirit, Wain dan Minuman Keras	-	-	-	-
28	Minuman Ringan, Air Mineral dan Minuman Lain yang Dibotolkan	-	-	-	-
29	Produk Tembakau	-	-	-	-
30	Penyediaan, Pemintalan dan Penenunan Tekstil	1,109	-	-	-
31	Penyiapan Akhir Tekstil	-	-	-	-
32	Tekstil Lain	52,419	-	-	-
33	Pakaian	8,644	2,983	5,674	1,287
34	Produk Kulit	352	-	-	-
35	Kasut	-	-	-	-
36	Pengilangan dan Pengetaman Kayu	7,573	1	-	-
37	Kepingan Venier dan Panel berasaskan Kayu	47,295	-	-	-
38	Pertukangan Kayu dan Tanggam untuk Jurubina	984	-	-	-
39	Bekas Kayu dan Produk Kayu Lain	8,025	-	-	-
40	Kertas dan Produk Kertas	26,557	2,214	-	-
41	Perabot	11,312	-	-	-
42	Penerbitan Semula Media Rakaman	1,834	-	-	-
43	Percetakan	159	131	29	27
44	Kok dan Produk Petroleum Bertapis	270,173	11,689,144	87,427	362,737
45	Kimia Asas	117,097	10,821	-	-
46	Baja dan Sebatian Nitrogen	728	-	-	-
47	Cat dan Varnis	32,814	-	-	-
48	Produk Farmaseutikal, Kimia Perubatan dan Botani	-	-	-	-
49	Sabun & Bahan Pencuci, Pencuci dan Pengilat, Pewangi dan Dandanan Diri	91	-	-	-
50	Produk Kimia Lain	29,149	-	-	-
51	Tayar dan Tiub Getah	922	-	-	-
52	Prosesan Getah	8,532	-	-	-
53	Sarung Tangan Getah	201	-	-	-
54	Produk Getah Lain	795	-	-	-
55	Produk Plastik	71,583	16,987	-	-
56	Kaca dan Produk Kaca	2,274	-	-	-
57	Produk Refraktori, Tanah Liat, Porselin dan Seramik	336	-	-	-
58	Simen, Kapur dan Plaster	348	-	-	-
59	Produk Mineral bukan Logam	3,146	-	-	-
60	Besi dan Keluli Asas	669,302	-	-	-
61	Logam Asas Berharga dan Logam bukan Ferus Lain	106,587	-	-	-
62	Pengacuan Logam	35,385	-	-	-
63	Produk Struktur Logam, Tangki, Takungan dan Penjana Wap	631,499	-	-	-
64	Produk Logam Lain yang Direka	1,218,859	683	-	-
65	Enjin & Turbin, Alatan Kuasa Bendalir, Pam, Pemampat, Kepala Paip dan Injap Lain	26,219	-	438,475	162,657
66	Jentera Kegunaan Umum Lain	153,459	-	-	-
67	Senjata, Peluru dan Mesin bertujuan Khas	41,030	31,887	-	-
68	Perkakasan Domestik	-	-	-	-

Jadual 5: Jadual Penggunaan pada Harga Pembeli, Komoditi mengikut Aktiviti (RM'000), 2019

Table 5: Use Tables at Purchasers' Prices, Commodity by Activity (RM'000), 2019

Bangunan Kediaman *Residential Buildings*	Bangunan Bukan Kediaman *Non-Residential Buildings*	Kejuruteraan Awam *Civil Engineering*	Aktiviti Pembinaan Pertukangan Khas *Specialized Construction Activities*	Activity / Commodity	
89	90	91	92		
-	-	-	-	Paddy	1
-	-	-	-	Food Crops	2
-	-	-	-	Vegetables	3
-	-	-	-	Fruits	4
-	-	-	-	Rubber	5
-	-	-	-	Oil Palm	6
-	-	-	-	Flower Plants	7
-	-	-	-	Other Agriculture	8
-	-	-	-	Poultry Farming	9
-	-	-	-	Other Livestock	10
-	-	-	-	Forestry and Logging	11
-	-	-	-	Fishing and Aquaculture	12
-	-	2,765,334	-	Crude Oil and Natural Gas	13
-	-	-	-	Mining of Metal Ores	14
2,218,238	2,023,515	3,328,766	701,902	Quarrying of Stone, Sand and Clay	15
-	-	-	-	Other Mining and Quarrying	16
-	-	-	-	Processing and Preserving of Meat	17
-	-	-	-	Processing and Preserving of Seafood	18
-	-	-	-	Processing and Preserving of Fruits & Vegetables	19
-	-	-	-	Dairy Products	20
-	-	-	-	Vegetable & Animal Oils and Fats	21
-	-	-	-	Grain Mill Products, Starches and Starch Products	22
-	-	-	-	Bakery Products	23
-	-	-	-	Confectionery	24
-	-	-	-	Other Food Processing	25
-	-	-	-	Prepared Animal Feeds	26
-	-	-	-	Spirits, Wines and Liquors	27
-	-	-	-	Soft Drinks, Mineral Waters and Other Bottled Waters	28
-	-	-	-	Tobacco Products	29
-	-	-	-	Preparation, Spinning and Weaving of Textiles	30
-	-	-	-	Finishing of Textiles	31
-	-	-	-	Other Textiles	32
19,383	16,010	32,503	23,441	Wearing Apparel	33
-	-	-	-	Leather Products	34
-	-	-	-	Footwear	35
-	-	-	-	Sawmilling and Planning of Wood	36
3,443,608	2,610,874	1,097,784	1,078,819	Veneer Sheets and Wood-based Panels	37
704,760	542,512	328,472	112,387	Builders' Carpentry and Joinery	38
-	-	-	-	Wooden Containers and Other Wood Products	39
-	-	-	-	Paper and Paper Products	40
-	-	-	-	Furniture	41
-	-	-	-	Reproduction of Recorded Media	42
256	219	497	317	Printing	43
3,147,817	3,099,949	10,806,565	2,606,734	Coke and Refined Petroleum Products	44
387,684	359,366	1,019,925	1,965,988	Basic Chemicals	45
-	-	-	-	Fertilizers and Nitrogen Compounds	46
480,577	471,009	347,097	850,833	Paints and Varnishes	47
-	-	-	-	Pharmaceuticals, Medicinal Chemical and Botanical Products	48
-	-	-	-	Soaps & Detergents, Cleaning & Polishing, Perfumes and Toilet Preparations	49
-	-	-	-	Other Chemicals Products	50
-	-	-	-	Rubber Tyres and Tubes	51
-	-	-	-	Rubber Processing	52
-	-	-	-	Rubber Gloves	53
-	-	-	-	Other Rubber Products	54
1,173,016	162,996	561,557	591,939	Plastic Products	55
180,424	209,922	66,265	369,078	Glass and Glass Products	56
755,135	731,387	901,297	1,224,721	Refractory, Clay, Porcelain and Ceramic Products	57
3,150,334	3,352,770	2,005,425	861,528	Cement, Lime and Plaster	58
5,115,929	4,974,405	6,930,394	2,082,100	Non-Metallic Mineral Products	59
3,487,318	4,149,864	6,421,033	1,930,264	Basic Iron and Steel	60
296,250	406,571	560,498	1,086,067	Basic Precious and Other Non-Ferrous Metals	61
133,594	149,994	1,955,004	302,039	Casting of Metals	62
1,168,720	1,336,731	3,947,825	823,785	Structural Metal Products, Tanks, Reservoirs and Steam Generators	63
1,684,870	1,958,643	3,152,299	1,058,932	Other Fabricated Metal Products	64
-	-	-	-	Engines & Turbines, Fluid Power Equipment, Other Pumps, Compressors, Taps and Valves	65
6,215	34,485	173,575	390,936	Other General Purpose Machinery	66
-	-	-	-	Weapons, Ammunition and Special Purpose Machinery	67
769	1,601	14,318	20,962	Domestic Appliances	68

Jadual 5: Jadual Penggunaan pada Harga Pembeli, Komoditi mengikut Aktiviti (RM'000), 2019

Table 5: Use Tables at Purchasers' Prices, Commodity by Activity (RM'000), 2019

	Komoditi / Aktiviti	Pembaikan & Pemasangan Mesin dan Kelengkapan *Repair & Installation of Machinery and Equipment*	Elektrik dan Gas *Electricity and Gas*	Wap, Pendingin Udara, Penakungan, Perawatan dan Bekalan Air *Steam, Air Conditioning, Water Collection, Treatment and Supply*	Pembetungan, Pengurusan Sisa dan Aktiviti Pemulihan *Sewerage, Waste Management and Remediation Activities*
		85	86	87	88
69	Komputer, Peranti, Mesin dan Kelengkapan Pejabat	10,108	-	-	-
70	Motor Elektrik, Penjana dan Transformer	209,980	155,679	-	-
71	Perkakasan Pengagihan & Pengawalan Elektrik, Bateri dan Akumulator	54,061	-	-	-
72	Kabel Gentian Optikal, Elektronik dan Elektrik Lain	187,512	-	-	-
73	Alatan Pendawaian, Kelengkapan Pencahayaan Elektrik dan Elektrik Lain	2,895	-	-	-
74	Komponen dan Papan Elektronik	1,118,857	-	-	-
75	Peralatan Komunikasi dan Elektronik Pengguna	114,255	352,891	-	-
76	Peralatan Penyinaran, Perubatan Elektro dan Elektroterapeutik	-	-	-	-
77	Kelengkapan Mengukur, Menguji, Memandu Arah dan Kawalan	8,503	-	-	-
78	Instrumen Optikal, Alatan Fotografi, Media Magnetik dan Optikal	1,682	-	-	-
79	Jam Tangan dan Jam	-	-	-	-
80	Kenderaan Bermotor, Treler dan Semi Treler	206,240	75,507	3,335	5,137
81	Motosikal	-	-	-	-
82	Kapal, Bot, Basikal dan 'Invalid Carriages'	-	-	-	-
83	Kelengkapan Pengangkutan Lain	-	-	-	-
84	Pembuatan Lain	12,009	8,605	5,857	10,736
85	Pembaikan & Pemasangan Mesin dan Kelengkapan	1,532,656	-	-	-
86	Elektrik dan Gas	284,538	1,582,157	877,583	211,665
87	Air	25,140	199,294	739,074	10,126
88	Pembetungan, Pengurusan Sisa dan Aktiviti Pemulihan	5,204	9,036	1,014,655	2,963,094
89	Bangunan Kediaman	-	-	-	-
90	Bangunan Bukan Kediaman	-	-	-	-
91	Kejuruteraan Awam	-	-	-	-
92	Aktiviti Pembinaan Pertukangan Khas	-	6,044,402	113,499	52,089
93	Perdagangan Borong & Runcit, Pembaikan Kenderaan Bermotor dan Motosikal	16,190	11,338	501	771
94	Penginapan	-	-	-	-
95	Makanan dan Minuman	31,559	9,418	5,220	3,664
96	Pengangkutan Darat	14,777	-	-	-
97	Pengangkutan Air	3,631	-	-	-
98	Pengangkutan Udara	22,160	10,471	3,037	2,366
99	Penggudangan dan Aktiviti Sokongan untuk Pengangkutan	1,053	124	28	25
100	Perkhidmatan berkaitan Pengangkutan Air dan Udara	-	-	-	-
101	Perkhidmatan Operasi Lebuhraya, Jambatan dan Terowong	-	-	-	-
102	Perkhidmatan Pos dan Kurier	8,374	5,300	716	1,742
103	Aktiviti Penerbitan	-	237,137	-	-
104	Telekomunikasi	42,652	50,972	20,940	10,350
105	Aktiviti Wayang Gambar, Pemprograman dan Penyiaran	-	-	-	-
106	Perkhidmatan Komputer dan Maklumat	3,168	66,563	7,957	332
107	Perantaraan Kewangan	101,624	519,168	62,133	74,714
108	Perkhidmatan Kewangan Lain	14,377	38,663	8,823	88,101
109	Insurans/ Takaful dan Tabungan Pencen	78,546	107,576	19,982	11,387
110	Aktiviti Sokongan Perkhidmatan Kewangan dan Insurans/ Takaful	2,034	897	272	263
111	Hartanah	37,581	20,746	351	523
112	Pemilikan Kediaman	-	-	-	-
113	Sewaan dan Pajakan	48,918	6	56,266	36,140
114	Penyelidikan dan Pembangunan Saintifik	-	-	-	-
115	Profesional	506,527	923,596	226,050	348,179
116	Perkhidmatan Perniagaan	35,539	8,030	81,792	42,558
117	Pentadbiran Awam	-	-	-	-
118	Pendidikan	-	-	-	-
119	Kesihatan	-	-	-	-
120	Ketenteraman dan Keselamatan Awam	-	-	-	-
121	Pentadbiran Awam Lain	-	-	-	-
122	Institusi bukan Keuntungan yang Berkhidmat kepada Isi Rumah	-	-	-	-
123	Kesenian, Hiburan dan Rekreasi	-	-	-	-
124	Perkhidmatan Swasta Lain	-	2,094	233,346	109,461
	JUMLAH INPUT PERANTARAAN	**8,329,153**	**33,188,293**	**4,013,024**	**4,510,130**
	Pembelian Langsung oleh Residen di Luar Negeri	-	-	-	-
	Pembelian Dalam Negeri oleh Bukan Residen	-	-	-	-
	JUMLAH INPUT	**8,329,153**	**33,188,293**	**4,013,024**	**4,510,130**
	Nilai Ditambah Kasar	**2,259,414**	**32,849,281**	**5,598,405**	**2,666,551**
	Pampasan Pekerja	937,520	4,342,487	924,986	1,215,438
	Cukai Bersih Lain ke atas Pengeluaran	34,026	209,160	31,027	22,939
	Lebihan Kendalian, Kasar	1,287,868	28,297,633	4,642,393	1,428,173
	Penggunaan Modal Tetap	247,777	15,552,808	2,263,631	1,690,213
	Lebihan Kendalian, Bersih	1,040,092	12,744,825	2,378,761	(262,039)
	JUMLAH OUTPUT	**10,588,567**	**66,037,574**	**9,611,429**	**7,176,681**

Jadual 5: Jadual Penggunaan pada Harga Pembeli, Komoditi mengikut Aktiviti (RM'000), 2019

Table 5: Use Tables at Purchasers' Prices, Commodity by Activity (RM'000), 2019

Bangunan Kediaman *Residential Buildings*	Bangunan Bukan Kediaman *Non-Residential Buildings*	Kejuruteraan Awam *Civil Engineering*	Aktiviti Pembinaan Pertukangan Khas *Specialized Construction Activities*	Activity / Commodity	
89	90	91	92		
-	-	-	-	Computers, Peripheral, Office Equipment and Machinery	69
-	-	-	-	Electric Motors, Generators and Transformers	70
-	-	-	-	Electricity Distribution & Control Apparatus, Batteries and Accumulators	71
516,616	451,821	3,795,025	2,827,564	Fibre Optic Cables, Electronic and Other Electric	72
88,694	81,925	482,906	893,035	Wiring Devices, Electric Lighting Equipment and Other Electrical	73
-	-	-	-	Electronic Components and Boards	74
183,828	187,669	718,559	890,144	Communication Equipment and Consumer Electronics	75
-	-	-	-	Irradiation Equipment, Electro Medical and Electrotherapeutic	76
-	-	-	-	Measuring Equipment, Testing, Navigating and Control	77
-	-	-	-	Optical Instruments, Photographic Equipment, Magnetic and Optical Media	78
-	-	-	-	Watches and Clocks	79
42,480	68,647	272,746	521,684	Motor Vehicles, Trailers and Semi Trailers	80
-	-	-	-	Motorcycles	81
-	-	-	-	Ships, Boats, Bicycles and Invalid Carriages	82
-	-	-	-	Other Transport Equipment	83
28,660	19,201	40,961	28,834	Other Manufacturing	84
176,312	215,972	501,544	755,924	Repair & Installation of Machinery and Equipment	85
150,137	144,249	376,543	248,206	Electricity and Gas	86
28,906	25,137	66,848	39,564	Water	87
9,276	6,684	15,433	9,951	Sewerage, Waste Management and Remediation Activities	88
-	-	-	-	Residential Buildings	89
-	-	-	-	Non-Residential Buildings	90
-	-	2,040,570	-	Civil Engineering	91
1,651,707	1,527,958	2,711,183	1,906,690	Specialised Construction Activities	92
6,379	10,308	40,955	78,336	Wholesale & Retail Trade, Repair of Motor Vehicles and Motorcycles	93
-	-	-	-	Accommodation	94
20,857	16,861	40,978	27,515	Food and Beverage	95
86,910	84,940	605,370	799,623	Land Transport	96
15,553	15,716	117,901	185,436	Water Transport	97
80,897	115,505	768,968	876,675	Air Transport	98
4,756	4,767	34,678	40,885	Warehousing and Support Activities for Transportation	99
-	-	-	-	Services Incidental to Water and Air Transportation	100
-	-	-	-	Highway Operation Services, Bridge and Tunnel	101
5,928	4,785	11,241	7,802	Postal and Courier Activities	102
-	-	-	-	Publishing Activities	103
350,387	280,804	583,460	438,957	Telecommunications	104
-	-	-	-	Motion Picture, Programming and Broadcasting Activities	105
65,704	81,380	166,091	78,833	Computer and Information Services	106
982,281	942,156	1,867,194	918,037	Monetary Intermediation	107
149,772	140,590	313,356	183,482	Other Financial Service	108
491,601	489,643	809,766	836,453	Insurance/ Takaful and Pension Funding	109
2,158	2,670	4,923	2,619	Activities Auxiliary to Financial Service and Insurance/ Takaful	110
87,199	73,659	182,824	166,898	Real Estate	111
-	-	-	-	Ownership of Dwellings	112
2,781	315	8,951	2,578	Rental and Leasing	113
-	-	-	-	Scientific Research and Development	114
1,359,971	1,130,625	1,928,848	1,068,878	Professional	115
159,884	187,385	251,664	117,393	Business Services	116
-	-	-	-	Public Administration	117
-	-	-	-	Education	118
-	-	-	-	Health	119
-	-	-	-	Public Order and Safety	120
-	-	-	-	Other Public Administration	121
-	-	-	-	Non-Profit Institutions Serving Households	122
-	-	-	-	Arts, Entertainment and Recreation	123
55,384	52,140	137,974	77,898	Other Private Services	124
34,359,914	**32,956,339**	**65,313,891**	**32,112,667**	TOTAL INTERMEDIATE INPUT	
-	-	-	-	Direct Purchases Abroad by Residents	
-	-	-	-	Domestic Purchases by Non-Residents	
34,359,914	**32,956,339**	**65,313,891**	**32,112,667**	TOTAL INPUT	
15,710,034	**14,694,888**	**26,548,985**	**12,361,854**	Gross Value Added	
12,078,053	11,311,723	18,320,368	9,419,645	Compensation of Employees	
158,885	151,198	292,989	141,110	Other Net Taxes on Production	
3,473,096	3,231,966	7,935,627	2,801,099	Operating Surplus, Gross	
1,013,750	964,779	1,859,917	900,461	Consumption of Fixed Capital	
2,459,346	2,267,188	6,075,710	1,900,638	Operating Surplus, Net	
50,069,948	**47,651,227**	**91,862,876**	**44,474,521**	TOTAL OUTPUT	

Jadual 5: Jadual Penggunaan pada Harga Pembeli, Komoditi mengikut Aktiviti (RM'000), 2019

Table 5: Use Tables at Purchasers' Prices, Commodity by Activity (RM'000), 2019

	Komoditi / Aktiviti	Perdagangan Borong & Runcit, Pembaikan Kenderaan Bermotor dan Motosikal *Wholesale & Retail Trade, Repair of Motor Vehicles and Motorcycles*	Penginapan *Accommodation*	Makanan dan Minuman *Food and Beverage*	Pengangkutan Darat *Land Transport*
		93	94	95	96
1	Padi	-	-	-	-
2	Tanaman Makanan	196,077	-	1,263,575	-
3	Sayur-sayuran	251,246	-	937,464	-
4	Buah-buahan	228,035	-	400,613	-
5	Getah	516,641	-	-	-
6	Kelapa Sawit	880,973	-	-	-
7	Tanaman Bunga	442,419	-	-	-
8	Pertanian Lain	1,750	-	116,985	-
9	Ternakan Ayam dan Itik	546,874	-	1,471,516	-
10	Ternakan Lain	647,956	-	744,885	-
11	Perhutanan dan Pembalakan	931,996	-	-	-
12	Perikanan dan Akuakultur	330,625	-	3,388,728	-
13	Minyak Mentah dan Gas Asli	-	-	-	-
14	Perlombongan Bijih Besi	-	-	-	-
15	Pengkuarian Batu, Pasir dan Tanah Liat	13,791	-	-	-
16	Perlombongan dan Pengkuarian Lain	-	-	-	-
17	Pemprosesan dan Pengawetan Daging	1,192,848	-	141,572	-
18	Pemprosesan dan Pengawetan Makanan Laut	746,293	-	735,350	-
19	Pemprosesan dan Pengawetan Buah-buahan & Sayur-sayuran	436,906	-	51,236	-
20	Produk Tenusu	459,415	-	73,490	-
21	Minyak & Lemak Sayuran dan Haiwan	597,999	-	26,201,261	-
22	Produk Bijian, Kanji dan Produk Berkanji	497,719	-	151,780	-
23	Produk Bakeri	199,199	-	48,434	-
24	Manisan	80,067	-	201,106	-
25	Prosesan Makanan Lain	645,076	-	214,392	-
26	Makanan Haiwan Tersedia	2,303,804	-	-	-
27	Spirit, Wain dan Minuman Keras	1,076,569	-	2,161,562	-
28	Minuman Ringan, Air Mineral dan Minuman Lain yang Dibotolkan	773,410	-	942,623	-
29	Produk Tembakau	1,220,355	-	-	-
30	Penyediaan, Pemintalan dan Penenunan Tekstil	569,259	-	-	-
31	Penyiapan Akhir Tekstil	157,555	-	-	-
32	Tekstil Lain	416,930	-	-	-
33	Pakaian	2,217,607	28,265	60,283	32,441
34	Produk Kulit	-	-	-	-
35	Kasut	792,575	-	-	-
36	Pengilangan dan Pengetaman Kayu	5,861	-	-	-
37	Kepingan Venier dan Panel berasaskan Kayu	-	-	-	-
38	Pertukangan Kayu dan Tanggam untuk Jurubina	1,642	-	-	-
39	Bekas Kayu dan Produk Kayu Lain	-	-	-	-
40	Kertas dan Produk Kertas	3,067,710	-	-	-
41	Perabot	346,030	-	-	-
42	Penerbitan Semula Media Rakaman	-	-	-	-
43	Percetakan	2,406,403	621,655	523,918	265,306
44	Kok dan Produk Petroleum Bertapis	13,310,423	498,984	4,239,130	13,292,803
45	Kimia Asas	-	1,704	60,160	-
46	Baja dan Sebatian Nitrogen	534,108	-	-	-
47	Cat dan Varnis	329,389	-	-	-
48	Produk Farmaseutikal, Kimia Perubatan dan Botani	605,143	-	-	-
49	Sabun & Bahan Pencuci, Pencuci dan Pengilat, Pewangi dan Dandanan Diri	276,045	50,502	434,460	-
50	Produk Kimia Lain	-	-	-	-
51	Tayar dan Tiub Getah	206,838	-	-	2,762,775
52	Prosesan Getah	-	-	-	-
53	Sarung Tangan Getah	-	-	-	-
54	Produk Getah Lain	8,404	-	-	-
55	Produk Plastik	14,232,588	-	762,081	-
56	Kaca dan Produk Kaca	590,590	-	-	-
57	Produk Refraktori, Tanah Liat, Porselin dan Seramik	-	-	-	-
58	Simen, Kapur dan Plaster	-	-	-	-
59	Produk Mineral bukan Logam	-	-	-	-
60	Besi dan Keluli Asas	-	-	-	-
61	Logam Asas Berharga dan Logam bukan Ferus Lain	-	-	-	-
62	Pengacuan Logam	2,366	-	-	-
63	Produk Struktur Logam, Tangki, Takungan dan Penjana Wap	-	-	-	-
64	Produk Logam Lain yang Direka	2,756,617	-	-	-
65	Enjin & Turbin, Alatan Kuasa Bendalir, Pam, Pemampat, Kepala Paip dan Injap Lain	70,015	-	-	-
66	Jentera Kegunaan Umum Lain	1,471,149	397,648	-	145,674
67	Senjata, Peluru dan Mesin bertujuan Khas	796,139	-	344,882	-
68	Perkakasan Domestik	228,456	-	1,313,836	-

Jadual 5: Jadual Penggunaan pada Harga Pembeli, Komoditi mengikut Aktiviti (RM'000), 2019

Table 5: Use Tables at Purchasers' Prices, Commodity by Activity (RM'000), 2019

Pengangkutan Air *Water Transport*	Pengangkutan Udara *Air Transport*	Penggudangan dan Aktiviti Sokongan untuk Pengangkutan *Warehousing and Support Activities for Transportation*	Perkhidmatan berkaitan Pengangkutan Air dan Udara *Services Incidental to Water and Air Transportation*	Activity / Commodity	
97	98	99	100		
-	-	-	-	Paddy	1
-	-	-	-	Food Crops	2
-	-	-	-	Vegetables	3
-	-	-	-	Fruits	4
-	-	-	-	Rubber	5
-	-	-	-	Oil Palm	6
-	-	-	-	Flower Plants	7
-	-	-	-	Other Agriculture	8
-	-	-	-	Poultry Farming	9
-	-	-	-	Other Livestock	10
-	-	-	-	Forestry and Logging	11
-	-	-	-	Fishing and Aquaculture	12
-	-	-	-	Crude Oil and Natural Gas	13
-	-	-	-	Mining of Metal Ores	14
-	-	-	-	Quarrying of Stone, Sand and Clay	15
-	-	-	-	Other Mining and Quarrying	16
-	-	-	-	Processing and Preserving of Meat	17
-	-	-	-	Processing and Preserving of Seafood	18
-	-	-	-	Processing and Preserving of Fruits & Vegetables	19
-	-	-	-	Dairy Products	20
-	-	-	-	Vegetable & Animal Oils and Fats	21
-	-	-	-	Grain Mill Products, Starches and Starch Products	22
-	-	-	-	Bakery Products	23
-	-	-	-	Confectionery	24
-	-	-	-	Other Food Processing	25
-	-	-	-	Prepared Animal Feeds	26
-	-	-	-	Spirits, Wines and Liquors	27
-	-	-	-	Soft Drinks, Mineral Waters and Other Bottled Waters	28
-	-	-	-	Tobacco Products	29
-	-	-	-	Preparation, Spinning and Weaving of Textiles	30
-	-	-	-	Finishing of Textiles	31
-	-	-	-	Other Textiles	32
8,379	3,281	11,735	26,288	Wearing Apparel	33
-	-	-	-	Leather Products	34
-	-	-	-	Footwear	35
-	-	-	-	Sawmilling and Planning of Wood	36
-	-	-	-	Veneer Sheets and Wood-based Panels	37
-	-	-	-	Builders' Carpentry and Joinery	38
-	-	-	-	Wooden Containers and Other Wood Products	39
-	-	16,993	-	Paper and Paper Products	40
-	-	-	-	Furniture	41
-	-	-	-	Reproduction of Recorded Media	42
317,027	12,155	138,885	275,197	Printing	43
619,737	4,338,118	7,829,004	757,152	Coke and Refined Petroleum Products	44
-	-	-	-	Basic Chemicals	45
-	-	-	-	Fertilizers and Nitrogen Compounds	46
-	-	-	-	Paints and Varnishes	47
-	-	-	-	Pharmaceuticals, Medicinal Chemical and Botanical Products	48
-	-	-	-	Soaps & Detergents, Cleaning & Polishing, Perfumes and Toilet Preparations	49
-	-	-	-	Other Chemicals Products	50
-	244,560	1,480,168	33,842	Rubber Tyres and Tubes	51
-	-	-	-	Rubber Processing	52
-	-	-	-	Rubber Gloves	53
-	-	-	-	Other Rubber Products	54
-	-	-	-	Plastic Products	55
-	-	-	-	Glass and Glass Products	56
-	-	-	-	Refractory, Clay, Porcelain and Ceramic Products	57
-	-	-	-	Cement, Lime and Plaster	58
-	-	-	-	Non-Metallic Mineral Products	59
-	-	-	-	Basic Iron and Steel	60
-	-	-	-	Basic Precious and Other Non-Ferrous Metals	61
-	-	-	-	Casting of Metals	62
-	-	-	-	Structural Metal Products, Tanks, Reservoirs and Steam Generators	63
-	-	-	-	Other Fabricated Metal Products	64
-	-	-	-	Engines & Turbines, Fluid Power Equipment, Other Pumps, Compressors, Taps and Valves	65
-	-	92,381	33,272	Other General Purpose Machinery	66
-	-	-	-	Weapons, Ammunition and Special Purpose Machinery	67
-	-	-	-	Domestic Appliances	68

Jadual 5: Jadual Penggunaan pada Harga Pembeli, Komoditi mengikut Aktiviti (RM'000), 2019

Table 5: Use Tables at Purchasers' Prices, Commodity by Activity (RM'000), 2019

	Komoditi / Aktiviti	Perdagangan Borong & Runcit, Pembaikan Kenderaan Bermotor dan Motosikal *Wholesale & Retail Trade, Repair of Motor Vehicles and Motorcycles*	Penginapan *Accommodation*	Makanan dan Minuman *Food and Beverage*	Pengangkutan Darat *Land Transport*
		93	94	95	96
69	Komputer, Peranti, Mesin dan Kelengkapan Pejabat	2,306,071	-	16,336	-
70	Motor Elektrik, Penjana dan Transformer	4,247	-	-	-
71	Perkakasan Pengagihan & Pengawalan Elektrik, Bateri dan Akumulator	651,473	-	-	593,262
72	Kabel Gentian Optikal, Elektronik dan Elektrik Lain	918,789	-	-	-
73	Alatan Pendawaian, Kelengkapan Pencahayaan Elektrik dan Elektrik Lain	294,504	-	-	109
74	Komponen dan Papan Elektronik	2,073,006	-	-	-
75	Peralatan Komunikasi dan Elektronik Pengguna	18,914,823	-	-	3,858
76	Peralatan Penyinaran, Perubatan Elektro dan Elektroterapeutik	208,622	-	-	-
77	Kelengkapan Mengukur, Menguji, Memandu Arah dan Kawalan	1,682,682	-	-	-
78	Instrumen Optikal, Alatan Fotografi, Media Magnetik dan Optikal	3,939,058	-	-	-
79	Jam Tangan dan Jam	290,663	-	-	-
80	Kenderaan Bermotor, Treler dan Semi Treler	4,302,468	687,165	273,127	285,880
81	Motosikal	-	-	-	-
82	Kapal, Bot, Basikal dan 'Invalid Carriages'	357,537	-	-	110,194
83	Kelengkapan Pengangkutan Lain	-	-	-	-
84	Pembuatan Lain	4,068,012	44,356	-	26,726
85	Pembaikan & Pemasangan Mesin dan Kelengkapan	657,080	211,597	4,582	284,035
86	Elektrik dan Gas	10,623,378	1,055,359	2,661,738	125,633
87	Air	1,759,120	60,288	645,094	27,151
88	Pembetungan, Pengurusan Sisa dan Aktiviti Pemulihan	1,845,735	249,972	13,273	18,366
89	Bangunan Kediaman	-	-	-	-
90	Bangunan Bukan Kediaman	-	-	-	-
91	Kejuruteraan Awam	-	-	-	-
92	Aktiviti Pembinaan Pertukangan Khas	10,577,278	274,180	-	31,706
93	Perdagangan Borong & Runcit, Pembaikan Kenderaan Bermotor dan Motosikal	215,335	103,184	41,013	17,919
94	Penginapan	-	419,752	1,417,129	-
95	Makanan dan Minuman	-	64,097	4,434,131	27,452
96	Pengangkutan Darat	-	18,050	-	437
97	Pengangkutan Air	-	10,626	-	-
98	Pengangkutan Udara	-	244,651	-	-
99	Penggudangan dan Aktiviti Sokongan untuk Pengangkutan	-	1,383	-	313,550
100	Perkhidmatan berkaitan Pengangkutan Air dan Udara	-	-	-	193,527
101	Perkhidmatan Operasi Lebuhraya, Jambatan dan Terowong	-	-	-	511,880
102	Perkhidmatan Pos dan Kurier	-	7,401	25,149	13,967
103	Aktiviti Penerbitan	-	-	-	-
104	Telekomunikasi	6,182,749	628,660	503,071	108,123
105	Aktiviti Wayang Gambar, Pemprograman dan Penyiaran	-	4,775	-	-
106	Perkhidmatan Komputer dan Maklumat	-	50,278	387,780	21,342
107	Perantaraan Kewangan	11,440,500	47,004	372,110	225,002
108	Perkhidmatan Kewangan Lain	3,409,720	82,995	71,353	27,036
109	Insurans/ Takaful dan Tabungan Pencen	2,015,610	98,250	163,129	368,376
110	Aktiviti Sokongan Perkhidmatan Kewangan dan Insurans/ Takaful	70,605	3,093	17,150	7,340
111	Hartanah	3,511,184	66,368	904,431	65,432
112	Pemilikan Kediaman	-	-	-	-
113	Sewaan dan Pajakan	1,503,216	8,211	770,672	751
114	Penyelidikan dan Pembangunan Saintifik	-	-	-	-
115	Profesional	7,760,304	1,250,118	2,241,916	1,033,866
116	Perkhidmatan Perniagaan	2,981,894	304,913	167,235	924,815
117	Pentadbiran Awam	-	-	-	-
118	Pendidikan	-	-	-	-
119	Kesihatan	-	-	-	-
120	Ketenteraman dan Keselamatan Awam	-	-	-	-
121	Pentadbiran Awam Lain	-	-	-	-
122	Institusi bukan Keuntungan yang Berkhidmat kepada Isi Rumah	-	-	-	-
123	Kesenian, Hiburan dan Rekreasi	-	194,861	-	-
124	Perkhidmatan Swasta Lain	382,859	42,191	-	371,252
	JUMLAH INPUT PERANTARAAN	**165,566,405**	**7,832,538**	**62,115,743**	**22,237,985**
	Pembelian Langsung oleh Residen di Luar Negeri	-	-	-	-
	Pembelian Dalam Negeri oleh Bukan Residen	-	-	-	-
	JUMLAH INPUT	**165,566,405**	**7,832,538**	**62,115,743**	**22,237,985**
	Nilai Ditambah Kasar	**250,173,200**	**10,244,959**	**43,288,096**	**14,838,901**
	Pampasan Pekerja	76,915,860	5,024,836	18,141,224	6,850,569
	Cukai Bersih Lain ke atas Pengeluaran	1,323,974	57,456	334,775	115,763
	Lebihan Kendalian, Kasar	171,933,366	5,162,668	24,812,096	7,872,569
	Penggunaan Modal Tetap	10,252,875	520,285	3,033,609	7,511,034
	Lebihan Kendalian, Bersih	161,680,491	4,642,383	21,778,488	361,535
	JUMLAH OUTPUT	**415,739,605**	**18,077,497**	**105,403,839**	**37,076,886**

Jadual 5: Jadual Penggunaan pada Harga Pembeli, Komoditi mengikut Aktiviti (RM'000), 2019

Table 5: Use Tables at Purchasers' Prices, Commodity by Activity (RM'000), 2019

Pengangkutan Air *Water Transport*	Pengangkutan Udara *Air Transport*	Penggudangan dan Aktiviti Sokongan untuk Pengangkutan *Warehousing and Support Activities for Transportation*	Perkhidmatan berkaitan Pengangkutan Air dan Udara *Services Incidental to Water and Air Transportation*	Activity / Commodity	
97	98	99	100		
-	-	-	-	Computers, Peripheral, Office Equipment and Machinery	69
-	-	-	-	Electric Motors, Generators and Transformers	70
-	-	548,155	16,716	Electricity Distribution & Control Apparatus, Batteries and Accumulators	71
-	-	-	-	Fibre Optic Cables, Electronic and Other Electric	72
-	-	-	-	Wiring Devices, Electric Lighting Equipment and Other Electrical	73
-	-	-	-	Electronic Components and Boards	74
-	-	8,278	-	Communication Equipment and Consumer Electronics	75
-	-	-	-	Irradiation Equipment, Electro Medical and Electrotherapeutic	76
-	179,886	-	-	Measuring Equipment, Testing, Navigating and Control	77
-	-	-	-	Optical Instruments, Photographic Equipment, Magnetic and Optical Media	78
-	-	-	-	Watches and Clocks	79
29,101	434,839	144,072	71,936	Motor Vehicles, Trailers and Semi Trailers	80
-	-	-	-	Motorcycles	81
4,937,434	-	-	-	Ships, Boats, Bicycles and Invalid Carriages	82
-	2,970,666	-	-	Other Transport Equipment	83
12,446	5,115	24,245	20,108	Other Manufacturing	84
559,041	601,019	705,374	428,197	Repair & Installation of Machinery and Equipment	85
44,881	14,195	220,921	386,817	Electricity and Gas	86
16,233	34,658	11,249	6,188	Water	87
18,932	2,788	24,086	27,235	Sewerage, Waste Management and Remediation Activities	88
-	-	-	-	Residential Buildings	89
-	-	-	-	Non-Residential Buildings	90
-	-	-	-	Civil Engineering	91
-	75,116	152,181	11,556	Specialised Construction Activities	92
4,370	9,402	21,634	10,802	Wholesale & Retail Trade, Repair of Motor Vehicles and Motorcycles	93
-	-	-	-	Accommodation	94
350,948	1,725,448	380,442	345,990	Food and Beverage	95
-	-	-	-	Land Transport	96
18,435	-	-	-	Water Transport	97
-	466,542	-	-	Air Transport	98
287,343	472,296	57,904	307,167	Warehousing and Support Activities for Transportation	99
772,672	3,390,014	801,678	1,000,197	Services Incidental to Water and Air Transportation	100
-	2,961,863	265,102	19,709	Highway Operation Services, Bridge and Tunnel	101
8,876	4,035	16,647	2,702	Postal and Courier Activities	102
1,173,562	-	-	-	Publishing Activities	103
41,715	54,084	131,495	26,060	Telecommunications	104
-	-	-	-	Motion Picture, Programming and Broadcasting Activities	105
22,933	39,024	113,035	36,919	Computer and Information Services	106
110,103	201,141	164,337	51,932	Monetary Intermediation	107
21,999	107,226	27,905	7,106	Other Financial Service	108
132,229	184,163	340,288	71,352	Insurance/ Takaful and Pension Funding	109
2,364	5,356	7,359	836	Activities Auxiliary to Financial Service and Insurance/ Takaful	110
62,505	472,111	37,328	48,028	Real Estate	111
-	-	-	-	Ownership of Dwellings	112
518	-	1,714	41	Rental and Leasing	113
-	-	-	-	Scientific Research and Development	114
1,024,363	1,537,031	1,040,687	1,190,427	Professional	115
797,404	233,029	597,785	137,414	Business Services	116
-	-	-	-	Public Administration	117
-	-	-	-	Education	118
-	-	-	-	Health	119
-	-	-	-	Public Order and Safety	120
-	-	-	-	Other Public Administration	121
-	-	-	-	Non-Profit Institutions Serving Households	122
-	-	-	-	Arts, Entertainment and Recreation	123
-	6,729	163,558	19,001	Other Private Services	124
11,395,550	**20,785,892**	**15,576,625**	**5,370,187**	TOTAL INTERMEDIATE INPUT	
-	-	-	-	Direct Purchases Abroad by Residents	
-	-	-	-	Domestic Purchases by Non-Residents	
11,395,550	**20,785,892**	**15,576,625**	**5,370,187**	TOTAL INPUT	
6,144,999	**5,759,247**	**8,929,280**	**8,861,414**	Gross Value Added	
1,933,052	4,034,605	3,906,349	2,838,922	Compensation of Employees	
55,656	84,106	76,727	45,203	Other Net Taxes on Production	
4,156,291	1,640,536	4,946,204	5,977,290	Operating Surplus, Gross	
3,553,364	5,377,513	4,964,405	2,883,037	Consumption of Fixed Capital	
602,928	(3,736,977)	(18,201)	3,094,252	Operating Surplus, Net	
17,540,549	**26,545,139**	**24,505,905**	**14,231,601**	TOTAL OUTPUT	

Jadual 5: Jadual Penggunaan pada Harga Pembeli, Komoditi mengikut Aktiviti (RM'000), 2019

Table 5: Use Tables at Purchasers' Prices, Commodity by Activity (RM'000), 2019

	Komoditi / Aktiviti	Perkhidmatan Operasi Lebuhraya, Jambatan dan Terowong *Highway, Bridge and Tunnel Operation Services*	Perkhidmatan Pos dan Kurier *Postal and Courier Activities*	Aktiviti Penerbitan *Publishing Activity*	Telekomunikasi *Telecommunications*
		101	102	103	104
1	Padi	-	-	-	-
2	Tanaman Makanan	-	-	-	-
3	Sayur-sayuran	-	-	-	-
4	Buah-buahan	-	-	-	-
5	Getah	-	-	-	-
6	Kelapa Sawit	-	-	-	-
7	Tanaman Bunga	-	-	-	-
8	Pertanian Lain	-	-	-	-
9	Ternakan Ayam dan Itik	-	-	-	-
10	Ternakan Lain	-	-	-	-
11	Perhutanan dan Pembalakan	-	-	-	-
12	Perikanan dan Akuakultur	-	-	-	-
13	Minyak Mentah dan Gas Asli	-	-	-	-
14	Perlombongan Bijih Besi	-	-	-	-
15	Pengkuarian Batu, Pasir dan Tanah Liat	-	-	-	-
16	Perlombongan dan Pengkuarian Lain	-	-	-	-
17	Pemprosesan dan Pengawetan Daging	-	-	-	-
18	Pemprosesan dan Pengawetan Makanan Laut	-	-	-	-
19	Pemprosesan dan Pengawetan Buah-buahan & Sayur-sayuran	-	-	-	-
20	Produk Tenusu	-	-	-	-
21	Minyak & Lemak Sayuran dan Haiwan	-	-	-	-
22	Produk Bijian, Kanji dan Produk Berkanji	-	-	-	-
23	Produk Bakeri	-	-	-	-
24	Manisan	-	-	-	-
25	Prosesan Makanan Lain	-	-	-	-
26	Makanan Haiwan Tersedia	-	-	-	-
27	Spirit, Wain dan Minuman Keras	-	-	-	-
28	Minuman Ringan, Air Mineral dan Minuman Lain yang Dibotolkan	-	-	-	-
29	Produk Tembakau	-	-	-	-
30	Penyediaan, Pemintalan dan Penenunan Tekstil	-	-	-	-
31	Penyiapan Akhir Tekstil	-	-	-	-
32	Tekstil Lain	-	-	-	-
33	Pakaian	3,941	2,682	3,315	20,670
34	Produk Kulit	-	-	-	-
35	Kasut	-	-	-	-
36	Pengilangan dan Pengetaman Kayu	-	-	-	-
37	Kepingan Venier dan Panel berasaskan Kayu	-	-	-	-
38	Pertukangan Kayu dan Tanggam untuk Jurubina	-	-	-	-
39	Bekas Kayu dan Produk Kayu Lain	-	-	-	-
40	Kertas dan Produk Kertas	-	-	7,796	-
41	Perabot	-	-	-	-
42	Penerbitan Semula Media Rakaman	-	-	-	-
43	Percetakan	4,823	117,653	386,487	255,664
44	Kok dan Produk Petroleum Bertapis	172,435	1,405,999	243,765	573,701
45	Kimia Asas	-	-	21,904	-
46	Baja dan Sebatian Nitrogen	-	-	-	-
47	Cat dan Varnis	-	-	168,976	-
48	Produk Farmaseutikal, Kimia Perubatan dan Botani	-	-	-	-
49	Sabun & Bahan Pencuci, Pencuci dan Pengilat, Pewangi dan Dandanan Diri	-	-	-	-
50	Produk Kimia Lain	-	-	-	-
51	Tayar dan Tiub Getah	-	-	-	-
52	Prosesan Getah	-	-	-	-
53	Sarung Tangan Getah	-	-	-	-
54	Produk Getah Lain	-	-	-	-
55	Produk Plastik	-	-	-	-
56	Kaca dan Produk Kaca	-	-	-	-
57	Produk Refraktori, Tanah Liat, Porselin dan Seramik	-	-	-	-
58	Simen, Kapur dan Plaster	-	-	-	-
59	Produk Mineral bukan Logam	-	-	-	-
60	Besi dan Keluli Asas	-	-	-	-
61	Logam Asas Berharga dan Logam bukan Ferus Lain	-	-	-	-
62	Pengacuan Logam	-	-	-	-
63	Produk Struktur Logam, Tangki, Takungan dan Penjana Wap	-	-	-	-
64	Produk Logam Lain yang Direka	-	-	-	-
65	Enjin & Turbin, Alatan Kuasa Bendalir, Pam, Pemampat, Kepala Paip dan Injap Lain	-	-	-	-
66	Jentera Kegunaan Umum Lain	-	-	-	-
67	Senjata, Peluru dan Mesin bertujuan Khas	-	-	50,252	-
68	Perkakasan Domestik	-	-	-	-

Jadual 5: Jadual Penggunaan pada Harga Pembeli, Komoditi mengikut Aktiviti (RM'000), 2019

Table 5: Use Tables at Purchasers' Prices, Commodity by Activity (RM'000), 2019

Aktiviti Wayang Gambar, Pemprograman dan Penyiaran *Motion Picture, Programming and Broadcasting Activities*	Perkhidmatan Komputer dan Maklumat *Computer and Information Services*	Perantaraan Kewangan *Monetary Intermediation*	Perkhidmatan Kewangan Lain *Other Financial Service*	*Activity* / *Commodity*	
105	106	107	108		
-	-	-	-	*Paddy*	1
-	-	-	-	*Food Crops*	2
-	-	-	-	*Vegetables*	3
-	-	-	-	*Fruits*	4
-	-	-	-	*Rubber*	5
-	-	-	-	*Oil Palm*	6
-	-	-	-	*Flower Plants*	7
-	-	-	-	*Other Agriculture*	8
-	-	-	-	*Poultry Farming*	9
-	-	-	-	*Other Livestock*	10
-	-	-	-	*Forestry and Logging*	11
-	-	-	-	*Fishing and Aquaculture*	12
-	-	-	-	*Crude Oil and Natural Gas*	13
-	-	-	-	*Mining of Metal Ores*	14
-	-	-	-	*Quarrying of Stone, Sand and Clay*	15
-	-	-	-	*Other Mining and Quarrying*	16
-	-	-	-	*Processing and Preserving of Meat*	17
-	-	-	-	*Processing and Preserving of Seafood*	18
-	-	-	-	*Processing and Preserving of Fruits & Vegetables*	19
-	-	-	-	*Dairy Products*	20
-	-	-	-	*Vegetable & Animal Oils and Fats*	21
-	-	-	-	*Grain Mill Products, Starches and Starch Products*	22
-	-	-	-	*Bakery Products*	23
-	-	-	-	*Confectionery*	24
-	-	-	-	*Other Food Processing*	25
-	-	-	-	*Prepared Animal Feeds*	26
-	-	-	-	*Spirits, Wines and Liquors*	27
-	-	-	-	*Soft Drinks, Mineral Waters and Other Bottled Waters*	28
-	-	-	-	*Tobacco Products*	29
-	-	-	-	*Preparation, Spinning and Weaving of Textiles*	30
-	-	-	-	*Finishing of Textiles*	31
-	-	-	-	*Other Textiles*	32
16,913	73,756	175,048	179,280	*Wearing Apparel*	33
-	-	-	-	*Leather Products*	34
-	-	-	-	*Footwear*	35
-	-	-	-	*Sawmilling and Planning of Wood*	36
-	-	-	-	*Veneer Sheets and Wood-based Panels*	37
-	-	-	-	*Builders' Carpentry and Joinery*	38
-	-	-	-	*Wooden Containers and Other Wood Products*	39
-	-	-	-	*Paper and Paper Products*	40
5,362	-	-	-	*Furniture*	41
-	-	-	-	*Reproduction of Recorded Media*	42
14,425	176,045	82,181	20,898	*Printing*	43
610,579	514,946	94,240	38,528	*Coke and Refined Petroleum Products*	44
-	-	-	-	*Basic Chemicals*	45
-	-	-	-	*Fertilizers and Nitrogen Compounds*	46
-	-	-	-	*Paints and Varnishes*	47
-	-	-	-	*Pharmaceuticals, Medicinal Chemical and Botanical Products*	48
-	-	-	-	*Soaps & Detergents, Cleaning & Polishing, Perfumes and Toilet Preparations*	49
-	-	-	-	*Other Chemicals Products*	50
-	-	-	-	*Rubber Tyres and Tubes*	51
-	-	-	-	*Rubber Processing*	52
-	-	-	-	*Rubber Gloves*	53
-	-	-	-	*Other Rubber Products*	54
-	-	-	-	*Plastic Products*	55
-	-	-	-	*Glass and Glass Products*	56
-	-	-	-	*Refractory, Clay, Porcelain and Ceramic Products*	57
-	-	-	-	*Cement, Lime and Plaster*	58
-	-	-	-	*Non-Metallic Mineral Products*	59
-	-	-	-	*Basic Iron and Steel*	60
-	-	-	-	*Basic Precious and Other Non-Ferrous Metals*	61
-	-	-	-	*Casting of Metals*	62
-	-	-	-	*Structural Metal Products, Tanks, Reservoirs and Steam Generators*	63
-	-	-	-	*Other Fabricated Metal Products*	64
-	-	-	-	*Engines & Turbines, Fluid Power Equipment, Other Pumps, Compressors, Taps and Valves*	65
-	-	-	-	*Other General Purpose Machinery*	66
-	-	-	-	*Weapons, Ammunition and Special Purpose Machinery*	67
-	-	-	-	*Domestic Appliances*	68

Jadual 5: Jadual Penggunaan pada Harga Pembeli, Komoditi mengikut Aktiviti (RM'000), 2019

Table 5: Use Tables at Purchasers' Prices, Commodity by Activity (RM'000), 2019

	Komoditi / Aktiviti	Perkhidmatan Operasi Lebuhraya, Jambatan dan Terowong *Highway, Bridge and Tunnel Operation Services*	Perkhidmatan Pos dan Kurier *Postal and Courier Activities*	Aktiviti Penerbitan *Publishing Activity*	Telekomunikasi *Telecommunications*
		101	102	103	104
69	Komputer, Peranti, Mesin dan Kelengkapan Pejabat	-	-	-	-
70	Motor Elektrik, Penjana dan Transformer	-	-	-	-
71	Perkakasan Pengagihan & Pengawalan Elektrik, Bateri dan Akumulator	-	-	-	-
72	Kabel Gentian Optikal, Elektronik dan Elektrik Lain	-	-	-	-
73	Alatan Pendawaian, Kelengkapan Pencahayaan Elektrik dan Elektrik Lain	-	-	-	-
74	Komponen dan Papan Elektronik	-	-	-	1,618,352
75	Peralatan Komunikasi dan Elektronik Pengguna	-	-	3,798	1,812,795
76	Peralatan Penyinaran, Perubatan Elektro dan Elektroterapeutik	-	-	-	-
77	Kelengkapan Mengukur, Menguji, Memandu Arah dan Kawalan	-	-	-	-
78	Instrumen Optikal, Alatan Fotografi, Media Magnetik dan Optikal	-	-	-	-
79	Jam Tangan dan Jam	-	-	-	-
80	Kenderaan Bermotor, Treler dan Semi Treler	1,652,711	49,332	8,623	84,055
81	Motosikal	-	-	-	-
82	Kapal, Bot, Basikal dan 'Invalid Carriages'	-	-	-	-
83	Kelengkapan Pengangkutan Lain	-	-	-	-
84	Pembuatan Lain	1,347	45,645	-	28,729
85	Pembaikan & Pemasangan Mesin dan Kelengkapan	-	-	7,724	257,853
86	Elektrik dan Gas	69,595	118,069	35,269	1,262,370
87	Air	7,897	24,356	2,864	35,390
88	Pembetungan, Pengurusan Sisa dan Aktiviti Pemulihan	1,960	13,237	1,376	50,630
89	Bangunan Kediaman	-	-	-	-
90	Bangunan Bukan Kediaman	-	-	-	-
91	Kejuruteraan Awam	-	-	-	-
92	Aktiviti Pembinaan Pertukangan Khas	-	6,932	-	1,788,510
93	Perdagangan Borong & Runcit, Pembaikan Kenderaan Bermotor dan Motosikal	32,381	3,737	1,295	12,622
94	Penginapan	-	-	69,143	425,384
95	Makanan dan Minuman	17,367	5,467	13,509	539,157
96	Pengangkutan Darat	-	-	-	11,723
97	Pengangkutan Air	-	-	-	2,548
98	Pengangkutan Udara	-	-	-	689,209
99	Penggudangan dan Aktiviti Sokongan untuk Pengangkutan	-	-	-	838
100	Perkhidmatan berkaitan Pengangkutan Air dan Udara	-	-	-	-
101	Perkhidmatan Operasi Lebuhraya, Jambatan dan Terowong	565,656	25,380	-	-
102	Perkhidmatan Pos dan Kurier	547	799,369	3,497	17,954
103	Aktiviti Penerbitan	-	-	445,952	7,213
104	Telekomunikasi	7,443	90,931	69,846	23,892,452
105	Aktiviti Wayang Gambar, Pemprograman dan Penyiaran	-	-	-	-
106	Perkhidmatan Komputer dan Maklumat	1,836	99,498	424,931	9,490,523
107	Perantaraan Kewangan	27,532	34,500	23,806	509,428
108	Perkhidmatan Kewangan Lain	4,667	4,323	3,622	84,990
109	Insurans/ Takaful dan Tabungan Pencen	11,850	229,908	46,250	184,656
110	Aktiviti Sokongan Perkhidmatan Kewangan dan Insurans/ Takaful	247	1,187	4,571	152,295
111	Hartanah	16,161	1,992	5,500	252,449
112	Pemilikan Kediaman	-	-	-	-
113	Sewaan dan Pajakan	7,148	95,890	3,608	1,676,690
114	Penyelidikan dan Pembangunan Saintifik	-	-	-	-
115	Profesional	191,886	238,947	376,113	5,823,703
116	Perkhidmatan Perniagaan	41,176	112,747	26,413	535,680
117	Pentadbiran Awam	-	-	-	-
118	Pendidikan	-	-	-	-
119	Kesihatan	-	-	-	-
120	Ketenteraman dan Keselamatan Awam	-	-	-	-
121	Pentadbiran Awam Lain	-	-	-	-
122	Institusi bukan Keuntungan yang Berkhidmat kepada Isi Rumah	-	-	-	-
123	Kesenian, Hiburan dan Rekreasi	-	-	-	-
124	Perkhidmatan Swasta Lain	4,246	18,062	-	498,648
	JUMLAH INPUT PERANTARAAN	**2,844,853**	**3,545,843**	**2,460,203**	**52,596,881**
	Pembelian Langsung oleh Residen di Luar Negeri	-	-	-	-
	Pembelian Dalam Negeri oleh Bukan Residen	-	-	-	-
	JUMLAH INPUT	**2,844,853**	**3,545,843**	**2,460,203**	**52,596,881**
	Nilai Ditambah Kasar	**8,420,935**	**2,560,005**	**2,536,962**	**56,273,456**
	Pampasan Pekerja	1,044,837	2,003,810	926,464	9,081,061
	Cukai Bersih Lain ke atas Pengeluaran	35,520	19,088	15,772	343,721
	Lebihan Kendalian, Kasar	7,340,578	537,106	1,594,726	46,848,673
	Penggunaan Modal Tetap	2,282,223	1,236,922	302,570	6,591,919
	Lebihan Kendalian, Bersih	5,058,355	(699,816)	1,292,156	40,256,754
	JUMLAH OUTPUT	**11,265,788**	**6,105,848**	**4,997,166**	**108,870,337**

Jadual 5: Jadual Penggunaan pada Harga Pembeli, Komoditi mengikut Aktiviti (RM'000), 2019

Table 5: Use Tables at Purchasers' Prices, Commodity by Activity (RM'000), 2019

Aktiviti Wayang Gambar, Pemprograman dan Penyiaran *Motion Picture, Programming and Broadcasting Activities*	Perkhidmatan Komputer dan Maklumat *Computer and Information Services*	Perantaraan Kewangan *Monetary Intermediation*	Perkhidmatan Kewangan Lain *Other Financial Service*	Activity / Commodity	
105	106	107	108		
-	1,234,045	90,290	9,059	Computers, Peripheral, Office Equipment and Machinery	69
-	-	-	-	Electric Motors, Generators and Transformers	70
-	-	-	-	Electricity Distribution & Control Apparatus, Batteries and Accumulators	71
-	-	-	-	Fibre Optic Cables, Electronic and Other Electric	72
1,350	-	-	-	Wiring Devices, Electric Lighting Equipment and Other Electrical	73
-	1,692,352	-	-	Electronic Components and Boards	74
-	1,648,531	-	-	Communication Equipment and Consumer Electronics	75
-	-	-	-	Irradiation Equipment, Electro Medical and Electrotherapeutic	76
-	-	-	-	Measuring Equipment, Testing, Navigating and Control	77
50,824	-	-	-	Optical Instruments, Photographic Equipment, Magnetic and Optical Media	78
-	-	-	-	Watches and Clocks	79
9,364	37,123	329,419	86,223	Motor Vehicles, Trailers and Semi Trailers	80
-	-	-	-	Motorcycles	81
-	-	-	-	Ships, Boats, Bicycles and Invalid Carriages	82
-	-	-	-	Other Transport Equipment	83
5,614	28,203	9,562	8,915	Other Manufacturing	84
45,007	35,646	9,870	2,321	Repair & Installation of Machinery and Equipment	85
81,095	365,637	53,171	569	Electricity and Gas	86
4,058	44,705	29,064	1,949	Water	87
3,918	26,034	488,440	13,070	Sewerage, Waste Management and Remediation Activities	88
-	-	-	-	Residential Buildings	89
-	-	-	-	Non-Residential Buildings	90
-	-	-	-	Civil Engineering	91
174,075	1,933,826	647,195	160,962	Specialised Construction Activities	92
1,406	5,574	49,465	12,947	Wholesale & Retail Trade, Repair of Motor Vehicles and Motorcycles	93
134,006	826,280	-	-	Accommodation	94
75,492	531,945	31,665	17,036	Food and Beverage	95
-	-	1,664	600	Land Transport	96
-	-	362	130	Water Transport	97
40,893	378,016	267,745	47,330	Air Transport	98
-	-	119	43	Warehousing and Support Activities for Transportation	99
-	-	-	-	Services Incidental to Water and Air Transportation	100
-	-	-	-	Highway Operation Services, Bridge and Tunnel	101
15,306	96,680	101,123	10,822	Postal and Courier Activities	102
-	-	516,898	28,727	Publishing Activities	103
629,871	721,524	225,110	169,211	Telecommunications	104
3,721,533	-	-	-	Motion Picture, Programming and Broadcasting Activities	105
43,433	8,752,204	3,076	5,826	Computer and Information Services	106
66,381	219,190	1,340,326	276,970	Monetary Intermediation	107
26,158	63,359	54,196	3,014,491	Other Financial Service	108
53,796	158,265	157,514	32,662	Insurance/ Takaful and Pension Funding	109
3,337	98,250	1,321,517	427,131	Activities Auxiliary to Financial Service and Insurance/ Takaful	110
16,789	60,459	189,783	85,008	Real Estate	111
-	-	-	-	Ownership of Dwellings	112
206,070	32,617	87,403	62,795	Rental and Leasing	113
-	-	-	-	Scientific Research and Development	114
687,316	2,309,186	16,668,990	2,498,737	Professional	115
86,075	338,675	260,243	32,772	Business Services	116
-	-	-	-	Public Administration	117
-	-	-	-	Education	118
-	-	-	-	Health	119
-	-	-	-	Public Order and Safety	120
-	-	-	-	Other Public Administration	121
-	-	-	-	Non-Profit Institutions Serving Households	122
-	-	-	-	Arts, Entertainment and Recreation	123
19,726	179,177	49,738	13,237	Other Private Services	124
6,850,174	**22,582,253**	**23,335,418**	**7,258,251**	TOTAL INTERMEDIATE INPUT	
-	-	-	-	Direct Purchases Abroad by Residents	
-	-	-	-	Domestic Purchases by Non-Residents	
6,850,174	**22,582,253**	**23,335,418**	**7,258,251**	TOTAL INPUT	
5,644,798	**18,616,437**	**59,382,895**	**5,850,042**	Gross Value Added	
1,627,657	8,940,259	23,712,347	2,114,870	Compensation of Employees	
39,151	130,214	261,500	33,775	Other Net Taxes on Production	
3,977,991	9,545,964	35,409,048	3,701,397	Operating Surplus, Gross	
756,550	2,494,513	3,294,884	522,137	Consumption of Fixed Capital	
3,221,441	7,051,451	32,114,164	3,179,260	Operating Surplus, Net	
12,494,972	**41,198,690**	**82,718,313**	**13,108,293**	TOTAL OUTPUT	

Jadual 5: Jadual Penggunaan pada Harga Pembeli, Komoditi mengikut Aktiviti (RM'000), 2019

Table 5: Use Tables at Purchasers' Prices, Commodity by Activity (RM'000), 2019

	Komoditi / Aktiviti	Insurans/ Takaful dan Tabungan Pencen *Insurance/ Takaful and Pension Funding*	Aktiviti Sokongan Perkhidmatan Kewangan dan Insurans/ Takaful *Activities Auxiliary to Financial Service and Insurance/ Takaful*	Hartanah *Real Estate*	Pemilikan Kediaman *Ownership of Dwellings*
		109	110	111	112
1	Padi	-	-	-	-
2		-	-	-	-
3	Sayur-sayuran	-	-	-	-
4	Buah-buahan	-	-	-	-
5	Getah	-	-	-	-
6	Kelapa Sawit	-	-	-	-
7	Tanaman Bunga	-	-	-	-
8	Pertanian Lain	-	-	-	-
9	Ternakan Ayam dan Itik	-	-	-	-
10	Ternakan Lain	-	-	-	-
11	Perhutanan dan Pembalakan	-	-	-	-
12	Perikanan dan Akuakultur	-	-	-	-
13	Minyak Mentah dan Gas Asli	-	-	-	-
14	Perlombongan Bijih Besi	-	-	-	-
15	Pengkuarian Batu, Pasir dan Tanah Liat	-	-	-	-
16	Perlombongan dan Pengkuarian Lain	-	-	-	-
17	Pemprosesan dan Pengawetan Daging	-	-	-	-
18	Pemprosesan dan Pengawetan Makanan Laut	-	-	-	-
19	Pemprosesan dan Pengawetan Buah-buahan & Sayur-sayuran	-	-	-	-
20	Produk Tenusu	-	-	-	-
21	Minyak & Lemak Sayuran dan Haiwan	-	-	-	-
22	Produk Bijian, Kanji dan Produk Berkanji	-	-	-	-
23	Produk Bakeri	-	-	-	-
24	Manisan	-	-	-	-
25	Prosesan Makanan Lain	-	-	-	-
26	Makanan Haiwan Tersedia	-	-	-	-
27	Spirit, Wain dan Minuman Keras	-	-	-	-
28	Minuman Ringan, Air Mineral dan Minuman Lain yang Dibotolkan	-	-	-	-
29	Produk Tembakau	-	-	-	-
30	Penyediaan, Pemintalan dan Penenunan Tekstil	-	-	-	-
31	Penyiapan Akhir Tekstil	-	-	-	-
32	Tekstil Lain	-	-	-	-
33	Pakaian	7,561	2,143	4,894	-
34	Produk Kulit	-	-	-	-
35	Kasut	-	-	-	-
36	Pengilangan dan Pengetaman Kayu	-	-	-	-
37	Kepingan Venier dan Panel berasaskan Kayu	-	-	-	-
38	Pertukangan Kayu dan Tanggam untuk Jurubina	-	-	-	-
39	Bekas Kayu dan Produk Kayu Lain	-	-	-	-
40	Kertas dan Produk Kertas	-	-	-	61,776
41	Perabot	-	-	-	-
42	Penerbitan Semula Media Rakaman	-	-	-	-
43	Percetakan	168,076	21,887	82,178	-
44	Kok dan Produk Petroleum Bertapis	84,978	66,742	5,158,027	-
45	Kimia Asas	-	-	-	93,027
46	Baja dan Sebatian Nitrogen	-	-	-	-
47	Cat dan Varnis	-	-	-	138,632
48	Produk Farmaseutikal, Kimia Perubatan dan Botani	-	-	-	-
49	Sabun & Bahan Pencuci, Pencuci dan Pengilat, Pewangi dan Dandanan Diri	-	-	-	-
50	Produk Kimia Lain	-	-	-	-
51	Tayar dan Tiub Getah	-	-	-	-
52	Prosesan Getah	-	-	-	-
53	Sarung Tangan Getah	-	-	-	-
54	Produk Getah Lain	-	-	-	-
55	Produk Plastik	-	-	-	418,413
56	Kaca dan Produk Kaca	-	-	-	-
57	Produk Refraktori, Tanah Liat, Porselin dan Seramik	-	-	-	437,601
58	Simen, Kapur dan Plaster	-	-	-	-
59	Produk Mineral bukan Logam	-	-	-	-
60	Besi dan Keluli Asas	-	-	-	-
61	Logam Asas Berharga dan Logam bukan Ferus Lain	-	-	-	-
62	Pengacuan Logam	-	-	-	-
63	Produk Struktur Logam, Tangki, Takungan dan Penjana Wap	-	-	-	-
64	Produk Logam Lain yang Direka	-	-	-	-
65	Enjin & Turbin, Alatan Kuasa Bendalir, Pam, Pemampat, Kepala Paip dan Injap Lain	-	-	-	-
66	Jentera Kegunaan Umum Lain	-	-	-	-
67	Senjata, Peluru dan Mesin bertujuan Khas	-	-	-	-
68	Perkakasan Domestik	-	-	-	-

Jadual 5: Jadual Penggunaan pada Harga Pembeli, Komoditi mengikut Aktiviti (RM'000), 2019

Table 5: Use Tables at Purchasers' Prices, Commodity by Activity (RM'000), 2019

Sewaan dan Pajakan *Rental and Leasing*	**Penyelidikan dan Pembangunan Saintifik** *Scientific Research and Development*	**Profesional** *Professional*	**Perkhidmatan Perniagaan** *Business Services*	***Activity*** / ***Commodity***	
113	**114**	**115**	**116**		
-	-	-	-	***Paddy***	***1***
-	-	-	-	***Food Crops***	***2***
-	-	-	-	***Vegetables***	***3***
-	-	-	-	***Fruits***	***4***
-	-	-	-	***Rubber***	***5***
-	-	-	-	***Oil Palm***	***6***
-	-	-	-	***Flower Plants***	***7***
-	-	-	-	***Other Agriculture***	***8***
-	-	-	-	***Poultry Farming***	***9***
-	-	-	-	***Other Livestock***	***10***
-	-	-	-	***Forestry and Logging***	***11***
-	-	-	-	***Fishing and Aquaculture***	***12***
-	-	-	-	***Crude Oil and Natural Gas***	***13***
-	-	-	-	***Mining of Metal Ores***	***14***
-	-	-	-	***Quarrying of Stone, Sand and Clay***	***15***
-	-	-	-	***Other Mining and Quarrying***	***16***
-	-	-	-	***Processing and Preserving of Meat***	***17***
-	-	-	-	***Processing and Preserving of Seafood***	***18***
-	-	-	-	***Processing and Preserving of Fruits & Vegetables***	***19***
-	-	-	-	***Dairy Products***	***20***
-	-	-	-	***Vegetable & Animal Oils and Fats***	***21***
-	-	-	-	***Grain Mill Products, Starches and Starch Products***	***22***
-	-	-	-	***Bakery Products***	***23***
-	-	-	-	***Confectionery***	***24***
-	-	-	-	***Other Food Processing***	***25***
-	-	-	-	***Prepared Animal Feeds***	***26***
-	-	-	-	***Spirits, Wines and Liquors***	***27***
-	-	-	-	***Soft Drinks, Mineral Waters and Other Bottled Waters***	***28***
-	-	-	-	***Tobacco Products***	***29***
-	-	-	-	***Preparation, Spinning and Weaving of Textiles***	***30***
-	-	-	-	***Finishing of Textiles***	***31***
-	-	-	-	***Other Textiles***	***32***
4,734	7,384	23,665	57,125	***Wearing Apparel***	***33***
-	-	-	-	***Leather Products***	***34***
-	-	-	-	***Footwear***	***35***
-	-	-	-	***Sawmilling and Planning of Wood***	***36***
-	-	-	-	***Veneer Sheets and Wood-based Panels***	***37***
-	-	-	-	***Builders' Carpentry and Joinery***	***38***
-	-	-	-	***Wooden Containers and Other Wood Products***	***39***
28,768	7,077	313,978	257,174	***Paper and Paper Products***	***40***
-	-	-	-	***Furniture***	***41***
-	-	-	-	***Reproduction of Recorded Media***	***42***
25,221	25,382	600,342	244,375	***Printing***	***43***
135,237	54,543	1,115,242	855,047	***Coke and Refined Petroleum Products***	***44***
-	18,046	100,806	-	***Basic Chemicals***	***45***
-	-	-	6,549	***Fertilizers and Nitrogen Compounds***	***46***
-	26,893	141,604	-	***Paints and Varnishes***	***47***
-	-	25,358	-	***Pharmaceuticals, Medicinal Chemical and Botanical Products***	***48***
-	-	-	-	***Soaps & Detergents, Cleaning & Polishing, Perfumes and Toilet Preparations***	***49***
-	-	66,539	-	***Other Chemicals Products***	***50***
76,009	-	-	225,683	***Rubber Tyres and Tubes***	***51***
-	-	-	-	***Rubber Processing***	***52***
-	-	-	-	***Rubber Gloves***	***53***
-	-	-	-	***Other Rubber Products***	***54***
-	-	284	-	***Plastic Products***	***55***
-	-	-	-	***Glass and Glass Products***	***56***
-	-	-	-	***Refractory, Clay, Porcelain and Ceramic Products***	***57***
-	-	-	-	***Cement, Lime and Plaster***	***58***
-	-	-	-	***Non-Metallic Mineral Products***	***59***
-	-	-	-	***Basic Iron and Steel***	***60***
-	-	-	-	***Basic Precious and Other Non-Ferrous Metals***	***61***
-	-	-	-	***Casting of Metals***	***62***
-	-	-	-	***Structural Metal Products, Tanks, Reservoirs and Steam Generators***	***63***
-	-	-	-	***Other Fabricated Metal Products***	***64***
-	-	-	-	***Engines & Turbines, Fluid Power Equipment, Other Pumps, Compressors, Taps and Valves***	***65***
-	-	-	-	***Other General Purpose Machinery***	***66***
-	-	-	-	***Weapons, Ammunition and Special Purpose Machinery***	***67***
-	-	-	-	***Domestic Appliances***	***68***

Jadual 5: Jadual Penggunaan pada Harga Pembeli, Komoditi mengikut Aktiviti (RM'000), 2019

Table 5: Use Tables at Purchasers' Prices, Commodity by Activity (RM'000), 2019

	Komoditi / Aktiviti	Insurans/ Takaful dan Tabungan Pencen *Insurance/ Takaful and Pension Funding*	Aktiviti Sokongan Perkhidmatan Kewangan dan Insurans/ Takaful *Activities Auxiliary to Financial Service and Insurance/ Takaful*	Hartanah *Real Estate*	Pemilikan Kediaman *Ownership of Dwellings*
		109	110	111	112
69	Komputer, Peranti, Mesin dan Kelengkapan Pejabat	588,431	4,043	21,953	-
70	Motor Elektrik, Penjana dan Transformer	-	-	-	-
71	Perkakasan Pengagihan & Pengawalan Elektrik, Bateri dan Akumulator	-	-	-	-
72	Kabel Gentian Optikal, Elektronik dan Elektrik Lain	-	-	-	-
73	Alatan Pendawaian, Kelengkapan Pencahayaan Elektrik dan Elektrik Lain	-	-	-	-
74	Komponen dan Papan Elektronik	-	-	-	-
75	Peralatan Komunikasi dan Elektronik Pengguna	-	-	-	139,836
76	Peralatan Penyinaran, Perubatan Elektro dan Elektroterapeutik	-	-	-	-
77	Kelengkapan Mengukur, Menguji, Memandu Arah dan Kawalan	-	-	-	-
78	Instrumen Optikal, Alatan Fotografi, Media Magnetik dan Optikal	-	-	-	-
79	Jam Tangan dan Jam	-	-	-	-
80	Kenderaan Bermotor, Treler dan Semi Treler	33,250	7,754	42,943	-
81	Motosikal	-	-	-	-
82	Kapal, Bot, Basikal dan 'Invalid Carriages'	-	-	-	-
83	Kelengkapan Pengangkutan Lain	-	-	-	-
84	Pembuatan Lain	14,104	9,029	28,053	-
85	Pembaikan & Pemasangan Mesin dan Kelengkapan	3,352	3,669	34,193	-
86	Elektrik dan Gas	15,384	3,197	560,495	-
87	Air	4,850	647	92,325	-
88	Pembetungan, Pengurusan Sisa dan Aktiviti Pemulihan	20,223	15,897	24,321	-
89	Bangunan Kediaman	-	-	-	-
90	Bangunan Bukan Kediaman	-	-	-	-
91	Kejuruteraan Awam	-	-	-	-
92	Aktiviti Pembinaan Pertukangan Khas	230,530	237,831	115,931	4,233,237
93	Perdagangan Borong & Runcit, Pembaikan Kenderaan Bermotor dan Motosikal	4,993	1,164	6,448	-
94	Penginapan	-	-	389,251	-
95	Makanan dan Minuman	288,561	43,455	66,185	-
96	Pengangkutan Darat	12,156	1,121	-	-
97	Pengangkutan Air	2,625	242	-	-
98	Pengangkutan Udara	826,229	58,862	-	-
99	Penggudangan dan Aktiviti Sokongan untuk Pengangkutan	864	80	-	-
100	Perkhidmatan berkaitan Pengangkutan Air dan Udara	-	-	-	-
101	Perkhidmatan Operasi Lebuhraya, Jambatan dan Terowong	-	-	-	-
102	Perkhidmatan Pos dan Kurier	83,038	9,304	20,022	-
103	Aktiviti Penerbitan	334,777	38,377	-	-
104	Telekomunikasi	548,106	142,374	629,243	-
105	Aktiviti Wayang Gambar, Pemprograman dan Penyiaran	-	-	-	-
106	Perkhidmatan Komputer dan Maklumat	117,527	6,892	10,845	-
107	Perantaraan Kewangan	730,342	328,186	2,048,201	990,576
108	Perkhidmatan Kewangan Lain	153,705	651,745	279,075	70,107
109	Insurans/ Takaful dan Tabungan Pencen	222,264	83,567	155,595	76,843
110	Aktiviti Sokongan Perkhidmatan Kewangan dan Insurans/ Takaful	1,387,780	266,479	27,503	-
111	Hartanah	61,711	16,755	591,674	-
112	Pemilikan Kediaman	-	-	-	-
113	Sewaan dan Pajakan	577,545	1,275,599	99,342	-
114	Penyelidikan dan Pembangunan Saintifik	-	-	-	-
115	Profesional	6,056,435	1,638,776	2,954,504	-
116	Perkhidmatan Perniagaan	168,179	255,658	249,910	-
117	Pentadbiran Awam	-	-	-	-
118	Pendidikan	-	-	-	-
119	Kesihatan	-	-	-	-
120	Ketenteraman dan Keselamatan Awam	-	-	-	-
121	Pentadbiran Awam Lain	-	-	-	-
122	Institusi bukan Keuntungan yang Berkhidmat kepada Isi Rumah	-	-	-	-
123	Kesenian, Hiburan dan Rekreasi	-	-	-	-
124	Perkhidmatan Swasta Lain	19,442	20,175	77,783	-
	JUMLAH INPUT PERANTARAAN	**12,767,013**	**5,211,650**	**13,770,893**	**6,660,048**
	Pembelian Langsung oleh Residen di Luar Negeri	-	-	-	-
	Pembelian Dalam Negeri oleh Bukan Residen	-	-	-	-
	JUMLAH INPUT	**12,767,013**	**5,211,650**	**13,770,893**	**6,660,048**
	Nilai Ditambah Kasar	**23,198,856**	**5,514,509**	**24,115,648**	**32,628,737**
	Pampasan Pekerja	4,365,578	2,229,684	4,955,587	-
	Cukai Bersih Lain ke atas Pengeluaran	113,474	35,559	119,427	-
	Lebihan Kendalian, Kasar	18,719,803	3,249,267	19,040,634	32,628,737
	Penggunaan Modal Tetap	1,432,614	427,251	8,257,146	21,677,864
	Lebihan Kendalian, Bersih	17,287,189	2,822,016	10,783,488	10,950,873
	JUMLAH OUTPUT	**35,965,869**	**10,726,160**	**37,886,541**	**39,288,785**

Jadual 5: Jadual Penggunaan pada Harga Pembeli, Komoditi mengikut Aktiviti (RM'000), 2019

Table 5: Use Tables at Purchasers' Prices, Commodity by Activity (RM'000), 2019

Sewaan dan Pajakan *Rental and Leasing*	Penyelidikan dan Pembangunan Saintifik *Scientific Research and Development*	Profesional *Professional*	Perkhidmatan Perniagaan *Business Services*	Activity / Commodity	
113	114	115	116		
53	165,368	677,630	23,588	Computers, Peripheral, Office Equipment and Machinery	69
-	-	-	-	Electric Motors, Generators and Transformers	70
1,314	-	-	24,426	Electricity Distribution & Control Apparatus, Batteries and Accumulators	71
-	-	-	-	Fibre Optic Cables, Electronic and Other Electric	72
880	-	-	12,685	Wiring Devices, Electric Lighting Equipment and Other Electrical	73
-	-	-	-	Electronic Components and Boards	74
31,286	29,152	1,260,485	243,084	Communication Equipment and Consumer Electronics	75
-	-	-	-	Irradiation Equipment, Electro Medical and Electrotherapeutic	76
-	10,370	685,034	-	Measuring Equipment, Testing, Navigating and Control	77
-	-	90	-	Optical Instruments, Photographic Equipment, Magnetic and Optical Media	78
-	-	-	-	Watches and Clocks	79
248,340	5,059	184,518	1,157,581	Motor Vehicles, Trailers and Semi Trailers	80
-	-	-	-	Motorcycles	81
-	-	-	-	Ships, Boats, Bicycles and Invalid Carriages	82
-	-	-	-	Other Transport Equipment	83
9,533	-	27,040	93,476	Other Manufacturing	84
98,241	-	191,807	283,364	Repair & Installation of Machinery and Equipment	85
30,081	78,900	627,592	208,828	Electricity and Gas	86
5,232	14,888	70,909	43,498	Water	87
7,135	6,185	41,635	38,888	Sewerage, Waste Management and Remediation Activities	88
-	-	-	-	Residential Buildings	89
-	-	-	-	Non-Residential Buildings	90
-	-	-	-	Civil Engineering	91
351,188	70,799	474,681	799,658	Specialised Construction Activities	92
4,990	760	17,045	40,288	Wholesale & Retail Trade, Repair of Motor Vehicles and Motorcycles	93
143,635	-	54,575	1,064,945	Accommodation	94
45,126	20,873	674,272	535,167	Food and Beverage	95
10,607	-	16,024	34,726	Land Transport	96
2,614	-	3,485	31,663	Water Transport	97
26,635	73,540	872,261	677,990	Air Transport	98
759	-	1,176	9,191	Warehousing and Support Activities for Transportation	99
-	-	-	-	Services Incidental to Water and Air Transportation	100
-	-	-	-	Highway Operation Services, Bridge and Tunnel	101
3,439	3,042	103,981	42,349	Postal and Courier Activities	102
-	-	4,147	-	Publishing Activities	103
57,272	15,826	551,268	324,227	Telecommunications	104
-	-	-	-	Motion Picture, Programming and Broadcasting Activities	105
1,627	4,915	39,672	10,855	Computer and Information Services	106
226,328	700	9,796	1,279,166	Monetary Intermediation	107
5,221	1,030	337,575	45,178	Other Financial Service	108
77,713	10,305	239,188	284,013	Insurance/ Takaful and Pension Funding	109
1,737	1,777	36,410	13,090	Activities Auxiliary to Financial Service and Insurance/ Takaful	110
23,259	7,388	297,170	633,094	Real Estate	111
-	-	-	-	Ownership of Dwellings	112
13,084	112,688	345,517	221,048	Rental and Leasing	113
-	-	-	-	Scientific Research and Development	114
241,279	400,527	9,410,685	5,644,972	Professional	115
114,519	51,814	386,338	3,212,022	Business Services	116
-	-	-	-	Public Administration	117
-	-	-	-	Education	118
-	-	-	-	Health	119
-	-	-	-	Public Order and Safety	120
-	-	-	-	Other Public Administration	121
-	-	-	-	Non-Profit Institutions Serving Households	122
-	-	-	-	Arts, Entertainment and Recreation	123
3,562	-	172,964	15,280	Other Private Services	124
2,056,658	**1,225,228**	**20,202,788**	**18,694,294**	TOTAL INTERMEDIATE INPUT	
-	-	-	-	Direct Purchases Abroad by Residents	
-	-	-	-	Domestic Purchases by Non-Residents	
2,056,658	**1,225,228**	**20,202,788**	**18,694,294**	TOTAL INPUT	
2,659,224	**2,047,391**	**31,560,947**	**11,861,360**	Gross Value Added	
736,252	717,373	15,681,868	6,000,039	Compensation of Employees	
14,826	10,433	164,306	95,898	Other Net Taxes on Production	
1,908,146	1,319,585	15,714,772	5,765,422	Operating Surplus, Gross	
76,568	53,135	840,451	496,111	Consumption of Fixed Capital	
1,831,578	1,266,450	14,874,321	5,269,311	Operating Surplus, Net	
4,715,882	**3,272,620**	**51,763,735**	**30,555,654**	TOTAL OUTPUT	

Jadual 5: Jadual Penggunaan pada Harga Pembeli, Komoditi mengikut Aktiviti (RM'000), 2019

Table 5: Use Tables at Purchasers' Prices, Commodity by Activity (RM'000), 2019

	Komoditi / Aktiviti	Pentadbiran Awam *Public Administration*	Pendidikan *Education*	Kesihatan *Health*	Ketenteraman dan Keselamatan Awam *Public Order and Safety*
		117	118	119	120
1	Padi	-	-	-	-
2	Tanaman Makanan	-	-	-	-
3	Sayur-sayuran	-	-	-	-
4	Buah-buahan	-	-	-	-
5	Getah	-	-	-	-
6	Kelapa Sawit	-	-	-	-
7	Tanaman Bunga	-	-	-	-
8	Pertanian Lain	-	-	-	-
9	Ternakan Ayam dan Itik	-	-	-	-
10	Ternakan Lain	-	-	-	-
11	Perhutanan dan Pembalakan	-	-	-	-
12	Perikanan dan Akuakultur	-	-	-	-
13	Minyak Mentah dan Gas Asli	-	-	-	-
14	Perlombongan Bijih Besi	-	-	-	-
15	Pengkuarian Batu, Pasir dan Tanah Liat	-	-	-	-
16	Perlombongan dan Pengkuarian Lain	-	-	-	-
17	Pemprosesan dan Pengawetan Daging	8,421	-	30,328	23,207
18	Pemprosesan dan Pengawetan Makanan Laut	11,793	-	66,847	21,215
19	Pemprosesan dan Pengawetan Buah-buahan & Sayur-sayuran	8,649	5	32,615	15,963
20	Produk Tenusu	2,920	1	15,771	2,120
21	Minyak & Lemak Sayuran dan Haiwan	4,755	1	21,307	4,485
22	Produk Bijian, Kanji dan Produk Berkanji	5,092	-	16,598	9,353
23	Produk Bakeri	990	3	7,462	1,957
24	Manisan	-	-	-	-
25	Prosesan Makanan Lain	45,280	67,282	27,433	18,536
26	Makanan Haiwan Tersedia	42,809	108	61	3,386
27	Spirit, Wain dan Minuman Keras	-	-	-	-
28	Minuman Ringan, Air Mineral dan Minuman Lain yang Dibotolkan	4,293	868	3,285	4,851
29	Produk Tembakau	-	-	-	-
30	Penyediaan, Pemintalan dan Penenunan Tekstil	1,100	907	2,493	12,917
31	Penyiapan Akhir Tekstil	-	-	-	-
32	Tekstil Lain	-	-	-	-
33	Pakaian	107,561	21,958	29,626	104,856
34	Produk Kulit	-	-	-	-
35	Kasut	-	-	-	-
36	Pengilangan dan Pengetaman Kayu	1,648	396	35	1,855
37	Kepingan Venier dan Panel berasaskan Kayu	5,202	525	50	1,151
38	Pertukangan Kayu dan Tanggam untuk Jurubina	481	718	28	824
39	Bekas Kayu dan Produk Kayu Lain	-	-	-	-
40	Kertas dan Produk Kertas	14,397	642,357	40,438	1,798
41	Perabot	15,744	1,351	2,871	2,539
42	Penerbitan Semula Media Rakaman	-	-	-	-
43	Percetakan	247,405	265,372	132,163	67,429
44	Kok dan Produk Petroleum Bertapis	500,279	224,165	290,908	169,853
45	Kimia Asas	18,560	2,918	13,808	9,112
46	Baja dan Sebatian Nitrogen	47,507	92	21,374	561
47	Cat dan Varnis	2,932	1,806	110	5,706
48	Produk Farmaseutikal, Kimia Perubatan dan Botani	173,855	463,562	2,717,216	25,506
49	Sabun & Bahan Pencuci, Pencuci dan Pengilat, Pewangi dan Dandanan Diri	1,580	322	1,652	2,195
50	Produk Kimia Lain	12,839	913	8,234	3,056
51	Tayar dan Tiub Getah	19,089	1,155	2,340	62,420
52	Prosesan Getah	206	52	23	560
53	Sarung Tangan Getah	30	9	1	48
54	Produk Getah Lain	272	87	10	404
55	Produk Plastik	2,999	72	107,764	844
56	Kaca dan Produk Kaca	152	85	3	138
57	Produk Refraktori, Tanah Liat, Porselin dan Seramik	3,752	1,545	139	3,335
58	Simen, Kapur dan Plaster	-	-	-	-
59	Produk Mineral bukan Logam	22,242	706	144	1,551
60	Besi dan Keluli Asas	3,521	468	12	2,736
61	Logam Asas Berharga dan Logam bukan Ferus Lain	6,298	619	5	1,862
62	Pengacuan Logam	-	-	-	-
63	Produk Struktur Logam, Tangki, Takungan dan Penjana Wap	349	46	1	272
64	Produk Logam Lain yang Direka	6,622	277	132	249,294
65	Enjin & Turbin, Alatan Kuasa Bendalir, Pam, Pemampat, Kepala Paip dan Injap Lain	59,295	19,007	15,755	3,484
66	Jentera Kegunaan Umum Lain	10,193	2,381	4,164	5,646
67	Senjata, Peluru dan Mesin bertujuan Khas	5,519	835	215	54,554
68	Perkakasan Domestik	242	27	1	-

Jadual 5: Jadual Penggunaan pada Harga Pembeli, Komoditi mengikut Aktiviti (RM'000), 2019

Table 5: Use Tables at Purchasers' Prices, Commodity by Activity (RM'000), 2019

Pentadbiran Awam Lain *Other Public Administration*	Institusi bukan Keuntungan yang Berkhidmat kepada Isi rumah *Non-Profit Institutions Serving Households*	Kesenian, Hiburan dan Rekreasi *Arts, Entertainment and Recreation*	Perkhidmatan Swasta Lain *Other Private Services*	Jumlah Penggunaan Perantaraan *Total Intermediate Use*	Activity / Commodity	
121	122	123	124			
-	-	-	-	2,407,217	Paddy	1
-	-	-	-	3,859,693	Food Crops	2
-	-	-	-	1,390,107	Vegetables	3
-	-	-	-	1,240,426	Fruits	4
-	-	-	-	6,473,112	Rubber	5
-	-	-	-	49,117,399	Oil Palm	6
-	-	-	-	527,245	Flower Plants	7
-	-	-	-	11,198,997	Other Agriculture	8
-	-	-	-	5,126,436	Poultry Farming	9
-	-	-	-	5,747,096	Other Livestock	10
-	-	-	-	8,628,485	Forestry and Logging	11
-	-	-	-	7,046,767	Fishing and Aquaculture	12
-	-	-	-	142,184,571	Crude Oil and Natural Gas	13
-	-	-	-	8,419,809	Mining of Metal Ores	14
-	-	-	-	12,567,679	Quarrying of Stone, Sand and Clay	15
-	-	-	-	13,813,873	Other Mining and Quarrying	16
468	-	-	-	2,205,702	Processing and Preserving of Meat	17
565	-	-	-	3,203,798	Processing and Preserving of Seafood	18
426	-	-	-	2,136,421	Processing and Preserving of Fruits & Vegetables	19
76	-	-	-	2,778,298	Dairy Products	20
135	-	-	-	64,674,068	Vegetable & Animal Oils and Fats	21
156	-	-	-	5,259,911	Grain Mill Products, Starches and Starch Products	22
161	-	-	-	303,099	Bakery Products	23
-	-	-	-	9,141,313	Confectionery	24
4,571	-	-	-	4,241,388	Other Food Processing	25
322	-	-	-	13,283,206	Prepared Animal Feeds	26
-	-	-	-	3,243,481	Spirits, Wines and Liquors	27
191	-	-	-	3,079,762	Soft Drinks, Mineral Waters and Other Bottled Waters	28
-	-	-	-	1,316,488	Tobacco Products	29
178	-	-	-	3,012,920	Preparation, Spinning and Weaving of Textiles	30
-	-	-	-	1,155,794	Finishing of Textiles	31
-	-	-	-	2,297,730	Other Textiles	32
2,840	1,991	18,108	5,200	3,990,649	Wearing Apparel	33
-	-	-	-	520,229	Leather Products	34
-	-	-	-	941,566	Footwear	35
54	-	-	-	8,438,056	Sawmilling and Planning of Wood	36
98	-	-	-	15,357,113	Veneer Sheets and Wood-based Panels	37
126	-	-	-	1,921,214	Builders' Carpentry and Joinery	38
-	-	-	-	1,330,303	Wooden Containers and Other Wood Products	39
165	-	-	-	15,369,134	Paper and Paper Products	40
349	-	-	-	2,160,224	Furniture	41
-	-	-	-	14,844	Reproduction of Recorded Media	42
23,860	7,527	123,905	16,504	10,389,680	Printing	43
52,109	323,814	1,160,398	156,458	170,744,659	Coke and Refined Petroleum Products	44
1,053	-	-	-	67,881,641	Basic Chemicals	45
1,338	-	-	-	7,929,724	Fertilizers and Nitrogen Compounds	46
309	-	-	-	8,248,622	Paints and Varnishes	47
6,104	-	-	-	6,355,281	Pharmaceuticals, Medicinal Chemical and Botanical Products	48
203	-	-	-	3,388,476	Soaps & Detergents, Cleaning & Polishing, Perfumes and Toilet Preparations	49
514	-	-	-	52,853,588	Other Chemicals Products	50
1,527	-	-	-	6,332,102	Rubber Tyres and Tubes	51
3	-	-	-	8,246,293	Rubber Processing	52
1	-	-	-	664,271	Rubber Gloves	53
12	-	-	-	4,096,700	Other Rubber Products	54
60	-	-	33,199	27,675,915	Plastic Products	55
6	-	-	-	6,046,658	Glass and Glass Products	56
766	-	-	-	4,823,319	Refractory, Clay, Porcelain and Ceramic Products	57
-	-	-	-	14,788,691	Cement, Lime and Plaster	58
2,280	-	-	-	25,342,618	Non-Metallic Mineral Products	59
152	-	-	-	42,862,817	Basic Iron and Steel	60
220	-	-	-	33,699,201	Basic Precious and Other Non-Ferrous Metals	61
-	-	-	-	4,073,147	Casting of Metals	62
15	-	-	-	17,842,328	Structural Metal Products, Tanks, Reservoirs and Steam Generators	63
3,247	-	-	-	51,331,042	Other Fabricated Metal Products	64
381	-	-	-	7,188,491	Engines & Turbines, Fluid Power Equipment, Other Pumps, Compressors, Taps and Valves	65
234	-	-	-	10,171,896	Other General Purpose Machinery	66
393	-	-	-	9,296,851	Weapons, Ammunition and Special Purpose Machinery	67
237	-	-	-	2,291,530	Domestic Appliances	68

Jadual 5: Jadual Penggunaan pada Harga Pembeli, Komoditi mengikut Aktiviti (RM'000), 2019

Table 5: Use Tables at Purchasers' Prices, Commodity by Activity (RM'000), 2019

	Komoditi / Aktiviti	Pentadbiran Awam *Public Administration*	Pendidikan *Education*	Kesihatan *Health*	Ketenteraman dan Keselamatan Awam *Public Order and Safety*
		117	118	119	120
69	Komputer, Peranti, Mesin dan Kelengkapan Pejabat	4,451	23,507	166	274
70	Motor Elektrik, Penjana dan Transformer	-	-	-	-
71	Perkakasan Pengagihan & Pengawalan Elektrik, Bateri dan Akumulator	230,706	25,108	13,412	40,896
72	Kabel Gentian Optikal, Elektronik dan Elektrik Lain	-	-	-	-
73	Alatan Pendawaian, Kelengkapan Pencahayaan Elektrik dan Elektrik Lain	161,247	35,624	69,519	60,576
74	Komponen dan Papan Elektronik	43,025	18,034	1,700	6,948
75	Peralatan Komunikasi dan Elektronik Pengguna	816,950	1,098,688	43,005	139,931
76	Peralatan Penyinaran, Perubatan Elektro dan Elektroterapeutik	223	1	5,440	1,007
77	Kelengkapan Mengukur, Menguji, Memandu Arah dan Kawalan	628,746	40,968	1,073,146	6,752
78	Instrumen Optikal, Alatan Fotografi, Media Magnetik dan Optikal	6,685	383	440	1,704
79	Jam Tangan dan Jam	-	-	-	-
80	Kenderaan Bermotor, Treler dan Semi Treler	2,364,981	1,421,976	1,540,889	1,029,440
81	Motosikal	-	-	-	-
82	Kapal, Bot, Basikal dan 'Invalid Carriages'	-	-	-	-
83	Kelengkapan Pengangkutan Lain	-	-	-	-
84	Pembuatan Lain	407,963	274,213	308,851	47,649
85	Pembaikan & Pemasangan Mesin dan Kelengkapan	15,314	42,405	98,297	10,983
86	Elektrik dan Gas	2,288,662	2,261,395	1,293,340	273,253
87	Air	42,988	97,200	54,976	67,307
88	Pembetungan, Pengurusan Sisa dan Aktiviti Pemulihan	800,092	105,286	797,540	37,303
89	Bangunan Kediaman	-	-	-	-
90	Bangunan Bukan Kediaman	-	-	-	-
91	Kejuruteraan Awam	2,347,275	20,702	33,723	241,883
92	Aktiviti Pembinaan Pertukangan Khas	-	394,995	163,381	-
93	Perdagangan Borong & Runcit, Pembaikan Kenderaan Bermotor dan Motosikal	330,684	213,159	226,305	54,750
94	Penginapan	489,997	213,174	137,194	100,875
95	Makanan dan Minuman	1,407,493	565,148	442,288	345,253
96	Pengangkutan Darat	214,963	44,174	11,883	5,988
97	Pengangkutan Air	17,806	11,372	4,392	6,717
98	Pengangkutan Udara	1,846,795	136,811	177,744	78,096
99	Penggudangan dan Aktiviti Sokongan untuk Pengangkutan	73,840	7,531	3,705	3,516
100	Perkhidmatan berkaitan Pengangkutan Air dan Udara	308,065	215	799	464,384
101	Perkhidmatan Operasi Lebuhraya, Jambatan dan Terowong	-	-	-	-
102	Perkhidmatan Pos dan Kurier	157,794	273,857	9,850	2,610
103	Aktiviti Penerbitan	14,575	22,039	602	304
104	Telekomunikasi	136,539	131,168	119,896	132,339
105	Aktiviti Wayang Gambar, Pemprograman dan Penyiaran	429,899	243,933	8,208	279,314
106	Perkhidmatan Komputer dan Maklumat	113,154	29,369	33,544	3,106
107	Perantaraan Kewangan	325,121	95,288	305,374	19,815
108	Perkhidmatan Kewangan Lain	35,544	44,667	145,790	-
109	Insurans/ Takaful dan Tabungan Pencen	5,659	57,145	175,945	127
110	Aktiviti Sokongan Perkhidmatan Kewangan dan Insurans/ Takaful	15,814	2,626	4,014	1,678
111	Hartanah	587,833	190,784	79,969	113,305
112	Pemilikan Kediaman	-	-	-	-
113	Sewaan dan Pajakan	1,481,545	406,856	124,882	239,496
114	Penyelidikan dan Pembangunan Saintifik	-	-	-	-
115	Profesional	2,336,937	4,224,492	1,140,395	1,733,955
116	Perkhidmatan Perniagaan	192,091	96,981	125,391	11,264
117	Pentadbiran Awam	48	331,752	24,231	199,305
118	Pendidikan	119	1,215,110	60,277	908,722
119	Kesihatan	-	-	9,050,514	-
120	Ketenteraman dan Keselamatan Awam	-	-	-	-
121	Pentadbiran Awam Lain	-	-	-	-
122	Institusi bukan Keuntungan yang Berkhidmat kepada Isi Rumah	-	-	-	-
123	Kesenian, Hiburan dan Rekreasi	335,848	110,532	1,257,130	47,692
124	Perkhidmatan Swasta Lain	222,379	84,585	83,019	92,437
	JUMLAH INPUT PERANTARAAN	**22,666,727**	**16,336,256**	**22,864,589**	**7,712,536**
	Pembelian Langsung oleh Residen di Luar Negeri	-	-	-	-
	Pembelian Dalam Negeri oleh Bukan Residen	-	-	-	-
	JUMLAH INPUT	**22,666,727**	**16,336,256**	**22,864,589**	**7,712,536**
	Nilai Ditambah Kasar	**34,322,654**	**59,742,566**	**28,914,149**	**18,015,959**
	Pampasan Pekerja	30,115,333	49,266,523	22,665,396	15,807,536
	Cukai Bersih Lain ke atas Pengeluaran	-	242,366	163,687	-
	Lebihan Kendalian, Kasar	4,207,321	10,233,677	6,085,067	2,208,423
	Penggunaan Modal Tetap	4,207,321	6,788,234	4,457,795	2,208,423
	Lebihan Kendalian, Bersih	-	3,445,443	1,627,272	-
	JUMLAH OUTPUT	**56,989,381**	**76,078,822**	**51,778,738**	**25,728,495**

Jadual 5: Jadual Penggunaan pada Harga Pembeli, Komoditi mengikut Aktiviti (RM'000), 2019

Table 5: Use Tables at Purchasers' Prices, Commodity by Activity (RM'000), 2019

Pentadbiran Awam Lain *Other Public Administration*	Institusi bukan Keuntungan yang Berkhidmat kepada Isi rumah *Non-Profit Institutions Serving Households*	Kesenian, Hiburan dan Rekreasi *Arts, Entertainment and Recreation*	Perkhidmatan Swasta Lain *Other Private Services*	Jumlah Penggunaan Perantaraan *Total Intermediate Use*	*Activity* / *Commodity*	
121	**122**	**123**	**124**			
42	-	-	-	11,180,686	***Computers, Peripheral, Office Equipment and Machinery***	***69***
-	-	-	-	940,886	***Electric Motors, Generators and Transformers***	***70***
2,643	-	-	-	13,064,648	***Electricity Distribution & Control Apparatus, Batteries and Accumulators***	***71***
-	-	-	-	11,676,967	***Fibre Optic Cables, Electronic and Other Electric***	***72***
10,227	-	1,672	-	3,943,374	***Wiring Devices, Electric Lighting Equipment and Other Electrical***	***73***
3,026	-	-	-	208,774,803	***Electronic Components and Boards***	***74***
20,068	-	-	-	50,576,407	***Communication Equipment and Consumer Electronics***	***75***
9	-	-	-	707,091	***Irradiation Equipment, Electro Medical and Electrotherapeutic***	***76***
26,481	-	-	-	5,108,860	***Measuring Equipment, Testing, Navigating and Control***	***77***
82	-	-	-	5,228,669	***Optical Instruments, Photographic Equipment, Magnetic and Optical Media***	***78***
-	-	-	-	569,882	***Watches and Clocks***	***79***
180,540	5,425	581,413	277,502	59,873,872	***Motor Vehicles, Trailers and Semi Trailers***	***80***
-	-	-	-	-	***Motorcycles***	***81***
-	-	-	-	5,405,165	***Ships, Boats, Bicycles and Invalid Carriages***	***82***
-	-	-	-	2,970,666	***Other Transport Equipment***	***83***
119,861	9,068	1,065,525	17,401	8,662,129	***Other Manufacturing***	***84***
2,303	-	153,096	8,195	24,818,992	***Repair & Installation of Machinery and Equipment***	***85***
562,677	119,319	1,105,933	126,153	70,439,644	***Electricity and Gas***	***86***
8,590	31,427	268,501	15,141	7,501,413	***Water***	***87***
40,998	3,144	67,185	4,626	9,518,430	***Sewerage, Waste Management and Remediation Activities***	***88***
-	-	-	-	-	***Residential Buildings***	***89***
-	-	-	-	-	***Non-Residential Buildings***	***90***
44,776	-	-	-	4,759,426	***Civil Engineering***	***91***
-	-	241,963	-	39,503,333	***Specialised Construction Activities***	***92***
19,499	815	10,608	41,670	3,689,568	***Wholesale & Retail Trade, Repair of Motor Vehicles and Motorcycles***	***93***
2,961	-	60,433	-	6,117,092	***Accommodation***	***94***
94,117	14,947	832,262	14,737	16,952,030	***Food and Beverage***	***95***
23,748	-	-	-	3,333,279	***Land Transport***	***96***
6,856	-	-	-	712,528	***Water Transport***	***97***
19,825	-	-	-	10,970,003	***Air Transport***	***98***
3,251	-	-	-	2,461,434	***Warehousing and Support Activities for Transportation***	***99***
22	-	-	-	6,992,994	***Services Incidental to Water and Air Transportation***	***100***
-	-	-	-	4,349,590	***Highway Operation Services, Bridge and Tunnel***	***101***
2,938	1,237	7,800	3,330	2,331,339	***Postal and Courier Activities***	***102***
1,394	-	-	-	2,825,704	***Publishing Activities***	***103***
36,030	20,847	1,879,165	2,622,969	45,526,890	***Telecommunications***	***104***
61,393	-	-	-	4,749,055	***Motion Picture, Programming and Broadcasting Activities***	***105***
30,727	121	-	640	20,858,581	***Computer and Information Services***	***106***
25,691	48,417	1,013,836	323,666	44,516,341	***Monetary Intermediation***	***107***
4,686	1,050	25,164	57,047	11,677,422	***Other Financial Service***	***108***
98	4,219	70,848	13,738	13,571,813	***Insurance/ Takaful and Pension Funding***	***109***
56	266	5,015	898	3,999,797	***Activities Auxiliary to Financial Service and Insurance/ Takaful***	***110***
46,110	4,116	77,964	15,960	11,748,354	***Real Estate***	***111***
-	-	-	-	-	***Ownership of Dwellings***	***112***
97,682	-	157,128	-	14,037,449	***Rental and Leasing***	***113***
-	-	-	-	-	***Scientific Research and Development***	***114***
47,571	70,898	4,810,579	121,846	127,980,265	***Professional***	***115***
173,885	45,505	610,243	196,758	17,830,118	***Business Services***	***116***
104	-	-	-	555,441	***Public Administration***	***117***
258	-	-	-	2,184,486	***Education***	***118***
-	-	-	-	9,050,514	***Health***	***119***
-	-	-	-	-	***Public Order and Safety***	***120***
-	-	-	-	-	***Other Public Administration***	***121***
-	-	-	-	-	***Non-Profit Institutions Serving Households***	***122***
167,131	-	377,787	-	2,490,982	***Arts, Entertainment and Recreation***	***123***
2,476	2,744	77,622	676,784	3,991,642	***Other Private Services***	***124***
1,996,737	**716,897**	**14,804,153**	**4,750,423**	**1,996,421,218**	***TOTAL INTERMEDIATE INPUT***	
-	-	-	-	-	***Direct Purchases Abroad by Residents***	
-	-	-	-	-	***Domestic Purchases by Non-Residents***	
1,996,737	**716,897**	**14,804,153**	**4,750,423**	**1,996,421,218**	***TOTAL INPUT***	
4,298,909	**398,577**	**10,922,783**	**6,446,011**	**1,467,793,642**	***Gross Value Added***	
3,771,942	354,176	2,833,880	3,882,107	542,657,944	***Compensation of Employees***	
-	3,539	81,177	35,408	10,658,509	***Other Net Taxes on Production***	
526,967	40,862	8,007,726	2,528,497	914,477,189	***Operating Surplus, Gross***	
526,967	18,111	417,710	181,789	219,116,493	***Consumption of Fixed Capital***	
-	22,750	7,590,016	2,346,708	695,360,696	***Operating Surplus, Net***	
6,295,645	**1,115,474**	**25,726,935**	**11,196,434**	**3,464,214,860**	***TOTAL OUTPUT***	

Jadual 5: Jadual Penggunaan pada Harga Pembeli, Komoditi mengikut Aktiviti (RM'000), 2019

Table 5: Use Tables at Purchasers' Prices, Commodity by Activity (RM'000), 2019

	Komoditi / Aktiviti	Perbelanjaan Swasta *Private Consumption*	Perbelanjaan Kerajaan *Government Consumption*	Pembentukan Modal Tetap Kasar *Gross Fixed Capital Formation*	Perubahan Inventori *Changes in Inventories*
1	Padi	-	-	-	(1,677)
2	Tanaman Makanan	3,974,316	-	259,973	(92,704)
3	Sayur-sayuran	17,537,884	-	-	(338,517)
4	Buah-buahan	8,565,569	-	56,033	(120,296)
5	Getah	-	-	808,772	(16,691)
6	Kelapa Sawit	-	-	4,106,051	(379,452)
7	Tanaman Bunga	7,795,252	-	-	(74,754)
8	Pertanian Lain	1,906,302	-	-	177,655
9	Ternakan Ayam dan Itik	24,542,518	-	1,531,517	(470,662)
10	Ternakan Lain	1,043,440	-	246,706	(1,662,394)
11	Perhutanan dan Pembalakan	146,419	-	-	(747,151)
12	Perikanan dan Akuakultur	13,777,994	-	16,897	(205,329)
13	Minyak Mentah dan Gas Asli	-	-	4,239,672	(3,106,796)
14	Perlombongan Bijih Besi	-	-	9,795	447,604
15	Pengkuarian Batu, Pasir dan Tanah Liat	-	-	1,369	(58,777)
16	Perlombongan dan Pengkuarian Lain	-	-	-	104,220
17	Pemprosesan dan Pengawetan Daging	11,046,725	-	-	(57,057)
18	Pemprosesan dan Pengawetan Makanan Laut	6,950,097	-	-	(225,559)
19	Pemprosesan dan Pengawetan Buah-buahan & Sayur-sayuran	2,950,640	-	-	(19,957)
20	Produk Tenusu	13,655,869	-	-	(179,082)
21	Minyak & Lemak Sayuran dan Haiwan	53,422,818	-	-	(220,514)
22	Produk Bijian, Kanji dan Produk Berkanji	10,048,530	-	-	(648,318)
23	Produk Bakeri	11,149,081	-	-	(705,690)
24	Manisan	7,509,224	-	-	118,453
25	Prosesan Makanan Lain	16,539,443	-	-	(5,405,522)
26	Makanan Haiwan Tersedia	1,674,118	-	-	(515,947)
27	Spirit, Wain dan Minuman Keras	5,891,259	-	-	(502,181)
28	Minuman Ringan, Air Mineral dan Minuman Lain yang Dibotolkan	7,083,802	-	-	(178,054)
29	Produk Tembakau	10,602,148	-	-	(356,631)
30	Penyediaan, Pemintalan dan Penenunan Tekstil	5,303,712	-	-	(1,409,447)
31	Penyiapan Akhir Tekstil	780,400	-	-	(54,681)
32	Tekstil Lain	4,542,522	-	1,609	(22,094)
33	Pakaian	19,180,329	-	-	(139,300)
34	Produk Kulit	5,035,635	-	-	(104,210)
35	Kasut	3,053,032	-	-	(235,620)
36	Pengilangan dan Pengetaman Kayu	-	-	-	(129,386)
37	Kepingan Venier dan Panel berasaskan Kayu	-	-	-	148,274
38	Pertukangan Kayu dan Tanggam untuk Jurubina	184,772	-	-	(325,820)
39	Bekas Kayu dan Produk Kayu Lain	1,588,444	-	-	10,387
40	Kertas dan Produk Kertas	17,294,540	-	-	(1,118,372)
41	Perabot	9,849,562	-	652,149	(222,411)
42	Penerbitan Semula Media Rakaman	65,454	-	-	71
43	Percetakan	3,880,057	-	-	(17,691)
44	Kok dan Produk Petroleum Bertapis	62,659,372	-	-	(2,064,507)
45	Kimia Asas	-	-	-	270,335
46	Baja dan Sebatian Nitrogen	492,419	-	-	(76,001)
47	Cat dan Varnis	927,309	-	-	(362,130)
48	Produk Farmaseutikal, Kimia Perubatan dan Botani	13,877,234	-	-	(7,160,752)
49	Sabun & Bahan Pencuci, Pencuci dan Pengilat, Pewangi dan Dandanan Diri	5,598,241	-	-	13,779
50	Produk Kimia Lain	1,831,099	-	-	307,379
51	Tayar dan Tiub Getah	-	-	-	34,918
52	Prosesan Getah	-	-	-	2,061
53	Sarung Tangan Getah	10,202,988	-	-	8,565
54	Produk Getah Lain	2,639,352	-	-	(49,175)
55	Produk Plastik	22,061,427	-	-	(4,706,481)
56	Kaca dan Produk Kaca	947,708	-	-	(444,438)
57	Produk Refraktori, Tanah Liat, Porselin dan Seramik	1,994,614	-	-	9,878
58	Simen, Kapur dan Plaster	-	-	-	(17,251)
59	Produk Mineral bukan Logam	87,186	-	-	(23,409)
60	Besi dan Keluli Asas	-	-	-	(983,321)
61	Logam Asas Berharga dan Logam bukan Ferus Lain	-	-	-	1,607,370
62	Pengacuan Logam	-	-	-	164,645
63	Produk Struktur Logam, Tangki, Takungan dan Penjana Wap	2,096,449	-	2,892,561	1,272,938
64	Produk Logam Lain yang Direka	1,976,762	-	2,757,792	(1,489,615)
65	Enjin & Turbin, Alatan Kuasa Bendalir, Pam, Pemampat, Kepala Paip dan Injap Lain	1,346,244	-	5,378,811	(180,031)
66	Jentera Kegunaan Umum Lain	3,289,875	-	10,979,285	(402,803)
67	Senjata, Peluru dan Mesin bertujuan Khas	1,697,729	-	13,105,000	3,711,165
68	Perkakasan Domestik	3,056,734	-	892,402	(3,520,930)

Jadual 5: Jadual Penggunaan pada Harga Pembeli, Komoditi mengikut Aktiviti (RM'000), 2019

Table 5: Use Tables at Purchasers' Prices, Commodity by Activity (RM'000), 2019

Jumlah Penggunaan Domestik *Total Domestic Use*	Eksport *Exports*	Jumlah Penggunaan Akhir *Total Final Use*	Jumlah Penggunaan *Total Use*	*Activity* / *Commodity*	
(1,677)	-	(1,677)	2,405,540	***Paddy***	***1***
4,141,585	1,441,385	5,582,970	9,442,662	***Food Crops***	***2***
17,199,367	705,472	17,904,839	19,294,946	***Vegetables***	***3***
8,501,306	341,344	8,842,650	10,083,076	***Fruits***	***4***
792,081	3,772,046	4,564,127	11,037,239	***Rubber***	***5***
3,726,599	723,981	4,450,581	53,567,979	***Oil Palm***	***6***
7,720,498	473,223	8,193,721	8,720,966	***Flower Plants***	***7***
2,083,956	489,971	2,573,927	13,772,925	***Other Agriculture***	***8***
25,603,373	785,355	26,388,728	31,515,165	***Poultry Farming***	***9***
(372,248)	139,644	(232,603)	5,514,493	***Other Livestock***	***10***
(600,733)	1,843,717	1,242,984	9,871,468	***Forestry and Logging***	***11***
13,589,561	1,328,062	14,917,623	21,964,390	***Fishing and Aquaculture***	***12***
1,132,876	87,400,776	88,533,652	230,718,224	***Crude Oil and Natural Gas***	***13***
457,399	4,184,385	4,641,784	13,061,593	***Mining of Metal Ores***	***14***
(57,408)	926,850	869,441	13,437,120	***Quarrying of Stone, Sand and Clay***	***15***
104,220	373,686	477,907	14,291,780	***Other Mining and Quarrying***	***16***
10,989,668	183,116	11,172,785	13,378,487	***Processing and Preserving of Meat***	***17***
6,724,539	2,613,905	9,338,444	12,542,241	***Processing and Preserving of Seafood***	***18***
2,930,683	1,373,476	4,304,159	6,440,580	***Processing and Preserving of Fruits & Vegetables***	***19***
13,476,787	1,463,626	14,940,413	17,718,711	***Dairy Products***	***20***
53,202,304	48,515,794	101,718,098	166,392,166	***Vegetable & Animal Oils and Fats***	***21***
9,400,212	1,150,886	10,551,098	15,811,009	***Grain Mill Products, Starches and Starch Products***	***22***
10,443,392	2,895,321	13,338,712	13,641,812	***Bakery Products***	***23***
7,627,677	6,124,019	13,751,696	22,893,009	***Confectionery***	***24***
11,133,921	9,806,604	20,940,525	25,181,914	***Other Food Processing***	***25***
1,158,171	681,784	1,839,956	15,123,161	***Prepared Animal Feeds***	***26***
5,389,078	412,034	5,801,112	9,044,593	***Spirits, Wines and Liquors***	***27***
6,905,748	1,295,511	8,201,259	11,281,021	***Soft Drinks, Mineral Waters and Other Bottled Waters***	***28***
10,245,518	593,764	10,839,282	12,155,770	***Tobacco Products***	***29***
3,894,266	2,560,311	6,454,576	9,467,496	***Preparation, Spinning and Weaving of Textiles***	***30***
725,718	1,618	727,337	1,883,130	***Finishing of Textiles***	***31***
4,522,038	3,086,409	7,608,447	9,906,177	***Other Textiles***	***32***
19,041,029	1,163,691	20,204,720	24,195,368	***Wearing Apparel***	***33***
4,931,425	1,600,632	6,532,057	7,052,286	***Leather Products***	***34***
2,817,412	707,273	3,524,685	4,466,250	***Footwear***	***35***
(129,386)	7,682,359	7,552,973	15,991,029	***Sawmilling and Planning of Wood***	***36***
148,274	5,012,758	5,161,032	20,518,145	***Veneer Sheets and Wood-based Panels***	***37***
(141,048)	1,050,899	909,851	2,831,065	***Builders' Carpentry and Joinery***	***38***
1,598,831	559,429	2,158,260	3,488,563	***Wooden Containers and Other Wood Products***	***39***
16,176,168	6,534,135	22,710,303	38,079,437	***Paper and Paper Products***	***40***
10,279,301	11,723,363	22,002,665	24,162,888	***Furniture***	***41***
65,525	-	65,525	80,369	***Reproduction of Recorded Media***	***42***
3,862,366	748,559	4,610,925	15,000,605	***Printing***	***43***
60,594,864	7,258,976	67,853,841	238,598,499	***Coke and Refined Petroleum Products***	***44***
270,335	33,605,251	33,875,586	101,757,226	***Basic Chemicals***	***45***
416,418	3,988,480	4,404,898	12,334,621	***Fertilizers and Nitrogen Compounds***	***46***
565,179	2,278,233	2,843,412	11,092,034	***Paints and Varnishes***	***47***
6,716,483	1,873,427	8,589,910	14,945,192	***Pharmaceuticals, Medicinal Chemical and Botanical Products***	***48***
5,612,020	6,494,562	12,106,582	15,495,058	***Soaps & Detergents, Cleaning & Polishing, Perfumes and Toilet Preparations***	***49***
2,138,478	34,754,371	36,892,849	89,746,437	***Other Chemicals Products***	***50***
34,918	1,574,027	1,608,945	7,941,047	***Rubber Tyres and Tubes***	***51***
2,061	11,457,749	11,459,810	19,706,103	***Rubber Processing***	***52***
10,211,553	10,049,983	20,261,536	20,925,807	***Rubber Gloves***	***53***
2,590,177	1,303,882	3,894,058	7,990,758	***Other Rubber Products***	***54***
17,354,946	12,206,903	29,561,849	57,237,765	***Plastic Products***	***55***
503,270	6,661,579	7,164,849	13,211,507	***Glass and Glass Products***	***56***
2,004,492	1,238,735	3,243,227	8,066,546	***Refractory, Clay, Porcelain and Ceramic Products***	***57***
(17,251)	817,127	799,876	15,588,567	***Cement, Lime and Plaster***	***58***
63,777	8,047,843	8,111,620	33,454,238	***Non-Metallic Mineral Products***	***59***
(983,321)	20,474,522	19,491,202	62,354,019	***Basic Iron and Steel***	***60***
1,607,370	15,261,021	16,868,391	50,567,592	***Basic Precious and Other Non-Ferrous Metals***	***61***
164,645	619,748	784,393	4,857,540	***Casting of Metals***	***62***
6,261,947	4,744,413	11,006,360	28,848,688	***Structural Metal Products, Tanks, Reservoirs and Steam Generators***	***63***
3,244,939	11,240,610	14,485,548	65,816,590	***Other Fabricated Metal Products***	***64***
6,545,024	2,488,806	9,033,830	16,222,321	***Engines & Turbines, Fluid Power Equipment, Other Pumps, Compressors, Taps and Valves***	***65***
13,866,357	14,558,535	28,424,892	38,596,788	***Other General Purpose Machinery***	***66***
18,513,894	16,597,571	35,111,465	44,408,317	***Weapons, Ammunition and Special Purpose Machinery***	***67***
428,206	11,706,454	12,134,660	14,426,190	***Domestic Appliances***	***68***

Jadual 5: Jadual Penggunaan pada Harga Pembeli, Komoditi mengikut Aktiviti (RM'000), 2019

Table 5: Use Tables at Purchasers' Prices, Commodity by Activity (RM'000), 2019

	Komoditi / Aktiviti	Perbelanjaan Swasta *Private Consumption*	Perbelanjaan Kerajaan *Government Consumption*	Pembentukan Modal Tetap Kasar *Gross Fixed Capital Formation*	Perubahan Inventori *Changes in Inventories*
69	Komputer, Peranti, Mesin dan Kelengkapan Pejabat	2,174,579	-	13,054,763	(5,084,902)
70	Motor Elektrik, Penjana dan Transformer	-	-	10,364,098	(60,644)
71	Perkakasan Pengagihan & Pengawalan Elektrik, Bateri dan Akumulator	1,486,453	-	1,337,413	(1,235,337)
72	Kabel Gentian Optikal, Elektronik dan Elektrik Lain	4,096,327	-	46,031	21,262
73	Alatan Pendawaian, Kelengkapan Pencahayaan Elektrik dan Elektrik Lain	1,298,434	-	54,985	(68,643)
74	Komponen dan Papan Elektronik	-	-	-	1,211,948
75	Peralatan Komunikasi dan Elektronik Pengguna	11,602,197	-	17,217,789	439,705
76	Peralatan Penyinaran, Perubatan Elektro dan Elektroterapeutik	297,964	-	1,994,821	9,481
77	Kelengkapan Mengukur, Menguji, Memandu Arah dan Kawalan	-	-	7,086,393	(36,833)
78	Instrumen Optikal, Alatan Fotografi, Media Magnetik dan Optikal	428,065	-	848,416	(6,590)
79	Jam Tangan dan Jam	2,860,821	-	27,164	(543,216)
80	Kenderaan Bermotor, Treler dan Semi Treler	24,469,091	-	22,042,160	387,044
81	Motosikal	3,436,169	-	1,317,007	(7,111)
82	Kapal, Bot, Basikal dan 'Invalid Carriages'	1,469,806	-	11,216,454	(353,233)
83	Kelengkapan Pengangkutan Lain	-	-	3,847,211	(5,146)
84	Pembuatan Lain	9,742,590	-	2,267,078	(6,725,644)
85	Pembaikan & Pemasangan Mesin dan Kelengkapan	18,030	-	-	3,687
86	Elektrik dan Gas	8,920,986	-	-	25,264
87	Air	4,137,485	-	-	(962)
88	Pembetungan, Pengurusan Sisa dan Aktiviti Pemulihan	387,281	492,972	-	(4,589)
89	Bangunan Kediaman	-	-	47,661,961	537,230
90	Bangunan Bukan Kediaman	-	-	38,119,693	14,221,460
91	Kejuruteraan Awam	-	-	85,728,834	773,699
92	Aktiviti Pembinaan Pertukangan Khas	-	-	4,730,474	1,072,867
93	Perdagangan Borong & Runcit, Pembaikan Kenderaan Bermotor dan Motosikal	4,034,412	-	-	-
94	Penginapan	8,122,649	-	-	-
95	Makanan dan Minuman	93,602,408	-	-	-
96	Pengangkutan Darat	3,446,425	-	-	-
97	Pengangkutan Air	1,475,756	-	-	-
98	Pengangkutan Udara	1,335,760	-	-	-
99	Penggudangan dan Aktiviti Sokongan untuk Pengangkutan	7,873,402	-	-	-
100	Perkhidmatan berkaitan Pengangkutan Air dan Udara	-	-	-	-
101	Perkhidmatan Operasi Lebuhraya, Jambatan dan Terowong	6,911,270	-	-	-
102	Perkhidmatan Pos dan Kurier	2,664,908	-	-	-
103	Aktiviti Penerbitan	2,134,721	-	10,687	-
104	Telekomunikasi	62,326,397	-	-	-
105	Aktiviti Wayang Gambar, Pemprograman dan Penyiaran	6,360,752	-	734,307	-
106	Perkhidmatan Komputer dan Maklumat	582	-	24,349,332	-
107	Perantaraan Kewangan	18,220,080	-	-	-
108	Perkhidmatan Kewangan Lain	1,123,064	-	-	-
109	Insurans/ Takaful dan Tabungan Pencen	26,435,956	-	-	-
110	Aktiviti Sokongan Perkhidmatan Kewangan dan Insurans/ Takaful	6,334,321	-	-	-
111	Hartanah	34,225,351	-	-	-
112	Pemilikan Kediaman	39,288,785	-	-	-
113	Sewaan dan Pajakan	3,726,070	-	-	-
114	Penyelidikan dan Pembangunan Saintifik	3,490	6,047,646	3,613,638	-
115	Profesional	1,151,360	-	171,644	-
116	Perkhidmatan Perniagaan	15,194,996	159,176	-	-
117	Pentadbiran Awam	-	54,951,501	1,194,683	-
118	Pendidikan	18,703,276	54,706,127	-	-
119	Kesihatan	13,803,185	28,862,072	-	-
120	Ketenteraman dan Keselamatan Awam	-	25,728,495	-	-
121	Pentadbiran Awam Lain	-	3,836,852	-	-
122	Institusi bukan Keuntungan yang Berkhidmat kepada Isi Rumah	1,051,264	-	-	-
123	Kesenian, Hiburan dan Rekreasi	22,838,369	1,496,006	-	-
124	Perkhidmatan Swasta Lain	10,452,779	-	-	-
	JUMLAH INPUT PERANTARAAN	**935,022,716**	**176,280,846**	**346,973,429**	**(28,569,091)**
	Pembelian Langsung oleh Residen di Luar Negeri	51,309,042	-	-	-
	Pembelian Dalam Negeri oleh Bukan Residen	(82,142,529)	-	-	-
	JUMLAH INPUT	**904,189,229**	**176,280,846**	**346,973,429**	**(28,569,091)**

Jadual 5: Jadual Penggunaan pada Harga Pembeli, Komoditi mengikut Aktiviti (RM'000), 2019

Table 5: Use Tables at Purchasers' Prices, Commodity by Activity (RM'000), 2019

Jumlah Penggunaan Domestik *Total Domestic Use*	Eksport *Exports*	Jumlah Penggunaan Akhir *Total Final Use*	Jumlah Penggunaan *Total Use*	Activity / Commodity	
10,144,441	61,064,328	71,208,769	82,389,455	***Computers, Peripheral, Office Equipment and Machinery***	***69***
10,303,454	4,760,823	15,064,277	16,005,163	***Electric Motors, Generators and Transformers***	***70***
1,588,529	14,778,922	16,367,450	29,432,098	***Electricity Distribution & Control Apparatus, Batteries and Accumulators***	***71***
4,163,619	4,551,531	8,715,150	20,392,117	***Fibre Optic Cables, Electronic and Other Electric***	***72***
1,284,776	5,117,099	6,401,875	10,345,249	***Wiring Devices, Electric Lighting Equipment and Other Electrical***	***73***
1,211,948	170,164,813	171,376,761	380,151,564	***Electronic Components and Boards***	***74***
29,259,691	41,311,894	70,571,585	121,147,992	***Communication Equipment and Consumer Electronics***	***75***
2,302,266	5,627,584	7,929,850	8,636,940	***Irradiation Equipment, Electro Medical and Electrotherapeutic***	***76***
7,049,560	11,915,251	18,964,811	24,073,671	***Measuring Equipment, Testing, Navigating and Control***	***77***
1,269,892	6,324,894	7,594,786	12,823,454	***Optical Instruments, Photographic Equipment, Magnetic and Optical Media***	***78***
2,344,769	1,085,095	3,429,864	3,999,747	***Watches and Clocks***	***79***
46,898,295	7,296,674	54,194,968	114,068,841	***Motor Vehicles, Trailers and Semi Trailers***	***80***
4,746,064	401,741	5,147,806	5,147,806	***Motorcycles***	***81***
12,333,027	2,797,283	15,130,310	20,535,475	***Ships, Boats, Bicycles and Invalid Carriages***	***82***
3,842,065	8,199,739	12,041,804	15,012,470	***Other Transport Equipment***	***83***
5,284,024	15,859,203	21,143,228	29,805,357	***Other Manufacturing***	***84***
21,717	2,335,167	2,356,884	27,175,875	***Repair & Installation of Machinery and Equipment***	***85***
8,946,250	538,010	9,484,260	79,923,904	***Electricity and Gas***	***86***
4,136,524	2,453	4,138,977	11,640,390	***Water***	***87***
875,664	-	875,664	10,394,094	***Sewerage, Waste Management and Remediation Activities***	***88***
48,199,191	-	48,199,191	48,199,191	***Residential Buildings***	***89***
52,341,153	2,655,437	54,996,590	54,996,590	***Non-Residential Buildings***	***90***
86,502,532	-	86,502,532	91,261,958	***Civil Engineering***	***91***
5,803,341	-	5,803,341	45,306,674	***Specialised Construction Activities***	***92***
4,034,412	-	4,034,412	7,723,980	***Wholesale & Retail Trade, Repair of Motor Vehicles and Motorcycles***	***93***
8,122,649	-	8,122,649	14,239,742	***Accommodation***	***94***
93,602,408	-	93,602,408	110,554,438	***Food and Beverage***	***95***
3,446,425	54,927	3,501,352	6,834,630	***Land Transport***	***96***
1,475,756	2,202,406	3,678,162	4,390,689	***Water Transport***	***97***
1,335,760	10,899,580	12,235,340	23,205,343	***Air Transport***	***98***
7,873,402	1,113,480	8,986,882	11,448,316	***Warehousing and Support Activities for Transportation***	***99***
-	6,759,185	6,759,185	13,752,179	***Services Incidental to Water and Air Transportation***	***100***
6,911,270	-	6,911,270	11,260,860	***Highway Operation Services, Bridge and Tunnel***	***101***
2,664,908	677,700	3,342,608	5,673,947	***Postal and Courier Activities***	***102***
2,145,409	63,874	2,209,283	5,034,987	***Publishing Activities***	***103***
62,326,397	2,876,350	65,202,747	110,729,637	***Telecommunications***	***104***
7,095,059	-	7,095,059	11,844,114	***Motion Picture, Programming and Broadcasting Activities***	***105***
24,349,914	11,033,944	35,383,858	56,242,439	***Computer and Information Services***	***106***
18,220,080	2,615,610	20,835,690	65,352,031	***Monetary Intermediation***	***107***
1,123,064	-	1,123,064	12,800,485	***Other Financial Service***	***108***
26,435,956	1,517,372	27,953,328	41,525,141	***Insurance/ Takaful and Pension Funding***	***109***
6,334,321	-	6,334,321	10,334,118	***Activities Auxiliary to Financial Service and Insurance/ Takaful***	***110***
34,225,351	-	34,225,351	45,973,706	***Real Estate***	***111***
39,288,785	-	39,288,785	39,288,785	***Ownership of Dwellings***	***112***
3,726,070	1,967,739	5,693,809	19,731,259	***Rental and Leasing***	***113***
9,664,774	2,030,246	11,695,020	11,695,020	***Scientific Research and Development***	***114***
1,323,004	26,232,304	27,555,308	155,535,573	***Professional***	***115***
15,354,172	-	15,354,172	33,184,290	***Business Services***	***116***
56,146,183	355,820	56,502,003	57,057,444	***Public Administration***	***117***
73,409,403	-	73,409,403	75,593,889	***Education***	***118***
42,665,257	-	42,665,257	51,715,771	***Health***	***119***
25,728,495	-	25,728,495	25,728,495	***Public Order and Safety***	***120***
3,836,852	-	3,836,852	3,836,852	***Other Public Administration***	***121***
1,051,264	-	1,051,264	1,051,264	***Non-Profit Institutions Serving Households***	***122***
24,334,375	2,376,437	26,710,812	29,201,794	***Arts, Entertainment and Recreation***	***123***
10,452,779	-	10,452,779	14,444,420	***Other Private Services***	***124***
1,429,707,899	**905,338,895**	**2,335,046,793**	**4,331,468,011**	***TOTAL INTERMEDIATE INPUT***	
51,309,042	-	51,309,042	51,309,042	***Direct Purchases Abroad by Residents***	
(82,142,529)	82,142,529	-	-	***Domestic Purchases by Non-Residents***	
1,398,874,412	987,481,424	2,386,355,835	4,382,777,053	***TOTAL INPUT***	

Jadual 6: Ringkasan Jadual Penawaran dan Penggunaan Barangan Perkhidmatan pada Harga Pembeli (RM Juta), 2019

Table 6: Summary of Supply and use Tables of Goods Services at Purchasers' Prices (RM Million), 2019

	Komoditi	PENAWARAN/ *SUPPLY*						
		Output pada Harga Asas *Output at Basic Prices*	**Import** *Imports*	**Penilaian**/ *Valuation*				**Jumlah Penawaran pada Harga Pembeli** *Total Supply at Purchasers' Prices*
				Cukai ke atas Produk *Taxes on Products*	**Subsidi ke atas Produk** *Subsidies on Products*	**Margin Perdagangan** *Trade Margins*	**Margin Pengangkutan** *Transport Margins*	
1	**Pertanian, Perikanan & Perhutanan**	135,003	27,175	1,572	702	30,186	3,956	**197,191**
2	**Perlombongan & Pengkuarian**	160,954	68,508	1,533	-	35,819	4,695	**271,509**
3	**Pembuatan**	1,407,406	642,582	34,743	7,385	314,938	41,776	**2,434,060**
4	**Utiliti**	81,599	14	341	-	17,686	2,318	**101,958**
5	**Pembinaan**	233,167	5,583	1,014	-	-	-	**239,764**
6	**Perdagangan Borong & Runcit**	406,354	-	-	-	(398,630)	-	**7,724**
7	**Penginapan dan Makanan & Minuman**	121,436	-	3,358	-	-	-	**124,794**
8	**Pengangkutan & Penyimpanan dan Maklumat & Komunikasi**	284,908	24,521	3,732	-	-	(52,744)	**260,417**
9	**Kewangan & Insurans**	120,365	7,613	2,033	-	-	-	**130,012**
10	**Hartanah & Pemilikan Tempat Kediaman**	85,019	-	243	-	-	-	**85,262**
11	**Perkhidmatan Perniagaan & Persendirian**	215,222	45,246	4,376	-	-	-	**264,844**
12	**Perkhidmatan Kerajaan**	212,780	1,067	85	-	-	-	**213,932**
	JUMLAH PENAWARAN / PENGGUNAAN	**3,464,215**	**822,309**	**53,030**	**8,086**	**-**	**-**	**4,331,468**
	Pembelian Langsung oleh Residen di Luar Negeri	-	51,309	-	-	-	-	**51,309**
	Pembelian Dalam Negeri oleh Bukan Residen	-	-	-	-	-	-	**-**
	JUMLAH	**3,464,215**	**873,618**	**53,030**	**8,086**	**-**	**-**	**4,382,777**

Jadual 6: Ringkasan Jadual Penawaran dan Penggunaan Barangan Perkhidmatan pada Harga Pembeli (RM Juta), 2019

Table 6: Summary of Supply and use Tables of Goods Services at Purchasers' Prices (RM Million), 2019

PENGGUNAAN/ *USE*								
Penggunaan Perantaraan *Intermediate Use*	**Penggunaan Swasta** *Private Consumption*	**Penggunaan Kerajaan** *Government Consumption*	**Pembentukan Modal Tetap Kasar** *Gross Fixed Capital Formation*	**Perubahan Inventori** *Changes in Inventories*	**Eksport** *Exports*	**Jumlah Penggunaan pada Harga Pembeli** *Total Use at Purchasers' Prices*	***Commodity***	
102,763	79,290	-	7,026	(3,932)	12,044	**197,191**	***Agriculture, Fishing & Forestry***	***1***
176,986	-	-	4,251	(2,614)	92,886	**271,509**	***Mining & Quarrying***	***2***
1,189,445	429,445	-	129,381	(38,648)	724,436	**2,434,060**	***Manufacturing***	***3***
87,459	13,446	493	-	20	540	**101,958**	***Utilities***	***4***
44,263	-	-	176,241	16,605	2,655	**239,764**	***Construction***	***5***
3,690	4,034	-	-	-	-	**7,724**	***Wholesale & Retail Trade***	***6***
23,069	101,725	-	-	-	-	**124,794**	***Accommodation and Food & Beverages***	***7***
105,111	94,530	-	25,094	-	35,681	**260,417**	***Transportation & Storage and Information & Communication***	***8***
73,765	52,113	-	-	-	4,133	**130,012**	***Finance & Insurance***	***9***
11,748	73,514	-	-	-	-	**85,262**	***Real Estate & Ownership of Dwellings***	***10***
166,330	54,418	7,703	3,785	-	32,607	**264,844**	***Business & Private Services***	***11***
11,790	32,506	168,085	1,195	-	356	**213,932**	***Government Services***	***12***
1,996,421	**935,023**	**176,281**	**346,973**	**(28,569)**	**905,339**	**4,331,468**	***TOTAL SUPPLY / USE***	
-	51,309	-	-	-	-	**51,309**	***Direct Purchases Abroad by Residents***	
-	(82,143)	-	-	-	82,143	**-**	***Domestic Purchases by Non-Residents***	
1,996,421	**904,189**	**176,281**	**346,973**	**(28,569)**	**987,481**	**4,382,777**	***TOTAL***	

Jadual 7: Ringkasan Jadual Pengeluaran Domestik pada Harga Asas, Aktiviti mengikut Komoditi (RM Juta), 2019

Table 7: Summary of Domestic Production Tables at Basic Prices, Activity by Commodity (RM Million), 2019

	Komoditi / Industri	**Pertanian, Perikanan & Perhutanan** *Agriculture, Fishing & Forestry*	**Perlombongan & Pengkuarian** *Mining & Quarrying*	**Pembuatan** *Manufacturing*	**Utiliti** *Utilities*	**Pembinaan** *Construction*	**Perdagangan Borong & Runcit** *Wholesale & Retail Trade*
		1	**2**	**3**	**4**	**5**	**6**
1	**Pertanian, Perikanan & Perhutanan**	135,003	-	238	-	-	11,540
2	**Perlombongan & Pengkuarian**	-	160,743	3,708	1	184	281
3	**Pembuatan**	-	211	1,401,894	-	-	13,966
4	**Utiliti**	-	-	995	81,132	21	-
5	**Pembinaan**	-	-	-	-	232,962	-
6	**Perdagangan Borong & Runcit**	-	-	-	-	-	380,568
7	**Penginapan dan Makanan & Minuman**	-	-	-	-	-	-
8	**Pengangkutan & Penyimpanan dan Maklumat & Komunikasi**	-	-	498	-	-	-
9	**Kewangan & Insurans**	-	-	-	-	-	-
10	**Hartanah & Pemilikan Tempat Kediaman**	-	-	-	-	-	-
11	**Perkhidmatan Perniagaan & Persendirian**	-	-	-	-	-	-
12	**Perkhidmatan Kerajaan**	-	-	74	466	-	-
	JUMLAH OUTPUT KOMODITI	**135,003**	**160,954**	**1,407,406**	**81,599**	**233,167**	**406,354**
	Pembelian Langsung oleh Residen di Luar Negeri	-	-	-	-	-	-

Jadual 7: Ringkasan Jadual Pengeluaran Domestik pada Harga Asas, Aktiviti mengikut Komoditi (RM Juta), 2019

Table 7: Summary of Domestic Production Tables at Basic Prices, Activity by Commodity (RM Million), 2019

Penginapan dan Makanan & Minuman *Accommodation and Food & Beverages*	**Pengangkutan & Penyimpanan dan Maklumat & Komunikasi** *Transportation & Storage and Information & Communication*	**Kewangan & Insurans** *Finance & Insurance*	**Hartanah & Pemilikan Tempat Kediaman** *Real Estate & Ownership of Dwellings*	**Perkhidmatan Perniagaan & Persendirian** *Business & Private Services*	**Perkhidmatan Kerajaan** *Government Services*	**Jumlah Output Industri Total Industry Output**	***Commodity / Industry***	
7	**8**	**9**	**10**	**11**	**12**			
-	-	-	130	2,724	-	**149,635**	***Agriculture, Fishing & Forestry***	***1***
-	-	-	14	2,026	-	**166,957**	***Mining & Quarrying***	***2***
-	-	-	1,164	4,537	-	**1,421,772**	***Manufacturing***	***3***
-	-	-	86	593	-	**82,826**	***Utilities***	***4***
-	-	-	168	928	-	**234,059**	***Construction***	***5***
-	-	-	7,079	28,093	-	**415,740**	***Wholesale & Retail Trade***	***6***
121,314	77	-	411	1,680	-	**123,481**	***Accommodation and Food & Beverages***	***7***
-	284,703	-	903	18,729	-	**304,833**	***Transportation & Storage and Information & Communication***	***8***
-	-	120,365	840	21,313	-	**142,519**	***Finance & Insurance***	***9***
-	-	-	73,801	3,374	-	**77,175**	***Real Estate & Ownership of Dwellings***	***10***
123	6	-	215	128,003	-	**128,347**	***Business & Private Services***	***11***
-	122	-	207	3,222	212,780	**216,871**	***Government Services***	***12***
121,436	**284,908**	**120,365**	**85,019**	**215,222**	**212,780**	**3,464,215**	***TOTAL OUTPUT COMMODITY***	
-	-	-	-	-	-	**-**	***Direct Purchase Abroad by Resident***	

Jadual 8: Ringkasan Jadual Penggunaan Domestik pada Harga Asas, Komoditi mengikut Aktiviti (RM Juta), 2019

Table 8: Summary of Domestic Use Tables at Basic Prices, Commodity by Activity (RM Million), 2019

	Komoditi \ Aktiviti	**Pertanian, Perikanan & Perhutanan** *Agriculture, Fishing & Forestry*	**Perlombongan & Pengkuarian** *Mining & Quarrying*	**Pembuatan** *Manufacturing*	**Utiliti** *Utilities*	**Pembinaan** *Construction*	**Perdagangan Borong & Runcit** *Wholesale & Retail Trade*	**Penginapan dan Makanan & Minuman** *Accommodation and Food & Beverages*	**Pengangkutan & Penyimpanan dan Maklumat & Komunikasi** *Transportation & Storage and Information & Communication*	**Kewangan & Insurans** *Finance & Insurance*	**Hartanah & Pemilikan Tempat Kediaman** *Real Estate & Ownership of Dwellings*	**Perkhidmatan Perniagaan & Persendirian** *Business & Private Services*
		1	**2**	**3**	**4**	**5**	**6**	**7**	**8**	**9**	**10**	**11**
1	**Pertanian, Perikanan & Perhutanan**	2,051	-	58,785	-	-	3,420	5,575	-	-	-	-
2	**Perlombongan & Pengkuarian**	39	11,352	78,601	515	7,862	10	-	-	-	-	-
3	**Pembuatan**	17,064	6,791	410,415	9,458	76,577	53,860	27,189	40,471	1,039	4,719	8,072
4	**Utiliti**	741	377	33,963	6,017	898	11,372	3,751	2,507	508	542	2,333
5	**Pembinaan**	153	1,389	824	6,177	9,785	10,520	273	4,151	1,270	4,326	1,928
6	**Perdagangan Borong & Runcit**	4,597	4,350	137,572	3,693	18,815	16,328	8,592	9,718	454	1,201	2,543
7	**Penginapan dan Makanan & Minuman**	535	325	2,155	18	105	-	6,100	5,206	378	427	3,350
8	**Pengangkutan & Penyimpanan dan Maklumat & Komunikasi**	835	1,468	23,731	853	7,712	7,596	2,628	54,199	3,313	745	7,035
9	**Kewangan & Insurans**	2,700	714	17,083	842	6,859	15,512	729	3,289	10,033	3,398	3,705
10	**Hartanah & Pemilikan Tempat Kediaman**	201	140	2,318	22	508	3,492	966	1,033	351	588	1,053
11	**Perkhidmatan Perniagaan & Persendirian**	1,542	1,192	28,178	1,642	5,202	9,706	3,604	17,451	21,861	2,600	21,838
12	**Perkhidmatan Kerajaan**	-	-	-	-	-	-	-	-	-	-	-
	JUMLAH INPUT PERANTARAAN	**30,459**	**28,096**	**793,625**	**29,236**	**134,322**	**131,817**	**59,406**	**138,025**	**39,206**	**18,547**	**51,859**
	Pembelian Langsung oleh Residen di Luar Negeri	-	-	-	-	-	-	-	-	-	-	-
	Pembelian Dalam Negeri oleh Bukan Residen	-	-	-	-	-	-	-	-	-	-	-
	JUMLAH INPUT	**30,459**	**28,096**	**793,625**	**29,236**	**134,322**	**131,817**	**59,406**	**138,025**	**39,206**	**18,547**	**51,859**
	Komoditi Import	9,681	8,059	306,956	12,622	29,540	31,607	9,438	26,863	8,557	1,839	9,623
	Cukai ke atas Produk	446	358	10,935	203	1,447	2,552	1,300	2,233	817	194	1,079
	Subsidi ke atas Produk	399	100	2,940	350	566	410	197	874	8	149	110
	Nilai Ditambah Kasar	109,449	130,545	313,196	41,114	69,316	250,173	53,533	138,586	93,946	56,744	65,896
	Pampasan Pekerja	21,101	11,612	119,852	6,483	51,130	76,916	23,166	43,188	32,422	4,956	30,206
	Cukai Bersih Lain ke atas Pengeluaran	481	534	4,584	263	744	1,324	392	961	444	119	406
	Lebihan Kendalian, Kasar	87,867	118,399	188,760	34,368	17,442	171,933	29,975	94,438	61,080	51,669	35,285
	Penggunaan Modal Tetap	9,034	29,188	49,004	19,507	4,739	10,253	3,554	37,954	5,677	29,935	2,084
	Lebihan Kendalian, Bersih	78,833	89,211	139,756	14,862	12,703	161,680	26,421	56,484	55,403	21,734	33,201
	JUMLAH OUTPUT	**149,635**	**166,957**	**1,421,772**	**82,826**	**234,059**	**415,740**	**123,481**	**304,833**	**142,519**	**77,175**	**128,347**

Jadual 8: Ringkasan Jadual Penggunaan Domestik pada Harga Asas, Komoditi mengikut Aktiviti (RM Juta), 2019

Table 8: Summary of Domestic Use Tables at Basic Prices, Commodity by Activity (RM Million), 2019

Perkhidmatan Kerajaan *Government Services*	**Jumlah Penggunaan Perantaraan** *Total Intermediate Use*	**Penggunaan Swasta** *Private Consumption*	**Penggunaan Kerajaan** *Government Consumption*	**Pembentukan Modal Tetap Kasar** *Gross Fixed Capital Formation*	**Perubahan Inventori** *Changes in Inventories*	**Jumlah Penggunaan Domestik** *Total Domestic Use*	**Eksport** *Exports*	**Jumlah Penggunaan Akhir** *Total Final Use*	**Jumlah Penggunaan** *Total Use*	***Activity*** / ***Commodity***	
12	**13**	**14**	**15**	**16**	**17**	**18**	**19**	**20**	**21**		
-	**69,831**	55,126	-	5,707	(4,045)	56,788	8,384	65,172	**135,003**	***Agriculture, Fishing & Forestry***	***1***
-	**98,379**	-	-	3,552	(3,076)	475	62,100	62,575	**160,954**	***Mining & Quarrying***	***2***
10,722	**666,376**	304,205	-	14,725	(42,833)	276,098	464,932	741,030	**1,407,406**	***Manufacturing***	***3***
7,001	**70,010**	10,743	392	-	20	11,155	434	11,590	**81,599**	***Utilities***	***4***
3,244	**44,039**	-	-	171,338	15,154	186,492	2,637	189,128	**233,167**	***Construction***	***5***
4,722	**212,584**	75,657	89	16,043	-	91,790	101,980	193,770	**406,354**	***Wholesale & Retail Trade***	***6***
3,751	**22,351**	99,086	-	-	-	99,086	-	99,086	**121,436**	***Accommodation and Food & Beverages***	***7***
5,787	**115,902**	101,156	11	19,269	-	120,436	48,570	169,007	**284,908**	***Transportation & Storage and Information & Communication***	***8***
1,136	**66,002**	50,296	-	-	-	50,296	4,068	54,364	**120,365**	***Finance & Insurance***	***9***
1,017	**11,689**	73,330	-	-	-	73,330	-	73,330	**85,019**	***Real Estate & Ownership of Dwellings***	***10***
10,839	**125,654**	50,325	5,691	1,579	-	57,595	31,973	89,568	**215,222**	***Business & Private Services***	***11***
11,730	**11,730**	32,433	167,092	1,170	-	200,696	355	201,050	**212,780**	***Government Services***	***12***
59,948	**1,514,546**	**852,358**	**173,276**	**233,382**	**(34,780)**	**1,224,236**	**725,433**	**1,949,669**	**3,464,215**	***TOTAL INTERMEDIATE INPUT***	
-	**-**	51,309	-	-	-	51,309	-	51,309	**51,309**	***Direct Purchases Abroad by Residents***	
-	**-**	(82,143)	-	-	-	(82,143)	82,143	-	**-**	***Domestic Purchases by Non-Residents***	
59,948	**1,514,546**	**821,525**	**173,276**	**233,382**	**(34,780)**	**1,193,403**	**807,575**	**2,000,978**	**3,515,524**	***TOTAL INPUT***	
11,204	**465,989**	67,252	3,005	108,928	6,211	185,397	170,923	356,320	**822,309**	***Imported Commodities***	
435	**21,999**	17,386	-	4,663	-	22,048	8,983	31,031	**53,030**	***Taxes on Products***	
10	**6,113**	1,973	-	-	-	1,973	-	1,973	**8,086**	***Subsidies on Products***	
145,294	**1,467,794**	-	-	-	-	-	-	-	**-**	***Gross Value Added***	
121,627	**542,658**	-	-	-	-	-	-	-	**-**	***Compensation of Employees***	
406	**10,659**	-	-	-	-	-	-	-	**-**	***Other Net Taxes on Production***	
23,261	**914,477**	-	-	-	-	-	-	-	**-**	***Operating Surplus, Gross***	
18,189	**219,116**									***Consumption of Fixed Capital***	
5,073	**695,361**									***Operating Surplus, Net***	
216,871	**3,464,215**	**904,189**	**176,281**	**346,973**	**(28,569)**	**1,398,874**	**987,481**	**2,386,356**	**4,382,777**	***TOTAL OUTPUT***	

Jadual 9: Ringkasan Jadual Penggunaan Import pada Harga Asas, Komoditi mengikut Aktiviti (RM Juta), 2019

Table 9: Summary of Imports Use Tables at Basic Prices, Commodity by Activity (RM Million), 2019

	Komoditi \ Aktiviti	**Pertanian, Perikanan & Perhutanan** *Agriculture, Fishing & Forestry*	**Perlombongan & Pengkuarian** *Mining & Quarrying*	**Pembuatan** *Manufacturing*	**Utiliti** *Utilities*	**Pembinaan** *Construction*	**Perdagangan Borong & Runcit** *Wholesale & Retail Trade*	**Penginapan dan Makanan & Minuman** *Accommodation and Food & Beverages*	**Pengangkutan & Penyimpanan dan Maklumat & Komunikasi** *Transportation & Storage and Information & Communication*	**Kewangan & Insurans** *Finance & Insurance*	**Hartanah & Pemilikan Tempat Kediaman** *Real Estate & Ownership of Dwellings*
		1	**2**	**3**	**4**	**5**	**6**	**7**	**8**	**9**	**10**
1	**Pertanian, Perikanan & Perhutanan**	1,574	-	11,955	-	-	677	1,311	-	-	-
2	**Perlombongan & Pengkuarian**	480	4,365	35,828	10,279	1,101	1	-	-	-	-
3	**Pembuatan**	6,962	2,910	246,159	1,810	25,508	26,346	6,385	10,412	761	834
4	**Utiliti**	-	-	6	1	-	2	1	-	-	-
5	**Pembinaan**	-	-	-	-	-	-	-	-	-	-
6	**Perdagangan Borong & Runcit**	-	-	-	-	-	-	-	-	-	-
7	**Penginapan dan Makanan & Minuman**	-	-	-	-	-	-	-	-	-	-
8	**Pengangkutan & Penyimpanan dan Maklumat & Komunikasi**	50	88	1,352	62	566	639	342	10,991	256	70
9	**Kewangan & Insurans**	189	118	2,236	79	1,149	1,232	112	709	297	219
10	**Hartanah & Pemilikan Tempat Kediaman**	-	-	-	-	-	-	-	-	-	-
11	**Perkhidmatan Perniagaan & Persendirian**	425	577	9,421	391	1,216	2,710	1,288	4,750	7,243	716
12	**Perkhidmatan Kerajaan**	-	-	-	-	-	-	-	-	-	-
	JUMLAH	**9,681**	**8,059**	**306,956**	**12,622**	**29,540**	**31,607**	**9,438**	**26,863**	**8,557**	**1,839**

Jadual 9: Ringkasan Jadual Penggunaan Import pada Harga Asas, Komoditi mengikut Aktiviti (RM Juta), 2019

Table 9: Summary of Imports Use Tables at Basic Prices, Commodity by Activity (RM Million), 2019

Perkhidmatan Perniagaan & Persendirian *Business & Private Services*	**Perkhidmatan Kerajaan** *Government Services*	**Jumlah Penggunaan Perantaraan** *Total Intermediate Use*	**Penggunaan Swasta** *Private Consumption*	**Penggunaan Kerajaan** *Government Consumption*	**Pembentukan Modal Tetap Kasar** *Gross Fixed Capital Formation*	**Perubahan Inventori** *Changes in Inventories*	**Jumlah Penggunaan Domestik** *Total Domestic Use*	**Eksport** *Exports*	**Jumlah Penggunaan Akhir** *Total Final Use*	**Jumlah Penggunaan** *Total Use*	***Activity*** / ***Commodity***	
11	**12**											
-	-	**15,518**	9,780	-	17	113	9,910	1,748	11,657	**27,175**	***Agriculture, Fishing & Forestry***	***1***
-	-	**52,054**	-	-	-	463	463	15,992	16,454	**68,508**	***Mining & Quarrying***	***2***
3,451	6,693	**338,232**	52,016	-	94,981	4,185	151,182	153,169	304,351	**642,582**	***Manufacturing***	***3***
-	1	**11**	2	-	-	-	2	-	2	**14**	***Utilities***	***4***
-	-	**-**	-	-	4,132	1,451	5,583	-	5,583	**5,583**	***Construction***	***5***
-	-	**-**	-	-	-	-	-	-	-	**-**	***Wholesale & Retail Trade***	***6***
-	-	**-**	-	-	-	-	-	-	-	**-**	***Accommodation and Food & Beverages***	***7***
644	454	**15,515**	1,381	-	7,612	-	8,993	14	9,006	**24,521**	***Transportation & Storage and Information & Communication***	***8***
380	121	**6,843**	770	-	-	-	770	-	770	**7,613**	***Finance & Insurance***	***9***
-	-	**-**	-	-	-	-	-	-	-	**-**	***Real Estate & Ownership of Dwellings***	***10***
5,147	3,881	**37,765**	3,303	2,012	2,166	-	7,481	1	7,481	**45,246**	***Business & Private Services***	***11***
-	53	**53**	-	993	21	-	1,014	-	1,014	**1,067**	***Government Services***	***12***
9,623	**11,204**	**465,989**	**67,252**	**3,005**	**108,928**	**6,211**	**185,397**	**170,923**	**356,320**	**822,309**	***TOTAL***	

Jadual 10: Ringkasan Jadual Penggunaan pada Harga Pembeli, Komoditi mengikut Aktiviti (RM Juta), 2019

Table 10: Summary of Use Tables at Purchasers' Prices, Commodity by Activity (RM Million), 2019

	Komoditi \ Aktiviti	**Pertanian, Perikanan & Perhutanan** *Agriculture, Fishing & Forestry*	**Perlombongan & Pengkuarian** *Mining & Quarrying*	**Pembuatan** *Manufacturing*	**Utiliti** *Utilities*	**Pembinaan** *Construction*	**Perdagangan Borong & Runcit** *Wholesale & Retail Trade*	**Penginapan dan Makanan & Minuman** *Accommodation and Food & Beverages*	**Pengangkutan & Penyimpanan dan Maklumat & Komunikasi** *Transportation & Storage and Information & Communication*	**Kewangan & Insurans** *Finance & Insurance*	**Hartanah & Pemilikan Tempat Kediaman** *Real Estate & Ownership of Dwellings*
		1	**2**	**3**	**4**	**5**	**6**	**7**	**8**	**9**	**10**
1	**Pertanian, Perikanan & Perhutanan**	4,145	-	85,320	-	-	4,975	8,324	-	-	-
2	**Perlombongan & Pengkuarian**	532	18,749	135,659	10,994	11,038	14	-	-	-	-
3	**Pembuatan**	28,417	11,505	772,963	13,431	121,400	96,299	41,497	60,949	2,151	6,662
4	**Utiliti**	927	472	42,320	7,607	1,121	14,228	4,686	3,128	646	677
5	**Pembinaan**	154	1,396	828	6,210	9,838	10,577	274	4,174	1,277	4,349
6	**Perdagangan Borong & Runcit**	55	153	1,817	13	136	215	144	121	69	6
7	**Penginapan dan Makanan & Minuman**	544	333	2,170	18	106	-	6,335	5,468	381	455
8	**Pengangkutan & Penyimpanan dan Maklumat & Komunikasi**	286	1,018	7,281	418	5,914	6,183	1,882	64,702	3,561	660
9	**Kewangan & Insurans**	2,916	847	19,571	932	8,137	16,936	855	4,076	10,449	3,648
10	**Hartanah & Pemilikan Tempat Kediaman**	202	140	2,331	22	511	3,511	971	1,039	353	592
11	**Perkhidmatan Perniagaan & Persendirian**	2,008	1,800	38,316	2,068	6,543	12,628	4,980	22,590	29,686	3,382
12	**Perkhidmatan Kerajaan**	-	-	-	-	-	-	-	-	-	-
	JUMLAH INPUT PERANTARAAN	**40,187**	**36,413**	**1,108,576**	**41,711**	**164,743**	**165,566**	**69,948**	**166,246**	**48,572**	**20,431**
	Pembelian Langsung oleh Residen di Luar Negeri	-	-	-	-	-	-	-	-	-	-
	Pembelian Dalam Negeri oleh Bukan Residen	-	-	-	-	-	-	-	-	-	-
	JUMLAH INPUT	**40,187**	**36,413**	**1,108,576**	**41,711**	**164,743**	**165,566**	**69,948**	**166,246**	**48,572**	**20,431**
	Nilai Ditambah Kasar	109,449	130,545	313,196	41,114	69,316	250,173	53,533	138,586	93,946	56,744
	Pampasan Pekerja	21,101	11,612	119,852	6,483	51,130	76,916	23,166	43,188	32,422	4,956
	Cukai Bersih Lain ke atas Pengeluaran	481	534	4,584	263	744	1,324	392	961	444	119
	Lebihan Kendalian, Kasar	87,867	118,399	188,760	34,368	17,442	171,933	29,975	94,438	61,080	51,669
	Penggunaan Modal Tetap	9,034	29,188	49,004	19,507	4,739	10,253	3,554	37,954	5,677	29,935
	Lebihan Kendalian, Bersih	78,833	89,211	139,756	14,862	12,703	161,680	26,421	56,484	55,403	21,734
	JUMLAH OUTPUT	**149,635**	**166,957**	**1,421,772**	**82,826**	**234,059**	**415,740**	**123,481**	**304,833**	**142,519**	**77,175**

Jadual 10: Ringkasan Jadual Penggunaan pada Harga Pembeli, Komoditi mengikut Aktiviti (RM Juta), 2019

Table 10: Summary of Use Tables at Purchasers' Prices, Commodity by Activity (RM Million), 2019

Perkhidmatan Perniagaan & Persendirian *Business & Private Services*	Perkhidmatan Kerajaan *Government Services*	Jumlah Penggunaan Perantaraan *Total Intermediate Use*	Penggunaan Swasta *Private Consumption*	Penggunaan Kerajaan *Government Consumption*	Pembentukan Modal Tetap Kasar *Gross Fixed Capital Formation*	Perubahan Inventori *Changes in Inventories*	Jumlah Penggunaan Domestik *Total Domestic Use*	Eksport *Exports*	Jumlah Penggunaan Akhir *Total Final Use*	Jumlah Penggunaan *Total Use*	*Activity* / *Commodity*	
11	**12**											
-	-	**102,763**	79,290	-	7,026	(3,932)	82,384	12,044	94,428	**197,191**	***Agriculture, Fishing & Forestry***	***1***
-	-	**176,986**	-	-	4,251	(2,614)	1,637	92,886	94,523	**271,509**	***Mining & Quarrying***	***2***
13,874	20,298	**1,189,445**	429,445	-	129,381	(38,648)	520,179	724,436	1,244,615	**2,434,060**	***Manufacturing***	***3***
2,915	8,732	**87,459**	13,446	493	-	20	13,958	540	14,499	**101,958**	***Utilities***	***4***
1,938	3,247	**44,263**	-	-	176,241	16,605	192,846	2,655	195,502	**239,764**	***Construction***	***5***
116	844	**3,690**	4,034	-	-	-	4,034	-	4,034	**7,724**	***Wholesale & Retail Trade***	***6***
3,461	3,799	**23,069**	101,725	-	-	-	101,725	-	101,725	**124,794**	***Accommodation and Food & Beverages***	***7***
7,459	5,747	**105,111**	94,530	-	25,094	-	119,624	35,681	155,306	**260,417**	***Transportation & Storage and Information & Communication***	***8***
4,133	1,265	**73,765**	52,113	-	-	-	52,113	4,133	56,246	**130,012**	***Finance & Insurance***	***9***
1,059	1,018	**11,748**	73,514	-	-	-	73,514	-	73,514	**85,262**	***Real Estate & Ownership of Dwellings***	***10***
27,494	14,837	**166,330**	54,418	7,703	3,785	-	65,906	32,607	98,513	**264,844**	***Business & Private Services***	***11***
-	11,790	**11,790**	32,506	168,085	1,195	-	201,786	356	202,142	**213,932**	***Government Services***	***12***
62,450	**71,577**	**1,996,421**	**935,023**	**176,281**	**346,973**	**(28,569)**	**1,429,708**	**905,339**	**2,335,047**	**4,331,468**	***TOTAL INTERMEDIATE INPUT***	
-	-	**-**	51,309	-	-	-	51,309	-	51,309	**51,309**	***Direct Purchases Abroad by Residents***	
-	-	**-**	(82,143)	-	-	-	(82,143)	82,143	-	**-**	***Domestic Purchases by Non-Residents***	
62,450	**71,577**	**1,996,421**	**904,189**	**176,281**	**346,973**	**(28,569)**	**1,398,874**	**987,481**	**2,386,356**	**4,382,777**	***TOTAL INPUT***	
65,896	145,294	**1,467,794**	-	-	-	-	-	-	-	**-**	***Gross Value Added***	
30,206	121,627	**542,658**	-	-	-	-	-	-	-	**-**	***Compensation of Employees***	
406	406	**10,659**	-	-	-	-	-	-	-	**-**	***Other Net Taxes on Production***	
35,285	23,261	**914,477**	-	-	-	-	-	-	-	**-**	***Operating Surplus, Gross***	
2,084	18,189	**219,116**									***Consumption of Fixed Capital***	
33,201	5,073	**695,361**									***Operating Surplus, Net***	
128,347	**216,871**	**3,464,215**	**-**	**-**	**-**	**-**	**-**	**-**	**-**	**-**	***TOTAL OUTPUT***	

Jadual 11: Jadual Penawaran dan Penggunaan Barangan dan Perkhidmatan pada Harga Pembeli (RM'000), 2020

Table 11: Supply and Use Tables of Goods and Services at Purchasers' Prices (RM'000), 2020

	Komoditi	PENAWARAN/ *SUPPLY*						
		Output pada Harga Asas *Output at Basic Prices*	Import *Imports*	Penilaian/ *Valuation*				Jumlah Penawaran pada Harga Pembeli *Total Supply at Purchasers' Prices*
				Cukai ke atas Produk *Taxes on Products*	Subsidi ke atas Produk *Subsidies on Products*	Margin Perdagangan *Trade Margins*	Margin Pengangkutan *Transport Margins*	
1	Padi	2,316,898	1	29,811	695,000	661,503	63,204	**2,376,418**
2	Tanaman Makanan	2,265,127	6,858,433	78,130	-	779,930	88,434	**10,070,055**
3	Sayur-sayuran	13,925,287	3,602,716	182,026	-	2,752,124	353,247	**20,815,399**
4	Buah-buahan	5,884,814	2,372,152	76,110	-	1,083,745	132,561	**9,549,382**
5	Getah	3,238,315	6,184,716	98,155	-	1,189,907	139,881	**10,850,974**
6	Kelapa Sawit	55,148,676	250	622,088	-	8,515,897	1,318,238	**65,605,150**
7	Tanaman Bunga	5,616,943	49,935	67,524	-	1,436,969	142,298	**7,313,669**
8	Pertanian Lain	3,817,300	8,046,092	56,880	-	985,189	117,842	**13,023,303**
9	Ternakan Ayam dan Itik	24,858,478	72,132	301,884	-	5,245,002	638,568	**31,116,064**
10	Ternakan Lain	4,218,427	372,148	63,879	-	851,021	107,212	**5,612,686**
11	Perhutanan dan Pembalakan	6,357,933	229,473	670	-	1,626,020	161,052	**8,375,147**
12	Perikanan dan Akuakultur	14,078,204	1,385,422	177,739	-	3,402,477	361,062	**19,404,905**
13	Minyak Mentah dan Gas Asli	108,690,332	35,818,358	813,878	-	31,076,798	2,758,053	**179,157,420**
14	Perlombongan Bijih Besi	1,415,125	9,287,036	46,505	-	476,305	35,956	**11,260,927**
15	Pengkuarian Batu, Pasir dan Tanah Liat	8,165,114	682,886	101,730	-	2,095,750	207,685	**11,253,165**
16	Perlombongan dan Pengkuarian Lain	664,260	10,728,202	8,190	-	205,075	16,909	**11,622,637**
17	Pemprosesan dan Pengawetan Daging	9,289,110	4,011,200	132,126	-	1,625,585	237,197	**15,295,217**
18	Pemprosesan dan Pengawetan Makanan Laut	7,089,047	3,719,421	87,116	-	1,517,908	181,274	**12,594,766**
19	Pemprosesan dan Pengawetan Buah-buahan & Sayur-sayuran	2,063,042	3,508,907	459,672	-	403,134	53,771	**6,488,526**
20	Produk Tenusu	11,300,904	4,460,771	191,781	-	2,696,947	358,000	**19,008,403**
21	Minyak & Lemak Sayuran dan Haiwan	143,316,870	11,056,918	298,417	528,287	26,506,264	3,627,221	**184,277,403**
22	Produk Bijian, Kanji dan Produk Berkanji	10,183,497	5,078,046	131,540	32,725	1,863,337	258,893	**17,482,588**
23	Produk Bakeri	13,121,750	741,614	148,650	-	2,165,080	334,266	**16,511,359**
24	Manisan	15,801,473	4,561,975	220,906	-	3,123,384	409,933	**24,117,671**
25	Prosesan Makanan Lain	16,498,166	7,349,113	186,577	-	2,681,460	377,278	**27,092,593**
26	Makanan Haiwan Tersedia	10,033,501	1,718,205	121,480	-	2,223,584	256,717	**14,353,487**
27	Spirit, Wain dan Minuman Keras	3,538,182	637,715	2,402,976	-	906,781	89,166	**7,574,821**
28	Minuman Ringan, Air Mineral dan Minuman Lain yang Dibotolkan	7,460,306	364,585	228,332	-	1,793,521	189,270	**10,036,014**
29	Produk Tembakau	4,965,527	984,282	3,273,601	-	1,284,846	125,755	**10,634,010**
30	Penyediaan, Pemintalan dan Penenunan Tekstil	4,654,873	2,441,228	45,453	-	845,029	86,061	**8,072,644**
31	Penyiapan Akhir Tekstil	1,507,595	10,099	14,135	-	228,820	29,857	**1,790,507**
32	Tekstil Lain	2,921,445	4,522,297	221,016	-	673,159	74,444	**8,412,361**
33	Pakaian	8,216,778	4,673,895	374,684	-	3,008,533	322,146	**16,596,036**
34	Produk Kulit	1,217,613	6,942,499	16,294	-	275,803	31,903	**8,484,112**
35	Kasut	1,213,771	1,781,679	16,541	-	311,260	30,194	**3,353,446**
36	Pengilangan dan Pengetaman Kayu	10,631,042	703,406	131,110	-	2,536,693	267,203	**14,269,454**
37	Kepingan Venier dan Panel berasaskan Kayu	10,599,435	2,110,415	139,735	-	3,088,233	270,446	**16,208,264**
38	Pertukangan Kayu dan Tanggam untuk Jurubina	1,909,222	168,767	843	-	454,108	48,641	**2,581,580**
39	Bekas Kayu dan Produk Kayu Lain	3,647,897	302,822	45,519	-	548,931	92,816	**4,637,986**
40	Kertas dan Produk Kertas	20,632,162	10,591,131	366,530	-	4,526,294	521,153	**36,637,269**
41	Perabot	15,001,847	3,925,485	349,363	-	3,367,245	380,815	**23,024,754**
42	Penerbitan Semula Media Rakaman	62,994	-	762	-	13,519	1,616	**78,892**
43	Percetakan	11,162,952	357,931	101,849	-	1,890,913	211,500	**13,725,145**
44	Kok dan Produk Petroleum Bertapis	157,207,762	10,988,390	2,874,050	1,958,957	38,482,175	3,959,206	**211,552,625**
45	Kimia Asas	47,016,007	25,298,335	699,919	-	12,156,445	1,190,279	**86,360,985**
46	Baja dan Sebatian Nitrogen	5,644,059	3,464,416	69,573	395,000	1,542,038	144,726	**10,469,812**
47	Cat dan Varnis	5,630,507	2,042,309	169,341	-	1,446,293	142,675	**9,431,125**
48	Produk Farmaseutikal, Kimia Perubatan & Botani	6,541,418	8,283,672	273,902	-	1,124,303	167,945	**16,391,240**
49	Sabun & Bahan Pencuci, Pencuci dan Pengilat, Pewangi dan Dandanan Diri	8,146,774	5,763,866	427,927	-	1,456,991	204,522	**16,000,080**
50	Produk Kimia Lain	41,610,677	33,362,840	844,746	-	8,708,860	1,057,243	**85,584,366**
51	Tayar dan Tiub Getah	5,015,525	2,335,180	212,592	-	851,874	127,836	**8,543,006**
52	Prosesan Getah	18,124,852	838,651	230,893	-	3,166,913	465,524	**22,826,833**
53	Sarung Tangan Getah	33,003,347	521,912	412,626	-	3,449,560	851,119	**38,238,564**
54	Produk Getah Lain	7,685,899	1,058,947	81,826	-	1,183,301	196,069	**10,206,041**
55	Produk Plastik	37,935,216	9,572,932	557,668	-	7,965,475	963,811	**56,995,102**
56	Kaca dan Produk Kaca	4,738,827	4,452,871	135,301	-	1,359,490	122,793	**10,809,282**
57	Produk Refraktori, Tanah Liat, Porselin dan Seramik	4,576,738	1,600,338	155,223	-	1,103,568	115,283	**7,551,150**
58	Simen, Kapur dan Plaster	10,557,387	377,886	127,610	-	2,522,536	266,050	**13,851,469**
59	Produk Mineral bukan Logam	19,404,035	4,253,072	59,606	-	3,939,829	410,552	**28,067,094**
60	Besi dan Keluli Asas	28,945,983	19,903,700	113,682	-	4,815,313	602,114	**54,380,793**
61	Logam Asas Berharga dan Logam bukan Ferus Lain	15,664,498	35,769,260	531,107	-	6,358,092	721,888	**59,044,845**
62	Pengacuan Logam	3,091,317	1,018,898	41,810	-	606,437	77,430	**4,835,892**
63	Produk Struktur Logam, Tangki, Takungan dan Penjana Wap	16,610,568	1,684,128	354,165	-	4,406,694	420,922	**23,476,477**
64	Produk Logam Lain yang Direka	33,981,696	13,034,148	422,802	-	8,511,982	848,860	**56,799,488**
65	Enjin & Turbin, Alatan Kuasa Bendalir, Pam, Pemampat Lain, Kepala Paip dan Injap	3,005,821	10,321,697	93,396	-	852,337	84,540	**14,357,792**

Jadual 11: Jadual Penawaran dan Penggunaan Barangan dan Perkhidmatan pada Harga Pembeli (RM'000), 2020

Table 11: Supply and Use Tables of Goods and Services at Purchasers' Prices (RM'000), 2020

PENGGUNAAN/ *USE*								
Penggunaan Perantaraan *Intermediate Use*	**Penggunaan Swasta** *Private Consumption*	**Penggunaan Kerajaan** *Government Consumption*	**Pembentukan Modal Tetap Kasar** *Gross Fixed Capital Formation*	**Perubahan Inventori** *Changes in Inventories*	**Eksport** *Exports*	**Jumlah Penggunaan pada Harga Pembeli** *Total Use at Purchasers' Prices*	***Commodity***	
2,377,413	-	-	-	(1,018)	22	**2,376,418**	***Paddy***	***1***
4,373,761	4,150,931	-	222,280	(56,246)	1,379,329	**10,070,055**	***Food Crops***	***2***
1,574,616	18,727,473	-	-	(205,389)	718,699	**20,815,399**	***Vegetables***	***3***
1,163,889	8,075,484	-	47,909	(72,987)	335,088	**9,549,382**	***Fruits***	***4***
6,877,328	-	-	691,510	(10,127)	3,292,263	**10,850,974**	***Rubber***	***5***
61,567,526	-	-	3,510,723	(230,225)	757,126	**65,605,150**	***Oil Palm***	***6***
3,046,906	3,939,231	-	-	(45,355)	372,887	**7,313,669**	***Flower Plants***	***7***
10,833,049	1,695,897	-	-	107,789	386,569	**13,023,303**	***Other Agriculture***	***8***
2,786,979	26,511,525	-	1,309,465	(285,565)	793,660	**31,116,064**	***Poultry Farming***	***9***
5,690,666	527,289	-	210,937	(1,008,625)	192,419	**5,612,686**	***Other Livestock***	***10***
6,718,584	157,022	-	-	(453,319)	1,952,860	**8,375,147**	***Forestry and Logging***	***11***
3,633,804	14,775,775	-	14,447	(124,579)	1,105,459	**19,404,905**	***Fishing and Aquaculture***	***12***
112,755,031	-	-	3,624,971	(1,884,987)	64,662,405	**179,157,420**	***Crude Oil and Natural Gas***	***13***
8,424,438	-	-	8,375	271,575	2,556,539	**11,260,927**	***Mining of Metal Ores***	***14***
10,424,070	-	-	1,170	(35,662)	863,587	**11,253,165**	***Quarrying of Stone, Sand and Clay***	***15***
11,183,417	-	-	-	63,234	375,986	**11,622,637**	***Other Mining and Quarrying***	***16***
2,195,345	12,957,103	-	-	(34,618)	177,388	**15,295,217**	***Processing and Preserving of Meat***	***17***
2,538,571	7,453,413	-	-	(136,853)	2,739,635	**12,594,766**	***Processing and Preserving of Seafood***	***18***
743,180	4,685,675	-	-	(12,109)	1,071,780	**6,488,526**	***Processing and Preserving of Fruits & Vegetables***	***19***
3,019,725	14,697,153	-	-	(108,655)	1,400,179	**19,008,403**	***Dairy Products***	***20***
71,596,461	55,256,874	-	-	(133,793)	57,557,860	**184,277,403**	***Vegetables & Animal Oils and Fats***	***21***
6,314,029	10,393,505	-	-	(393,354)	1,168,408	**17,482,588**	***Grain Mill Products, Starches and Starch Products***	***22***
973,762	13,716,199	-	-	(428,163)	2,249,562	**16,511,359**	***Bakery Products***	***23***
10,263,675	7,767,023	-	-	71,869	6,015,104	**24,117,671**	***Confectionery***	***24***
3,859,555	17,107,257	-	-	(3,279,693)	9,405,474	**27,092,593**	***Other Food Processing***	***25***
12,886,475	845,994	-	-	(313,041)	934,059	**14,353,487**	***Prepared Animal Feeds***	***26***
925,864	6,632,624	-	-	(304,688)	321,021	**7,574,821**	***Spirits, Wines and Liquors***	***27***
1,481,451	7,596,800	-	-	(108,031)	1,065,794	**10,036,014**	***Soft Drinks, Mineral Waters and Other Bottled Waters***	***28***
286,128	10,155,186	-	-	(216,379)	409,074	**10,634,010**	***Tobacco Products***	***29***
5,530,659	1,123,061	-	-	(855,154)	2,274,079	**8,072,644**	***Preparation, Spinning and Weaving of Textiles***	***30***
1,101,505	717,900	-	-	(33,177)	4,279	**1,790,507**	***Finishing of Textiles***	***31***
2,122,707	3,553,722	-	1,376	(13,405)	2,747,962	**8,412,361**	***Other Textiles***	***32***
3,740,138	11,291,453	-	-	(84,518)	1,648,963	**16,596,036**	***Wearing Apparel***	***33***
451,910	6,494,186	-	-	(63,227)	1,601,243	**8,484,112**	***Leather Products***	***34***
207,168	2,629,981	-	-	(142,958)	659,254	**3,353,446**	***Footwear***	***35***
7,828,716	-	-	-	(78,502)	6,519,239	**14,269,454**	***Sawmilling and Planning of Wood***	***36***
12,168,929	-	-	-	89,962	3,949,373	**16,208,264**	***Veneer Sheets and Wood-based Panels***	***37***
1,598,362	187,573	-	-	(197,685)	993,330	**2,581,580**	***Builders' Carpentry and Joinery***	***38***
1,966,154	2,129,430	-	-	6,302	536,100	**4,637,986**	***Wooden Containers and Other Wood Products***	***39***
15,937,375	15,047,553	-	-	(678,550)	6,330,891	**36,637,269**	***Paper and Paper Products***	***40***
1,968,000	7,329,162	-	557,596	(134,943)	13,304,939	**23,024,754**	***Furniture***	***41***
19,948	58,901	-	-	43	-	**78,892**	***Reproduction of Recorded Media***	***42***
9,704,584	3,326,250	-	-	(10,734)	705,045	**13,725,145**	***Printing***	***43***
157,023,145	49,166,071	-	-	(1,252,599)	6,616,008	**211,552,625**	***Coke and Refined Petroleum Products***	***44***
59,153,774	315,249	-	-	164,020	26,727,941	**86,360,985**	***Basic Chemicals***	***45***
6,048,516	248,837	-	-	(46,112)	4,218,570	**10,469,812**	***Fertilizers and Nitrogen Compounds***	***46***
6,751,294	883,257	-	-	(219,715)	2,016,289	**9,431,125**	***Paints and Varnishes***	***47***
5,387,679	13,471,266	-	-	(4,344,645)	1,876,940	**16,391,240**	***Pharmaceuticals, Medicinal Chemicals & Botanical Product***	***48***
3,755,379	6,065,138	-	-	8,360	6,171,202	**16,000,080**	***Soaps & Detergents, Cleaning & Polishing, Perfumes and Toilet Preparations***	***49***
53,417,752	1,375,786	-	-	186,496	30,604,332	**85,584,366**	***Other Chemicals Products***	***50***
7,072,314	-	-	-	21,186	1,449,506	**8,543,006**	***Rubber Tyres and Tubes***	***51***
5,832,300	58,108	-	-	1,250	16,935,176	**22,826,833**	***Rubber Processing***	***52***
8,638,877	8,037,094	-	-	5,197	21,557,396	**38,238,564**	***Rubber Gloves***	***53***
7,621,960	1,339,169	-	-	(29,836)	1,274,748	**10,206,041**	***Other Rubber Products***	***54***
26,942,177	22,033,276	-	-	(2,855,564)	10,875,213	**56,995,102**	***Plastic Products***	***55***
4,212,749	443,617	-	-	(269,654)	6,422,571	**10,809,282**	***Glass and Glass Products***	***56***
4,662,338	1,816,957	-	-	5,993	1,065,862	**7,551,150**	***Refractory, Clay, Porcelain and Ceramic Products***	***57***
13,282,733	-	-	-	(10,467)	579,202	**13,851,469**	***Cement, Lime and Plaster***	***58***
21,207,743	75,105	-	-	(14,203)	6,798,449	**28,067,094**	***Non-Metallic Mineral Products***	***59***
32,737,988	-	-	-	(596,611)	22,239,416	**54,380,793**	***Basic Iron and Steel***	***60***
45,413,809	-	-	-	975,240	12,655,795	**59,044,845**	***Basic Precious and Other Non-Ferrous Metals***	***61***
4,229,335	-	-	-	99,895	506,663	**4,835,892**	***Casting of Metals***	***62***
14,844,351	2,128,226	-	2,473,175	772,330	3,258,395	**23,476,477**	***Structural Metal Products, Tanks, Reservoirs and Steam Generators***	***63***
44,412,544	1,737,942	-	2,357,946	(903,794)	9,194,851	**56,799,488**	***Other Fabricated Metal Products***	***64***
5,868,665	492,410	-	3,580,505	(109,230)	4,525,442	**14,357,792**	***Engines & Turbines, Fluid Power Equipment, Other Pumps, Compressors, Taps and Valves***	***65***

Jadual 11: Jadual Penawaran dan Penggunaan Barangan dan Perkhidmatan pada Harga Pembeli (RM'000), 2020

Table 11: Supply and Use Tables of Goods and Services at Purchasers' Prices (RM'000), 2020

	Komoditi	PENAWARAN/ *SUPPLY*						
		Output pada Harga Asas *Output at Basic Prices*	Import *Imports*	Penilaian/ *Valuation*				Jumlah Penawaran pada Harga Pembeli *Total Supply at Purchasers' Prices*
				Cukai ke atas Produk *Taxes on Products*	Subsidi ke atas Produk *Subsidies on Products*	Margin Perdagangan *Trade Margins*	Margin Pengangkutan *Transport Margins*	
66	Jentera Kegunaan Umum Lain	17,670,554	16,007,376	1,453,763	-	2,949,901	413,879	38,495,474
67	Senjata, Peluru dan Mesin bertujuan Khas	13,371,045	21,656,229	420,318	-	3,485,156	373,855	39,306,602
68	Perkakasan Domestik	6,265,242	5,307,011	435,031	-	1,434,154	162,059	13,603,497
69	Komputer, Peranti, Mesin dan Kelengkapan Pejabat	45,584,503	25,451,542	706,600	-	8,914,925	1,169,503	81,827,074
70	Motor Elektrik, Penjana dan Transformer	4,292,849	9,902,172	104,051	-	758,178	110,401	15,167,652
71	Perkakasan Pengagihan & Pengawalan Elektrik, Bateri dan Akumulator	13,373,997	13,028,062	83,969	-	2,634,513	341,456	29,461,997
72	Kabel Gentian Optikal, Elektronik dan Elektrik Lain	10,967,085	4,528,948	155,036	-	2,548,447	277,111	18,476,627
73	Alatan Pendawaian, Kelengkapan Pencahayaan Elektrik dan Elektrik Lain	6,603,408	3,036,824	112,292	-	1,118,395	169,539	11,040,459
74	Komponen dan Papan Elektronik	202,495,414	146,632,560	1,186,270	-	38,760,449	5,120,943	394,195,637
75	Peralatan Komunikasi dan Elektronik Pengguna	82,328,006	14,769,089	628,975	-	16,071,172	1,880,598	115,677,840
76	Peralatan Penyinaran, Perubatan Elektro dan Elektroterapeutik	3,591,785	3,165,842	62,620	-	848,436	91,654	7,760,336
77	Kelengkapan Mengukur, Menguji, Memandu Arah dan Kawalan	10,234,118	9,642,104	279,369	-	3,915,493	461,578	24,532,661
78	Instrumen Optikal, Alatan Fotografi, Media Magnetik dan Optikal	8,433,447	1,608,058	114,814	-	1,849,689	220,800	12,226,808
79	Jam Tangan dan Jam	1,212,313	1,929,051	25,235	-	280,688	31,976	3,479,263
80	Kenderaan Bermotor, Treler dan Semi Treler	58,731,462	19,025,973	6,356,872	-	12,270,648	1,471,189	97,856,144
81	Motosikal	1,712,632	1,001,795	661,776	-	629,273	41,432	4,046,909
82	Kapal, Bot, Basikal dan 'Invalid Carriages'	12,126,215	1,170,107	101,362	-	2,235,933	200,491	15,834,108
83	Kelengkapan Pengangkutan Lain	6,635,723	8,727,755	175,588	-	2,632,533	269,032	18,440,631
84	Pembuatan Lain	14,025,993	11,046,169	54,465	-	3,612,206	402,129	29,140,962
85	Pembaikan & Pemasangan Mesin dan Kelengkapan	17,178,319	1,803,384	220,635	-	4,135,693	448,590	23,786,620
86	Elektrik dan Gas	61,441,127	5,173	132,501	-	13,007,565	1,314,795	75,901,160
87	Air	9,938,438	2,794	118,983	-	1,931,927	252,232	12,244,375
88	Pembetungan, Pengurusan Sisa dan Aktiviti Pemulihan	9,028,147	-	111,720	-	1,776,477	236,863	11,153,208
89	Bangunan Kediaman	40,343,692	-	3,301	-	-	-	40,346,993
90	Bangunan Bukan Kediaman	41,273,363	3,829,608	300,310	-	-	-	45,403,281
91	Kejuruteraan Awam	66,209,122	-	455,567	-	-	-	66,664,690
92	Aktiviti Pembinaan Pertukangan Khas	41,124,390	-	279,949	-	-	-	41,404,339
93	Perdagangan Borong & Runcit, Pembaikan Kenderaan Bermotor dan Motosikal	383,303,600	-	-	-	(376,756,442)	-	6,547,159
94	Penginapan	6,607,650	-	321,158	-	-	-	6,928,808
95	Makanan dan Minuman	86,473,742	-	1,940,079	-	-	-	88,413,822
96	Pengangkutan Darat	27,832,794	2,519	140,667	-	-	(23,466,224)	4,509,756
97	Pengangkutan Air	13,623,139	23,980	92,919	-	-	(12,976,519)	763,519
98	Pengangkutan Udara	6,595,062	55,868	155,199	-	-	(3,661,649)	3,144,480
99	Penggudangan dan Aktiviti Sokongan untuk Pengangkutan	12,399,441	3,282	313,088	-	-	(4,008,839)	8,706,971
100	Perkhidmatan berkaitan Pengangkutan Air dan Udara	11,169,964	40,720	76,093	-	-	-	11,286,778
101	Perkhidmatan Operasi Lebuhraya, Jambatan dan Terowong	9,441,745	-	63,856	-	-	-	9,505,601
102	Perkhidmatan Pos dan Kurier	5,491,942	32,503	165,058	-	-	-	5,689,503
103	Aktiviti Penerbitan	4,456,577	34,970	30,413	-	-	-	4,521,960
104	Telekomunikasi	114,714,194	5,688,590	1,461,610	-	-	-	121,864,393
105	Aktiviti Wayang Gambar, Pemprograman dan Penyiaran	10,510,074	-	224,617	-	-	-	10,734,690
106	Perkhidmatan Komputer dan Maklumat	40,934,573	11,148,995	1,437,056	-	-	-	53,520,624
107	Perantaraan Kewangan	61,887,937	2,546,915	432,644	-	-	-	64,867,496
108	Perkhidmatan Kewangan Lain	12,837,431	-	222,224	-	-	-	13,059,655
109	Insurans/ Takaful dan Tabungan Pencen	37,071,640	4,818,413	1,413,708	-	-	-	43,303,761
110	Aktiviti Sokongan Perkhidmatan Kewangan dan Insurans/ Takaful	12,527,751	-	163,231	-	-	-	12,690,983
111	Hartanah	46,744,163	-	270,603	-	-	-	47,014,766
112	Pemilikan Kediaman	40,839,715	-	-	-	-	-	40,839,715
113	Sewaan dan Pajakan	9,331,055	12,163,294	115,961	-	-	-	21,610,309
114	Penyelidikan dan Pembangunan Saintifik	7,452,452	5,358,438	72,563	-	-	-	12,883,452
115	Profesional	104,772,559	25,391,159	3,270,746	-	-	-	133,434,464
116	Perkhidmatan Perniagaan	20,491,762	-	581,033	-	-	-	21,072,795
117	Pentadbiran Awam	58,671,946	935,007	4,692	-	-	-	59,611,646
118	Pendidikan	73,221,186	-	95,723	-	-	-	73,316,909
119	Kesihatan	53,083,395	-	7,219	-	-	-	53,090,614
120	Ketenteraman dan Keselamatan Awam	28,836,345	-	-	-	-	-	28,836,345
121	Pentadbiran Awam Lain	3,640,453	-	-	-	-	-	3,640,453
122	Institusi bukan Keuntungan yang Berkhidmat kepada Isi Rumah	1,146,684	-	7,783	-	-	-	1,154,467
123	Kesenian, Hiburan dan Rekreasi	14,172,329	3,196,988	366,763	-	-	-	17,736,080
124	Perkhidmatan Swasta Lain	11,248,485	-	12,916	-	-	-	11,261,401
	JUMLAH PENAWARAN DAN PENGGUNAAN	3,260,565,321	763,081,075	49,522,963	3,609,969	-	-	4,069,559,390
	Pembelian Langsung oleh Residen di Luar Negeri	-	20,071,253	-	-	-	-	20,071,253
	Pembelian Dalam Negeri oleh Bukan Residen	-	-	-	-	-	-	-
	JUMLAH	3,260,565,321	783,152,328	49,522,963	3,609,969	-	-	4,089,630,643

Jadual 11: Jadual Penawaran dan Penggunaan Barangan dan Perkhidmatan pada Harga Pembeli (RM'000), 2020

Table 11: Supply and Use Tables of Goods and Services at Purchasers' Prices (RM'000), 2020

PENGGUNAAN/ *USE*								
Penggunaan Perantaraan *Intermediate Use*	**Penggunaan Swasta** *Private Consumption*	**Penggunaan Kerajaan** *Government Consumption*	**Pembentukan Modal Tetap Kasar** *Gross Fixed Capital Formation*	**Perubahan Inventori** *Changes in Inventories*	**Eksport** *Exports*	**Jumlah Penggunaan pada Harga Pembeli** *Total Use at Purchasers' Prices*	***Commodity***	
5,740,920	3,375,189	-	17,350,537	(244,393)	12,273,221	**38,495,474**	***Other General Purpose Machinery***	***66***
7,756,335	52,366	-	11,154,934	2,251,676	18,091,292	**39,306,602**	***Weapons, Ammunition and Special Purpose Machinery***	***67***
1,952,719	2,776,606	-	763,014	(2,136,255)	10,247,412	**13,603,497**	***Domestic Appliances***	***68***
10,590,133	1,098,896	-	11,015,860	(3,085,164)	62,207,348	**81,827,074**	***Computers, Peripheral, Office Equipment and Machinery***	***69***
1,096,190	-	-	8,861,429	(36,794)	5,246,827	**15,167,652**	***Electric Motors, Generators and Transformers***	***70***
10,758,971	3,377,679	-	1,143,504	(749,517)	14,931,360	**29,461,997**	***Electricity Distribution & Control Apparatus, Batteries and Accumulators***	***71***
10,095,746	4,158,417	-	39,357	12,900	4,170,207	**18,476,627**	***Fibre Optic, Electronic and Other Electric Cables***	***72***
4,467,120	1,335,349	-	47,013	(41,648)	5,232,624	**11,040,459**	***Wiring Devices, Electric Lighting Equipment and Other Electrical***	***73***
234,538,934	-	-	-	735,326	158,921,378	**394,195,637**	***Electronic Components and Boards***	***74***
37,353,807	10,920,789	-	14,721,418	266,782	52,415,044	**115,677,840**	***Communication Equipment and Consumer Electronics***	***75***
621,564	289,247	-	1,705,597	5,752	5,138,177	**7,760,336**	***Irradiation, Electro Medical and Electrotherapeutic Equipment***	***76***
17,901,316	-	-	6,058,952	(22,348)	594,742	**24,532,661**	***Measuring, Testing, Navigating and Control Equipment***	***77***
5,027,968	216,317	-	725,406	(3,998)	6,261,114	**12,226,808**	***Optical Instruments, Photographic Equipment, Magnetic and Optical Media***	***78***
480,799	2,190,153	-	23,226	(329,585)	1,114,671	**3,479,263**	***Watches and Clocks***	***79***
51,303,509	19,054,471	-	18,483,844	234,831	8,779,489	**97,856,144**	***Motor Vehicles, Trailers and Semi Trailers***	***80***
-	2,588,277	-	1,179,199	(4,315)	283,748	**4,046,909**	***Motorcycles***	***81***
3,534,828	1,347,738	-	10,998,731	(214,317)	167,129	**15,834,108**	***Ships, Boats, Bicycles & Invalid Carriages***	***82***
1,039,599	-	-	6,816,027	(3,122)	10,588,128	**18,440,631**	***Other Transport Equipment***	***83***
7,792,489	10,567,758	-	1,938,379	(4,080,652)	12,922,988	**29,140,962**	***Other Manufacturing***	***84***
21,921,441	17,502	-	-	2,237	1,845,440	**23,786,620**	***Repair & Installation of Machinery and Equipment***	***85***
66,313,939	9,056,206	-	-	15,329	515,685	**75,901,160**	***Electricity and Gas***	***86***
8,042,336	4,200,200	-	-	(583)	2,423	**12,244,375**	***Water***	***87***
10,336,774	393,151	426,067	-	(2,784)	-	**11,153,208**	***Sewerage, Waste Management and Remediation Activities***	***88***
-	-	-	40,021,039	325,953	-	**40,346,993**	***Residential Buildings***	***89***
-	-	-	33,533,876	8,628,590	3,240,815	**45,403,281**	***Non-Residential Buildings***	***90***
934,953	-	-	65,260,310	469,426	-	**66,664,690**	***Civil Engineering***	***91***
36,708,786	-	-	4,044,613	650,941	-	**41,404,339**	***Specialised Construction Activities***	***92***
3,420,182	3,126,976	-	-	-	-	**6,547,159**	***Wholesale & Retail Trade, Repair of Motor Vehicles and Motorcycles***	***93***
948,073	5,980,735	-	-	-	-	**6,928,808**	***Accommodation***	***94***
18,376,070	70,037,752	-	-	-	-	**88,413,822**	***Food & Beverage***	***95***
1,916,766	2,580,078	-	-	-	12,912	**4,509,756**	***Land Transport***	***96***
1,466	143,823	-	-	-	618,230	**763,519**	***Water Transport***	***97***
1,399,061	35,316	-	-	-	1,710,103	**3,144,480**	***Air Transport***	***98***
1,015,839	6,102,486	-	-	-	1,588,646	**8,706,971**	***Warehousing and Support Activities for Transportation***	***99***
4,337,772	-	-	-	-	6,949,006	**11,286,778**	***Services Incidental to Water and Air Transportation***	***100***
2,148,840	7,356,761	-	-	-	-	**9,505,601**	***Highway, Bridge and Tunnel Operation Services***	***101***
2,356,344	2,436,417	-	-	-	896,742	**5,689,503**	***Postal & Courier Activities***	***102***
3,398,561	1,078,754	-	9,138	-	35,507	**4,521,960**	***Publishing Activities***	***103***
49,157,765	67,114,239	-	-	-	5,592,390	**121,864,393**	***Telecommunications***	***104***
5,597,512	4,509,337	-	627,841	-	-	**10,734,690**	***Motion Picture, Programming and Broadcasting Activities***	***105***
26,739,423	524	-	17,012,507	-	9,768,170	**53,520,624**	***Computer and Information Services***	***106***
44,411,965	17,794,004	-	-	-	2,661,527	**64,867,496**	***Monetary Intermediation***	***107***
11,965,194	1,094,461	-	-	-	-	**13,059,655**	***Other Financial Services***	***108***
15,844,848	25,712,611	-	-	-	1,746,302	**43,303,761**	***Insurance/ Takaful and Pension Funding***	***109***
6,517,988	6,172,994	-	-	-	-	**12,690,983**	***Activities Auxiliary to Financial Service and Insurance/ Takaful***	***110***
12,270,369	34,744,396	-	-	-	-	**47,014,766**	***Real Estate***	***111***
-	40,839,715	-	-	-	-	**40,839,715**	***Ownership of Dwellings***	***112***
11,327,245	8,671,797	-	-	-	1,611,267	**21,610,309**	***Rental and Leasing***	***113***
-	3,858	7,006,655	3,350,128	-	2,522,812	**12,883,452**	***Scientific Research and Development***	***114***
108,442,401	734,673	-	146,758	-	24,110,633	**133,434,464**	***Professional***	***115***
10,959,569	9,770,267	342,958	-	-	-	**21,072,795**	***Business Services***	***116***
144,995	-	58,114,223	1,021,468	-	330,959	**59,611,646**	***Public Administration***	***117***
281,216	17,558,661	55,477,033	-	-	-	**73,316,909**	***Education***	***118***
8,734,682	13,346,054	31,009,877	-	-	-	**53,090,614**	***Health***	***119***
-	-	28,836,345	-	-	-	**28,836,345**	***Defence, Public Order and Safety***	***120***
-	-	3,640,453	-	-	-	**3,640,453**	***Other Public Administration***	***121***
-	1,154,467	-	-	-	-	**1,154,467**	***Non-Profit Institutions Serving Households***	***122***
3,520,358	11,157,919	534,254	-	-	2,523,549	**17,736,080**	***Arts, Entertainment and Recreation***	***123***
3,553,017	7,708,384	-	-	-	-	**11,261,401**	***Other Private Services***	***124***
1,888,477,970	**855,385,888**	**185,387,866**	**296,666,487**	**(17,333,732)**	**860,974,911**	**4,069,559,390**	***TOTAL SUPPLY AND USE***	
-	**20,071,253**	**-**	**-**	**-**	**-**	**20,071,253**	***Direct Purchases Abroad by Residents***	
-	**(12,502,512)**	**-**	**-**	**-**	**12,502,512**	**-**	***Domestic Purchases by Non-Residents***	
1,888,477,970	**862,954,629**	**185,387,866**	**296,666,487**	**(17,333,732)**	**873,477,423**	**4,089,630,643**	**TOTAL**	

Jadual 12: Jadual Pengeluaran Domestik pada Harga Asas, Aktiviti mengikut Komoditi (RM'000), 2020

Table 12: Domestic Production Tables at Basic Prices, Activity by Commodity (RM'000), 2020

	Aktiviti \ Komoditi	Padi *Paddy*	Tanaman Makanan *Food Crops*	Sayur-sayuran *Vegetables*	Buah-buahan *Fruits*	Getah *Rubber*
		1	2	3	4	5
1	Padi	2,316,863	-	-	-	218
2	Tanaman Makanan	1	1,673,297	21,659	9,396	53
3	Sayur-sayuran	-	553,133	13,817,093	57,063	-
4	Buah-buahan	-	19,962	33,342	5,765,900	11,538
5	Getah	-	283	389	2,746	2,914,350
6	Kelapa Sawit	-	11,582	9,372	41,290	232,150
7	Tanaman Bunga	-	3,655	8,615	5,974	14
8	Pertanian Lain	35	3,216	33,691	2,088	-
9	Ternakan Ayam dan Itik	-	-	354	-	-
10	Ternakan Lain	-	-	772	357	-
11	Perhutanan dan Pembalakan	-	-	-	-	79,992
12	Perikanan dan Akuakultur	-	-	-	-	-
13	Minyak Mentah dan Gas Asli	-	-	-	-	-
14	Perlombongan Bijih Besi	-	-	-	-	-
15	Pengkuarian Batu, Pasir dan Tanah Liat	-	-	-	-	-
16	Perlombongan dan Pengkuarian Lain	-	-	-	-	-
17	Pemprosesan dan Pengawetan Daging	-	-	-	-	-
18	Pemprosesan dan Pengawetan Makanan Laut	-	-	-	-	-
19	Pemprosesan dan Pengawetan Buah-buahan & Sayur-sayuran	-	-	-	-	-
20	Produk Tenusu	-	-	-	-	-
21	Minyak & Lemak Sayuran dan Haiwan	-	-	-	-	-
22	Produk Bijian, Kanji dan Produk Berkanji	-	-	-	-	-
23	Produk Bakeri	-	-	-	-	-
24	Manisan	-	-	-	-	-
25	Prosesan Makanan Lain	-	-	-	-	-
26	Makanan Haiwan Tersedia	-	-	-	-	-
27	Spirit, Wain dan Minuman Keras	-	-	-	-	-
28	Minuman Ringan, Air Mineral & Minuman Lain yang Dibotolkan	-	-	-	-	-
29	Produk Tembakau	-	-	-	-	-
30	Penyediaan, Pemintalan dan Penenunan Tekstil	-	-	-	-	-
31	Penyiapan Akhir Tekstil	-	-	-	-	-
32	Tekstil Lain	-	-	-	-	-
33	Pakaian	-	-	-	-	-
34	Produk Kulit	-	-	-	-	-
35	Kasut	-	-	-	-	-
36	Pengilangan dan Pengetaman Kayu	-	-	-	-	-
37	Kepingan Venier dan Panel berasaskan Kayu	-	-	-	-	-
38	Pertukangan Kayu dan Tanggam untuk Jurubina	-	-	-	-	-
39	Bekas Kayu dan Produk Kayu Lain	-	-	-	-	-
40	Kertas dan Produk Kertas	-	-	-	-	-
41	Perabot	-	-	-	-	-
42	Penerbitan Semula Media Rakaman	-	-	-	-	-
43	Percetakan	-	-	-	-	-
44	Kok dan Produk Petroleum Bertapis	-	-	-	-	-
45	Kimia Asas	-	-	-	-	-
46	Baja dan Sebatian Nitrogen	-	-	-	-	-
47	Cat dan Varnis	-	-	-	-	-
48	Produk Farmaseutikal, Kimia Perubatan & Botani	-	-	-	-	-
49	Sabun & Bahan Pencuci, Pencuci dan Pengilat, Pewangi dan Dandanan Diri	-	-	-	-	-
50	Produk Kimia Lain	-	-	-	-	-
51	Tayar dan Tiub Getah	-	-	-	-	-
52	Prosesan Getah	-	-	-	-	-
53	Sarung Tangan Getah	-	-	-	-	-
54	Produk Getah Lain	-	-	-	-	-
55	Produk Plastik	-	-	-	-	-
56	Kaca dan Produk Kaca	-	-	-	-	-
57	Produk Refraktori, Tanah Liat, Porselin dan Seramik	-	-	-	-	-
58	Simen, Kapur dan Plaster	-	-	-	-	-
59	Produk Mineral bukan Logam	-	-	-	-	-
60	Besi dan Keluli Asas	-	-	-	-	-
61	Logam Asas Berharga dan Logam bukan Ferus Lain	-	-	-	-	-
62	Pengacuan Logam	-	-	-	-	-
63	Produk Struktur Logam, Tangki, Takungan dan Penjana Wap	-	-	-	-	-
64	Produk Logam Lain yang Direka	-	-	-	-	-

Jadual 12: Jadual Pengeluaran Domestik pada Harga Asas, Aktiviti mengikut Komoditi (RM'000), 2020

Table 12: Domestic Production Tables at Basic Prices, Activity by Commodity (RM'000), 2020

Kelapa Sawit *Oil Palm*	Tanaman Bunga *Flower Plants*	Pertanian Lain *Other Agriculture*	Menternak Ayam & Itik *Poultry Farming*	Ternakan Lain *Other Livestock*	Commodity / Activity	
6	7	8	9	10		
83,563	-	9,798	-	-	***Paddy***	***1***
52,969	-	5,304	-	-	***Food Crops***	***2***
-	17,037	590,324	-	5,952	***Vegetables***	***3***
64,354	829	829,262	-	4,546	***Fruits***	***4***
38,653	-	73,710	-	1,163	***Rubber***	***5***
54,829,827	-	971,524	91,898	34,584	***Oil Palm***	***6***
5	5,598,583	273,207	-	8,302	***Flower Plants***	***7***
3,776	494	1,064,170	1,677	1,958	***Other Agriculture***	***8***
6,322	-	-	23,427,490	259,529	***Poultry Farming***	***9***
59,563	-	-	1,337,413	3,902,325	***Other Livestock***	***10***
9,592	-	-	-	-	***Forestry and Logging***	***11***
52	-	-	-	67	***Fishing and Aquaculture***	***12***
-	-	-	-	-	***Crude Oil and Natural Gas***	***13***
-	-	-	-	-	***Mining of Metal Ores***	***14***
-	-	-	-	-	***Quarrying of Stone, Sand and Clay***	***15***
-	-	-	-	-	***Other Mining and Quarrying***	***16***
-	-	-	-	-	***Processing and Preserving of Meat***	***17***
-	-	-	-	-	***Processing and Preserving of Seafood***	***18***
-	-	-	-	-	***Processing and Preserving of Fruits & Vegetables***	***19***
-	-	-	-	-	***Dairy Products***	***20***
-	-	-	-	-	***Vegetable & Animal Oils and Fats***	***21***
-	-	-	-	-	***Grain Mill Products, Starches and Starch Products***	***22***
-	-	-	-	-	***Bakery Products***	***23***
-	-	-	-	-	***Confectionery***	***24***
-	-	-	-	-	***Other Food Processing***	***25***
-	-	-	-	-	***Prepared Animal Feeds***	***26***
-	-	-	-	-	***Spirits, Wines and Liquors***	***27***
-	-	-	-	-	***Soft Drinks, Mineral Waters and Other Bottled Waters***	***28***
-	-	-	-	-	***Tobacco Products***	***29***
-	-	-	-	-	***Preparation, Spinning and Weaving of Textiles***	***30***
-	-	-	-	-	***Finishing of Textiles***	***31***
-	-	-	-	-	***Other Textiles***	***32***
-	-	-	-	-	***Wearing Apparel***	***33***
-	-	-	-	-	***Leather Products***	***34***
-	-	-	-	-	***Footwear***	***35***
-	-	-	-	-	***Sawmilling and Planning of Wood***	***36***
-	-	-	-	-	***Veneer Sheets and Wood-based Panels***	***37***
-	-	-	-	-	***Builders' Carpentry and Joinery***	***38***
-	-	-	-	-	***Wooden Containers and Other Wood Products***	***39***
-	-	-	-	-	***Paper and Paper Products***	***40***
-	-	-	-	-	***Furniture***	***41***
-	-	-	-	-	***Reproduction of Recorded Media***	***42***
-	-	-	-	-	***Printing***	***43***
-	-	-	-	-	***Coke and Refined Petroleum Products***	***44***
-	-	-	-	-	***Basic Chemicals***	***45***
-	-	-	-	-	***Fertilizers and Nitrogen Compounds***	***46***
-	-	-	-	-	***Paints and Varnishes***	***47***
-	-	-	-	-	***Pharmaceuticals, Medicinal Chemical & Botanical Products***	***48***
-	-	-	-	-	***Soaps & Detergents, Cleaning & Polishing, Perfumes and Toilet Preparations***	***49***
-	-	-	-	-	***Other Chemicals Products***	***50***
-	-	-	-	-	***Rubber Tyres and Tubes***	***51***
-	-	-	-	-	***Rubber Processing***	***52***
-	-	-	-	-	***Rubber Gloves***	***53***
-	-	-	-	-	***Other Rubber Products***	***54***
-	-	-	-	-	***Plastic Products***	***55***
-	-	-	-	-	***Glass and Glass Products***	***56***
-	-	-	-	-	***Refractory, Clay, Porcelain and Ceramic Products***	***57***
-	-	-	-	-	***Cement, Lime and Plaster***	***58***
-	-	-	-	-	***Non-Metallic Mineral Products***	***59***
-	-	-	-	-	***Basic Iron and Steel***	***60***
-	-	-	-	-	***Basic Precious and Other Non-Ferrous Metals***	***61***
-	-	-	-	-	***Casting of Metals***	***62***
-	-	-	-	-	***Structural Metal Products, Tanks, Reservoirs and Steam Generators***	***63***
-	-	-	-	-	***Other Fabricated Metal Products***	***64***

Jadual 12: Jadual Pengeluaran Domestik pada Harga Asas, Aktiviti mengikut Komoditi (RM'000), 2020

Table 12: Domestic Production Tables at Basic Prices, Activity by Commodity (RM'000), 2020

	Aktiviti \ Komoditi	Padi *Paddy*	Tanaman Makanan *Food Crops*	Sayur-sayuran *Vegetables*	Buah-buahan *Fruits*	Getah *Rubber*
		1	2	3	4	5
65	Enjin & Turbin, Alatan Kuasa Bendalir, Pam, Pemampat Lain, Kepala Paip dan Injap Lain	-	-	-	-	-
66	Jentera Kegunaan Umum Lain	-	-	-	-	-
67	Senjata, Peluru dan Mesin bertujuan Khas	-	-	-	-	-
68	Perkakasan Domestik	-	-	-	-	-
69	Komputer, Peranti, Mesin dan Kelengkapan Pejabat	-	-	-	-	-
70	Motor Elektrik, Penjana dan Transformer	-	-	-	-	-
71	Perkakasan Pengagihan & Pengawalan Elektrik, Bateri dan Akumulator	-	-	-	-	-
72	Kabel Gentian Optikal, Elektronik dan Elektrik Lain	-	-	-	-	-
73	Alatan Pendawaian, Kelengkapan Pencahayaan Elektrik dan Elektrik Lain	-	-	-	-	-
74	Komponen dan Papan Elektronik	-	-	-	-	-
75	Peralatan Komunikasi dan Elektronik Pengguna	-	-	-	-	-
76	Peralatan Penyinaran, Perubatan Elektro dan Elektroterapeutik	-	-	-	-	-
77	Kelengkapan Mengukur, Menguji, Memandu Arah dan Kawalan	-	-	-	-	-
78	Instrumen Optikal, Alatan Fotografi, Media Magnetik dan Optikal	-	-	-	-	-
79	Jam Tangan dan Jam	-	-	-	-	-
80	Kenderaan Bermotor, Treler dan Semi Treler	-	-	-	-	-
81	Motosikal	-	-	-	-	-
82	Kapal, Bot, Basikal dan 'Invalid Carriages'	-	-	-	-	-
83	Kelengkapan Pengangkutan Lain	-	-	-	-	-
84	Pembuatan Lain	-	-	-	-	-
85	Pembaikan & Pemasangan Mesin dan Kelengkapan	-	-	-	-	-
86	Elektrik dan Gas	-	-	-	-	-
87	Air	-	-	-	-	-
88	Pembetungan, Pengurusan Sisa & Aktiviti Pemulihan	-	-	-	-	-
89	Bangunan Kediaman	-	-	-	-	-
90	Bangunan Bukan Kediaman	-	-	-	-	-
91	Kejuruteraan Awam	-	-	-	-	-
92	Aktiviti Pembinaan Pertukangan Khas	-	-	-	-	-
93	Perdagangan Borong & Runcit, Pembaikan Kenderaan Bermotor dan Motosikal	-	-	-	-	-
94	Penginapan	-	-	-	-	-
95	Makanan dan Minuman	-	-	-	-	-
96	Pengangkutan Darat	-	-	-	-	-
97	Pengangkutan Air	-	-	-	-	-
98	Pengangkutan Udara	-	-	-	-	-
99	Penggudangan dan Aktiviti Sokongan untuk Pengangkutan	-	-	-	-	-
100	Perkhidmatan berkaitan Pengangkutan Air dan Udara	-	-	-	-	-
101	Perkhidmatan Operasi Lebuhraya, Jambatan & Terowong	-	-	-	-	-
102	Perkhidmatan Pos dan Kurier	-	-	-	-	-
103	Aktiviti Penerbitan	-	-	-	-	-
104	Telekomunikasi	-	-	-	-	-
105	Aktiviti Wayang Gambar, Pemprograman dan Penyiaran	-	-	-	-	-
106	Perkhidmatan Komputer dan Maklumat	-	-	-	-	-
107	Perantaraan Kewangan	-	-	-	-	-
108	Perkhidmatan Kewangan Lain	-	-	-	-	-
109	Insurans/ Takaful dan Tabungan Pencen	-	-	-	-	-
110	Aktiviti Sokongan Perkhidmatan Kewangan dan Insurans/ Takaful	-	-	-	-	-
111	Hartanah	-	-	-	-	-
112	Pemilikan Kediaman	-	-	-	-	-
113	Sewaan dan Pajakan	-	-	-	-	-
114	Penyelidikan dan Pembangunan Saintifik	-	-	-	-	-
115	Profesional	-	-	-	-	-
116	Perkhidmatan Perniagaan	-	-	-	-	-
117	Pentadbiran Awam	-	-	-	-	-
118	Pendidikan	-	-	-	-	-
119	Kesihatan	-	-	-	-	-
120	Ketenteraman dan Keselamatan Awam	-	-	-	-	-
121	Pentadbiran Awam Lain	-	-	-	-	-
122	Institusi bukan Keuntungan yang Berkhidmat kepada Isi Rumah	-	-	-	-	-
123	Kesenian, Hiburan dan Rekreasi	-	-	-	-	-
124	Perkhidmatan Swasta Lain	-	-	-	-	-
	JUMLAH OUTPUT KOMODITI	2,316,898	2,265,127	13,925,287	5,884,814	3,238,315
	Pembelian Langsung oleh Residen di Luar Negeri	-	-	-	-	-

Jadual 12: Jadual Pengeluaran Domestik pada Harga Asas, Aktiviti mengikut Komoditi (RM'000), 2020

Table 12: Domestic Production Tables at Basic Prices, Activity by Commodity (RM'000), 2020

Kelapa Sawit *Oil Palm*	Tanaman Bunga *Flower Plants*	Pertanian Lain *Other Agriculture*	Menternak Ayam & Itik *Poultry Farming*	Ternakan Lain *Other Livestock*	Commodity / Activity	
6	7	8	9	10		
-	-	-	-	-	Engines & Turbines, Fluid Power Equipment, Other Pumps, Compressors, Taps and Valves	65
-	-	-	-	-	Other General Purpose Machinery	66
-	-	-	-	-	Weapons, Ammunition and Special Purpose Machinery	67
-	-	-	-	-	Domestic Appliances	68
-	-	-	-	-	Computers, Peripheral, Office Equipment and Machinery	69
-	-	-	-	-	Electric Motors, Generators and Transformers	70
-	-	-	-	-	Electricity Distribution & Control Apparatus, Batteries and Accumulators	71
-	-	-	-	-	Fibre Optic, Electronic and Other Electric Cables	72
-	-	-	-	-	Wiring Devices, Electric Lighting Equipment and Other Electrical	73
-	-	-	-	-	Electronic Components and Boards	74
-	-	-	-	-	Communication Equipment and Consumer Electronics	75
-	-	-	-	-	Irradiation Equipment, Electro Medical and Electrotherapeutic	76
-	-	-	-	-	Measuring Equipment, Testing, Navigating and Control	77
-	-	-	-	-	Optical Instruments, Photographic Equipment, Magnetic and Optical Media	78
-	-	-	-	-	Watches and Clocks	79
-	-	-	-	-	Motor Vehicles, Trailers and Semi Trailers	80
-	-	-	-	-	Motorcycles	81
-	-	-	-	-	Ships, Boats, Bicycles and Invalid Carriages	82
-	-	-	-	-	Other Transport Equipment	83
-	-	-	-	-	Other Manufacturing	84
-	-	-	-	-	Repair & Installation of Machinery and Equipment	85
-	-	-	-	-	Electricity and Gas	86
-	-	-	-	-	Water	87
-	-	-	-	-	Sewerage, Waste Management & Remediation Activities	88
-	-	-	-	-	Residential Buildings	89
-	-	-	-	-	Non-Residential Buildings	90
-	-	-	-	-	Civil Engineering	91
-	-	-	-	-	Specialized Construction Activities	92
-	-	-	-	-	Wholesale & Retail Trade, Repair of Motor Vehicles and Motorcycles	93
-	-	-	-	-	Accommodation	94
-	-	-	-	-	Food and Beverage	95
-	-	-	-	-	Land Transport	96
-	-	-	-	-	Water Transport	97
-	-	-	-	-	Air Transport	98
-	-	-	-	-	Warehousing and Support Activities for Transportation	99
-	-	-	-	-	Services Incidental to Water and Air Transportation	100
-	-	-	-	-	Highway, Bridge and Tunnel Operation Services	101
-	-	-	-	-	Postal and Courier Activities	102
-	-	-	-	-	Publishing Activities	103
-	-	-	-	-	Telecommunications	104
-	-	-	-	-	Motion Picture, Programming and Broadcasting Activities	105
-	-	-	-	-	Computer and Information Services	106
-	-	-	-	-	Monetary Intermediation	107
-	-	-	-	-	Other Financial Service	108
-	-	-	-	-	Insurance/ Takaful and Pension Funding	109
-	-	-	-	-	Activities Auxiliary to Financial Service and Insurance/ Takaful	110
-	-	-	-	-	Real Estate	111
-	-	-	-	-	Ownership of Dwellings	112
-	-	-	-	-	Rental and Leasing	113
-	-	-	-	-	Scientific Research and Development	114
-	-	-	-	-	Professional	115
-	-	-	-	-	Business Services	116
-	-	-	-	-	Public Administration	117
-	-	-	-	-	Education	118
-	-	-	-	-	Health	119
-	-	-	-	-	Public Order and Safety	120
-	-	-	-	-	Other Public Administration	121
-	-	-	-	-	Non-Profit Institutions Serving Households	122
-	-	-	-	-	Arts, Entertainment and Recreation	123
-	-	-	-	-	Other Private Services	124
55,148,676	5,616,943	3,817,300	24,858,478	4,218,427	TOTAL COMMODITY OUTPUT	
-	-	-	-	-	Direct Purchases Abroad by Residents	

Jadual 12: Jadual Pengeluaran Domestik pada Harga Asas, Aktiviti mengikut Komoditi (RM'000), 2020

Table 12: Domestic Production Tables at Basic Prices, Activity by Commodity (RM'000), 2020

	Aktiviti / Komoditi	Perhutanan dan Pembalakan *Forestry and Logging*	Perikanan dan Akuakultur *Fishing and Aquaculture*	Minyak Mentah dan Gas Asli *Crude Oil and Natural Gas*	Perlombongan Bijih Besi *Mining of Metal Ores*	Pengkuarian Batu, Pasir dan Tanah Liat *Quarrying of Stone, Sand and Clay*
		11	12	13	14	15
1	Padi	-	-	-	-	-
2	Tanaman Makanan	-	-	-	-	-
3	Sayur-sayuran	-	-	-	-	-
4	Buah-buahan	-	1,136	-	-	-
5	Getah	-	-	-	-	-
6	Kelapa Sawit	1	21,054	-	-	-
7	Tanaman Bunga	-	69	-	-	-
8	Pertanian Lain	-	2,781	-	-	-
9	Ternakan Ayam dan Itik	-	664	-	-	-
10	Ternakan Lain	15,623	1,504	-	-	-
11	Perhutanan dan Pembalakan	6,342,309	-	-	-	-
12	Perikanan dan Akuakultur	-	14,050,997	-	-	-
13	Minyak Mentah dan Gas Asli	-	-	108,502,702	-	-
14	Perlombongan Bijih Besi	-	-	-	1,415,125	13,746
15	Pengkuarian Batu, Pasir dan Tanah Liat	-	-	-	-	8,035,459
16	Perlombongan dan Pengkuarian Lain	-	-	-	-	115,909
17	Pemprosesan dan Pengawetan Daging	-	-	-	-	-
18	Pemprosesan dan Pengawetan Makanan Laut	-	-	-	-	-
19	Pemprosesan dan Pengawetan Buah-buahan & Sayur-sayuran	-	-	-	-	-
20	Produk Tenusu	-	-	-	-	-
21	Minyak & Lemak Sayuran dan Haiwan	-	-	-	-	-
22	Produk Bijian, Kanji dan Produk Berkanji	-	-	-	-	-
23	Produk Bakeri	-	-	-	-	-
24	Manisan	-	-	-	-	-
25	Prosesan Makanan Lain	-	-	-	-	-
26	Makanan Haiwan Tersedia	-	-	-	-	-
27	Spirit, Wain dan Minuman Keras	-	-	-	-	-
28	Minuman Ringan, Air Mineral & Minuman Lain yang Dibotolkan	-	-	-	-	-
29	Produk Tembakau	-	-	-	-	-
30	Penyediaan, Pemintalan dan Penenunan Tekstil	-	-	-	-	-
31	Penyiapan Akhir Tekstil	-	-	-	-	-
32	Tekstil Lain	-	-	-	-	-
33	Pakaian	-	-	-	-	-
34	Produk Kulit	-	-	-	-	-
35	Kasut	-	-	-	-	-
36	Pengilangan dan Pengetaman Kayu	-	-	-	-	-
37	Kepingan Venier dan Panel berasaskan Kayu	-	-	-	-	-
38	Pertukangan Kayu dan Tanggam untuk Jurubina	-	-	-	-	-
39	Bekas Kayu dan Produk Kayu Lain	-	-	-	-	-
40	Kertas dan Produk Kertas	-	-	-	-	-
41	Perabot	-	-	-	-	-
42	Penerbitan Semula Media Rakaman	-	-	-	-	-
43	Percetakan	-	-	-	-	-
44	Kok dan Produk Petroleum Bertapis	-	-	187,630	-	-
45	Kimia Asas	-	-	-	-	-
46	Baja dan Sebatian Nitrogen	-	-	-	-	-
47	Cat dan Varnis	-	-	-	-	-
48	Produk Farmaseutikal, Kimia Perubatan & Botani	-	-	-	-	-
49	Sabun & Bahan Pencuci, Pencuci dan Pengilat, Pewangi dan Dandanan Diri	-	-	-	-	-
50	Produk Kimia Lain	-	-	-	-	-
51	Tayar dan Tiub Getah	-	-	-	-	-
52	Prosesan Getah	-	-	-	-	-
53	Sarung Tangan Getah	-	-	-	-	-
54	Produk Getah Lain	-	-	-	-	-
55	Produk Plastik	-	-	-	-	-
56	Kaca dan Produk Kaca	-	-	-	-	-
57	Produk Refraktori, Tanah Liat, Porselin dan Seramik	-	-	-	-	-
58	Simen, Kapur dan Plaster	-	-	-	-	-
59	Produk Mineral bukan Logam	-	-	-	-	-
60	Besi dan Keluli Asas	-	-	-	-	-
61	Logam Asas Berharga dan Logam bukan Ferus Lain	-	-	-	-	-
62	Pengacuan Logam	-	-	-	-	-
63	Produk Struktur Logam, Tangki, Takungan dan Penjana Wap	-	-	-	-	-
64	Produk Logam Lain yang Direka	-	-	-	-	-

Jadual 12: Jadual Pengeluaran Domestik pada Harga Asas, Aktiviti mengikut Komoditi (RM'000), 2020

Table 12: Domestic Production Tables at Basic Prices, Activity by Commodity (RM'000), 2020

Perlombongan dan Pengkuarian Lain *Other Mining and Quarrying*	Pemprosesan dan Pengawetan Daging *Processing and Preserving of Meat*	Pemprosesan dan Pengawetan Makanan Laut *Processing and Preserving of Seafood*	Pemprosesan dan Pengawetan Buah-buahan & Sayur-sayuran *Processing and Preserving of Fruits & Vegetables*	Produk Tenusu *Dairy Products*	Commodity / Activity	
16	17	18	19	20		
-	-	-	-	-	Paddy	1
-	-	-	169	-	Food Crops	2
-	-	-	-	-	Vegetables	3
-	-	-	12,063	-	Fruits	4
-	-	-	75	-	Rubber	5
-	-	-	31,884	-	Oil Palm	6
-	-	-	-	-	Flower Plants	7
-	-	-	29	-	Other Agriculture	8
-	38,551	-	-	-	Poultry Farming	9
-	3,162	-	-	-	Other Livestock	10
-	-	-	-	-	Forestry and Logging	11
-	-	129,912	-	-	Fishing and Aquaculture	12
-	-	-	-	-	Crude Oil and Natural Gas	13
318	-	-	-	-	Mining of Metal Ores	14
-	-	-	-	-	Quarrying of Stone, Sand and Clay	15
663,942	-	-	-	-	Other Mining and Quarrying	16
-	9,041,199	85,145	-	-	Processing and Preserving of Meat	17
-	8,029	6,837,522	106,442	5,857	Processing and Preserving of Seafood	18
-	-	163	1,794,750	897	Processing and Preserving of Fruits & Vegetables	19
-	-	-	-	11,004,637	Dairy Products	20
-	21,903	-	116	-	Vegetable & Animal Oils and Fats	21
-	-	-	1,363	976	Grain Mill Products, Starches and Starch Products	22
-	117	16,232	23,950	67	Bakery Products	23
-	-	-	95	32,644	Confectionery	24
-	118,299	16,766	84,314	255,828	Other Food Processing	25
-	-	-	60	-	Prepared Animal Feeds	26
-	-	-	-	-	Spirits, Wines and Liquors	27
-	25,990	3,282	7,731	-	Soft Drinks, Mineral Waters and Other Bottled Waters	28
-	-	-	-	-	Tobacco Products	29
-	-	-	-	-	Preparation, Spinning and Weaving of Textiles	30
-	-	-	-	-	Finishing of Textiles	31
-	-	-	-	-	Other Textiles	32
-	-	-	-	-	Wearing Apparel	33
-	-	-	-	-	Leather Products	34
-	-	-	-	-	Footwear	35
-	-	-	-	-	Sawmilling and Planning of Wood	36
-	-	-	-	-	Veneer Sheets and Wood-based Panels	37
-	-	-	-	-	Builders' Carpentry and Joinery	38
-	-	-	-	-	Wooden Containers and Other Wood Products	39
-	-	-	-	-	Paper and Paper Products	40
-	-	-	-	-	Furniture	41
-	-	-	-	-	Reproduction of Recorded Media	42
-	-	-	-	-	Printing	43
-	-	-	-	-	Coke and Refined Petroleum Products	44
-	-	-	-	-	Basic Chemicals	45
-	-	-	-	-	Fertilizers and Nitrogen Compounds	46
-	-	-	-	-	Paints and Varnishes	47
-	-	24	-	-	Pharmaceuticals, Medicinal Chemical & Botanical Products	48
-	-	-	-	-	Soaps & Detergents, Cleaning & Polishing, Perfumes and Toilet Preparations	49
-	-	-	-	-	Other Chemicals Products	50
-	-	-	-	-	Rubber Tyres and Tubes	51
-	-	-	-	-	Rubber Processing	52
-	-	-	-	-	Rubber Gloves	53
-	-	-	-	-	Other Rubber Products	54
-	-	-	-	-	Plastic Products	55
-	-	-	-	-	Glass and Glass Products	56
-	-	-	-	-	Refractory, Clay, Porcelain and Ceramic Products	57
-	-	-	-	-	Cement, Lime and Plaster	58
-	-	-	-	-	Non-Metallic Mineral Products	59
-	-	-	-	-	Basic Iron and Steel	60
-	-	-	-	-	Basic Precious and Other Non-Ferrous Metals	61
-	-	-	-	-	Casting of Metals	62
-	31,861	-	-	-	Structural Metal Products, Tanks, Reservoirs and Steam Generators	63
-	-	-	-	-	Other Fabricated Metal Products	64

Jadual 12: Jadual Pengeluaran Domestik pada Harga Asas, Aktiviti mengikut Komoditi (RM'000), 2020

Table 12: Domestic Production Tables at Basic Prices, Activity by Commodity (RM'000), 2020

	Aktiviti / Komoditi	Perhutanan dan Pembalakan *Forestry and Logging*	Perikanan dan Akuakultur *Fishing and Aquaculture*	Minyak Mentah dan Gas Asli *Crude Oil and Natural Gas*	Perlombongan Bijih Besi *Mining of Metal Ores*	Pengkuarian Batu, Pasir dan Tanah Liat *Quarrying of Stone, Sand and Clay*
		11	12	13	14	15
65	Enjin & Turbin, Alatan Kuasa Bendalir, Pam, Pemampat Lain, Kepala Paip dan Injap Lain	-	-	-	-	-
66	Jentera Kegunaan Umum Lain	-	-	-	-	-
67	Senjata, Peluru dan Mesin bertujuan Khas	-	-	-	-	-
68	Perkakasan Domestik	-	-	-	-	-
69	Komputer, Peranti, Mesin dan Kelengkapan Pejabat	-	-	-	-	-
70	Motor Elektrik, Penjana dan Transformer	-	-	-	-	-
71	Perkakasan Pengagihan & Pengawalan Elektrik, Bateri dan Akumulator	-	-	-	-	-
72	Kabel Gentian Optikal, Elektronik dan Elektrik Lain	-	-	-	-	-
73	Alatan Pendawaian, Kelengkapan Pencahayaan Elektrik dan Elektrik Lain	-	-	-	-	-
74	Komponen dan Papan Elektronik	-	-	-	-	-
75	Peralatan Komunikasi dan Elektronik Pengguna	-	-	-	-	-
76	Peralatan Penyinaran, Perubatan Elektro dan Elektroterapeutik	-	-	-	-	-
77	Kelengkapan Mengukur, Menguji, Memandu Arah dan Kawalan	-	-	-	-	-
78	Instrumen Optikal, Alatan Fotografi, Media Magnetik dan Optikal	-	-	-	-	-
79	Jam Tangan dan Jam	-	-	-	-	-
80	Kenderaan Bermotor, Treler dan Semi Treler	-	-	-	-	-
81	Motosikal	-	-	-	-	-
82	Kapal, Bot, Basikal dan 'Invalid Carriages'	-	-	-	-	-
83	Kelengkapan Pengangkutan Lain	-	-	-	-	-
84	Pembuatan Lain	-	-	-	-	-
85	Pembaikan & Pemasangan Mesin dan Kelengkapan	-	-	-	-	-
86	Elektrik dan Gas	-	-	-	-	-
87	Air	-	-	-	-	-
88	Pembetungan, Pengurusan Sisa & Aktiviti Pemulihan	-	-	-	-	-
89	Bangunan Kediaman	-	-	-	-	-
90	Bangunan Bukan Kediaman	-	-	-	-	-
91	Kejuruteraan Awam	-	-	-	-	-
92	Aktiviti Pembinaan Pertukangan Khas	-	-	-	-	-
93	Perdagangan Borong & Runcit, Pembaikan Kenderaan Bermotor dan Motosikal	-	-	-	-	-
94	Penginapan	-	-	-	-	-
95	Makanan dan Minuman	-	-	-	-	-
96	Pengangkutan Darat	-	-	-	-	-
97	Pengangkutan Air	-	-	-	-	-
98	Pengangkutan Udara	-	-	-	-	-
99	Penggudangan dan Aktiviti Sokongan untuk Pengangkutan	-	-	-	-	-
100	Perkhidmatan berkaitan Pengangkutan Air dan Udara	-	-	-	-	-
101	Perkhidmatan Operasi Lebuhraya, Jambatan dan Terowong	-	-	-	-	-
102	Perkhidmatan Pos dan Kurier	-	-	-	-	-
103	Aktiviti Penerbitan	-	-	-	-	-
104	Telekomunikasi	-	-	-	-	-
105	Aktiviti Wayang Gambar, Pemprograman dan Penyiaran	-	-	-	-	-
106	Perkhidmatan Komputer dan Maklumat	-	-	-	-	-
107	Perantaraan Kewangan	-	-	-	-	-
108	Perkhidmatan Kewangan Lain	-	-	-	-	-
109	Insurans/ Takaful dan Tabungan Pencen	-	-	-	-	-
110	Aktiviti Sokongan Perkhidmatan Kewangan dan Insurans/ Takaful	-	-	-	-	-
111	Hartanah	-	-	-	-	-
112	Pemilikan Kediaman	-	-	-	-	-
113	Sewaan dan Pajakan	-	-	-	-	-
114	Penyelidikan dan Pembangunan Saintifik	-	-	-	-	-
115	Profesional	-	-	-	-	-
116	Perkhidmatan Perniagaan	-	-	-	-	-
117	Pentadbiran Awam	-	-	-	-	-
118	Pendidikan	-	-	-	-	-
119	Kesihatan	-	-	-	-	-
120	Ketenteraman dan Keselamatan Awam	-	-	-	-	-
121	Pentadbiran Awam Lain	-	-	-	-	-
122	Institusi bukan Keuntungan yang Berkhidmat kepada Isi Rumah	-	-	-	-	-
123	Kesenian, Hiburan dan Rekreasi	-	-	-	-	-
124	Perkhidmatan Swasta Lain	-	-	-	-	-
	JUMLAH OUTPUT KOMODITI	6,357,933	14,078,204	108,690,332	1,415,125	8,165,114
	Pembelian Langsung oleh Residen di Luar Negeri	-	-	-	-	-

Jadual 12: Jadual Pengeluaran Domestik pada Harga Asas, Aktiviti mengikut Komoditi (RM'000), 2020

Table 12: Domestic Production Tables at Basic Prices, Activity by Commodity (RM'000), 2020

Perlombongan dan Pengkuarian Lain *Other Mining and Quarrying*	Pemprosesan dan Pengawetan Daging *Processing and Preserving of Meat*	Pemprosesan dan Pengawetan Makanan Laut *Processing and Preserving of Seafood*	Pemprosesan dan Pengawetan Buah-buahan & Sayur-sayuran *Processing and Preserving of Fruits & Vegetables*	Produk Tenusu *Dairy Products*	Commodity / Activity	
16	17	18	19	20		
-	-	-	-	-	Engines & Turbines, Fluid Power Equipment, Other Pumps, Compressors, Taps and Valves	65
-	-	-	-	-	Other General Purpose Machinery	66
-	-	-	-	-	Weapons, Ammunition and Special Purpose Machinery	67
-	-	-	-	-	Domestic Appliances	68
-	-	-	-	-	Computers, Peripheral, Office Equipment and Machinery	69
-	-	-	-	-	Electric Motors, Generators and Transformers	70
-	-	-	-	-	Electricity Distribution & Control Apparatus, Batteries and Accumulators	71
-	-	-	-	-	Fibre Optic, Electronic and Other Electric Cables	72
-	-	-	-	-	Wiring Devices, Electric Lighting Equipment and Other Electrical	73
-	-	-	-	-	Electronic Components and Boards	74
-	-	-	-	-	Communication Equipment and Consumer Electronics	75
-	-	-	-	-	Irradiation Equipment, Electro Medical and Electrotherapeutic	76
-	-	-	-	-	Measuring Equipment, Testing, Navigating and Control	77
-	-	-	-	-	Optical Instruments, Photographic Equipment, Magnetic and Optical Media	78
-	-	-	-	-	Watches and Clocks	79
-	-	-	-	-	Motor Vehicles, Trailers and Semi Trailers	80
-	-	-	-	-	Motorcycles	81
-	-	-	-	-	Ships, Boats, Bicycles and Invalid Carriages	82
-	-	-	-	-	Other Transport Equipment	83
-	-	-	-	-	Other Manufacturing	84
-	-	-	-	-	Repair & Installation of Machinery and Equipment	85
-	-	-	-	-	Electricity and Gas	86
-	-	-	-	-	Water	87
-	-	-	-	-	Sewerage, Waste Management & Remediation Activities	88
-	-	-	-	-	Residential Buildings	89
-	-	-	-	-	Non-Residential Buildings	90
-	-	-	-	-	Civil Engineering	91
-	-	-	-	-	Specialized Construction Activities	92
-	-	-	-	-	Wholesale & Retail Trade, Repair of Motor Vehicles and Motorcycles	93
-	-	-	-	-	Accommodation	94
-	-	-	-	-	Food and Beverage	95
-	-	-	-	-	Land Transport	96
-	-	-	-	-	Water Transport	97
-	-	-	-	-	Air Transport	98
-	-	-	-	-	Warehousing and Support Activities for Transportation	99
-	-	-	-	-	Services Incidental to Water and Air Transportation	100
-	-	-	-	-	Highway Operation Services, Bridge and Tunnel	101
-	-	-	-	-	Postal and Courier Activities	102
-	-	-	-	-	Publishing Activities	103
-	-	-	-	-	Telecommunications	104
-	-	-	-	-	Motion Picture, Programming and Broadcasting Activities	105
-	-	-	-	-	Computer and Information Services	106
-	-	-	-	-	Monetary Intermediation	107
-	-	-	-	-	Other Financial Service	108
-	-	-	-	-	Insurance/ Takaful and Pension Funding	109
-	-	-	-	-	Activities Auxiliary to Financial Service and Insurance/ Takaful	110
-	-	-	-	-	Real Estate	111
-	-	-	-	-	Ownership of Dwellings	112
-	-	-	-	-	Rental and Leasing	113
-	-	-	-	-	Scientific Research and Development	114
-	-	-	-	-	Professional	115
-	-	-	-	-	Business Services	116
-	-	-	-	-	Public Administration	117
-	-	-	-	-	Education	118
-	-	-	-	-	Health	119
-	-	-	-	-	Public Order and Safety	120
-	-	-	-	-	Other Public Administration	121
-	-	-	-	-	Non-Profit Institutions Serving Households	122
-	-	-	-	-	Arts, Entertainment and Recreation	123
-	-	-	-	-	Other Private Services	124
664,260	9,289,110	7,089,047	2,063,042	11,300,904	TOTAL COMMODITY OUTPUT	
-	-	-	-	-	Direct Purchases Abroad by Residents	

Jadual 12: Jadual Pengeluaran Domestik pada Harga Asas, Aktiviti mengikut Komoditi (RM'000), 2020

Table 12: Domestic Production Tables at Basic Prices, Activity by Commodity (RM'000), 2020

	Aktiviti \ Komoditi	Minyak & Lemak Sayuran dan Haiwan *Vegetable & Animal Oils and Fats*	Produk Bijian, Kanji dan Produk Berkanji *Grain Mill Products, Starches and Starch Products*	Produk Bakeri *Bakery Products*	Manisan *Confectioneny*	Prosesan Makanan Lain *Other Food Processing*
		21	22	23	24	25
1	Padi	-	-	-	-	-
2	Tanaman Makanan	-	-	-	-	-
3	Sayur-sayuran	-	-	3,793	-	-
4	Buah-buahan	-	-	4,392	-	-
5	Getah	-	-	-	-	-
6	Kelapa Sawit	-	-	-	-	-
7	Tanaman Bunga	-	-	59	-	-
8	Pertanian Lain	-	-	136	-	-
9	Ternakan Ayam dan Itik	-	-	-	-	-
10	Ternakan Lain	-	-	-	-	-
11	Perhutanan dan Pembalakan	-	-	-	-	-
12	Perikanan dan Akuakultur	-	-	-	-	-
13	Minyak Mentah dan Gas Asli	-	-	-	-	-
14	Perlombongan Bijih Besi	-	-	-	-	-
15	Pengkuarian Batu, Pasir dan Tanah Liat	-	-	-	-	-
16	Perlombongan dan Pengkuarian Lain	-	-	-	-	-
17	Pemprosesan dan Pengawetan Daging	-	751	1,006	-	352,424
18	Pemprosesan dan Pengawetan Makanan Laut	7,137	165	9,863	-	26,436
19	Pemprosesan dan Pengawetan Buah-buahan & Sayur-sayuran	-	198	5,985	1,241	14,494
20	Produk Tenusu	85,677	250,840	-	264,374	1,030,771
21	Minyak & Lemak Sayuran dan Haiwan	142,355,967	2,332	-	40,460	457
22	Produk Bijian, Kanji dan Produk Berkanji	-	9,731,811	-	-	4,410
23	Produk Bakeri	2	132,123	13,040,324	22,151	52,681
24	Manisan	-	47	1,388	15,431,598	1,658
25	Prosesan Makanan Lain	13,839	64,380	43,858	40,049	14,981,405
26	Makanan Haiwan Tersedia	-	706	-	-	-
27	Spirit, Wain dan Minuman Keras	-	-	-	-	-
28	Minuman Ringan, Air Mineral & Minuman Lain yang Dibotolkan	-	26	10,947	1,599	13,512
29	Produk Tembakau	-	-	-	-	-
30	Penyediaan, Pemintalan dan Penenunan Tekstil	-	-	-	-	-
31	Penyiapan Akhir Tekstil	-	-	-	-	-
32	Tekstil Lain	-	-	-	-	-
33	Pakaian	-	-	-	-	-
34	Produk Kulit	-	-	-	-	-
35	Kasut	-	-	-	-	-
36	Pengilangan dan Pengetaman Kayu	3,760	-	-	-	-
37	Kepingan Venier dan Panel berasaskan Kayu	-	-	-	-	-
38	Pertukangan Kayu dan Tanggam untuk Jurubina	-	-	-	-	-
39	Bekas Kayu dan Produk Kayu Lain	-	-	-	-	-
40	Kertas dan Produk Kertas	-	-	-	-	-
41	Perabot	56	-	-	-	-
42	Penerbitan Semula Media Rakaman	-	-	-	-	-
43	Percetakan	-	-	-	-	-
44	Kok dan Produk Petroleum Bertapis	520,328	-	-	-	-
45	Kimia Asas	329,526	-	-	-	-
46	Baja dan Sebatian Nitrogen	-	-	-	-	-
47	Cat dan Varnis	-	-	-	-	-
48	Produk Farmaseutikal, Kimia Perubatan & Botani	-	-	-	-	14,158
49	Sabun & Bahan Pencuci, Pencuci dan Pengilat, Pewangi dan Dandanan Diri	579	-	-	-	3,600
50	Produk Kimia Lain	-	-	-	-	2,159
51	Tayar dan Tiub Getah	-	-	-	-	-
52	Prosesan Getah	-	-	-	-	-
53	Sarung Tangan Getah	-	-	-	-	-
54	Produk Getah Lain	-	-	-	-	-
55	Produk Plastik	-	-	-	-	-
56	Kaca dan Produk Kaca	-	-	-	-	-
57	Produk Refraktori, Tanah Liat, Porselin dan Seramik	-	-	-	-	-
58	Simen, Kapur dan Plaster	-	-	-	-	-
59	Produk Mineral bukan Logam	-	-	-	-	-
60	Besi dan Keluli Asas	-	-	-	-	-
61	Logam Asas Berharga dan Logam bukan Ferus Lain	-	-	-	-	-
62	Pengacuan Logam	-	-	-	-	-
63	Produk Struktur Logam, Tangki, Takungan dan Penjana Wap	-	-	-	-	-
64	Produk Logam Lain yang Direka	-	-	-	-	-

Jadual 12: Jadual Pengeluaran Domestik pada Harga Asas, Aktiviti mengikut Komoditi (RM'000), 2020

Table 12: Domestic Production Tables at Basic Prices, Activity by Commodity (RM'000), 2020

Makanan Haiwan Tersedia *Prepared Animal Feeds*	Spirit, Wain dan Minuman Keras *Spirits, Wines and Liquors*	Minuman Ringan, Air Mineral dan Minuman Lain yang Dibotolkan *Soft Drinks, Mineral Waters and Other Bottled Waters*	Produk Tembakau *Tobacco Products*	Penyediaan, Pemintalan dan Penenunan Tekstil *Preparation, Spinning and Weaving of Textiles*	Commodity / Activity	
26	27	28	29	30		
-	-	-	-	-	Paddy	1
-	-	-	-	-	Food Crops	2
-	-	-	-	-	Vegetables	3
-	-	-	-	-	Fruits	4
-	-	-	-	-	Rubber	5
-	-	-	-	-	Oil Palm	6
-	-	-	-	-	Flower Plants	7
-	-	-	-	-	Other Agriculture	8
-	-	-	-	-	Poultry Farming	9
-	-	-	-	-	Other Livestock	10
-	-	-	-	-	Forestry and Logging	11
-	-	-	-	-	Fishing and Aquaculture	12
-	-	-	-	-	Crude Oil and Natural Gas	13
-	-	-	-	-	Mining of Metal Ores	14
-	-	-	-	-	Quarrying of Stone, Sand and Clay	15
-	-	-	-	-	Other Mining and Quarrying	16
288	-	-	-	-	Processing and Preserving of Meat	17
-	-	26,645	-	-	Processing and Preserving of Seafood	18
-	-	1,551	-	-	Processing and Preserving of Fruits & Vegetables	19
-	-	134,729	-	-	Dairy Products	20
1,378	-	71,469	-	-	Vegetable & Animal Oils and Fats	21
-	-	-	-	-	Grain Mill Products, Starches and Starch Products	22
-	-	6,034	-	-	Bakery Products	23
-	92,511	116,849	-	-	Confectionery	24
-	21,663	58,860	-	-	Other Food Processing	25
10,028,728	-	-	-	-	Prepared Animal Feeds	26
-	3,410,954	-	-	-	Spirits, Wines and Liquors	27
3,107	13	7,038,678	-	-	Soft Drinks, Mineral Waters and Other Bottled Waters	28
-	-	-	4,965,527	-	Tobacco Products	29
-	-	-	-	4,382,205	Preparation, Spinning and Weaving of Textiles	30
-	-	-	-	25,438	Finishing of Textiles	31
-	-	-	-	197,377	Other Textiles	32
-	-	-	-	403	Wearing Apparel	33
-	-	-	-	-	Leather Products	34
-	-	-	-	-	Footwear	35
-	-	-	-	-	Sawmilling and Planning of Wood	36
-	-	-	-	-	Veneer Sheets and Wood-based Panels	37
-	-	-	-	-	Builders' Carpentry and Joinery	38
-	-	-	-	-	Wooden Containers and Other Wood Products	39
-	-	-	-	8,536	Paper and Paper Products	40
-	-	-	-	86	Furniture	41
-	-	-	-	-	Reproduction of Recorded Media	42
-	-	743	-	-	Printing	43
-	-	-	-	-	Coke and Refined Petroleum Products	44
-	5,995	-	-	-	Basic Chemicals	45
-	-	-	-	-	Fertilizers and Nitrogen Compounds	46
-	-	-	-	-	Paints and Varnishes	47
-	747	4,147	-	-	Pharmaceuticals, Medicinal Chemical & Botanical Products	48
-	-	510	-	-	Soaps & Detergents, Cleaning & Polishing, Perfumes and Toilet Preparations	49
-	-	-	-	12,234	Other Chemicals Products	50
-	-	-	-	-	Rubber Tyres and Tubes	51
-	-	-	-	-	Rubber Processing	52
-	-	-	-	-	Rubber Gloves	53
-	-	-	-	-	Other Rubber Products	54
-	-	-	-	28,545	Plastic Products	55
-	-	-	-	-	Glass and Glass Products	56
-	-	-	-	-	Refractory, Clay, Porcelain and Ceramic Products	57
-	-	-	-	-	Cement, Lime and Plaster	58
-	-	-	-	-	Non-Metallic Mineral Products	59
-	-	-	-	-	Basic Iron and Steel	60
-	-	-	-	-	Basic Precious and Other Non-Ferrous Metals	61
-	-	-	-	-	Casting of Metals	62
-	-	-	-	-	Structural Metal Products, Tanks, Reservoirs and Steam Generators	63
-	-	-	-	-	Other Fabricated Metal Products	64

Jadual 12: Jadual Pengeluaran Domestik pada Harga Asas, Aktiviti mengikut Komoditi (RM'000), 2020

Table 12: Domestic Production Tables at Basic Prices, Activity by Commodity (RM'000), 2020

	Aktiviti / Komoditi	Minyak & Lemak Sayuran dan Haiwan *Vegetable & Animal Oils and Fats*	Produk Bijian, Kanji dan Produk Berkanji *Grain Mill Products, Starches and Starch Products*	Produk Bakeri *Bakery Products*	Manisan *Confectioney*	Prosesan Makanan Lain *Other Food Processing*
		21	22	23	24	25
65	Enjin & Turbin, Alatan Kuasa Bendalir, Pam, Pemampat Lain, Kepala Paip dan Injap Lain	-	-	-	-	-
66	Jentera Kegunaan Umum Lain	-	-	-	-	-
67	Senjata, Peluru dan Mesin bertujuan Khas	-	120	-	-	-
68	Perkakasan Domestik	-	-	-	-	-
69	Komputer, Peranti, Mesin dan Kelengkapan Pejabat	-	-	-	-	-
70	Motor Elektrik, Penjana dan Transformer	-	-	-	-	-
71	Perkakasan Pengagihan & Pengawalan Elektrik, Bateri dan Akumulator	-	-	-	-	-
72	Kabel Gentian Optikal, Elektronik dan Elektrik Lain	-	-	-	-	-
73	Alatan Pendawaian, Kelengkapan Pencahayaan Elektrik dan Elektrik Lain	-	-	-	-	-
74	Komponen dan Papan Elektronik	-	-	-	-	-
75	Peralatan Komunikasi dan Elektronik Pengguna	-	-	-	-	-
76	Peralatan Penyinaran, Perubatan Elektro dan Elektroterapeutik	-	-	-	-	-
77	Kelengkapan Mengukur, Menguji, Memandu Arah dan Kawalan	-	-	-	-	-
78	Instrumen Optikal, Alatan Fotografi, Media Magnetik dan Optikal	-	-	-	-	-
79	Jam Tangan dan Jam	-	-	-	-	-
80	Kenderaan Bermotor, Treler dan Semi Treler	-	-	-	-	-
81	Motosikal	-	-	-	-	-
82	Kapal, Bot, Basikal dan 'Invalid Carriages'	-	-	-	-	-
83	Kelengkapan Pengangkutan Lain	-	-	-	-	-
84	Pembuatan Lain	-	-	-	-	-
85	Pembaikan & Pemasangan Mesin dan Kelengkapan	-	-	-	-	-
86	Elektrik dan Gas	-	-	-	-	-
87	Air	-	-	-	-	-
88	Pembetungan, Pengurusan Sisa & Aktiviti Pemulihan	-	-	-	-	-
89	Bangunan Kediaman	-	-	-	-	-
90	Bangunan Bukan Kediaman	-	-	-	-	-
91	Kejuruteraan Awam	-	-	-	-	-
92	Aktiviti Pembinaan Pertukangan Khas	-	-	-	-	-
93	Perdagangan Borong & Runcit, Pembaikan Kenderaan Bermotor dan Motosikal	-	-	-	-	-
94	Penginapan	-	-	-	-	-
95	Makanan dan Minuman	-	-	-	-	-
96	Pengangkutan Darat	-	-	-	-	-
97	Pengangkutan Air	-	-	-	-	-
98	Pengangkutan Udara	-	-	-	-	-
99	Penggudangan dan Aktiviti Sokongan untuk Pengangkutan	-	-	-	-	-
100	Perkhidmatan berkaitan Pengangkutan Air dan Udara	-	-	-	-	-
101	Perkhidmatan Operasi Lebuhraya, Jambatan dan Terowong	-	-	-	-	-
102	Perkhidmatan Pos dan Kurier	-	-	-	-	-
103	Aktiviti Penerbitan	-	-	-	-	-
104	Telekomunikasi	-	-	-	-	-
105	Aktiviti Wayang Gambar, Pemprograman dan Penyiaran	-	-	-	-	-
106	Perkhidmatan Komputer dan Maklumat	-	-	-	-	-
107	Perantaraan Kewangan	-	-	-	-	-
108	Perkhidmatan Kewangan Lain	-	-	-	-	-
109	Insurans/ Takaful dan Tabungan Pencen	-	-	-	-	-
110	Aktiviti Sokongan Perkhidmatan Kewangan dan Insurans/ Takaful	-	-	-	-	-
111	Hartanah	-	-	-	-	-
112	Pemilikan Kediaman	-	-	-	-	-
113	Sewaan dan Pajakan	-	-	-	-	-
114	Penyelidikan dan Pembangunan Saintifik	-	-	-	-	-
115	Profesional	-	-	-	-	-
116	Perkhidmatan Perniagaan	-	-	-	-	-
117	Pentadbiran Awam	-	-	-	-	-
118	Pendidikan	-	-	-	-	-
119	Kesihatan	-	-	-	-	-
120	Ketenteraman dan Keselamatan Awam	-	-	-	-	-
121	Pentadbiran Awam Lain	-	-	-	-	-
122	Institusi bukan Keuntungan yang Berkhidmat kepada Isi Rumah	-	-	-	-	-
123	Kesenian, Hiburan dan Rekreasi	-	-	-	-	-
124	Perkhidmatan Swasta Lain	-	-	-	-	-
	JUMLAH OUTPUT KOMODITI	143,316,870	10,183,497	13,121,750	15,801,473	16,498,166
	Pembelian Langsung oleh Residen di Luar Negeri	-	-	-	-	-

Jadual 12: Jadual Pengeluaran Domestik pada Harga Asas, Aktiviti mengikut Komoditi (RM'000), 2020

Table 12: Domestic Production Tables at Basic Prices, Activity by Commodity (RM'000), 2020

Makanan Haiwan Tersedia *Prepared Animal Feeds*	Spirit, Wain dan Minuman Keras *Spirits, Wines and Liquors*	Minuman Ringan, Air Mineral dan Minuman Lain yang Dibotolkan *Soft Drinks, Mineral Waters and Other Bottled Waters*	Produk Tembakau *Tobacco Products*	Penyediaan, Pemintalan dan Penenunan Tekstil *Preparation, Spinning and Weaving of Textiles*	Commodity / Activity	
26	27	28	29	30		
-	-	-	-	-	Engines & Turbines, Fluid Power Equipment, Other Pumps, Compressors, Taps and Valves	65
-	-	-	-	-	Other General Purpose Machinery	66
-	-	-	-	-	Weapons, Ammunition and Special Purpose Machinery	67
-	6,300	-	-	-	Domestic Appliances	68
-	-	-	-	-	Computers, Peripheral, Office Equipment and Machinery	69
-	-	-	-	-	Electric Motors, Generators and Transformers	70
-	-	-	-	-	Electricity Distribution & Control Apparatus, Batteries and Accumulators	71
-	-	-	-	-	Fibre Optic, Electronic and Other Electric Cables	72
-	-	-	-	-	Wiring Devices, Electric Lighting Equipment and Other Electrical	73
-	-	-	-	-	Electronic Components and Boards	74
-	-	-	-	-	Communication Equipment and Consumer Electronics	75
-	-	-	-	-	Irradiation Equipment, Electro Medical and Electrotherapeutic	76
-	-	-	-	-	Measuring Equipment, Testing, Navigating and Control	77
-	-	-	-	-	Optical Instruments, Photographic Equipment, Magnetic and Optical Media	78
-	-	-	-	-	Watches and Clocks	79
-	-	-	-	-	Motor Vehicles, Trailers and Semi Trailers	80
-	-	-	-	-	Motorcycles	81
-	-	-	-	-	Ships, Boats, Bicycles and Invalid Carriages	82
-	-	-	-	-	Other Transport Equipment	83
-	-	91	-	50	Other Manufacturing	84
-	-	-	-	-	Repair & Installation of Machinery and Equipment	85
-	-	-	-	-	Electricity and Gas	86
-	-	-	-	-	Water	87
-	-	-	-	-	Sewerage, Waste Management & Remediation Activities	88
-	-	-	-	-	Residential Buildings	89
-	-	-	-	-	Non-Residential Buildings	90
-	-	-	-	-	Civil Engineering	91
-	-	-	-	-	Specialised Construction Activities	92
-	-	-	-	-	Wholesale & Retail Trade, Repair of Motor Vehicles and Motorcycles	93
-	-	-	-	-	Accommodation	94
-	-	-	-	-	Food and Beverage	95
-	-	-	-	-	Land Transport	96
-	-	-	-	-	Water Transport	97
-	-	-	-	-	Air Transport	98
-	-	-	-	-	Warehousing and Support Activities for Transportation	99
-	-	-	-	-	Services Incidental to Water and Air Transportation	100
-	-	-	-	-	Highway Operation Services, Bridge and Tunnel	101
-	-	-	-	-	Postal and Courier Activities	102
-	-	-	-	-	Publishing Activities	103
-	-	-	-	-	Telecommunications	104
-	-	-	-	-	Motion Picture, Programming and Broadcasting Activities	105
-	-	-	-	-	Computer and Information Services	106
-	-	-	-	-	Monetary Intermediation	107
-	-	-	-	-	Other Financial Service	108
-	-	-	-	-	Insurance/ Takaful and Pension Funding	109
-	-	-	-	-	Activities Auxiliary to Financial Service and Insurance/ Takaful	110
-	-	-	-	-	Real Estate	111
-	-	-	-	-	Ownership of Dwellings	112
-	-	-	-	-	Rental and Leasing	113
-	-	-	-	-	Scientific Research and Development	114
-	-	-	-	-	Professional	115
-	-	-	-	-	Business Services	116
-	-	-	-	-	Public Administration	117
-	-	-	-	-	Education	118
-	-	-	-	-	Health	119
-	-	-	-	-	Public Order and Safety	120
-	-	-	-	-	Other Public Administration	121
-	-	-	-	-	Non-Profit Institutions Serving Households	122
-	-	-	-	-	Arts, Entertainment and Recreation	123
-	-	-	-	-	Other Private Services	124
10,033,501	3,538,182	7,460,306	4,965,527	4,654,873	TOTAL COMMODITY OUTPUT	
-	-	-	-	-	Direct Purchases Abroad by Residents	

Jadual 12: Jadual Pengeluaran Domestik pada Harga Asas, Aktiviti mengikut Komoditi (RM'000), 2020

Table 12: Domestic Production Tables at Basic Prices, Activity by Commodity (RM'000), 2020

	Aktiviti \ Komoditi	Penyiapan Akhir Tekstil *Finishing of Textiles*	Tekstil Lain *Other Textiles*	Pakaian *Wearing Apparel*	Produk Kulit *Leather Products*	Kasut *Footwear*
		31	32	33	34	35
1	Padi	-	-	-	-	-
2	Tanaman Makanan	-	-	-	-	-
3	Sayur-sayuran	-	-	-	-	-
4	Buah-buahan	-	-	-	-	-
5	Getah	-	-	-	-	-
6	Kelapa Sawit	-	-	-	-	-
7	Tanaman Bunga	-	-	-	-	-
8	Pertanian Lain	-	-	-	-	-
9	Ternakan Ayam dan Itik	-	-	-	-	-
10	Ternakan Lain	-	-	-	-	-
11	Perhutanan dan Pembalakan	-	-	-	-	-
12	Perikanan dan Akuakultur	-	-	-	-	-
13	Minyak Mentah dan Gas Asli	-	-	-	-	-
14	Perlombongan Bijih Besi	-	-	-	-	-
15	Pengkuarian Batu, Pasir dan Tanah Liat	-	-	-	-	-
16	Perlombongan dan Pengkuarian Lain	-	-	-	-	-
17	Pemprosesan dan Pengawetan Daging	-	-	-	-	-
18	Pemprosesan dan Pengawetan Makanan Laut	-	-	-	-	-
19	Pemprosesan dan Pengawetan Buah-buahan & Sayur-sayuran	-	-	-	-	-
20	Produk Tenusu	-	-	-	-	-
21	Minyak & Lemak Sayuran dan Haiwan	-	-	-	-	-
22	Produk Bijian, Kanji dan Produk Berkanji	-	-	-	-	-
23	Produk Bakeri	-	-	-	-	-
24	Manisan	-	-	-	-	-
25	Prosesan Makanan Lain	-	-	49	-	-
26	Makanan Haiwan Tersedia	-	-	-	-	-
27	Spirit, Wain dan Minuman Keras	-	-	-	-	-
28	Minuman Ringan, Air Mineral & Minuman Lain yang Dibotolkan	-	-	-	-	-
29	Produk Tembakau	-	-	-	-	-
30	Penyediaan, Pemintalan dan Penenunan Tekstil	478	4,036	8,689	-	-
31	Penyiapan Akhir Tekstil	1,502,381	1,919	1,216	-	-
32	Tekstil Lain	4,246	2,789,114	14,096	533	-
33	Pakaian	341	1,500	8,146,391	1,526	153
34	Produk Kulit	-	534	199	1,132,652	-
35	Kasut	-	-	5,743	-	1,211,237
36	Pengilangan dan Pengetaman Kayu	-	-	-	17,541	-
37	Kepingan Venier dan Panel berasaskan Kayu	-	-	-	-	-
38	Pertukangan Kayu dan Tanggam untuk Jurubina	-	-	-	-	-
39	Bekas Kayu dan Produk Kayu Lain	-	-	-	-	-
40	Kertas dan Produk Kertas	-	17,939	-	2,259	-
41	Perabot	-	14,234	-	292	-
42	Penerbitan Semula Media Rakaman	-	-	-	-	-
43	Percetakan	149	2,895	171	-	-
44	Kok dan Produk Petroleum Bertapis	-	-	-	-	-
45	Kimia Asas	-	-	-	-	-
46	Baja dan Sebatian Nitrogen	-	-	-	-	-
47	Cat dan Varnis	-	-	-	-	-
48	Produk Farmaseutikal, Kimia Perubatan & Botani	-	-	-	-	-
49	Sabun & Bahan Pencuci, Pencuci dan Pengilat, Pewangi dan Dandanan Diri	-	2,147	-	-	-
50	Produk Kimia Lain	-	343	-	-	-
51	Tayar dan Tiub Getah	-	-	-	-	-
52	Prosesan Getah	-	7,863	8,983	-	-
53	Sarung Tangan Getah	-	-	-	-	-
54	Produk Getah Lain	-	12,987	-	-	1,599
55	Produk Plastik	-	61,947	1,308	52,684	390
56	Kaca dan Produk Kaca	-	-	-	-	-
57	Produk Refraktori, Tanah Liat, Porselin dan Seramik	-	-	-	-	-
58	Simen, Kapur dan Plaster	-	-	-	-	-
59	Produk Mineral bukan Logam	-	-	-	-	-
60	Besi dan Keluli Asas	-	43	-	-	-
61	Logam Asas Berharga dan Logam bukan Ferus Lain	-	-	-	-	-
62	Pengacuan Logam	-	-	-	-	-
63	Produk Struktur Logam, Tangki, Takungan dan Penjana Wap	-	1,945	-	-	-
64	Produk Logam Lain yang Direka	-	192	2,968	-	-

Jadual 12: Jadual Pengeluaran Domestik pada Harga Asas, Aktiviti mengikut Komoditi (RM'000), 2020

Table 12: Domestic Production Tables at Basic Prices, Activity by Commodity (RM'000), 2020

Pengilangan dan Pengetaman Kayu *Sawmilling and Planning of Wood*	Kepingan Venier dan Panel berasaskan Kayu *Veneer Sheets and Wood-based Panels*	Pertukangan Kayu dan Tanggam untuk Jurubina *Builders' Carpentry and Joinery*	Bekas Kayu *Wooden Containers*	Produk Kayu Lain *Other Wood Products*	Commodity / Activity	
36	37	38	39	40		
-	-	-	-	-	Paddy	1
-	-	-	-	-	Food Crops	2
-	-	-	-	-	Vegetables	3
-	-	-	-	-	Fruits	4
-	-	-	-	-	Rubber	5
-	-	-	-	-	Oil Palm	6
-	-	-	-	-	Flower Plants	7
-	-	-	-	-	Other Agriculture	8
-	-	-	-	-	Poultry Farming	9
-	-	-	-	-	Other Livestock	10
-	-	-	-	-	Forestry and Logging	11
-	-	-	-	-	Fishing and Aquaculture	12
-	-	-	-	-	Crude Oil and Natural Gas	13
-	-	-	-	-	Mining of Metal Ores	14
-	-	-	-	-	Quarrying of Stone, Sand and Clay	15
-	-	-	-	-	Other Mining and Quarrying	16
-	-	-	-	-	Processing and Preserving of Meat	17
-	-	-	-	-	Processing and Preserving of Seafood	18
-	-	-	-	-	Processing and Preserving of Fruits & Vegetables	19
-	-	-	-	-	Dairy Products	20
-	-	-	-	3,654	Vegetable & Animal Oils and Fats	21
-	-	-	-	-	Grain Mill Products, Starches and Starch Products	22
-	-	-	-	-	Bakery Products	23
-	-	-	-	-	Confectionery	24
-	-	-	-	92	Other Food Processing	25
-	-	-	-	25	Prepared Animal Feeds	26
-	-	-	-	-	Spirits, Wines and Liquors	27
-	-	-	-	-	Soft Drinks, Mineral Waters and Other Bottled Waters	28
-	-	-	-	141,771	Tobacco Products	29
-	-	-	-	1	Preparation, Spinning and Weaving of Textiles	30
-	-	-	-	-	Finishing of Textiles	31
-	-	-	-	591	Other Textiles	32
-	-	-	-	114	Wearing Apparel	33
-	-	-	-	-	Leather Products	34
-	-	-	-	1,118	Footwear	35
10,431,821	42,534	19,253	24,454	-	Sawmilling and Planning of Wood	36
54,677	10,533,811	2,247	49,355	809	Veneer Sheets and Wood-based Panels	37
31,170	9,031	1,816,428	450	-	Builders' Carpentry and Joinery	38
1,645	34	2,726	3,554,565	-	Wooden Containers and Other Wood Products	39
937	10,957	-	5,649	20,306,206	Paper and Paper Products	40
77,314	3,069	12,575	1,675	-	Furniture	41
-	-	-	-	-	Reproduction of Recorded Media	42
-	-	-	1,745	23,677	Printing	43
-	-	-	-	886	Coke and Refined Petroleum Products	44
109	-	-	-	-	Basic Chemicals	45
-	-	-	-	-	Fertilizers and Nitrogen Compounds	46
-	-	-	-	-	Paints and Varnishes	47
-	-	-	-	-	Pharmaceuticals, Medicinal Chemical & Botanical Products	48
-	-	-	-	8,409	Soaps & Detergents, Cleaning & Polishing, Perfumes and Toilet Preparations	49
-	-	-	-	12,876	Other Chemicals Products	50
-	-	-	-	-	Rubber Tyres and Tubes	51
-	-	-	-	-	Rubber Processing	52
-	-	-	-	-	Rubber Gloves	53
-	-	-	-	86	Other Rubber Products	54
-	-	1,924	-	113,613	Plastic Products	55
-	-	-	10	-	Glass and Glass Products	56
-	-	-	-	-	Refractory, Clay, Porcelain and Ceramic Products	57
-	-	33	840	-	Cement, Lime and Plaster	58
-	-	3,356	880	6,713	Non-Metallic Mineral Products	59
-	-	47,790	-	-	Basic Iron and Steel	60
-	-	1,164	132	1,393	Basic Precious and Other Non-Ferrous Metals	61
-	-	-	134	-	Casting of Metals	62
32,389	-	1,683	4,798	916	Structural Metal Products, Tanks, Reservoirs and Steam Generators	63
-	-	-	1,508	1,467	Other Fabricated Metal Products	64

Jadual 12: Jadual Pengeluaran Domestik pada Harga Asas, Aktiviti mengikut Komoditi (RM'000), 2020

Table 12: Domestic Production Tables at Basic Prices, Activity by Commodity (RM'000), 2020

	Aktiviti \ Komoditi	Penyiapan Akhir Tekstil *Finishing of Textiles*	Tekstil Lain *Other Textiles*	Pakaian *Wearing Apparel*	Produk Kulit *Leather Products*	Kasut *Footwear*
		31	32	33	34	35
65	Enjin & Turbin, Alatan Kuasa Bendalir, Pam, Pemampat Lain, Kepala Paip dan Injap Lain	-	-	-	-	-
66	Jentera Kegunaan Umum Lain	-	-	-	-	-
67	Senjata, Peluru dan Mesin bertujuan Khas	-	-	-	-	-
68	Perkakasan Domestik	-	-	-	-	-
69	Komputer, Peranti, Mesin dan Kelengkapan Pejabat	-	-	-	-	-
70	Motor Elektrik, Penjana dan Transformer	-	-	-	-	-
71	Perkakasan Pengagihan & Pengawalan Elektrik, Bateri dan Akumulator	-	-	-	-	-
72	Kabel Gentian Optikal, Elektronik dan Elektrik Lain	-	-	-	-	-
73	Alatan Pendawaian, Kelengkapan Pencahayaan Elektrik dan Elektrik Lain	-	-	-	-	-
74	Komponen dan Papan Elektronik	-	1	-	-	-
75	Peralatan Komunikasi dan Elektronik Pengguna	-	-	-	-	-
76	Peralatan Penyinaran, Perubatan Elektro dan Elektroterapeutik	-	-	-	-	-
77	Kelengkapan Mengukur, Menguji, Memandu Arah dan Kawalan	-	-	-	-	-
78	Instrumen Optikal, Alatan Fotografi, Media Magnetik dan Optikal	-	-	-	-	-
79	Jam Tangan dan Jam	-	-	-	-	-
80	Kenderaan Bermotor, Treler dan Semi Treler	-	56	-	-	-
81	Motosikal	-	-	-	-	-
82	Kapal, Bot, Basikal dan 'Invalid Carriages'	-	-	-	36	-
83	Kelengkapan Pengangkutan Lain	-	-	-	-	-
84	Pembuatan Lain	-	1,131	3,214	10,090	393
85	Pembaikan & Pemasangan Mesin dan Kelengkapan	-	620	-	-	-
86	Elektrik dan Gas	-	-	-	-	-
87	Air	-	-	-	-	-
88	Pembetungan, Pengurusan Sisa & Aktiviti Pemulihan	-	-	-	-	-
89	Bangunan Kediaman	-	-	-	-	-
90	Bangunan Bukan Kediaman	-	-	-	-	-
91	Kejuruteraan Awam	-	-	-	-	-
92	Aktiviti Pembinaan Pertukangan Khas	-	-	-	-	-
93	Perdagangan Borong & Runcit, Pembaikan Kenderaan Bermotor dan Motosikal	-	-	-	-	-
94	Penginapan	-	-	-	-	-
95	Makanan dan Minuman	-	-	-	-	-
96	Pengangkutan Darat	-	-	-	-	-
97	Pengangkutan Air	-	-	-	-	-
98	Pengangkutan Udara	-	-	-	-	-
99	Penggudangan dan Aktiviti Sokongan untuk Pengangkutan	-	-	-	-	-
100	Perkhidmatan berkaitan Pengangkutan Air dan Udara	-	-	-	-	-
101	Perkhidmatan Operasi Lebuhraya, Jambatan dan Terowong	-	-	-	-	-
102	Perkhidmatan Pos dan Kurier	-	-	-	-	-
103	Aktiviti Penerbitan	-	-	-	-	-
104	Telekomunikasi	-	-	-	-	-
105	Aktiviti Wayang Gambar, Pemprograman dan Penyiaran	-	-	-	-	-
106	Perkhidmatan Komputer dan Maklumat	-	-	-	-	-
107	Perantaraan Kewangan	-	-	-	-	-
108	Perkhidmatan Kewangan Lain	-	-	-	-	-
109	Insurans/ Takaful dan Tabungan Pencen	-	-	-	-	-
110	Aktiviti Sokongan Perkhidmatan Kewangan dan Insurans/ Takaful	-	-	-	-	-
111	Hartanah	-	-	-	-	-
112	Pemilikan Kediaman	-	-	-	-	-
113	Sewaan dan Pajakan	-	-	-	-	-
114	Penyelidikan dan Pembangunan Saintifik	-	-	-	-	-
115	Profesional	-	-	-	-	-
116	Perkhidmatan Perniagaan	-	-	-	-	-
117	Pentadbiran Awam	-	-	-	-	-
118	Pendidikan	-	-	23,749	-	-
119	Kesihatan	-	-	-	-	-
120	Ketenteraman dan Keselamatan Awam	-	-	-	-	-
121	Pentadbiran Awam Lain	-	-	-	-	-
122	Institusi bukan Keuntungan yang Berkhidmat kepada Isi Rumah	-	-	-	-	-
123	Kesenian, Hiburan dan Rekreasi	-	-	-	-	-
124	Perkhidmatan Swasta Lain	-	-	-	-	-
	JUMLAH OUTPUT KOMODITI	1,507,595	2,921,445	8,216,778	1,217,613	1,213,771
	Pembelian Langsung oleh Residen di Luar Negeri	-	-	-	-	-

Jadual 12: Jadual Pengeluaran Domestik pada Harga Asas, Aktiviti mengikut Komoditi (RM'000), 2020

Table 12: Domestic Production Tables at Basic Prices, Activity by Commodity (RM'000), 2020

Pengilangan dan Pengetaman Kayu *Sawmilling and Planning of Wood*	Kepingan Venier dan Panel berasaskan Kayu *Veneer Sheets and Wood-based Panels*	Pertukangan Kayu dan Tanggam untuk Jurubina *Builders' Carpentry and Joinery*	Bekas Kayu *Wooden Containers*	Produk Kayu Lain *Other Wood Products*	Commodity / Activity	
36	37	38	39	40		
-	-	-	-	-	Engines & Turbines, Fluid Power Equipment, Other Pumps, Compressors, Taps and Valves	65
-	-	-	-	871	Other General Purpose Machinery	66
982	-	-	1,106	-	Weapons, Ammunition and Special Purpose Machinery	67
-	-	-	-	315	Domestic Appliances	68
-	-	-	-	-	Computers, Peripheral, Office Equipment and Machinery	69
-	-	-	-	-	Electric Motors, Generators and Transformers	70
-	-	-	-	-	Electricity Distribution & Control Apparatus, Batteries and Accumulators	71
-	-	-	-	-	Fibre Optic, Electronic and Other Electric Cables	72
-	-	-	-	-	Wiring Devices, Electric Lighting Equipment and Other Electrical	73
-	-	-	-	3,033	Electronic Components and Boards	74
-	-	-	-	-	Communication Equipment and Consumer Electronics	75
-	-	-	-	-	Irradiation Equipment, Electro Medical and Electrotherapeutic	76
-	-	-	-	-	Measuring Equipment, Testing, Navigating and Control	77
-	-	-	-	-	Optical Instruments, Photographic Equipment, Magnetic and Optical Media	78
-	-	-	-	-	Watches and Clocks	79
-	-	-	-	-	Motor Vehicles, Trailers and Semi Trailers	80
-	-	-	-	-	Motorcycles	81
-	-	-	-	-	Ships, Boats, Bicycles and Invalid Carriages	82
-	-	-	-	-	Other Transport Equipment	83
-	-	42	597	1,905	Other Manufacturing	84
-	-	-	-	1,621	Repair & Installation of Machinery and Equipment	85
-	-	-	-	-	Electricity and Gas	86
-	-	-	-	-	Water	87
-	-	-	-	-	Sewerage, Waste Management & Remediation Activities	88
-	-	-	-	-	Residential Buildings	89
-	-	-	-	-	Non-Residential Buildings	90
-	-	-	-	-	Civil Engineering	91
-	-	-	-	-	Specialised Construction Activities	92
-	-	-	-	-	Wholesale & Retail Trade, Repair of Motor Vehicles and Motorcycles	93
-	-	-	-	-	Accommodation	94
-	-	-	-	-	Food and Beverage	95
-	-	-	-	-	Land Transport	96
-	-	-	-	-	Water Transport	97
-	-	-	-	-	Air Transport	98
-	-	-	-	-	Warehousing and Support Activities for Transportation	99
-	-	-	-	-	Services Incidental to Water and Air Transportation	100
-	-	-	-	-	Highway Operation Services, Bridge and Tunnel	101
-	-	-	-	-	Postal and Courier Activities	102
-	-	-	-	-	Publishing Activities	103
-	-	-	-	-	Telecommunications	104
-	-	-	-	-	Motion Picture, Programming and Broadcasting Activities	105
-	-	-	-	-	Computer and Information Services	106
-	-	-	-	-	Monetary Intermediation	107
-	-	-	-	-	Other Financial Service	108
-	-	-	-	-	Insurance/ Takaful and Pension Funding	109
-	-	-	-	-	Activities Auxiliary to Financial Service and Insurance/ Takaful	110
-	-	-	-	-	Real Estate	111
-	-	-	-	-	Ownership of Dwellings	112
-	-	-	-	-	Rental and Leasing	113
-	-	-	-	-	Scientific Research and Development	114
-	-	-	-	-	Professional	115
-	-	-	-	-	Business Services	116
-	-	-	-	-	Public Administration	117
-	-	-	-	-	Education	118
-	-	-	-	-	Health	119
-	-	-	-	-	Public Order and Safety	120
-	-	-	-	-	Other Public Administration	121
-	-	-	-	-	Non-Profit Institutions Serving Households	122
-	-	-	-	-	Arts, Entertainment and Recreation	123
-	-	-	-	-	Other Private Services	124
10,631,042	10,599,435	1,909,222	3,647,897	20,632,162	TOTAL COMMODITY OUTPUT	
-	-	-	-	-	Direct Purchases Abroad by Residents	

Jadual 12: Jadual Pengeluaran Domestik pada Harga Asas, Aktiviti mengikut Komoditi (RM'000), 2020

Table 12: Domestic Production Tables at Basic Prices, Activity by Commodity (RM'000), 2020

	Aktiviti / Komoditi	Kertas & Produk Kertas dan Perabot *Paper & Paper Products and Furniture*	Penerbitan Semula Media Rakaman *Reproduction of Recorded Media*	Percetakan *Printing*	Kok dan Produk Petroleum Bertapis *Coke and Refined Petroleum Products*	Kimia Asas *Basic Chemicals*
		41	42	43	44	45
1	Padi	-	-	-	-	-
2	Tanaman Makanan	-	-	-	-	-
3	Sayur-sayuran	-	-	-	-	-
4	Buah-buahan	-	-	-	-	-
5	Getah	-	-	-	-	-
6	Kelapa Sawit	-	-	-	-	-
7	Tanaman Bunga	-	-	-	-	-
8	Pertanian Lain	-	-	-	-	-
9	Ternakan Ayam dan Itik	-	-	-	-	-
10	Ternakan Lain	-	-	-	-	-
11	Perhutanan dan Pembalakan	-	-	-	-	-
12	Perikanan dan Akuakultur	-	-	-	-	-
13	Minyak Mentah dan Gas Asli	-	-	-	-	-
14	Perlombongan Bijih Besi	-	-	-	-	-
15	Pengkuarian Batu, Pasir dan Tanah Liat	-	-	-	-	-
16	Perlombongan dan Pengkuarian Lain	-	-	-	-	-
17	Pemprosesan dan Pengawetan Daging	-	-	-	-	-
18	Pemprosesan dan Pengawetan Makanan Laut	-	-	-	-	-
19	Pemprosesan dan Pengawetan Buah-buahan & Sayur-sayuran	-	-	-	-	66
20	Produk Tenusu	-	-	-	-	-
21	Minyak & Lemak Sayuran dan Haiwan	-	-	-	247,041	50,945
22	Produk Bijian, Kanji dan Produk Berkanji	-	-	-	-	-
23	Produk Bakeri	-	-	-	-	229
24	Manisan	-	-	-	-	-
25	Prosesan Makanan Lain	-	-	-	-	-
26	Makanan Haiwan Tersedia	-	-	-	-	-
27	Spirit, Wain dan Minuman Keras	-	-	-	-	-
28	Minuman Ringan, Air Mineral & Minuman Lain yang Dibotolkan	-	-	-	-	150
29	Produk Tembakau	-	-	-	-	-
30	Penyediaan, Pemintalan dan Penenunan Tekstil	-	-	37	-	-
31	Penyiapan Akhir Tekstil	-	-	608	-	-
32	Tekstil Lain	5,474	-	1,107	-	-
33	Pakaian	159	-	676	-	-
34	Produk Kulit	4,444	-	-	-	-
35	Kasut	-	-	-	-	-
36	Pengilangan dan Pengetaman Kayu	2,858	-	-	-	54
37	Kepingan Venier dan Panel berasaskan Kayu	1,086	-	-	-	-
38	Pertukangan Kayu dan Tanggam untuk Jurubina	1,910	-	-	-	-
39	Bekas Kayu dan Produk Kayu Lain	18,965	-	-	-	-
40	Kertas dan Produk Kertas	-	-	15,590	-	-
41	Perabot	14,921,330	-	-	-	122
42	Penerbitan Semula Media Rakaman	-	54,484	-	-	-
43	Percetakan	690	8,016	11,116,022	-	-
44	Kok dan Produk Petroleum Bertapis	-	-	-	155,217,958	3,059,598
45	Kimia Asas	-	-	-	1,716,780	42,499,220
46	Baja dan Sebatian Nitrogen	-	-	791	-	100,028
47	Cat dan Varnis	-	-	1,654	333	-
48	Produk Farmaseutikal, Kimia Perubatan & Botani	-	-	-	329	48,608
49	Sabun & Bahan Pencuci, Pencuci dan Pengilat, Pewangi dan Dandanan Diri	-	-	39	356	802
50	Produk Kimia Lain	-	-	444	15,949	1,124,284
51	Tayar dan Tiub Getah	-	-	-	-	3,563
52	Prosesan Getah	-	-	-	-	-
53	Sarung Tangan Getah	-	-	-	-	-
54	Produk Getah Lain	3	-	253	-	47,126
55	Produk Plastik	1,491	-	8,696	-	3,052
56	Kaca dan Produk Kaca	75	-	-	-	-
57	Produk Refraktori, Tanah Liat, Porselin dan Seramik	421	494	-	-	-
58	Simen, Kapur dan Plaster	-	-	-	-	-
59	Produk Mineral bukan Logam	-	-	-	9,016	-
60	Besi dan Keluli Asas	7,304	-	-	-	44,628
61	Logam Asas Berharga dan Logam bukan Ferus Lain	93	-	-	-	-
62	Pengacuan Logam	-	-	-	-	-
63	Produk Struktur Logam, Tangki, Takungan dan Penjana Wap	6,523	-	-	-	-
64	Produk Logam Lain yang Direka	2,107	-	12,300	-	-

Jadual 12: Jadual Pengeluaran Domestik pada Harga Asas, Aktiviti mengikut Komoditi (RM'000), 2020

Table 12: Domestic Production Tables at Basic Prices, Activity by Commodity (RM'000), 2020

Baja dan Sebatian Nitrogen *Fertilizers and Nitrogen Compounds*	Cat dan Varnis *Paints and Varnishes*	Produk Farmaseutikal, Kimia Perubatan dan Botani *Pharmaceuticals, Medicinal Chemical and Botanical Products*	Sabun & Bahan Pencuci, Pencuci dan Pengilat, Pewangi dan Dandanan Diri *Soap & Detergents, Cleaning dan Polishing, Perfumes dan Toilet Preparations*	Produk Kimia Lain *Other Chemicals Products*	***Commodity*** / ***Activity***	
46	**47**	**48**	**49**	**50**		
-	-	-	-	-	***Paddy***	***1***
-	-	-	-	-	***Food Crops***	***2***
-	-	-	-	-	***Vegetables***	***3***
-	-	-	-	-	***Fruits***	***4***
-	-	-	-	-	***Rubber***	***5***
-	-	-	-	-	***Oil Palm***	***6***
-	-	-	-	-	***Flower Plants***	***7***
-	-	-	-	-	***Other Agriculture***	***8***
-	-	-	-	-	***Poultry Farming***	***9***
-	-	-	-	-	***Other Livestock***	***10***
-	-	-	-	-	***Forestry and Logging***	***11***
-	-	-	-	-	***Fishing and Aquaculture***	***12***
-	-	-	-	-	***Crude Oil and Natural Gas***	***13***
-	-	-	-	-	***Mining of Metal Ores***	***14***
-	-	-	-	-	***Quarrying of Stone, Sand and Clay***	***15***
-	-	-	-	-	***Other Mining and Quarrying***	***16***
-	-	-	-	-	***Processing and Preserving of Meat***	***17***
34	-	-	-	-	***Processing and Preserving of Seafood***	***18***
-	-	-	-	-	***Processing and Preserving of Fruits & Vegetables***	***19***
-	-	73,374	-	-	***Dairy Products***	***20***
690	-	13,005	327,381	415,980	***Vegetable & Animal Oils and Fats***	***21***
-	-	248	-	8,841	***Grain Mill Products, Starches and Starch Products***	***22***
-	-	305	-	-	***Bakery Products***	***23***
-	-	-	-	-	***Confectionery***	***24***
-	-	11,838	23,082	-	***Other Food Processing***	***25***
217	-	-	-	-	***Prepared Animal Feeds***	***26***
-	-	1,506	-	-	***Spirits, Wines and Liquors***	***27***
-	-	-	-	-	***Soft Drinks, Mineral Waters and Other Bottled Waters***	***28***
-	-	-	-	-	***Tobacco Products***	***29***
-	-	-	-	116	***Preparation, Spinning and Weaving of Textiles***	***30***
-	-	-	-	-	***Finishing of Textiles***	***31***
-	-	-	-	5,808	***Other Textiles***	***32***
-	-	-	-	-	***Wearing Apparel***	***33***
-	-	-	-	-	***Leather Products***	***34***
-	-	-	-	-	***Footwear***	***35***
-	-	-	-	-	***Sawmilling and Planning of Wood***	***36***
-	-	-	-	-	***Veneer Sheets and Wood-based Panels***	***37***
-	-	-	-	728	***Builders' Carpentry and Joinery***	***38***
-	-	-	-	-	***Wooden Containers and Other Wood Products***	***39***
-	-	13,092	-	31,068	***Paper and Paper Products***	***40***
-	-	137	-	-	***Furniture***	***41***
-	-	-	-	-	***Reproduction of Recorded Media***	***42***
-	1,326	-	-	130	***Printing***	***43***
-	-	-	-	8,235	***Coke and Refined Petroleum Products***	***44***
2,101,859	24,441	-	156,419	-	***Basic Chemicals***	***45***
3,541,258	-	-	-	7,814	***Fertilizers and Nitrogen Compounds***	***46***
-	5,482,293	-	501	14,468	***Paints and Varnishes***	***47***
-	-	6,100,914	7,276	360	***Pharmaceuticals, Medicinal Chemical & Botanical Products***	***48***
-	-	3,145	7,606,788	1,601	***Soaps & Detergents, Cleaning & Polishing, Perfumes and Toilet Preparations***	***49***
-	3,367	-	2,687	40,589,215	***Other Chemicals Products***	***50***
-	-	-	-	-	***Rubber Tyres and Tubes***	***51***
-	-	-	-	20,019	***Rubber Processing***	***52***
-	-	18,189	-	265	***Rubber Gloves***	***53***
-	-	-	-	70,312	***Other Rubber Products***	***54***
-	65,363	587	21,122	305,405	***Plastic Products***	***55***
-	1,019	-	-	317	***Glass and Glass Products***	***56***
-	-	-	-	-	***Refractory, Clay, Porcelain and Ceramic Products***	***57***
-	10,341	-	-	-	***Cement, Lime and Plaster***	***58***
-	3,161	-	-	1,136	***Non-Metallic Mineral Products***	***59***
-	-	-	-	-	***Basic Iron and Steel***	***60***
-	33,194	-	-	17,750	***Basic Precious and Other Non-Ferrous Metals***	***61***
-	307	-	-	-	***Casting of Metals***	***62***
-	-	-	-	13	***Structural Metal Products, Tanks, Reservoirs and Steam Generators***	***63***
-	-	-	210	3,294	***Other Fabricated Metal Products***	***64***

Jadual 12: Jadual Pengeluaran Domestik pada Harga Asas, Aktiviti mengikut Komoditi (RM'000), 2020

Table 12: Domestic Production Tables at Basic Prices, Activity by Commodity (RM'000), 2020

	Aktiviti / Komoditi	Kertas & Produk Kertas dan Perabot *Paper & Paper Products and Furniture*	Penerbitan Semula Media Rakaman *Reproduction of Recorded Media*	Percetakan *Printing*	Kok dan Produk Petroleum Bertapis *Coke and Refined Petroleum Products*	Kimia Asas *Basic Chemicals*
		41	42	43	44	45
65	Enjin & Turbin, Alatan Kuasa Bendalir, Pam, Pemampat Lain, Kepala Paip dan Injap Lain	-	-	-	-	-
66	Jentera Kegunaan Umum Lain	-	-	-	-	-
67	Senjata, Peluru dan Mesin bertujuan Khas	-	-	85	-	409
68	Perkakasan Domestik	147	-	-	-	-
69	Komputer, Peranti, Mesin dan Kelengkapan Pejabat	-	-	102	-	-
70	Motor Elektrik, Penjana dan Transformer	-	-	-	-	32,983
71	Perkakasan Pengagihan & Pengawalan Elektrik, Bateri dan Akumulator	-	-	-	-	-
72	Kabel Gentian Optikal, Elektronik dan Elektrik Lain	-	-	-	-	-
73	Alatan Pendawaian, Kelengkapan Pencahayaan Elektrik dan Elektrik Lain	2,405	-	-	-	-
74	Komponen dan Papan Elektronik	-	-	602	-	-
75	Peralatan Komunikasi dan Elektronik Pengguna	22,683	-	-	-	141
76	Peralatan Penyinaran, Perubatan Elektro dan Elektroterapeutik	-	-	-	-	-
77	Kelengkapan Mengukur, Menguji, Memandu Arah dan Kawalan	-	-	-	-	-
78	Instrumen Optikal, Alatan Fotografi, Media Magnetik dan Optikal	-	-	-	-	-
79	Jam Tangan dan Jam	-	-	-	-	-
80	Kenderaan Bermotor, Treler dan Semi Treler	903	-	-	-	-
81	Motosikal	258	-	-	-	-
82	Kapal, Bot, Basikal dan 'Invalid Carriages'	-	-	-	-	-
83	Kelengkapan Pengangkutan Lain	-	-	-	-	-
84	Pembuatan Lain	519	-	3,712	-	-
85	Pembaikan & Pemasangan Mesin dan Kelengkapan	-	-	234	-	-
86	Elektrik dan Gas	-	-	-	-	-
87	Air	-	-	-	-	-
88	Pembetungan, Pengurusan Sisa & Aktiviti Pemulihan	-	-	-	-	-
89	Bangunan Kediaman	-	-	-	-	-
90	Bangunan Bukan Kediaman	-	-	-	-	-
91	Kejuruteraan Awam	-	-	-	-	-
92	Aktiviti Pembinaan Pertukangan Khas	-	-	-	-	-
93	Perdagangan Borong & Runcit, Pembaikan Kenderaan Bermotor dan Motosikal	-	-	-	-	-
94	Penginapan	-	-	-	-	-
95	Makanan dan Minuman	-	-	-	-	-
96	Pengangkutan Darat	-	-	-	-	-
97	Pengangkutan Air	-	-	-	-	-
98	Pengangkutan Udara	-	-	-	-	-
99	Penggudangan dan Aktiviti Sokongan untuk Pengangkutan	-	-	-	-	-
100	Perkhidmatan berkaitan Pengangkutan Air dan Udara	-	-	-	-	-
101	Perkhidmatan Operasi Lebuhraya, Jambatan dan Terowong	-	-	-	-	-
102	Perkhidmatan Pos dan Kurier	-	-	-	-	-
103	Aktiviti Penerbitan	-	-	-	-	-
104	Telekomunikasi	-	-	-	-	-
105	Aktiviti Wayang Gambar, Pemprograman dan Penyiaran	-	-	-	-	-
106	Perkhidmatan Komputer dan Maklumat	-	-	-	-	-
107	Perantaraan Kewangan	-	-	-	-	-
108	Perkhidmatan Kewangan Lain	-	-	-	-	-
109	Insurans/ Takaful dan Tabungan Pencen	-	-	-	-	-
110	Aktiviti Sokongan Perkhidmatan Kewangan dan Insurans/ Takaful	-	-	-	-	-
111	Hartanah	-	-	-	-	-
112	Pemilikan Kediaman	-	-	-	-	-
113	Sewaan dan Pajakan	-	-	-	-	-
114	Penyelidikan dan Pembangunan Saintifik	-	-	-	-	-
115	Profesional	-	-	-	-	-
116	Perkhidmatan Perniagaan	-	-	-	-	-
117	Pentadbiran Awam	-	-	-	-	-
118	Pendidikan	-	-	-	-	-
119	Kesihatan	-	-	-	-	-
120	Ketenteraman dan Keselamatan Awam	-	-	-	-	-
121	Pentadbiran Awam Lain	-	-	-	-	-
122	Institusi bukan Keuntungan yang Berkhidmat kepada Isi Rumah	-	-	-	-	-
123	Kesenian, Hiburan dan Rekreasi	-	-	-	-	-
124	Perkhidmatan Swasta Lain	-	-	-	-	-
	JUMLAH OUTPUT KOMODITI	15,001,847	62,994	11,162,952	157,207,762	47,016,007
	Pembelian Langsung oleh Residen di Luar Negeri	-	-	-	-	-

Jadual 12: Jadual Pengeluaran Domestik pada Harga Asas, Aktiviti mengikut Komoditi (RM'000), 2020

Table 12: Domestic Production Tables at Basic Prices, Activity by Commodity (RM'000), 2020

Baja dan Sebatian Nitrogen *Fertilizers and Nitrogen Compounds*	Cat dan Varnis *Paints and Varnishes*	Produk Farmaseutikal, Kimia Perubatan dan Botani *Pharmaceuticals, Medicinal Chemical and Botanical Products*	Sabun & Bahan Pencuci, Pencuci dan Pengilat, Pewangi dan Dandanan Diri *Soap & Detergents, Cleaning dan Polishing, Perfumes dan Toilet Preparations*	Produk Kimia Lain *Other Chemicals Products*	Commodity / Activity	
46	47	48	49	50		
-	-	-	-	-	***Engines & Turbines, Fluid Power Equipment, Other Pumps, Compressors, Taps and Valves***	***65***
-	5,695	-	-	-	***Other General Purpose Machinery***	***66***
-	-	-	385	-	***Weapons, Ammunition and Special Purpose Machinery***	***67***
-	-	-	-	-	***Domestic Appliances***	***68***
-	-	-	-	-	***Computers, Peripheral, Office Equipment and Machinery***	***69***
-	-	-	-	-	***Electric Motors, Generators and Transformers***	***70***
-	-	-	-	-	***Electricity Distribution & Control Apparatus, Batteries and Accumulators***	***71***
-	-	-	-	82,772	***Fibre Optic, Electronic and Other Electric Cables***	***72***
-	-	-	-	-	***Wiring Devices, Electric Lighting Equipment and Other Electrical***	***73***
-	-	-	-	-	***Electronic Components and Boards***	***74***
-	-	-	-	-	***Communication Equipment and Consumer Electronics***	***75***
-	-	240,982	-	-	***Irradiation Equipment, Electro Medical and Electrotherapeutic***	***76***
-	-	64,057	-	16,473	***Measuring Equipment, Testing, Navigating and Control***	***77***
-	-	-	-	-	***Optical Instruments, Photographic Equipment, Magnetic and Optical Media***	***78***
-	-	-	-	-	***Watches and Clocks***	***79***
-	-	-	-	-	***Motor Vehicles, Trailers and Semi Trailers***	***80***
-	-	-	-	-	***Motorcycles***	***81***
-	-	-	-	-	***Ships, Boats, Bicycles and Invalid Carriages***	***82***
-	-	-	-	-	***Other Transport Equipment***	***83***
-	-	37	924	8,559	***Other Manufacturing***	***84***
-	-	-	-	-	***Repair & Installation of Machinery and Equipment***	***85***
-	-	-	-	-	***Electricity and Gas***	***86***
-	-	-	-	-	***Water***	***87***
-	-	-	-	-	***Sewerage, Waste Management & Remediation Activities***	***88***
-	-	-	-	-	***Residential Buildings***	***89***
-	-	-	-	-	***Non-Residential Buildings***	***90***
-	-	-	-	-	***Civil Engineering***	***91***
-	-	-	-	-	***Specialised Construction Activities***	***92***
-	-	-	-	-	***Wholesale & Retail Trade, Repair of Motor Vehicles and Motorcycles***	***93***
-	-	-	-	-	***Accommodation***	***94***
-	-	-	-	-	***Food and Beverage***	***95***
-	-	-	-	-	***Land Transport***	***96***
-	-	-	-	-	***Water Transport***	***97***
-	-	-	-	-	***Air Transport***	***98***
-	-	-	-	-	***Warehousing and Support Activities for Transportation***	***99***
-	-	-	-	-	***Services Incidental to Water and Air Transportation***	***100***
-	-	-	-	-	***Highway Operation Services, Bridge and Tunnel***	***101***
-	-	-	-	-	***Postal and Courier Activities***	***102***
-	-	-	-	-	***Publishing Activities***	***103***
-	-	-	-	-	***Telecommunications***	***104***
-	-	-	-	-	***Motion Picture, Programming and Broadcasting Activities***	***105***
-	-	-	-	-	***Computer and Information Services***	***106***
-	-	-	-	-	***Monetary Intermediation***	***107***
-	-	-	-	-	***Other Financial Service***	***108***
-	-	-	-	-	***Insurance/ Takaful and Pension Funding***	***109***
-	-	-	-	-	***Activities Auxiliary to Financial Service and Insurance/ Takaful***	***110***
-	-	-	-	-	***Real Estate***	***111***
-	-	-	-	-	***Ownership of Dwellings***	***112***
-	-	-	-	-	***Rental and Leasing***	***113***
-	-	-	-	-	***Scientific Research and Development***	***114***
-	-	-	-	-	***Professional***	***115***
-	-	-	-	-	***Business Services***	***116***
-	-	-	-	-	***Public Administration***	***117***
-	-	-	-	-	***Education***	***118***
-	-	-	-	-	***Health***	***119***
-	-	-	-	-	***Public Order and Safety***	***120***
-	-	-	-	-	***Other Public Administration***	***121***
-	-	-	-	-	***Non-Profit Institutions Serving Households***	***122***
-	-	-	-	-	***Arts, Entertainment and Recreation***	***123***
-	-	-	-	-	***Other Private Services***	***124***
5,644,059	**5,630,507**	**6,541,418**	**8,146,774**	**41,610,677**	***TOTAL COMMODITY OUTPUT***	
-	-	-	-	-	***Direct Purchases Abroad by Residents***	

Jadual 12: Jadual Pengeluaran Domestik pada Harga Asas, Aktiviti mengikut Komoditi (RM'000), 2020

Table 12: Domestic Production Tables at Basic Prices, Activity by Commodity (RM'000), 2020

	Aktiviti \ Komoditi	Tayar dan Tiub Getah *Rubber Tyres and Tubes*	Prosesan Getah *Rubber Processing*	Sarung Tangan Getah *Rubber Gloves*	Produk Getah Lain *Other Rubber Products*	Produk Plastik *Plastic Products*
		51	52	53	54	55
1	Padi	-	-	-	-	-
2	Tanaman Makanan	-	-	-	-	-
3	Sayur-sayuran	-	-	-	-	-
4	Buah-buahan	-	-	-	-	-
5	Getah	-	-	-	-	-
6	Kelapa Sawit	-	-	-	-	-
7	Tanaman Bunga	-	-	-	-	-
8	Pertanian Lain	-	-	-	-	-
9	Ternakan Ayam dan Itik	-	-	-	-	-
10	Ternakan Lain	-	-	-	-	-
11	Perhutanan dan Pembalakan	-	-	-	-	-
12	Perikanan dan Akuakultur	-	-	-	-	-
13	Minyak Mentah dan Gas Asli	-	-	-	-	-
14	Perlombongan Bijih Besi	-	-	-	-	-
15	Pengkuarian Batu, Pasir dan Tanah Liat	-	-	-	-	-
16	Perlombongan dan Pengkuarian Lain	-	-	-	-	-
17	Pemprosesan dan Pengawetan Daging	-	-	-	-	-
18	Pemprosesan dan Pengawetan Makanan Laut	-	-	-	-	-
19	Pemprosesan dan Pengawetan Buah-buahan & Sayur-sayuran	-	-	-	-	928
20	Produk Tenusu	-	-	-	-	-
21	Minyak & Lemak Sayuran dan Haiwan	-	-	-	-	-
22	Produk Bijian, Kanji dan Produk Berkanji	-	-	-	-	-
23	Produk Bakeri	-	-	-	-	1,182
24	Manisan	-	-	-	-	-
25	Prosesan Makanan Lain	-	-	-	-	590
26	Makanan Haiwan Tersedia	-	-	-	-	-
27	Spirit, Wain dan Minuman Keras	-	-	-	-	-
28	Minuman Ringan, Air Mineral & Minuman Lain yang Dibotolkan	-	-	-	-	229
29	Produk Tembakau	-	-	-	-	-
30	Penyediaan, Pemintalan dan Penenunan Tekstil	-	-	-	-	-
31	Penyiapan Akhir Tekstil	-	-	-	-	-
32	Tekstil Lain	-	-	-	6,246	145
33	Pakaian	-	35	-	119	-
34	Produk Kulit	-	-	-	26	-
35	Kasut	-	-	-	-	-
36	Pengilangan dan Pengetaman Kayu	-	-	-	-	-
37	Kepingan Venier dan Panel berasaskan Kayu	-	-	-	-	-
38	Pertukangan Kayu dan Tanggam untuk Jurubina	-	-	-	-	-
39	Bekas Kayu dan Produk Kayu Lain	-	-	-	-	207
40	Kertas dan Produk Kertas	-	-	-	370	22,863
41	Perabot	3,902	-	-	3,893	4,807
42	Penerbitan Semula Media Rakaman	-	-	-	-	-
43	Percetakan	-	-	-	279	1,608
44	Kok dan Produk Petroleum Bertapis	-	-	-	-	-
45	Kimia Asas	-	-	-	-	-
46	Baja dan Sebatian Nitrogen	-	-	-	-	-
47	Cat dan Varnis	-	-	-	-	-
48	Produk Farmaseutikal, Kimia Perubatan & Botani	-	-	173	-	-
49	Sabun & Bahan Pencuci, Pencuci dan Pengilat, Pewangi dan Dandanan Diri	-	-	2,009	-	9,534
50	Produk Kimia Lain	-	120	-	1,370	15,934
51	Tayar dan Tiub Getah	5,006,497	-	-	3,240	-
52	Prosesan Getah	-	17,965,853	-	83,062	13,459
53	Sarung Tangan Getah	-	44,092	33,000,613	39,110	-
54	Produk Getah Lain	-	80,695	-	7,354,165	25,624
55	Produk Plastik	5,125	-	553	126,645	37,490,224
56	Kaca dan Produk Kaca	-	-	-	-	1,555
57	Produk Refraktori, Tanah Liat, Porselin dan Seramik	-	-	-	8,400	10,543
58	Simen, Kapur dan Plaster	-	-	-	4,727	-
59	Produk Mineral bukan Logam	-	-	-	-	-
60	Besi dan Keluli Asas	-	-	-	-	24,354
61	Logam Asas Berharga dan Logam bukan Ferus Lain	-	-	-	531	-
62	Pengacuan Logam	-	-	-	-	4,207
63	Produk Struktur Logam, Tangki, Takungan dan Penjana Wap	-	-	-	-	12,174
64	Produk Logam Lain yang Direka	-	769	-	12,279	38,279

Jadual 12: Jadual Pengeluaran Domestik pada Harga Asas, Aktiviti mengikut Komoditi (RM'000), 2020

Table 12: Domestic Production Tables at Basic Prices, Activity by Commodity (RM'000), 2020

Kaca dan Produk Kaca *Glass and Glass Products*	Produk Refraktori, Tanah Liat, Porselin dan Seramik *Refractory, Clay, Porcelain and Ceramic Products*	Simen, Kapur dan Plaster *Cement, Lime and Plaster*	Produk Mineral Bukan Logam *Non-Metallic Mineral Products*	Besi Asas dan Keluli *Basic Iron and Steel*	Commodity / Activity	
56	57	58	59	60		
-	-	-	-	-	Paddy	1
-	-	-	-	-	Food Crops	2
-	-	-	-	-	Vegetables	3
-	-	-	-	-	Fruits	4
-	-	-	-	-	Rubber	5
-	-	-	-	-	Oil Palm	6
-	-	-	-	-	Flower Plants	7
-	-	-	-	-	Other Agriculture	8
-	-	-	-	-	Poultry Farming	9
-	-	-	-	-	Other Livestock	10
-	-	-	-	-	Forestry and Logging	11
-	-	-	-	-	Fishing and Aquaculture	12
-	-	-	-	-	Crude Oil and Natural Gas	13
-	-	-	-	-	Mining of Metal Ores	14
-	-	-	1,295,075	-	Quarrying of Stone, Sand and Clay	15
-	-	-	50,126	-	Other Mining and Quarrying	16
-	-	-	-	-	Processing and Preserving of Meat	17
-	-	-	-	-	Processing and Preserving of Seafood	18
-	-	-	-	-	Processing and Preserving of Fruits & Vegetables	19
-	-	-	-	-	Dairy Products	20
-	-	-	-	-	Vegetable & Animal Oils and Fats	21
-	-	-	-	-	Grain Mill Products, Starches and Starch Products	22
-	297	114	1,472	1,320	Bakery Products	23
-	-	-	-	-	Confectionery	24
-	-	-	-	-	Other Food Processing	25
-	-	-	-	-	Prepared Animal Feeds	26
-	-	-	-	-	Spirits, Wines and Liquors	27
-	-	-	-	-	Soft Drinks, Mineral Waters and Other Bottled Waters	28
-	-	-	-	-	Tobacco Products	29
-	-	-	-	-	Preparation, Spinning and Weaving of Textiles	30
-	-	-	-	-	Finishing of Textiles	31
-	-	-	-	-	Other Textiles	32
-	-	-	-	-	Wearing Apparel	33
-	-	-	-	-	Leather Products	34
-	-	-	-	-	Footwear	35
-	-	-	-	499	Sawmilling and Planning of Wood	36
-	-	-	-	-	Veneer Sheets and Wood-based Panels	37
75	-	-	14	-	Builders' Carpentry and Joinery	38
528	-	3,894	-	-	Wooden Containers and Other Wood Products	39
-	-	-	-	-	Paper and Paper Products	40
-	-	-	5,596	203	Furniture	41
-	-	-	-	-	Reproduction of Recorded Media	42
1,627	-	-	319	-	Printing	43
-	-	-	-	-	Coke and Refined Petroleum Products	44
4,819	-	19,230	-	-	Basic Chemicals	45
-	-	-	-	-	Fertilizers and Nitrogen Compounds	46
-	-	-	-	-	Paints and Varnishes	47
-	-	8,061	-	-	Pharmaceuticals, Medicinal Chemical & Botanical Products	48
-	-	-	-	-	Soaps & Detergents, Cleaning & Polishing, Perfumes and Toilet Preparations	49
8,770	-	-	128	-	Other Chemicals Products	50
-	-	-	-	-	Rubber Tyres and Tubes	51
-	-	-	-	-	Rubber Processing	52
-	1,518	-	-	-	Rubber Gloves	53
-	-	-	-	-	Other Rubber Products	54
223	40,197	-	451	383	Plastic Products	55
4,670,423	-	-	7,641	-	Glass and Glass Products	56
-	4,497,731	1,308	668	16,538	Refractory, Clay, Porcelain and Ceramic Products	57
-	815	10,431,845	63,688	-	Cement, Lime and Plaster	58
292	17,907	92,456	17,939,335	-	Non-Metallic Mineral Products	59
1,152	4,390	-	-	28,810,064	Basic Iron and Steel	60
1,202	8,383	-	195	-	Basic Precious and Other Non-Ferrous Metals	61
111	-	-	-	2,589	Casting of Metals	62
26,959	130	478	2,836	9,966	Structural Metal Products, Tanks, Reservoirs and Steam Generators	63
1,148	5,371	-	5,408	70,975	Other Fabricated Metal Products	64

Jadual 12: Jadual Pengeluaran Domestik pada Harga Asas, Aktiviti mengikut Komoditi (RM'000), 2020

Table 12: Domestic Production Tables at Basic Prices, Activity by Commodity (RM'000), 2020

	Aktiviti \ Komoditi	Tayar dan Tiub Getah *Rubber Tyres and Tubes*	Prosesan Getah *Rubber Processing*	Sarung Tangan Getah *Rubber Gloves*	Produk Getah Lain *Other Rubber Products*	Produk Plastik *Plastic Products*
		51	52	53	54	55
65	Enjin & Turbin, Alatan Kuasa Bendalir, Pam, Pemampat Lain, Kepala Paip dan Injap Lain	-	-	-	-	4,028
66	Jentera Kegunaan Umum Lain	-	5,896	-	4,830	8,770
67	Senjata, Peluru dan Mesin bertujuan Khas	-	-	-	-	1,136
68	Perkakasan Domestik	-	-	-	-	180,746
69	Komputer, Peranti, Mesin dan Kelengkapan Pejabat	-	-	-	-	-
70	Motor Elektrik, Penjana dan Transformer	-	-	-	-	-
71	Perkakasan Pengagihan & Pengawalan Elektrik, Bateri dan Akumulator	-	-	-	751	-
72	Kabel Gentian Optikal, Elektronik dan Elektrik Lain	-	-	-	-	92
73	Alatan Pendawaian, Kelengkapan Pencahayaan Elektrik dan Elektrik Lain	-	-	-	-	653
74	Komponen dan Papan Elektronik	-	-	-	-	3,686
75	Peralatan Komunikasi dan Elektronik Pengguna	-	-	-	21,989	3,757
76	Peralatan Penyinaran, Perubatan Elektro dan Elektroterapeutik	-	-	-	2,400	22,666
77	Kelengkapan Mengukur, Menguji, Memandu Arah dan Kawalan	-	-	-	-	-
78	Instrumen Optikal, Alatan Fotografi, Media Magnetik dan Optikal	-	-	-	-	487
79	Jam Tangan dan Jam	-	-	-	-	-
80	Kenderaan Bermotor, Treler dan Semi Treler	-	-	-	176	13,046
81	Motosikal	-	-	-	3,241	-
82	Kapal, Bot, Basikal dan 'Invalid Carriages'	-	14,946	-	-	-
83	Kelengkapan Pengangkutan Lain	-	-	-	-	-
84	Pembuatan Lain	-	70	-	8,047	17,701
85	Pembaikan & Pemasangan Mesin dan Kelengkapan	-	12,374	-	-	-
86	Elektrik dan Gas	-	-	-	-	-
87	Air	-	-	-	-	-
88	Pembetungan, Pengurusan Sisa & Aktiviti Pemulihan	-	-	-	-	-
89	Bangunan Kediaman	-	-	-	-	-
90	Bangunan Bukan Kediaman	-	-	-	-	-
91	Kejuruteraan Awam	-	-	-	-	-
92	Aktiviti Pembinaan Pertukangan Khas	-	-	-	-	-
93	Perdagangan Borong & Runcit, Pembaikan Kenderaan Bermotor dan Motosikal	-	-	-	-	-
94	Penginapan	-	-	-	-	-
95	Makanan dan Minuman	-	-	-	-	-
96	Pengangkutan Darat	-	-	-	-	-
97	Pengangkutan Air	-	-	-	-	-
98	Pengangkutan Udara	-	-	-	-	-
99	Penggudangan dan Aktiviti Sokongan untuk Pengangkutan	-	-	-	-	-
100	Perkhidmatan berkaitan Pengangkutan Air dan Udara	-	-	-	-	-
101	Perkhidmatan Operasi Lebuhraya, Jambatan dan Terowong	-	-	-	-	-
102	Perkhidmatan Pos dan Kurier	-	-	-	-	-
103	Aktiviti Penerbitan	-	-	-	-	-
104	Telekomunikasi	-	-	-	-	-
105	Aktiviti Wayang Gambar, Pemprograman dan Penyiaran	-	-	-	-	-
106	Perkhidmatan Komputer dan Maklumat	-	-	-	-	-
107	Perantaraan Kewangan	-	-	-	-	-
108	Perkhidmatan Kewangan Lain	-	-	-	-	-
109	Insurans/ Takaful dan Tabungan Pencen	-	-	-	-	-
110	Aktiviti Sokongan Perkhidmatan Kewangan dan Insurans/ Takaful	-	-	-	-	-
111	Hartanah	-	-	-	-	-
112	Pemilikan Kediaman	-	-	-	-	-
113	Sewaan dan Pajakan	-	-	-	-	-
114	Penyelidikan dan Pembangunan Saintifik	-	-	-	-	-
115	Profesional	-	-	-	-	-
116	Perkhidmatan Perniagaan	-	-	-	-	-
117	Pentadbiran Awam	-	-	-	-	-
118	Pendidikan	-	-	-	-	-
119	Kesihatan	-	-	-	-	-
120	Ketenteraman dan Keselamatan Awam	-	-	-	-	-
121	Pentadbiran Awam Lain	-	-	-	-	-
122	Institusi bukan Keuntungan yang Berkhidmat kepada Isi Rumah	-	-	-	-	-
123	Kesenian, Hiburan dan Rekreasi	-	-	-	-	-
124	Perkhidmatan Swasta Lain	-	-	-	-	-
	JUMLAH OUTPUT KOMODITI	5,015,525	18,124,852	33,003,347	7,685,899	37,935,216
	Pembelian Langsung oleh Residen di Luar Negeri	-	-	-	-	-

Jadual 12: Jadual Pengeluaran Domestik pada Harga Asas, Aktiviti mengikut Komoditi (RM'000), 2020

Table 12: Domestic Production Tables at Basic Prices, Activity by Commodity (RM'000), 2020

Kaca dan Produk Kaca *Glass and Glass Products*	Produk Refraktori, Tanah Liat, Porselin dan Seramik *Refractory, Clay, Porcelain and Ceramic Products*	Simen, Kapur dan Plaster *Cement, Lime and Plaster*	Produk Mineral Bukan Logam *Non-Metallic Mineral Products*	Besi Asas dan Keluli *Basic Iron and Steel*	Commodity / Activity	
56	57	58	59	60		
-	-	-	-	-	Engines & Turbines, Fluid Power Equipment, Other Pumps, Compressors, Taps and Valves	65
-	-	-	25,779	1,844	Other General Purpose Machinery	66
-	-	-	-	11,713	Weapons, Ammunition and Special Purpose Machinery	67
-	-	-	-	2,282	Domestic Appliances	68
-	-	-	-	-	Computers, Peripheral, Office Equipment and Machinery	69
-	-	-	-	503	Electric Motors, Generators and Transformers	70
-	-	-	-	51	Electricity Distribution & Control Apparatus, Batteries and Accumulators	71
6,577	-	-	-	12,626	Fibre Optic, Electronic and Other Electric Cables	72
-	-	-	59	-	Wiring Devices, Electric Lighting Equipment and Other Electrical	73
-	-	-	254	427	Electronic Components and Boards	74
-	-	-	-	-	Communication Equipment and Consumer Electronics	75
-	-	-	-	-	Irradiation Equipment, Electro Medical and Electrotherapeutic	76
-	-	-	-	-	Measuring Equipment, Testing, Navigating and Control	77
-	-	-	-	-	Optical Instruments, Photographic Equipment, Magnetic and Optical Media	78
-	-	-	-	-	Watches and Clocks	79
14,921	-	-	4,011	3,562	Motor Vehicles, Trailers and Semi Trailers	80
-	-	-	-	405	Motorcycles	81
-	-	-	484	-	Ships, Boats, Bicycles and Invalid Carriages	82
-	-	-	-	-	Other Transport Equipment	83
-	-	-	105	32	Other Manufacturing	84
-	-	-	391	-	Repair & Installation of Machinery and Equipment	85
-	-	-	-	-	Electricity and Gas	86
-	-	-	-	-	Water	87
-	-	-	-	-	Sewerage, Waste Management & Remediation Activities	88
-	-	-	-	-	Residential Buildings	89
-	-	-	-	-	Non-Residential Buildings	90
-	-	-	-	-	Civil Engineering	91
-	-	-	-	-	Specialised Construction Activities	92
-	-	-	-	-	Wholesale & Retail Trade, Repair of Motor Vehicles and Motorcycles	93
-	-	-	-	-	Accommodation	94
-	-	-	-	-	Food and Beverage	95
-	-	-	-	-	Land Transport	96
-	-	-	-	-	Water Transport	97
-	-	-	-	-	Air Transport	98
-	-	-	-	-	Warehousing and Support Activities for Transportation	99
-	-	-	-	-	Services Incidental to Water and Air Transportation	100
-	-	-	-	-	Highway Operation Services, Bridge and Tunnel	101
-	-	-	-	-	Postal and Courier Activities	102
-	-	-	-	-	Publishing Activities	103
-	-	-	-	-	Telecommunications	104
-	-	-	-	-	Motion Picture, Programming and Broadcasting Activities	105
-	-	-	-	-	Computer and Information Services	106
-	-	-	-	-	Monetary Intermediation	107
-	-	-	-	-	Other Financial Service	108
-	-	-	-	-	Insurance/ Takaful and Pension Funding	109
-	-	-	-	-	Activities Auxiliary to Financial Service and Insurance/ Takaful	110
-	-	-	-	-	Real Estate	111
-	-	-	-	-	Ownership of Dwellings	112
-	-	-	-	-	Rental and Leasing	113
-	-	-	-	-	Scientific Research and Development	114
-	-	-	-	-	Professional	115
-	-	-	-	-	Business Services	116
-	-	-	-	-	Public Administration	117
-	-	-	-	-	Education	118
-	-	-	-	-	Health	119
-	-	-	-	-	Public Order and Safety	120
-	-	-	-	-	Other Public Administration	121
-	-	-	-	-	Non-Profit Institutions Serving Households	122
-	-	-	-	-	Arts, Entertainment and Recreation	123
-	-	-	-	-	Other Private Services	124
4,738,827	4,576,738	10,557,387	19,404,035	28,945,983	TOTAL COMMODITY OUTPUT	
-	-	-	-	-	Direct Purchases Abroad by Residents	

Jadual 12: Jadual Pengeluaran Domestik pada Harga Asas, Aktiviti mengikut Komoditi (RM'000), 2020

Table 12: Domestic Production Tables at Basic Prices, Activity by Commodity (RM'000), 2020

	Aktiviti \ Komoditi	Logam Asas Berharga dan Logam Bukan Ferus Lain *Basic Precious and Other Non-Ferrous Metals*	Pengacuan Logam *Casting of Metals*	Produk Struktur Logam, Tangki, Takungan dan Penjana Wap *Structural Metal Products, Tanks, Reservoirs and Steam Generators*	Keluaran Logam Lain yang Direka *Other Fabricated Metal Products*
		61	62	63	64
1	Padi	-	-	-	-
2	Tanaman Makanan	-	-	-	-
3	Sayur-sayuran	-	-	-	-
4	Buah-buahan	-	-	-	-
5	Getah	-	-	-	-
6	Kelapa Sawit	-	-	-	-
7	Tanaman Bunga	-	-	-	-
8	Pertanian Lain	-	-	-	-
9	Ternakan Ayam dan Itik	-	-	-	-
10	Ternakan Lain	-	-	-	-
11	Perhutanan dan Pembalakan	-	-	-	-
12	Perikanan dan Akuakultur	-	-	-	-
13	Minyak Mentah dan Gas Asli	-	-	-	-
14	Perlombongan Bijih Besi	-	-	-	-
15	Pengkuarian Batu, Pasir dan Tanah Liat	-	-	-	-
16	Perlombongan dan Pengkuarian Lain	-	-	-	-
17	Pemprosesan dan Pengawetan Daging	-	-	-	-
18	Pemprosesan dan Pengawetan Makanan Laut	-	-	-	-
19	Pemprosesan dan Pengawetan Buah-buahan & Sayur-sayuran	-	-	-	-
20	Produk Tenusu	-	-	-	-
21	Minyak & Lemak Sayuran dan Haiwan	-	-	-	-
22	Produk Bijian, Kanji dan Produk Berkanji	-	-	-	-
23	Produk Bakeri	-	-	-	1,269
24	Manisan	-	-	-	-
25	Prosesan Makanan Lain	71	-	-	-
26	Makanan Haiwan Tersedia	-	-	-	-
27	Spirit, Wain dan Minuman Keras	-	-	-	-
28	Minuman Ringan, Air Mineral & Minuman Lain yang Dibotolkan	-	-	-	284
29	Produk Tembakau	-	-	-	-
30	Penyediaan, Pemintalan dan Penenunan Tekstil	-	-	-	1
31	Penyiapan Akhir Tekstil	-	-	-	-
32	Tekstil Lain	-	-	-	23
33	Pakaian	-	-	-	-
34	Produk Kulit	-	-	75	-
35	Kasut	-	-	-	-
36	Pengilangan dan Pengetaman Kayu	-	-	-	-
37	Kepingan Venier dan Panel berasaskan Kayu	-	-	-	-
38	Pertukangan Kayu dan Tanggam untuk Jurubina	633	-	19,124	48
39	Bekas Kayu dan Produk Kayu Lain	-	-	-	245
40	Kertas dan Produk Kertas	-	-	-	792
41	Perabot	-	562	2,738	6,240
42	Penerbitan Semula Media Rakaman	-	-	-	-
43	Percetakan	-	-	-	1,507
44	Kok dan Produk Petroleum Bertapis	-	-	-	-
45	Kimia Asas	716	-	137	-
46	Baja dan Sebatian Nitrogen	-	-	-	-
47	Cat dan Varnis	-	-	-	9,275
48	Produk Farmaseutikal, Kimia Perubatan & Botani	-	-	-	-
49	Sabun & Bahan Pencuci, Pencuci dan Pengilat, Pewangi dan Dandanan Diri	-	-	-	1,481
50	Produk Kimia Lain	330	-	392	6,443
51	Tayar dan Tiub Getah	-	-	-	-
52	Prosesan Getah	-	-	-	2,531
53	Sarung Tangan Getah	-	-	-	-
54	Produk Getah Lain	200	-	-	1,745
55	Produk Plastik	2,586	-	2,595	39,740
56	Kaca dan Produk Kaca	29,187	-	6,198	1,561
57	Produk Refraktori, Tanah Liat, Porselin dan Seramik	-	-	1,233	-
58	Simen, Kapur dan Plaster	-	-	738	-
59	Produk Mineral bukan Logam	-	-	19,554	2,066
60	Besi dan Keluli Asas	565,627	60	10,288	116,692
61	Logam Asas Berharga dan Logam bukan Ferus Lain	15,015,855	1,266	1,513	3,310
62	Pengacuan Logam	3,282	3,018,427	2,905	2,385
63	Produk Struktur Logam, Tangki, Takungan dan Penjana Wap	14,576	4,530	16,435,186	206,309
64	Produk Logam Lain yang Direka	21,057	4,299	70,343	33,330,033

Jadual 12: Jadual Pengeluaran Domestik pada Harga Asas, Aktiviti mengikut Komoditi (RM'000), 2020

Table 12: Domestic Production Tables at Basic Prices, Activity by Commodity (RM'000), 2020

Enjin & Turbin, Alatan Kuasa Bendalir, Pam, Pemampat, Kepala Paip dan Injap Lain *Engines & Turbines, Fluid Power Equipment, Other Pumps, Compressors, Taps and Valves*	Jentera Kegunaan Umum Lain *Other General Purpose Machinery*	Senjata, Peluru dan Mesin Bertujuan Khas *Weapons, Ammuniton and Special Purpose Machinery*	Perkakasan Domestik *Domestic Appliances*	Commodity / Activity	
65	66	67	68		
-	-	-	-	***Paddy***	***1***
-	-	-	-	***Food Crops***	***2***
-	-	-	-	***Vegetables***	***3***
-	-	-	-	***Fruits***	***4***
-	-	-	-	***Rubber***	***5***
-	-	-	-	***Oil Palm***	***6***
-	-	-	-	***Flower Plants***	***7***
-	-	-	-	***Other Agriculture***	***8***
-	-	-	-	***Poultry Farming***	***9***
-	-	-	-	***Other Livestock***	***10***
-	-	-	-	***Forestry and Logging***	***11***
-	-	-	-	***Fishing and Aquaculture***	***12***
-	-	-	-	***Crude Oil and Natural Gas***	***13***
-	-	-	-	***Mining of Metal Ores***	***14***
-	-	-	-	***Quarrying of Stone, Sand and Clay***	***15***
-	-	-	-	***Other Mining and Quarrying***	***16***
-	-	-	-	***Processing and Preserving of Meat***	***17***
-	-	-	-	***Processing and Preserving of Seafood***	***18***
-	-	-	41	***Processing and Preserving of Fruits & Vegetables***	***19***
-	-	-	-	***Dairy Products***	***20***
-	-	5	-	***Vegetable & Animal Oils and Fats***	***21***
-	-	-	-	***Grain Mill Products, Starches and Starch Products***	***22***
-	-	9	263	***Bakery Products***	***23***
-	-	-	-	***Confectionery***	***24***
-	-	-	-	***Other Food Processing***	***25***
-	-	-	-	***Prepared Animal Feeds***	***26***
-	-	1,633	-	***Spirits, Wines and Liquors***	***27***
-	-	-	-	***Soft Drinks, Mineral Waters and Other Bottled Waters***	***28***
-	-	-	-	***Tobacco Products***	***29***
-	-	-	-	***Preparation, Spinning and Weaving of Textiles***	***30***
-	-	-	-	***Finishing of Textiles***	***31***
-	-	-	-	***Other Textiles***	***32***
-	-	140	-	***Wearing Apparel***	***33***
-	-	-	-	***Leather Products***	***34***
-	-	-	-	***Footwear***	***35***
-	-	-	-	***Sawmilling and Planning of Wood***	***36***
-	-	-	-	***Veneer Sheets and Wood-based Panels***	***37***
-	-	-	-	***Builders' Carpentry and Joinery***	***38***
-	-	537	-	***Wooden Containers and Other Wood Products***	***39***
-	-	-	-	***Paper and Paper Products***	***40***
-	2,441	562	3,605	***Furniture***	***41***
-	-	-	-	***Reproduction of Recorded Media***	***42***
-	670	1,000	-	***Printing***	***43***
353,860	-	487,508	-	***Coke and Refined Petroleum Products***	***44***
-	20,494	-	578	***Basic Chemicals***	***45***
-	-	-	-	***Fertilizers and Nitrogen Compounds***	***46***
-	-	74	710	***Paints and Varnishes***	***47***
-	-	-	-	***Pharmaceuticals, Medicinal Chemical & Botanical Products***	***48***
-	-	-	-	***Soaps & Detergents, Cleaning & Polishing, Perfumes and Toilet Preparations***	***49***
3,586	116	23	-	***Other Chemicals Products***	***50***
-	-	-	-	***Rubber Tyres and Tubes***	***51***
-	5,062	-	-	***Rubber Processing***	***52***
-	-	-	-	***Rubber Gloves***	***53***
-	2,094	-	-	***Other Rubber Products***	***54***
666	17,462	58,869	25,849	***Plastic Products***	***55***
-	1,923	356	-	***Glass and Glass Products***	***56***
-	-	-	-	***Refractory, Clay, Porcelain and Ceramic Products***	***57***
-	-	-	-	***Cement, Lime and Plaster***	***58***
-	-	6,152	-	***Non-Metallic Mineral Products***	***59***
-	-	18,828	-	***Basic Iron and Steel***	***60***
-	-	23,264	1,615	***Basic Precious and Other Non-Ferrous Metals***	***61***
-	381	1,382	-	***Casting of Metals***	***62***
13,694	60,773	1,146	1,564	***Structural Metal Products, Tanks, Reservoirs and Steam Generators***	***63***
324	9,987	69,837	678	***Other Fabricated Metal Products***	***64***

Jadual 12: Jadual Pengeluaran Domestik pada Harga Asas, Aktiviti mengikut Komoditi (RM'000), 2020

Table 12: Domestic Production Tables at Basic Prices, Activity by Commodity (RM'000), 2020

	Aktiviti / Komoditi	Logam Asas Berharga dan Logam Bukan Ferus Lain *Basic Precious and Other Non-Ferrous Metals*	Pengacuan Logam *Casting of Metals*	Produk Struktur Logam, Tangki, Takungan dan Penjana Wap *Structural Metal Products, Tanks, Reservoirs and Steam Generators*	Keluaran Logam Lain yang Direka *Other Fabricated Metal Products*
		61	62	63	64
65	Enjin & Turbin, Alatan Kuasa Bendalir, Pam, Pemampat Lain, Kepala Paip dan Injap Lain	-	266	-	27,871
66	Jentera Kegunaan Umum Lain	754	-	116	1,850
67	Senjata, Peluru dan Mesin bertujuan Khas	-	40,586	-	39,546
68	Perkakasan Domestik	-	-	-	-
69	Komputer, Peranti, Mesin dan Kelengkapan Pejabat	-	-	-	-
70	Motor Elektrik, Penjana dan Transformer	-	-	-	-
71	Perkakasan Pengagihan & Pengawalan Elektrik, Bateri dan Akumulator	-	-	711	2,592
72	Kabel Gentian Optikal, Elektronik dan Elektrik Lain	606	-	-	2,720
73	Alatan Pendawaian, Kelengkapan Pencahayaan Elektrik dan Elektrik Lain	-	-	-	11,275
74	Komponen dan Papan Elektronik	8,773	-	-	4,689
75	Peralatan Komunikasi dan Elektronik Pengguna	200	-	-	17,840
76	Peralatan Penyinaran, Perubatan Elektro dan Elektroterapeutik	-	-	33,962	-
77	Kelengkapan Mengukur, Menguji, Memandu Arah dan Kawalan	-	-	-	-
78	Instrumen Optikal, Alatan Fotografi, Media Magnetik dan Optikal	-	-	-	-
79	Jam Tangan dan Jam	-	-	-	-
80	Kenderaan Bermotor, Treler dan Semi Treler	-	-	195	65,564
81	Motosikal	-	-	-	-
82	Kapal, Bot, Basikal dan 'Invalid Carriages'	-	-	-	8,331
83	Kelengkapan Pengangkutan Lain	-	-	-	1,250
84	Pembuatan Lain	46	698	1,604	63,767
85	Pembaikan & Pemasangan Mesin dan Kelengkapan	-	20,624	963	420
86	Elektrik dan Gas	-	-	-	-
87	Air	-	-	-	-
88	Pembetungan, Pengurusan Sisa & Aktiviti Pemulihan	-	-	-	-
89	Bangunan Kediaman	-	-	-	-
90	Bangunan Bukan Kediaman	-	-	-	-
91	Kejuruteraan Awam	-	-	-	-
92	Aktiviti Pembinaan Pertukangan Khas	-	-	-	-
93	Perdagangan Borong & Runcit, Pembaikan Kenderaan Bermotor dan Motosikal	-	-	-	-
94	Penginapan	-	-	-	-
95	Makanan dan Minuman	-	-	-	-
96	Pengangkutan Darat	-	-	-	-
97	Pengangkutan Air	-	-	-	-
98	Pengangkutan Udara	-	-	-	-
99	Penggudangan dan Aktiviti Sokongan untuk Pengangkutan	-	-	-	-
100	Perkhidmatan berkaitan Pengangkutan Air dan Udara	-	-	-	-
101	Perkhidmatan Operasi Lebuhraya, Jambatan dan Terowong	-	-	-	-
102	Perkhidmatan Pos dan Kurier	-	-	-	-
103	Aktiviti Penerbitan	-	-	-	-
104	Telekomunikasi	-	-	-	-
105	Aktiviti Wayang Gambar, Pemprograman dan Penyiaran	-	-	-	-
106	Perkhidmatan Komputer dan Maklumat	-	-	-	-
107	Perantaraan Kewangan	-	-	-	-
108	Perkhidmatan Kewangan Lain	-	-	-	-
109	Insurans/ Takaful dan Tabungan Pencen	-	-	-	-
110	Aktiviti Sokongan Perkhidmatan Kewangan dan Insurans/ Takaful	-	-	-	-
111	Hartanah	-	-	-	-
112	Pemilikan Kediaman	-	-	-	-
113	Sewaan dan Pajakan	-	-	-	-
114	Penyelidikan dan Pembangunan Saintifik	-	-	-	-
115	Profesional	-	-	-	-
116	Perkhidmatan Perniagaan	-	-	-	-
117	Pentadbiran Awam	-	-	-	-
118	Pendidikan	-	-	-	-
119	Kesihatan	-	-	-	-
120	Ketenteraman dan Keselamatan Awam	-	-	-	-
121	Pentadbiran Awam Lain	-	-	-	-
122	Institusi bukan Keuntungan yang Berkhidmat kepada Isi Rumah	-	-	-	-
123	Kesenian, Hiburan dan Rekreasi	-	-	-	-
124	Perkhidmatan Swasta Lain	-	-	-	-
	JUMLAH OUTPUT KOMODITI	**15,664,498**	**3,091,317**	**16,610,568**	**33,981,696**
	Pembelian Langsung oleh Residen di Luar Negeri	-	-	-	-

Jadual 12: Jadual Pengeluaran Domestik pada Harga Asas, Aktiviti mengikut Komoditi (RM'000), 2020

Table 12: Domestic Production Tables at Basic Prices, Activity by Commodity (RM'000), 2020

Enjin & Turbin, Alatan Kuasa Bendalir,Pam, Pemampat, Kepala Paip dan Injap Lain *Engines & Turbines, Fluid Power Equipment, Other Pumps, Compressors, Taps and Valves*	Jentera Kegunaan Umum Lain *Other General Purpose Machinery*	Senjata, Peluru dan Mesin Bertujuan Khas *Weapons, Ammunition and Special Purpose Machinery*	Perkakasan Domestik *Domestic Appliances*	Commodity / Activity	
65	66	67	68		
2,476,794	4,164	906	-	Engines & Turbines, Fluid Power Equipment, Other Pumps, Compressors, Taps and Valves	65
125,805	16,895,802	6,523	5,429	Other General Purpose Machinery	66
-	42,643	12,229,332	-	Weapons, Ammunition and Special Purpose Machinery	67
-	10,813	3,890	6,209,545	Domestic Appliances	68
-	55,897	-	-	Computers, Peripheral, Office Equipment and Machinery	69
-	-	-	1,135	Electric Motors, Generators and Transformers	70
11	-	3,022	-	Electricity Distribution & Control Apparatus, Batteries and Accumulators	71
-	-	-	-	Fibre Optic, Electronic and Other Electric Cables	72
-	-	-	6,888	Wiring Devices, Electric Lighting Equipment and Other Electrical	73
754	-	97,378	7,341	Electronic Components and Boards	74
822	1,321	776	-	Communication Equipment and Consumer Electronics	75
-	95,181	-	-	Irradiation Equipment, Electro Medical and Electrotherapeutic	76
-	3,278	197,866	-	Measuring Equipment, Testing, Navigating and Control	77
-	-	109,011	-	Optical Instruments, Photographic Equipment, Magnetic and Optical Media	78
-	-	-	-	Watches and Clocks	79
29,504	433,527	12	-	Motor Vehicles, Trailers and Semi Trailers	80
-	-	-	-	Motorcycles	81
-	1,985	-	-	Ships, Boats, Bicycles and Invalid Carriages	82
-	4,487	-	-	Other Transport Equipment	83
-	51	50,391	-	Other Manufacturing	84
-	-	613	-	Repair & Installation of Machinery and Equipment	85
-	-	-	-	Electricity and Gas	86
-	-	-	-	Water	87
-	-	-	-	Sewerage, Waste Management & Remediation Activities	88
-	-	-	-	Residential Buildings	89
-	-	-	-	Non-Residential Buildings	90
-	-	-	-	Civil Engineering	91
-	-	-	-	Specialised Construction Activities	92
-	-	-	-	Wholesale & Retail Trade, Repair of Motor Vehicles and Motorcycles	93
-	-	-	-	Accommodation	94
-	-	-	-	Food and Beverage	95
-	-	-	-	Land Transport	96
-	-	-	-	Water Transport	97
-	-	-	-	Air Transport	98
-	-	-	-	Warehousing and Support Activities for Transportation	99
-	-	-	-	Services Incidental to Water and Air Transportation	100
-	-	-	-	Highway Operation Services, Bridge and Tunnel	101
-	-	-	-	Postal and Courier Activities	102
-	-	-	-	Publishing Activities	103
-	-	-	-	Telecommunications	104
-	-	-	-	Motion Picture, Programming and Broadcasting Activities	105
-	-	-	-	Computer and Information Services	106
-	-	-	-	Monetary Intermediation	107
-	-	-	-	Other Financial Service	108
-	-	-	-	Insurance/ Takaful and Pension Funding	109
-	-	-	-	Activities Auxiliary to Financial Service and Insurance/ Takaful	110
-	-	-	-	Real Estate	111
-	-	-	-	Ownership of Dwellings	112
-	-	-	-	Rental and Leasing	113
-	-	-	-	Scientific Research and Development	114
-	-	-	-	Professional	115
-	-	-	-	Business Services	116
-	-	-	-	Public Administration	117
-	-	-	-	Education	118
-	-	-	-	Health	119
-	-	-	-	Public Order and Safety	120
-	-	-	-	Other Public Administration	121
-	-	-	-	Non-Profit Institutions Serving Households	122
-	-	-	-	Arts, Entertainment and Recreation	123
-	-	-	-	Other Private Services	124
3,005,821	**17,670,554**	**13,371,045**	**6,265,242**	**TOTAL COMMODITY OUTPUT**	
-	-	-	-	Direct Purchases Abroad by Residents	

Jadual 12: Jadual Pengeluaran Domestik pada Harga Asas, Aktiviti mengikut Komoditi (RM'000), 2020

Table 12: Domestic Production Tables at Basic Prices, Activity by Commodity (RM'000), 2020

	Aktiviti \ Komoditi	Komputer, Peranti, Mesin dan Kelengkapan Pejabat *Computers, Peripheral, Office Machinery and Equipment*	Motor Elektrik, Penjana dan Transformer *Electric Motors, Generators and Transformers*	Perkakasan Pengagihan & Pengawalan Elektrik, Bateri dan Akumulator *Electricity Distribution & Control Apparatus, Batteries and Accumulators*	Kabel Gentian Optikal, Elektronik dan Elektrik Lain *Fibre Optic, Electronic and Other Electric Cables*
		69	70	71	72
1	Padi	-	-	-	-
2	Tanaman Makanan	-	-	-	-
3	Sayur-sayuran	-	-	-	-
4	Buah-buahan	-	-	-	-
5	Getah	-	-	-	-
6	Kelapa Sawit	-	-	-	-
7	Tanaman Bunga	-	-	-	-
8	Pertanian Lain	-	-	-	-
9	Ternakan Ayam dan Itik	-	-	-	-
10	Ternakan Lain	-	-	-	-
11	Perhutanan dan Pembalakan	-	-	-	-
12	Perikanan dan Akuakultur	-	-	-	-
13	Minyak Mentah dan Gas Asli	-	-	-	-
14	Perlombongan Bijih Besi	-	-	-	-
15	Pengkuarian Batu, Pasir dan Tanah Liat	-	-	-	-
16	Perlombongan dan Pengkuarian Lain	-	-	-	-
17	Pemprosesan dan Pengawetan Daging	-	-	-	-
18	Pemprosesan dan Pengawetan Makanan Laut	-	-	-	-
19	Pemprosesan dan Pengawetan Buah-buahan & Sayur-sayuran	-	-	-	-
20	Produk Tenusu	-	-	-	-
21	Minyak & Lemak Sayuran dan Haiwan	-	-	-	-
22	Produk Bijian, Kanji dan Produk Berkanji	-	-	-	-
23	Produk Bakeri	-	-	-	-
24	Manisan	-	-	-	-
25	Prosesan Makanan Lain	-	-	-	-
26	Makanan Haiwan Tersedia	-	-	-	-
27	Spirit, Wain dan Minuman Keras	-	-	-	-
28	Minuman Ringan, Air Mineral & Minuman Lain yang Dibotolkan	-	-	-	-
29	Produk Tembakau	-	-	-	-
30	Penyediaan, Pemintalan dan Penenunan Tekstil	-	-	-	-
31	Penyiapan Akhir Tekstil	-	-	-	-
32	Tekstil Lain	-	-	-	-
33	Pakaian	-	-	-	-
34	Produk Kulit	-	-	-	-
35	Kasut	-	-	-	-
36	Pengilangan dan Pengetaman Kayu	-	-	-	-
37	Kepingan Venier dan Panel berasaskan Kayu	5,893	-	-	-
38	Pertukangan Kayu dan Tanggam untuk Jurubina	-	-	-	-
39	Bekas Kayu dan Produk Kayu Lain	-	-	-	-
40	Kertas dan Produk Kertas	-	-	-	347
41	Perabot	-	-	3,030	-
42	Penerbitan Semula Media Rakaman	-	-	-	-
43	Percetakan	1,002	-	-	-
44	Kok dan Produk Petroleum Bertapis	-	-	-	-
45	Kimia Asas	-	-	-	-
46	Baja dan Sebatian Nitrogen	-	-	-	-
47	Cat dan Varnis	842	-	-	-
48	Produk Farmaseutikal, Kimia Perubatan & Botani	-	-	-	-
49	Sabun & Bahan Pencuci, Pencuci dan Pengilat, Pewangi dan Dandanan Diri	-	-	-	-
50	Produk Kimia Lain	-	-	-	-
51	Tayar dan Tiub Getah	-	-	-	-
52	Prosesan Getah	-	-	-	-
53	Sarung Tangan Getah	-	-	-	-
54	Produk Getah Lain	-	-	6,329	4,227
55	Produk Plastik	3,306	6,004	364	468
56	Kaca dan Produk Kaca	-	-	-	47,857
57	Produk Refraktori, Tanah Liat, Porselin dan Seramik	-	-	-	-
58	Simen, Kapur dan Plaster	-	-	66	-
59	Produk Mineral bukan Logam	-	-	94	-
60	Besi dan Keluli Asas	-	-	2,339	-
61	Logam Asas Berharga dan Logam bukan Ferus Lain	-	-	-	596
62	Pengacuan Logam	-	-	-	-
63	Produk Struktur Logam, Tangki, Takungan dan Penjana Wap	-	-	-	-
64	Produk Logam Lain yang Direka	-	653	3,219	-

Jadual 12: Jadual Pengeluaran Domestik pada Harga Asas, Aktiviti mengikut Komoditi (RM'000), 2020

Table 12: Domestic Production Tables at Basic Prices, Activity by Commodity (RM'000), 2020

Alatan Pendawaian, Kelengkapan Pencahayaan Elektrik dan Elektrik Lain *Wiring Devices, Electric Lighting and Other Electrical Equipment*	Komponen dan Papan Elektronik *Electronic Components and Boards*	Peralatan Komunikasi dan Elektronik Pengguna *Communication Equipment and Consumer Electronics*	Peralatan Penyinaran, Perubatan Elektro dan Elektroterapeutik *Irradiation, Electro Medical and Electrotherapeutic Equipment*	Commodity / Activity	
73	74	75	76		
-	-	-	-	***Paddy***	***1***
-	-	-	-	***Food Crops***	***2***
-	-	-	-	***Vegetables***	***3***
-	-	-	-	***Fruits***	***4***
-	-	-	-	***Rubber***	***5***
-	-	-	-	***Oil Palm***	***6***
-	-	-	-	***Flower Plants***	***7***
-	-	-	-	***Other Agriculture***	***8***
-	-	-	-	***Poultry Farming***	***9***
-	-	-	-	***Other Livestock***	***10***
-	-	-	-	***Forestry and Logging***	***11***
-	-	-	-	***Fishing and Aquaculture***	***12***
-	-	-	-	***Crude Oil and Natural Gas***	***13***
-	-	-	-	***Mining of Metal Ores***	***14***
-	-	-	-	***Quarrying of Stone, Sand and Clay***	***15***
-	-	-	-	***Other Mining and Quarrying***	***16***
-	-	-	-	***Processing and Preserving of Meat***	***17***
-	-	-	-	***Processing and Preserving of Seafood***	***18***
-	-	-	-	***Processing and Preserving of Fruits & Vegetables***	***19***
-	-	-	-	***Dairy Products***	***20***
-	-	-	-	***Vegetable & Animal Oils and Fats***	***21***
-	-	-	-	***Grain Mill Products, Starches and Starch Products***	***22***
-	-	-	-	***Bakery Products***	***23***
-	-	-	-	***Confectionery***	***24***
-	-	-	-	***Other Food Processing***	***25***
-	-	-	-	***Prepared Animal Feeds***	***26***
-	-	-	-	***Spirits, Wines and Liquors***	***27***
-	-	-	-	***Soft Drinks, Mineral Waters and Other Bottled Waters***	***28***
-	-	-	-	***Tobacco Products***	***29***
-	-	-	-	***Preparation, Spinning and Weaving of Textiles***	***30***
-	-	-	-	***Finishing of Textiles***	***31***
-	-	-	-	***Other Textiles***	***32***
-	-	-	-	***Wearing Apparel***	***33***
-	-	-	-	***Leather Products***	***34***
-	-	-	-	***Footwear***	***35***
-	-	-	-	***Sawmilling and Planning of Wood***	***36***
-	-	-	-	***Veneer Sheets and Wood-based Panels***	***37***
-	-	-	-	***Builders' Carpentry and Joinery***	***38***
-	-	-	-	***Wooden Containers and Other Wood Products***	***39***
-	-	-	-	***Paper and Paper Products***	***40***
-	-	-	-	***Furniture***	***41***
-	-	-	-	***Reproduction of Recorded Media***	***42***
-	-	-	-	***Printing***	***43***
-	-	-	-	***Coke and Refined Petroleum Products***	***44***
596	-	-	9,466	***Basic Chemicals***	***45***
-	-	-	-	***Fertilizers and Nitrogen Compounds***	***46***
-	1,556	-	-	***Paints and Varnishes***	***47***
-	-	-	146	***Pharmaceuticals, Medicinal Chemical & Botanical Products***	***48***
-	-	-	-	***Soaps & Detergents, Cleaning & Polishing, Perfumes and Toilet Preparations***	***49***
-	314	-	-	***Other Chemicals Products***	***50***
-	-	-	-	***Rubber Tyres and Tubes***	***51***
-	-	-	-	***Rubber Processing***	***52***
-	-	-	-	***Rubber Gloves***	***53***
401	165	-	-	***Other Rubber Products***	***54***
617	14,750	20,228	-	***Plastic Products***	***55***
-	-	-	-	***Glass and Glass Products***	***56***
-	-	-	-	***Refractory, Clay, Porcelain and Ceramic Products***	***57***
-	-	-	-	***Cement, Lime and Plaster***	***58***
-	96	-	-	***Non-Metallic Mineral Products***	***59***
794	21,092	-	-	***Basic Iron and Steel***	***60***
-	527	2,437	-	***Basic Precious and Other Non-Ferrous Metals***	***61***
-	-	-	-	***Casting of Metals***	***62***
3,115	-	-	-	***Structural Metal Products, Tanks, Reservoirs and Steam Generators***	***63***
720	17,162	-	-	***Other Fabricated Metal Products***	***64***

Jadual 12: Jadual Pengeluaran Domestik pada Harga Asas, Aktiviti mengikut Komoditi (RM'000), 2020

Table 12: Domestic Production Tables at Basic Prices, Activity by Commodity (RM'000), 2020

	Aktiviti \ Komoditi	Komputer, Peranti, Mesin dan Kelengkapan Pejabat *Computers, Peripheral, Office Machinery and Equipment*	Motor Elektrik, Penjana dan Transformer *Electric Motors, Generators and Transformers*	Perkakasan Pengagihan & Pengawalan Elektrik, Bateri dan Akumulator *Electricity Distribution & Control Apparatus, Batteries and Accumulators*	Kabel Gentian Optikal, Elektronik dan Elektrik Lain *Fibre Optic, Electronic and Other Electric Cables*
		69	70	71	72
65	Enjin & Turbin, Alatan Kuasa Bendalir, Pam, Pemampat Lain, Kepala Paip dan Injap Lain	-	-	-	-
66	Jentera Kegunaan Umum Lain	4,258	-	253	-
67	Senjata, Peluru dan Mesin bertujuan Khas	-	-	68,887	-
68	Perkakasan Domestik	723	-	9,551	-
69	Komputer, Peranti, Mesin dan Kelengkapan Pejabat	36,708,432	-	-	7,113
70	Motor Elektrik, Penjana dan Transformer	-	4,174,860	40,469	-
71	Perkakasan Pengagihan & Pengawalan Elektrik, Bateri dan Akumulator	61,261	97,170	11,736,868	2,721
72	Kabel Gentian Optikal, Elektronik dan Elektrik Lain	-	576	60,599	10,776,281
73	Alatan Pendawaian, Kelengkapan Pencahayaan Elektrik dan Elektrik Lain	-	3,569	24,182	-
74	Komponen dan Papan Elektronik	8,724,680	7,143	2,234	112,428
75	Peralatan Komunikasi dan Elektronik Pengguna	15,603	2,874	1,299,179	15,002
76	Peralatan Penyinaran, Perubatan Elektro dan Elektroterapeutik	-	-	-	-
77	Kelengkapan Mengukur, Menguji, Memandu Arah dan Kawalan	7,280	-	-	-
78	Instrumen Optikal, Alatan Fotografi, Media Magnetik dan Optikal	-	-	80	-
79	Jam Tangan dan Jam	3,484	-	-	-
80	Kenderaan Bermotor, Treler dan Semi Treler	18,155	-	22,992	45
81	Motosikal	-	-	-	-
82	Kapal, Bot, Basikal dan 'Invalid Carriages'	-	-	-	-
83	Kelengkapan Pengangkutan Lain	-	-	-	-
84	Pembuatan Lain	29,222	-	76,762	-
85	Pembaikan & Pemasangan Mesin dan Kelengkapan	362	-	16,499	-
86	Elektrik dan Gas	-	-	-	-
87	Air	-	-	-	-
88	Pembetungan, Pengurusan Sisa & Aktiviti Pemulihan	-	-	-	-
89	Bangunan Kediaman	-	-	-	-
90	Bangunan Bukan Kediaman	-	-	-	-
91	Kejuruteraan Awam	-	-	-	-
92	Aktiviti Pembinaan Pertukangan Khas	-	-	-	-
93	Perdagangan Borong & Runcit, Pembaikan Kenderaan Bermotor dan Motosikal	-	-	-	-
94	Penginapan	-	-	-	-
95	Makanan dan Minuman	-	-	-	-
96	Pengangkutan Darat	-	-	-	-
97	Pengangkutan Air	-	-	-	-
98	Pengangkutan Udara	-	-	-	-
99	Penggudangan dan Aktiviti Sokongan untuk Pengangkutan	-	-	-	-
100	Perkhidmatan berkaitan Pengangkutan Air dan Udara	-	-	-	-
101	Perkhidmatan Operasi Lebuhraya, Jambatan dan Terowong	-	-	-	-
102	Perkhidmatan Pos dan Kurier	-	-	-	-
103	Aktiviti Penerbitan	-	-	-	-
104	Telekomunikasi	-	-	-	-
105	Aktiviti Wayang Gambar, Pemprograman dan Penyiaran	-	-	-	-
106	Perkhidmatan Komputer dan Maklumat	-	-	-	-
107	Perantaraan Kewangan	-	-	-	-
108	Perkhidmatan Kewangan Lain	-	-	-	-
109	Insurans/ Takaful dan Tabungan Pencen	-	-	-	-
110	Aktiviti Sokongan Perkhidmatan Kewangan dan Insurans/ Takaful	-	-	-	-
111	Hartanah	-	-	-	-
112	Pemilikan Kediaman	-	-	-	-
113	Sewaan dan Pajakan	-	-	-	-
114	Penyelidikan dan Pembangunan Saintifik	-	-	-	-
115	Profesional	-	-	-	-
116	Perkhidmatan Perniagaan	-	-	-	-
117	Pentadbiran Awam	-	-	-	-
118	Pendidikan	-	-	-	-
119	Kesihatan	-	-	-	-
120	Ketenteraman dan Keselamatan Awam	-	-	-	-
121	Pentadbiran Awam Lain	-	-	-	-
122	Institusi bukan Keuntungan yang Berkhidmat kepada Isi Rumah	-	-	-	-
123	Kesenian, Hiburan dan Rekreasi	-	-	-	-
124	Perkhidmatan Swasta Lain	-	-	-	-
	JUMLAH OUTPUT KOMODITI	45,584,503	4,292,849	13,373,997	10,967,085
	Pembelian Langsung oleh Residen di Luar Negeri	-	-	-	-

Jadual 12: Jadual Pengeluaran Domestik pada Harga Asas, Aktiviti mengikut Komoditi (RM'000), 2020

Table 12: Domestic Production Tables at Basic Prices, Activity by Commodity (RM'000), 2020

Alatan Pendawaian, Kelengkapan Pencahayaan Elektrik dan Elektrik Lain *Wiring Devices, Electric Lighting and Other Electrical Equipment*	Komponen dan Papan Elektronik *Electronic Components and Boards*	Peralatan Komunikasi dan Elektronik Pengguna *Communication Equipment and Consumer Electronics*	Peralatan Penyinaran, Perubatan Elektro dan Elektroterapeutik *Irradiation, Electro Medical and Electrotherapeutic Equipment*	*Commodity* / *Activity*	
73	74	75	76		
-	322	-	-	***Engines & Turbines, Fluid Power Equipment, Other Pumps, Compressors, Taps and Valves***	***65***
-	1,266	3,179	-	***Other General Purpose Machinery***	***66***
2,179	48,735	-	647	***Weapons, Ammunition and Special Purpose Machinery***	***67***
2,809	40,730	47	-	***Domestic Appliances***	***68***
-	425,494	21,581	-	***Computers, Peripheral, Office Equipment and Machinery***	***69***
435,640	2,500	-	-	***Electric Motors, Generators and Transformers***	***70***
10,281	156,174	265	2,919	***Electricity Distribution & Control Apparatus, Batteries and Accumulators***	***71***
8,552	15,592	-	-	***Fibre Optic, Electronic and Other Electric Cables***	***72***
5,948,148	3,722	179	-	***Wiring Devices, Electric Lighting Equipment and Other Electrical***	***73***
32,511	201,676,402	105,797	6,759	***Electronic Components and Boards***	***74***
16,192	16,441	81,778,604	942	***Communication Equipment and Consumer Electronics***	***75***
-	-	-	3,378,971	***Irradiation Equipment, Electro Medical and Electrotherapeutic***	***76***
-	41,843	392,397	191,868	***Measuring Equipment, Testing, Navigating and Control***	***77***
-	-	-	-	***Optical Instruments, Photographic Equipment, Magnetic and Optical Media***	***78***
-	-	-	-	***Watches and Clocks***	***79***
132,600	7,817	3,292	-	***Motor Vehicles, Trailers and Semi Trailers***	***80***
-	-	-	-	***Motorcycles***	***81***
-	-	-	-	***Ships, Boats, Bicycles and Invalid Carriages***	***82***
-	-	-	-	***Other Transport Equipment***	***83***
8,203	813	-	68	***Other Manufacturing***	***84***
50	1,899	-	-	***Repair & Installation of Machinery and Equipment***	***85***
-	-	-	-	***Electricity and Gas***	***86***
-	-	-	-	***Water***	***87***
-	-	-	-	***Sewerage, Waste Management & Remediation Activities***	***88***
-	-	-	-	***Residential Buildings***	***89***
-	-	-	-	***Non-Residential Buildings***	***90***
-	-	-	-	***Civil Engineering***	***91***
-	-	-	-	***Specialised Construction Activities***	***92***
-	-	-	-	***Wholesale & Retail Trade, Repair of Motor Vehicles and Motorcycles***	***93***
-	-	-	-	***Accommodation***	***94***
-	-	-	-	***Food and Beverage***	***95***
-	-	-	-	***Land Transport***	***96***
-	-	-	-	***Water Transport***	***97***
-	-	-	-	***Air Transport***	***98***
-	-	-	-	***Warehousing and Support Activities for Transportation***	***99***
-	-	-	-	***Services Incidental to Water and Air Transportation***	***100***
-	-	-	-	***Highway Operation Services, Bridge and Tunnel***	***101***
-	-	-	-	***Postal and Courier Activities***	***102***
-	-	-	-	***Publishing Activities***	***103***
-	-	-	-	***Telecommunications***	***104***
-	-	-	-	***Motion Picture, Programming and Broadcasting Activities***	***105***
-	-	-	-	***Computer and Information Services***	***106***
-	-	-	-	***Monetary Intermediation***	***107***
-	-	-	-	***Other Financial Service***	***108***
-	-	-	-	***Insurance/ Takaful and Pension Funding***	***109***
-	-	-	-	***Activities Auxiliary to Financial Service and Insurance/ Takaful***	***110***
-	-	-	-	***Real Estate***	***111***
-	-	-	-	***Ownership of Dwellings***	***112***
-	-	-	-	***Rental and Leasing***	***113***
-	-	-	-	***Scientific Research and Development***	***114***
-	-	-	-	***Professional***	***115***
-	-	-	-	***Business Services***	***116***
-	-	-	-	***Public Administration***	***117***
-	-	-	-	***Education***	***118***
-	-	-	-	***Health***	***119***
-	-	-	-	***Public Order and Safety***	***120***
-	-	-	-	***Other Public Administration***	***121***
-	-	-	-	***Non-Profit Institutions Serving Households***	***122***
-	-	-	-	***Arts, Entertainment and Recreation***	***123***
-	-	-	-	***Other Private Services***	***124***
6,603,408	**202,495,414**	**82,328,006**	**3,591,785**	***TOTAL COMMODITY OUTPUT***	
-	-	-	-	***Direct Purchases Abroad by Residents***	

Jadual 12: Jadual Pengeluaran Domestik pada Harga Asas, Aktiviti mengikut Komoditi (RM'000), 2020

Table 12: Domestic Production Tables at Basic Prices, Activity by Commodity (RM'000), 2020

	Aktiviti \ Komoditi	Kelengkapan Mengukur, Menguji,Memandu Arah dan Kawalan *Measuring, Testing, Navigating and Control Equipment*	Instrumen Optikalal, Alatan Fotografi, Media Magnetik dan Optikal *Optical Instruments, Photographic Equipment, Magnetic and Optical Media*	Jam Tangan dan Jam *Watches and Clocks*	Kenderaan Bermotor, Treler dan Semi Treler *Motor Vehicles, Trailers and Semi Trailers*
		77	78	79	80
1	Padi	-	-	-	-
2	Tanaman Makanan	-	-	-	-
3	Sayur-sayuran	-	-	-	-
4	Buah-buahan	-	-	-	-
5	Getah	-	-	-	-
6	Kelapa Sawit	-	-	-	-
7	Tanaman Bunga	-	-	-	-
8	Pertanian Lain	-	-	-	-
9	Ternakan Ayam dan Itik	-	-	-	-
10	Ternakan Lain	-	-	-	-
11	Perhutanan dan Pembalakan	-	-	-	-
12	Perikanan dan Akuakultur	-	-	-	-
13	Minyak Mentah dan Gas Asli	-	-	-	-
14	Perlombongan Bijih Besi	-	-	-	-
15	Pengkuarian Batu, Pasir dan Tanah Liat	-	-	-	-
16	Perlombongan dan Pengkuarian Lain	-	-	-	-
17	Pemprosesan dan Pengawetan Daging	-	-	-	-
18	Pemprosesan dan Pengawetan Makanan Laut	-	-	-	-
19	Pemprosesan dan Pengawetan Buah-buahan & Sayur-sayuran	-	-	-	-
20	Produk Tenusu	-	-	-	-
21	Minyak & Lemak Sayuran dan Haiwan	-	-	-	-
22	Produk Bijian, Kanji dan Produk Berkanji	-	-	-	-
23	Produk Bakeri	-	-	-	-
24	Manisan	-	-	-	-
25	Prosesan Makanan Lain	-	-	-	-
26	Makanan Haiwan Tersedia	-	-	-	-
27	Spirit, Wain dan Minuman Keras	-	-	-	-
28	Minuman Ringan, Air Mineral & Minuman Lain yang Dibotolkan	-	-	-	-
29	Produk Tembakau	-	-	-	-
30	Penyediaan, Pemintalan dan Penenunan Tekstil	-	-	-	-
31	Penyiapan Akhir Tekstil	-	-	-	-
32	Tekstil Lain	-	-	-	22,964
33	Pakaian	-	-	-	-
34	Produk Kulit	-	-	-	-
35	Kasut	-	-	-	-
36	Pengilangan dan Pengetaman Kayu	-	-	-	-
37	Kepingan Venier dan Panel berasaskan Kayu	-	-	-	-
38	Pertukangan Kayu dan Tanggam untuk Jurubina	-	-	-	-
39	Bekas Kayu dan Produk Kayu Lain	-	-	-	-
40	Kertas dan Produk Kertas	306	-	-	135,684
41	Perabot	-	-	-	185
42	Penerbitan Semula Media Rakaman	-	-	-	-
43	Percetakan	-	1,037	-	-
44	Kok dan Produk Petroleum Bertapis	-	-	-	-
45	Kimia Asas	-	-	-	-
46	Baja dan Sebatian Nitrogen	-	-	-	-
47	Cat dan Varnis	-	-	-	-
48	Produk Farmaseutikal, Kimia Perubatan & Botani	-	-	-	-
49	Sabun & Bahan Pencuci, Pencuci dan Pengilat, Pewangi dan Dandanan Diri	-	-	-	-
50	Produk Kimia Lain	-	-	-	-
51	Tayar dan Tiub Getah	-	-	-	-
52	Prosesan Getah	-	-	-	-
53	Sarung Tangan Getah	-	-	-	-
54	Produk Getah Lain	-	-	-	83
55	Produk Plastik	-	-	-	-
56	Kaca dan Produk Kaca	-	-	-	-
57	Produk Refraktori, Tanah Liat, Porselin dan Seramik	-	-	-	-
58	Simen, Kapur dan Plaster	-	-	-	-
59	Produk Mineral bukan Logam	-	-	-	-
60	Besi dan Keluli Asas	-	-	-	71,209
61	Logam Asas Berharga dan Logam bukan Ferus Lain	-	-	-	-
62	Pengacuan Logam	-	-	-	267
63	Produk Struktur Logam, Tangki, Takungan dan Penjana Wap	-	-	-	17,495
64	Produk Logam Lain yang Direka	807	-	-	24,612

Jadual 12: Jadual Pengeluaran Domestik pada Harga Asas, Aktiviti mengikut Komoditi (RM'000), 2020

Table 12: Domestic Production Tables at Basic Prices, Activity by Commodity (RM'000), 2020

Motosikal *Motorcycles*	**Kapal, Bot, Basikal dan *Invalid Carriages*** *Ships, Boats, Bicycles and Invalid Carriages*	**Kelengkapan Pengangkutan Lain** *Other Transport Equipment*	**Pembuatan Lain** *Other Manufacturing*	***Commodity*** / ***Activity***	
81	**82**	**83**	**84**		
-	-	-	-	***Paddy***	***1***
-	-	-	-	***Food Crops***	***2***
-	-	-	-	***Vegetables***	***3***
-	-	-	-	***Fruits***	***4***
-	-	-	-	***Rubber***	***5***
-	-	-	-	***Oil Palm***	***6***
-	-	-	-	***Flower Plants***	***7***
-	-	-	-	***Other Agriculture***	***8***
-	-	-	-	***Poultry Farming***	***9***
-	-	-	-	***Other Livestock***	***10***
-	-	-	-	***Forestry and Logging***	***11***
-	-	-	-	***Fishing and Aquaculture***	***12***
-	-	-	-	***Crude Oil and Natural Gas***	***13***
-	-	-	-	***Mining of Metal Ores***	***14***
-	-	-	-	***Quarrying of Stone, Sand and Clay***	***15***
-	-	-	-	***Other Mining and Quarrying***	***16***
-	-	-	565	***Processing and Preserving of Meat***	***17***
-	-	-	21,509	***Processing and Preserving of Seafood***	***18***
-	-	-	25,903	***Processing and Preserving of Fruits & Vegetables***	***19***
-	-	-	227	***Dairy Products***	***20***
-	-	-	218,618	***Vegetable & Animal Oils and Fats***	***21***
-	-	-	30,014	***Grain Mill Products, Starches and Starch Products***	***22***
-	-	-	5,765	***Bakery Products***	***23***
-	-	-	811	***Confectionery***	***24***
-	-	-	4,743	***Other Food Processing***	***25***
-	-	-	7,359	***Prepared Animal Feeds***	***26***
-	-	-	1,173	***Spirits, Wines and Liquors***	***27***
-	-	-	4,682	***Soft Drinks, Mineral Waters and Other Bottled Waters***	***28***
-	-	-	15	***Tobacco Products***	***29***
-	-	-	3,100	***Preparation, Spinning and Weaving of Textiles***	***30***
-	-	-	714	***Finishing of Textiles***	***31***
-	-	-	4,133	***Other Textiles***	***32***
-	-	-	5,390	***Wearing Apparel***	***33***
-	-	-	642	***Leather Products***	***34***
-	-	-	865	***Footwear***	***35***
-	-	-	52,039	***Sawmilling and Planning of Wood***	***36***
-	-	-	21,870	***Veneer Sheets and Wood-based Panels***	***37***
-	-	-	15,745	***Builders' Carpentry and Joinery***	***38***
-	-	-	8,048	***Wooden Containers and Other Wood Products***	***39***
-	-	-	183,173	***Paper and Paper Products***	***40***
-	-	-	29,073	***Furniture***	***41***
-	-	-	-	***Reproduction of Recorded Media***	***42***
-	-	-	44,319	***Printing***	***43***
-	-	-	772,277	***Coke and Refined Petroleum Products***	***44***
-	-	-	50,203	***Basic Chemicals***	***45***
-	-	-	15	***Fertilizers and Nitrogen Compounds***	***46***
950	-	-	9,010	***Paints and Varnishes***	***47***
-	-	-	10,185	***Pharmaceuticals, Medicinal Chemical & Botanical Products***	***48***
-	-	-	11,869	***Soaps & Detergents, Cleaning & Polishing, Perfumes and Toilet Preparations***	***49***
-	-	-	14,678	***Other Chemicals Products***	***50***
-	-	-	14,495	***Rubber Tyres and Tubes***	***51***
-	-	-	21,919	***Rubber Processing***	***52***
-	-	-	77,334	***Rubber Gloves***	***53***
-	-	4,538	10,389	***Other Rubber Products***	***54***
491	-	-	113,750	***Plastic Products***	***55***
-	193	-	53,416	***Glass and Glass Products***	***56***
-	-	-	7,648	***Refractory, Clay, Porcelain and Ceramic Products***	***57***
-	-	-	408,653	***Cement, Lime and Plaster***	***58***
-	4	-	5,098	***Non-Metallic Mineral Products***	***59***
-	135	-	156,322	***Basic Iron and Steel***	***60***
-	-	-	40,696	***Basic Precious and Other Non-Ferrous Metals***	***61***
-	-	-	24,762	***Casting of Metals***	***62***
-	21,543	38	17,674	***Structural Metal Products, Tanks, Reservoirs and Steam Generators***	***63***
5,409	-	-	190,636	***Other Fabricated Metal Products***	***64***

Jadual 12: Jadual Pengeluaran Domestik pada Harga Asas, Aktiviti mengikut Komoditi (RM'000), 2020

Table 12: Domestic Production Tables at Basic Prices, Activity by Commodity (RM'000), 2020

	Aktiviti \ Komoditi	Kelengkapan Mengukur, Menguji,Memandu Arah dan Kawalan *Measuring, Testing, Navigating and Control Equipment*	Instrumen Optikalal, Alatan Fotografi, Media Magnetik dan Optikal *Optical Instruments, Photographic Equipment, Magnetic and Optical Media*	Jam Tangan dan Jam *Watches and Clocks*	Kenderaan Bermotor, Treler dan Semi Treler *Motor Vehicles, Trailers and Semi Trailers*
		77	78	79	80
65	Enjin & Turbin, Alatan Kuasa Bendalir, Pam, Pemampat Lain, Kepala Paip dan Injap Lain	-	-	-	9,046
66	Jentera Kegunaan Umum Lain	518	3,230	-	18,189
67	Senjata, Peluru dan Mesin bertujuan Khas	669	-	-	-
68	Perkakasan Domestik	-	4,542	-	-
69	Komputer, Peranti, Mesin dan Kelengkapan Pejabat	8,059	363,618	-	-
70	Motor Elektrik, Penjana dan Transformer	27,385	-	-	-
71	Perkakasan Pengagihan & Pengawalan Elektrik, Bateri dan Akumulator	8	-	-	4,137
72	Kabel Gentian Optikal, Elektronik dan Elektrik Lain	-	1,319,239	-	-
73	Alatan Pendawaian, Kelengkapan Pencahayaan Elektrik dan Elektrik Lain	5,906	-	-	-
74	Komponen dan Papan Elektronik	62,693	2,666,699	449	1,360
75	Peralatan Komunikasi dan Elektronik Pengguna	4,240,648	1,201,859	175,773	19,950
76	Peralatan Penyinaran, Perubatan Elektro dan Elektroterapeutik	-	-	-	-
77	Kelengkapan Mengukur, Menguji, Memandu Arah dan Kawalan	5,670,634	-	240	-
78	Instrumen Optikal, Alatan Fotografi, Media Magnetik dan Optikal	-	2,864,451	-	-
79	Jam Tangan dan Jam	-	-	1,035,851	-
80	Kenderaan Bermotor, Treler dan Semi Treler	216,485	-	-	55,621,296
81	Motosikal	-	-	-	-
82	Kapal, Bot, Basikal dan 'Invalid Carriages'	-	-	-	2,772,126
83	Kelengkapan Pengangkutan Lain	-	-	-	10,482
84	Pembuatan Lain	-	8,771	-	-
85	Pembaikan & Pemasangan Mesin dan Kelengkapan	-	-	-	2,376
86	Elektrik dan Gas	-	-	-	-
87	Air	-	-	-	-
88	Pembetungan, Pengurusan Sisa & Aktiviti Pemulihan	-	-	-	-
89	Bangunan Kediaman	-	-	-	-
90	Bangunan Bukan Kediaman	-	-	-	-
91	Kejuruteraan Awam	-	-	-	-
92	Aktiviti Pembinaan Pertukangan Khas	-	-	-	-
93	Perdagangan Borong & Runcit, Pembaikan Kenderaan Bermotor dan Motosikal	-	-	-	-
94	Penginapan	-	-	-	-
95	Makanan dan Minuman	-	-	-	-
96	Pengangkutan Darat	-	-	-	-
97	Pengangkutan Air	-	-	-	-
98	Pengangkutan Udara	-	-	-	-
99	Penggudangan dan Aktiviti Sokongan untuk Pengangkutan	-	-	-	-
100	Perkhidmatan berkaitan Pengangkutan Air dan Udara	-	-	-	-
101	Perkhidmatan Operasi Lebuhraya, Jambatan dan Terowong	-	-	-	-
102	Perkhidmatan Pos dan Kurier	-	-	-	-
103	Aktiviti Penerbitan	-	-	-	-
104	Telekomunikasi	-	-	-	-
105	Aktiviti Wayang Gambar, Pemprograman dan Penyiaran	-	-	-	-
106	Perkhidmatan Komputer dan Maklumat	-	-	-	-
107	Perantaraan Kewangan	-	-	-	-
108	Perkhidmatan Kewangan Lain	-	-	-	-
109	Insurans/ Takaful dan Tabungan Pencen	-	-	-	-
110	Aktiviti Sokongan Perkhidmatan Kewangan dan Insurans/ Takaful	-	-	-	-
111	Hartanah	-	-	-	-
112	Pemilikan Kediaman	-	-	-	-
113	Sewaan dan Pajakan	-	-	-	-
114	Penyelidikan dan Pembangunan Saintifik	-	-	-	-
115	Profesional	-	-	-	-
116	Perkhidmatan Perniagaan	-	-	-	-
117	Pentadbiran Awam	-	-	-	-
118	Pendidikan	-	-	-	-
119	Kesihatan	-	-	-	-
120	Ketenteraman dan Keselamatan Awam	-	-	-	-
121	Pentadbiran Awam Lain	-	-	-	-
122	Institusi bukan Keuntungan yang Berkhidmat kepada Isi Rumah	-	-	-	-
123	Kesenian, Hiburan dan Rekreasi	-	-	-	-
124	Perkhidmatan Swasta Lain	-	-	-	-
	JUMLAH OUTPUT KOMODITI	10,234,118	8,433,447	1,212,313	58,731,462
	Pembelian Langsung oleh Residen di Luar Negeri	-	-	-	-

Jadual 12: Jadual Pengeluaran Domestik pada Harga Asas, Aktiviti mengikut Komoditi (RM'000), 2020

Table 12: Domestic Production Tables at Basic Prices, Activity by Commodity (RM'000), 2020

Motosikal *Motorcycles*	**Kapal, Bot, Basikal dan *Invalid Carriages*** *Ships, Boats, Bicycles and Invalid Carriages*	**Kelengkapan Pengangkutan Lain** *Other Transport Equipment*	**Pembuatan Lain** *Other Manufacturing*	***Commodity*** / ***Activity***	
81	**82**	**83**	**84**		
-	-	-	546	***Engines & Turbines, Fluid Power Equipment, Other Pumps, Compressors, Taps and Valves***	***65***
193	-	-	27,734	***Other General Purpose Machinery***	***66***
-	-	-	15,527	***Weapons, Ammunition and Special Purpose Machinery***	***67***
-	-	-	6,550	***Domestic Appliances***	***68***
-	-	-	202,120	***Computers, Peripheral, Office Equipment and Machinery***	***69***
-	-	-	33,214	***Electric Motors, Generators and Transformers***	***70***
-	-	-	22,296	***Electricity Distribution & Control Apparatus, Batteries and Accumulators***	***71***
-	-	-	50,464	***Fibre Optic, Electronic and Other Electric Cables***	***72***
-	-	-	18,284	***Wiring Devices, Electric Lighting Equipment and Other Electrical***	***73***
5,323	-	-	445,587	***Electronic Components and Boards***	***74***
-	-	-	36,758	***Communication Equipment and Consumer Electronics***	***75***
-	37,001	-	417,184	***Irradiation Equipment, Electro Medical and Electrotherapeutic***	***76***
-	-	-	77,381	***Measuring Equipment, Testing, Navigating and Control***	***77***
-	-	-	478	***Optical Instruments, Photographic Equipment, Magnetic and Optical Media***	***78***
-	-	-	583	***Watches and Clocks***	***79***
22,928	2,541	-	114,958	***Motor Vehicles, Trailers and Semi Trailers***	***80***
1,677,339	1,079	51,735	2,085	***Motorcycles***	***81***
-	12,063,614	-	1,661	***Ships, Boats, Bicycles and Invalid Carriages***	***82***
-	-	6,579,413	1,770	***Other Transport Equipment***	***83***
-	106	-	9,799,414	***Other Manufacturing***	***84***
-	-	-	2,195	***Repair & Installation of Machinery and Equipment***	***85***
-	-	-	-	***Electricity and Gas***	***86***
-	-	-	-	***Water***	***87***
-	-	-	-	***Sewerage, Waste Management & Remediation Activities***	***88***
-	-	-	-	***Residential Buildings***	***89***
-	-	-	-	***Non-Residential Buildings***	***90***
-	-	-	-	***Civil Engineering***	***91***
-	-	-	-	***Specialised Construction Activities***	***92***
-	-	-	-	***Wholesale & Retail Trade, Repair of Motor Vehicles and Motorcycles***	***93***
-	-	-	-	***Accommodation***	***94***
-	-	-	-	***Food and Beverage***	***95***
-	-	-	-	***Land Transport***	***96***
-	-	-	-	***Water Transport***	***97***
-	-	-	-	***Air Transport***	***98***
-	-	-	-	***Warehousing and Support Activities for Transportation***	***99***
-	-	-	-	***Services Incidental to Water and Air Transportation***	***100***
-	-	-	-	***Highway Operation Services, Bridge and Tunnel***	***101***
-	-	-	-	***Postal and Courier Activities***	***102***
-	-	-	-	***Publishing Activities***	***103***
-	-	-	-	***Telecommunications***	***104***
-	-	-	-	***Motion Picture, Programming and Broadcasting Activities***	***105***
-	-	-	-	***Computer and Information Services***	***106***
-	-	-	-	***Monetary Intermediation***	***107***
-	-	-	-	***Other Financial Service***	***108***
-	-	-	-	***Insurance/ Takaful and Pension Funding***	***109***
-	-	-	-	***Activities Auxiliary to Financial Service and Insurance/ Takaful***	***110***
-	-	-	-	***Real Estate***	***111***
-	-	-	-	***Ownership of Dwellings***	***112***
-	-	-	-	***Rental and Leasing***	***113***
-	-	-	-	***Scientific Research and Development***	***114***
-	-	-	-	***Professional***	***115***
-	-	-	-	***Business Services***	***116***
-	-	-	-	***Public Administration***	***117***
-	-	-	47,685	***Education***	***118***
-	-	-	-	***Health***	***119***
-	-	-	-	***Public Order and Safety***	***120***
-	-	-	-	***Other Public Administration***	***121***
-	-	-	-	***Non-Profit Institutions Serving Households***	***122***
-	-	-	-	***Arts, Entertainment and Recreation***	***123***
-	-	-	-	***Other Private Services***	***124***
1,712,632	**12,126,215**	**6,635,723**	**14,025,993**	***TOTAL COMMODITY OUTPUT***	
-	-	-	-	***Direct Purchases Abroad by Residents***	

Jadual 12: Jadual Pengeluaran Domestik pada Harga Asas, Aktiviti mengikut Komoditi (RM'000), 2020

Table 12: Domestic Production Tables at Basic Prices, Activity by Commodity (RM'000), 2020

	Komoditi / Aktiviti	Pembaikan & Pemasangan Mesin dan Kelengkapan *Repair & Installation of Machinery and Equipment*	Elektrik dan Gas *Electricity and Gas*	Wap, Pendingin Udara, Penakungan, Perawatan dan Bekalan Air *Steam, Air Conditioning, Water Collection, Treatment and Supply*	Pembetungan, Pengurusan Sisa dan Aktiviti Pemulihan *Sewerage, Waste Management and Remediation Activities*
		85	86	87	88
1	Padi	-	-	-	-
2	Tanaman Makanan	-	-	-	-
3	Sayur-sayuran	-	-	-	-
4	Buah-buahan	-	-	-	-
5	Getah	-	-	-	-
6	Kelapa Sawit	-	-	-	-
7	Tanaman Bunga	-	-	-	-
8	Pertanian Lain	-	-	-	-
9	Ternakan Ayam dan Itik	-	-	-	-
10	Ternakan Lain	-	-	-	-
11	Perhutanan dan Pembalakan	-	-	-	-
12	Perikanan dan Akuakultur	-	-	-	-
13	Minyak Mentah dan Gas Asli	1,485,407	-	-	-
14	Perlombongan Bijih Besi	1,060	-	-	-
15	Pengkuarian Batu, Pasir dan Tanah Liat	24,666	1,147	-	-
16	Perlombongan dan Pengkuarian Lain	1,465	-	-	-
17	Pemprosesan dan Pengawetan Daging	-	-	-	-
18	Pemprosesan dan Pengawetan Makanan Laut	66,625	-	-	-
19	Pemprosesan dan Pengawetan Buah-buahan & Sayur-sayuran	-	-	-	-
20	Produk Tenusu	-	-	-	-
21	Minyak & Lemak Sayuran dan Haiwan	11,961	-	-	-
22	Produk Bijian, Kanji dan Produk Berkanji	-	-	-	-
23	Produk Bakeri	108	-	-	-
24	Manisan	-	-	-	-
25	Prosesan Makanan Lain	3,635	-	-	-
26	Makanan Haiwan Tersedia	-	-	-	-
27	Spirit, Wain dan Minuman Keras	-	-	-	-
28	Minuman Ringan, Air Mineral & Minuman Lain yang Dibotolkan	910	-	-	-
29	Produk Tembakau	-	-	-	-
30	Penyediaan, Pemintalan dan Penenunan Tekstil	-	-	-	-
31	Penyiapan Akhir Tekstil	-	-	-	-
32	Tekstil Lain	5,691	-	-	-
33	Pakaian	658	-	-	-
34	Produk Kulit	4	-	-	-
35	Kasut	-	-	-	-
36	Pengilangan dan Pengetaman Kayu	49,050	-	-	-
37	Kepingan Venier dan Panel berasaskan Kayu	565	-	-	-
38	Pertukangan Kayu dan Tanggam untuk Jurubina	116	-	-	-
39	Bekas Kayu dan Produk Kayu Lain	26,582	-	-	-
40	Kertas dan Produk Kertas	2,746	-	-	-
41	Perabot	5,554	-	-	-
42	Penerbitan Semula Media Rakaman	-	-	-	-
43	Percetakan	33,600	-	-	-
44	Kok dan Produk Petroleum Bertapis	2,612,723	-	-	-
45	Kimia Asas	6,726	-	-	-
46	Baja dan Sebatian Nitrogen	29	-	-	-
47	Cat dan Varnis	4,678	-	-	-
48	Produk Farmaseutikal, Kimia Perubatan & Botani	2,249	-	-	-
49	Sabun & Bahan Pencuci, Pencuci dan Pengilat, Pewangi dan Dandanan Diri	-	-	-	-
50	Produk Kimia Lain	2,030	-	-	-
51	Tayar dan Tiub Getah	2,443	-	-	-
52	Prosesan Getah	479	-	-	-
53	Sarung Tangan Getah	13,722	-	-	-
54	Produk Getah Lain	271	-	-	-
55	Produk Plastik	41,230	-	-	-
56	Kaca dan Produk Kaca	2,312	-	-	-
57	Produk Refraktori, Tanah Liat, Porselin dan Seramik	432	-	-	-
58	Simen, Kapur dan Plaster	207	-	-	-
59	Produk Mineral bukan Logam	12,993	-	-	-
60	Besi dan Keluli Asas	21,366	-	-	-
61	Logam Asas Berharga dan Logam bukan Ferus Lain	6,660	-	-	-
62	Pengacuan Logam	7,965	-	-	-
63	Produk Struktur Logam, Tangki, Takungan dan Penjana Wap	300,042	-	-	-
64	Produk Logam Lain yang Direka	172,236	-	-	-

Jadual 12: Jadual Pengeluaran Domestik pada Harga Asas, Aktiviti mengikut Komoditi (RM'000), 2020

Table 12: Domestic Production Tables at Basic Prices, Activity by Commodity (RM'000), 2020

Bangunan Kediaman *Residential Buildings*	Bangunan Bukan Kediaman *Non-Residential Buildings*	Kejuruteraan Awam *Civil Engineering*	Aktiviti Pembinaan Pertukangan Khas *Specialized Construction Activities*	Commodity / Activity	
89	90	91	92		
-	-	-	-	Paddy	1
-	-	-	-	Food Crops	2
-	-	-	-	Vegetables	3
-	-	-	-	Fruits	4
-	-	-	-	Rubber	5
-	-	-	-	Oil Palm	6
-	-	-	-	Flower Plants	7
-	-	-	-	Other Agriculture	8
-	-	-	-	Poultry Farming	9
-	-	-	-	Other Livestock	10
-	-	-	-	Forestry and Logging	11
-	-	-	-	Fishing and Aquaculture	12
-	-	-	-	Crude Oil and Natural Gas	13
-	-	-	-	Mining of Metal Ores	14
-	-	-	150,403	Quarrying of Stone, Sand and Clay	15
-	-	-	509	Other Mining and Quarrying	16
-	-	-	-	Processing and Preserving of Meat	17
-	-	-	-	Processing and Preserving of Seafood	18
-	-	-	-	Processing and Preserving of Fruits & Vegetables	19
-	-	-	-	Dairy Products	20
-	-	-	-	Vegetable & Animal Oils and Fats	21
-	-	-	-	Grain Mill Products, Starches and Starch Products	22
-	-	-	-	Bakery Products	23
-	-	-	-	Confectionery	24
-	-	-	-	Other Food Processing	25
-	-	-	-	Prepared Animal Feeds	26
-	-	-	-	Spirits, Wines and Liquors	27
-	-	-	-	Soft Drinks, Mineral Waters and Other Bottled Waters	28
-	-	-	-	Tobacco Products	29
-	-	-	-	Preparation, Spinning and Weaving of Textiles	30
-	-	-	-	Finishing of Textiles	31
-	-	-	-	Other Textiles	32
-	-	-	-	Wearing Apparel	33
-	-	-	-	Leather Products	34
-	-	-	-	Footwear	35
-	-	-	-	Sawmilling and Planning of Wood	36
-	-	-	-	Veneer Sheets and Wood-based Panels	37
-	-	-	-	Builders' Carpentry and Joinery	38
-	-	-	-	Wooden Containers and Other Wood Products	39
-	-	-	-	Paper and Paper Products	40
-	-	-	-	Furniture	41
-	-	-	-	Reproduction of Recorded Media	42
-	-	-	-	Printing	43
-	-	-	-	Coke and Refined Petroleum Products	44
-	-	-	-	Basic Chemicals	45
-	-	-	-	Fertilizers and Nitrogen Compounds	46
-	-	-	-	Paints and Varnishes	47
-	-	-	-	Pharmaceuticals, Medicinal Chemical & Botanical Products	48
-	-	-	-	Soaps & Detergents, Cleaning & Polishing, Perfumes and Toilet Preparations	49
-	-	-	-	Other Chemicals Products	50
-	-	-	-	Rubber Tyres and Tubes	51
-	-	-	-	Rubber Processing	52
-	-	-	-	Rubber Gloves	53
-	-	-	-	Other Rubber Products	54
-	-	-	-	Plastic Products	55
-	-	-	-	Glass and Glass Products	56
-	-	-	-	Refractory, Clay, Porcelain and Ceramic Products	57
-	-	-	-	Cement, Lime and Plaster	58
-	-	-	-	Non-Metallic Mineral Products	59
-	-	-	-	Basic Iron and Steel	60
-	-	-	-	Basic Precious and Other Non-Ferrous Metals	61
-	-	-	-	Casting of Metals	62
-	-	-	-	Structural Metal Products, Tanks, Reservoirs and Steam Generators	63
-	-	-	-	Other Fabricated Metal Products	64

Jadual 12: Jadual Pengeluaran Domestik pada Harga Asas, Aktiviti mengikut Komoditi (RM'000), 2020

Table 12: Domestic Production Tables at Basic Prices, Activity by Commodity (RM'000), 2020

	Aktiviti \ Komoditi	Pembaikan & Pemasangan Mesin dan Kelengkapan *Repair & Installation of Machinery and Equipment*	Elektrik dan Gas *Electricity and Gas*	Wap, Pendingin Udara, Penakungan, Perawatan dan Bekalan Air *Steam, Air Conditioning, Water Collection, Treatment and Supply*	Pembetungan, Pengurusan Sisa dan Aktiviti Pemulihan *Sewerage, Waste Management and Remediation Activities*
		85	86	87	88
65	Enjin & Turbin, Alatan Kuasa Bendalir, Pam, Pemampat Lain, Kepala Paip dan Injap Lain	2,948	-	-	-
66	Jentera Kegunaan Umum Lain	58,985	-	-	-
67	Senjata, Peluru dan Mesin bertujuan Khas	105,719	-	-	-
68	Perkakasan Domestik	83,168	-	-	-
69	Komputer, Peranti, Mesin dan Kelengkapan Pejabat	639	-	-	-
70	Motor Elektrik, Penjana dan Transformer	57,976	-	-	-
71	Perkakasan Pengagihan & Pengawalan Elektrik, Bateri dan Akumulator	42,141	-	-	-
72	Kabel Gentian Optikal, Elektronik dan Elektrik Lain	9	-	-	-
73	Alatan Pendawaian, Kelengkapan Pencahayaan Elektrik dan Elektrik Lain	3,149	-	-	-
74	Komponen dan Papan Elektronik	33,852	-	-	-
75	Peralatan Komunikasi dan Elektronik Pengguna	66,778	-	-	-
76	Peralatan Penyinaran, Perubatan Elektro dan Elektroterapeutik	19,482	-	-	-
77	Kelengkapan Mengukur, Menguji, Memandu Arah dan Kawalan	111,740	-	-	-
78	Instrumen Optikal, Alatan Fotografi, Media Magnetik dan Optikal	-	-	-	-
79	Jam Tangan dan Jam	-	-	-	-
80	Kenderaan Bermotor, Treler dan Semi Treler	59,765	-	-	-
81	Motosikal	43	-	-	-
82	Kapal, Bot, Basikal dan 'Invalid Carriages'	662,288	-	-	-
83	Kelengkapan Pengangkutan Lain	176,264	-	-	-
84	Pembuatan Lain	29,955	-	-	-
85	Pembaikan & Pemasangan Mesin dan Kelengkapan	9,590,881	-	-	-
86	Elektrik dan Gas	951,803	61,439,980	-	231,466
87	Air	-	-	9,936,863	422,400
88	Pembetungan, Pengurusan Sisa & Aktiviti Pemulihan	-	-	1,575	7,931,906
89	Bangunan Kediaman	-	-	-	-
90	Bangunan Bukan Kediaman	-	-	-	-
91	Kejuruteraan Awam	-	-	-	-
92	Aktiviti Pembinaan Pertukangan Khas	-	-	-	-
93	Perdagangan Borong & Runcit, Pembaikan Kenderaan Bermotor dan Motosikal	-	-	-	-
94	Penginapan	-	-	-	-
95	Makanan dan Minuman	-	-	-	-
96	Pengangkutan Darat	43,719	-	-	-
97	Pengangkutan Air	396	-	-	-
98	Pengangkutan Udara	96,115	-	-	-
99	Penggudangan dan Aktiviti Sokongan untuk Pengangkutan	47,711	-	-	-
100	Perkhidmatan berkaitan Pengangkutan Air dan Udara	1,600	-	-	-
101	Perkhidmatan Operasi Lebuhraya, Jambatan dan Terowong	-	-	-	-
102	Perkhidmatan Pos dan Kurier	-	-	-	-
103	Aktiviti Penerbitan	-	-	-	-
104	Telekomunikasi	-	-	-	-
105	Aktiviti Wayang Gambar, Pemprograman dan Penyiaran	-	-	-	-
106	Perkhidmatan Komputer dan Maklumat	-	-	-	-
107	Perantaraan Kewangan	-	-	-	-
108	Perkhidmatan Kewangan Lain	-	-	-	-
109	Insurans/ Takaful dan Tabungan Pencen	-	-	-	-
110	Aktiviti Sokongan Perkhidmatan Kewangan dan Insurans/ Takaful	-	-	-	-
111	Hartanah	-	-	-	-
112	Pemilikan Kediaman	-	-	-	-
113	Sewaan dan Pajakan	-	-	-	-
114	Penyelidikan dan Pembangunan Saintifik	-	-	-	-
115	Profesional	-	-	-	-
116	Perkhidmatan Perniagaan	-	-	-	-
117	Pentadbiran Awam	-	-	-	-
118	Pendidikan	-	-	-	-
119	Kesihatan	-	-	-	-
120	Ketenteraman dan Keselamatan Awam	-	-	-	-
121	Pentadbiran Awam Lain	-	-	-	442,375
122	Institusi bukan Keuntungan yang Berkhidmat kepada Isi Rumah	-	-	-	-
123	Kesenian, Hiburan dan Rekreasi	-	-	-	-
124	Perkhidmatan Swasta Lain	-	-	-	-
	JUMLAH OUTPUT KOMODITI	**17,178,319**	**61,441,127**	**9,938,438**	**9,028,147**
	Pembelian Langsung oleh Residen di Luar Negeri	-	-	-	-

Jadual 12: Jadual Pengeluaran Domestik pada Harga Asas, Aktiviti mengikut Komoditi (RM'000), 2020

Table 12: Domestic Production Tables at Basic Prices, Activity by Commodity (RM'000), 2020

Bangunan Kediaman *Residential Buildings*	Bangunan Bukan Kediaman *Non-Residential Buildings*	Kejuruteraan Awam *Civil Engineering*	Aktiviti Pembinaan Pertukangan Khas *Specialized Construction Activities*	Commodity / Activity	
89	90	91	92		
-	-	-	-	Engines & Turbines, Fluid Power Equipment, Other Pumps, Compressors, Taps and Valves	65
-	-	-	-	Other General Purpose Machinery	66
-	-	-	-	Weapons, Ammunition and Special Purpose Machinery	67
-	-	-	-	Domestic Appliances	68
-	-	-	-	Computers, Peripheral, Office Equipment and Machinery	69
-	-	-	-	Electric Motors, Generators and Transformers	70
-	-	-	-	Electricity Distribution & Control Apparatus, Batteries and Accumulators	71
-	-	-	-	Fibre Optic, Electronic and Other Electric Cables	72
-	-	-	-	Wiring Devices, Electric Lighting Equipment and Other Electrical	73
-	-	-	-	Electronic Components and Boards	74
-	-	-	-	Communication Equipment and Consumer Electronics	75
-	-	-	-	Irradiation Equipment, Electro Medical and Electrotherapeutic	76
-	-	-	-	Measuring Equipment, Testing, Navigating and Control	77
-	-	-	-	Optical Instruments, Photographic Equipment, Magnetic and Optical Media	78
-	-	-	-	Watches and Clocks	79
-	-	-	-	Motor Vehicles, Trailers and Semi Trailers	80
-	-	-	-	Motorcycles	81
-	-	-	-	Ships, Boats, Bicycles and Invalid Carriages	82
-	-	-	-	Other Transport Equipment	83
-	-	-	-	Other Manufacturing	84
-	-	-	-	Repair & Installation of Machinery and Equipment	85
-	-	-	20,069	Electricity and Gas	86
-	-	-	-	Water	87
-	-	-	-	Sewerage, Waste Management & Remediation Activities	88
39,459,262	1,671,761	617,481	59,047	Residential Buildings	89
630,109	38,682,969	426,705	287,263	Non-Residential Buildings	90
152,884	876,410	65,080,481	235,450	Civil Engineering	91
101,436	42,222	84,455	40,371,648	Specialised Construction Activities	92
-	-	-	-	Wholesale & Retail Trade, Repair of Motor Vehicles and Motorcycles	93
-	-	-	-	Accommodation	94
-	-	-	-	Food and Beverage	95
-	-	-	-	Land Transport	96
-	-	-	-	Water Transport	97
-	-	-	-	Air Transport	98
-	-	-	-	Warehousing and Support Activities for Transportation	99
-	-	-	-	Services Incidental to Water and Air Transportation	100
-	-	-	-	Highway Operation Services, Bridge and Tunnel	101
-	-	-	-	Postal and Courier Activities	102
-	-	-	-	Publishing Activities	103
-	-	-	-	Telecommunications	104
-	-	-	-	Motion Picture, Programming and Broadcasting Activities	105
-	-	-	-	Computer and Information Services	106
-	-	-	-	Monetary Intermediation	107
-	-	-	-	Other Financial Service	108
-	-	-	-	Insurance/ Takaful and Pension Funding	109
-	-	-	-	Activities Auxiliary to Financial Service and Insurance/ Takaful	110
-	-	-	-	Real Estate	111
-	-	-	-	Ownership of Dwellings	112
-	-	-	-	Rental and Leasing	113
-	-	-	-	Scientific Research and Development	114
-	-	-	-	Professional	115
-	-	-	-	Business Services	116
-	-	-	-	Public Administration	117
-	-	-	-	Education	118
-	-	-	-	Health	119
-	-	-	-	Public Order and Safety	120
-	-	-	-	Other Public Administration	121
-	-	-	-	Non-Profit Institutions Serving Households	122
-	-	-	-	Arts, Entertainment and Recreation	123
-	-	-	-	Other Private Services	124
40,343,692	**41,273,363**	**66,209,122**	**41,124,390**	**TOTAL COMMODITY OUTPUT**	
-	-	-	-	Direct Purchases Abroad by Residents	

Jadual 12: Jadual Pengeluaran Domestik pada Harga Asas, Aktiviti mengikut Komoditi (RM'000), 2020

Table 12: Domestic Production Tables at Basic Prices, Activity by Commodity (RM'000), 2020

	Aktiviti / Komoditi	Perdagangan Borong & Runcit, Pembaikan Kenderaan Bermotor dan Motosikal *Wholesale & Retail Trade, Repair of Motor Vehicles and Motorcycles*	Penginapan *Accommodation*	Makanan dan Minuman *Food and Beverage*	Pengangkutan Darat *Land Transport*
		93	94	95	96
1	Padi	523,269	-	-	-
2	Tanaman Makanan	30,482	-	-	-
3	Sayur-sayuran	1,476,795	-	-	-
4	Buah-buahan	646,335	-	-	-
5	Getah	288,477	-	-	-
6	Kelapa Sawit	7,923,526	-	-	-
7	Tanaman Bunga	240,490	-	-	-
8	Pertanian Lain	149,708	-	-	-
9	Ternakan Ayam dan Itik	636,141	-	-	-
10	Ternakan Lain	224,370	-	-	-
11	Perhutanan dan Pembalakan	618,854	-	-	-
12	Perikanan dan Akuakultur	204,925	-	-	-
13	Minyak Mentah dan Gas Asli	169,683	-	-	-
14	Perlombongan Bijih Besi	10,751	-	-	-
15	Pengkuarian Batu, Pasir dan Tanah Liat	23,070	-	-	-
16	Perlombongan dan Pengkuarian Lain	3,269	-	-	-
17	Pemprosesan dan Pengawetan Daging	32,772	-	-	-
18	Pemprosesan dan Pengawetan Makanan Laut	61,860	-	-	-
19	Pemprosesan dan Pengawetan Buah-buahan & Sayur-sayuran	12,842	-	-	-
20	Produk Tenusu	678	-	-	-
21	Minyak & Lemak Sayuran dan Haiwan	3,289,154	-	-	-
22	Produk Bijian, Kanji dan Produk Berkanji	110,425	-	-	-
23	Produk Bakeri	47,879	-	-	-
24	Manisan	4,755	-	-	-
25	Prosesan Makanan Lain	81,202	-	-	-
26	Makanan Haiwan Tersedia	22,261	-	-	-
27	Spirit, Wain dan Minuman Keras	867,893	-	-	-
28	Minuman Ringan, Air Mineral & Minuman Lain yang Dibotolkan	9,580	-	-	-
29	Produk Tembakau	112,371	-	-	-
30	Penyediaan, Pemintalan dan Penenunan Tekstil	3,579	-	-	-
31	Penyiapan Akhir Tekstil	1,565	-	-	-
32	Tekstil Lain	6,177	-	-	-
33	Pakaian	22,206	-	-	-
34	Produk Kulit	3,628	-	-	-
35	Kasut	5,983	-	-	-
36	Pengilangan dan Pengetaman Kayu	36,319	-	-	-
37	Kepingan Venier dan Panel berasaskan Kayu	27,572	-	-	-
38	Pertukangan Kayu dan Tanggam untuk Jurubina	9,306	-	-	-
39	Bekas Kayu dan Produk Kayu Lain	15,571	-	-	-
40	Kertas dan Produk Kertas	137,350	-	-	-
41	Perabot	77,301	-	-	-
42	Penerbitan Semula Media Rakaman	-	-	-	-
43	Percetakan	95,704	-	-	-
44	Kok dan Produk Petroleum Bertapis	3,957,143	-	-	-
45	Kimia Asas	87,410	-	-	-
46	Baja dan Sebatian Nitrogen	14,573	-	-	-
47	Cat dan Varnis	30,675	-	-	-
48	Produk Farmaseutikal, Kimia Perubatan & Botani	99,926	-	-	-
49	Sabun & Bahan Pencuci, Pencuci dan Pengilat, Pewangi dan Dandanan Diri	65,332	-	-	-
50	Produk Kimia Lain	203,839	-	-	-
51	Tayar dan Tiub Getah	3,177	-	-	-
52	Prosesan Getah	41,070	-	-	-
53	Sarung Tangan Getah	163,333	-	-	-
54	Produk Getah Lain	53,782	-	-	-
55	Produk Plastik	177,468	-	-	-
56	Kaca dan Produk Kaca	183,712	-	-	-
57	Produk Refraktori, Tanah Liat, Porselin dan Seramik	13,033	-	-	-
58	Simen, Kapur dan Plaster	14,582	-	-	-
59	Produk Mineral bukan Logam	130,145	-	-	-
60	Besi dan Keluli Asas	110,518	-	-	-
61	Logam Asas Berharga dan Logam bukan Ferus Lain	26,817	-	-	-
62	Pengacuan Logam	7,369	-	-	-
63	Produk Struktur Logam, Tangki, Takungan dan Penjana Wap	123,931	-	-	-
64	Produk Logam Lain yang Direka	317,084	-	-	-

Jadual 12: Jadual Pengeluaran Domestik pada Harga Asas, Aktiviti mengikut Komoditi (RM'000), 2020

Table 12: Domestic Production Tables at Basic Prices, Activity by Commodity (RM'000), 2020

Pengangkutan Air *Water Transport*	Pengangkutan Udara *Air Transport*	Penggudangan dan Aktiviti Sokongan untuk Pengangkutan *Warehousing and Support Activities for Transportation*	Perkhidmatan berkaitan Pengangkutan Air dan Udara *Services Incidental to Water and Air Transportation*	Commodity / Activity	
97	98	99	100		
-	-	-	-	Paddy	1
-	-	-	-	Food Crops	2
-	-	-	-	Vegetables	3
-	-	-	-	Fruits	4
-	-	-	-	Rubber	5
-	-	-	-	Oil Palm	6
-	-	-	-	Flower Plants	7
-	-	-	-	Other Agriculture	8
-	-	-	-	Poultry Farming	9
-	-	-	-	Other Livestock	10
-	-	-	-	Forestry and Logging	11
-	-	-	-	Fishing and Aquaculture	12
-	-	-	-	Crude Oil and Natural Gas	13
-	-	-	-	Mining of Metal Ores	14
-	-	-	-	Quarrying of Stone, Sand and Clay	15
-	-	-	-	Other Mining and Quarrying	16
-	-	-	-	Processing and Preserving of Meat	17
-	-	-	-	Processing and Preserving of Seafood	18
-	-	-	-	Processing and Preserving of Fruits & Vegetables	19
-	-	-	-	Dairy Products	20
-	-	-	-	Vegetable & Animal Oils and Fats	21
-	-	-	-	Grain Mill Products, Starches and Starch Products	22
-	-	-	-	Bakery Products	23
-	-	-	-	Confectionery	24
-	-	-	-	Other Food Processing	25
-	-	-	-	Prepared Animal Feeds	26
-	-	-	-	Spirits, Wines and Liquors	27
-	-	-	-	Soft Drinks, Mineral Waters and Other Bottled Waters	28
-	-	-	-	Tobacco Products	29
-	-	-	-	Preparation, Spinning and Weaving of Textiles	30
-	-	-	-	Finishing of Textiles	31
-	-	-	-	Other Textiles	32
-	-	-	-	Wearing Apparel	33
-	-	-	-	Leather Products	34
-	-	-	-	Footwear	35
-	-	-	-	Sawmilling and Planning of Wood	36
-	-	-	-	Veneer Sheets and Wood-based Panels	37
-	-	-	-	Builders' Carpentry and Joinery	38
-	-	-	-	Wooden Containers and Other Wood Products	39
-	-	-	-	Paper and Paper Products	40
-	-	-	-	Furniture	41
-	-	-	-	Reproduction of Recorded Media	42
-	-	-	-	Printing	43
-	-	-	-	Coke and Refined Petroleum Products	44
-	-	-	-	Basic Chemicals	45
-	-	-	-	Fertilizers and Nitrogen Compounds	46
-	-	-	-	Paints and Varnishes	47
-	-	-	-	Pharmaceuticals, Medicinal Chemical & Botanical Products	48
-	-	-	-	Soaps & Detergents, Cleaning & Polishing, Perfumes and Toilet Preparations	49
-	-	-	-	Other Chemicals Products	50
-	-	-	-	Rubber Tyres and Tubes	51
-	-	-	-	Rubber Processing	52
-	-	-	-	Rubber Gloves	53
-	-	-	-	Other Rubber Products	54
-	-	-	-	Plastic Products	55
-	-	-	-	Glass and Glass Products	56
-	-	-	-	Refractory, Clay, Porcelain and Ceramic Products	57
-	-	-	-	Cement, Lime and Plaster	58
-	-	-	-	Non-Metallic Mineral Products	59
-	-	-	-	Basic Iron and Steel	60
-	-	-	-	Basic Precious and Other Non-Ferrous Metals	61
-	-	-	-	Casting of Metals	62
-	-	-	-	Structural Metal Products, Tanks, Reservoirs and Steam Generators	63
-	-	-	-	Other Fabricated Metal Products	64

Jadual 12: Jadual Pengeluaran Domestik pada Harga Asas, Aktiviti mengikut Komoditi (RM'000), 2020

Table 12: Domestic Production Tables at Basic Prices, Activity by Commodity (RM'000), 2020

	Aktiviti / Komoditi	Perdagangan Borong & Runcit, Pembaikan Kenderaan Bermotor dan Motosikal *Wholesale & Retail Trade, Repair of Motor Vehicles and Motorcycles*	Penginapan *Accommodation*	Makanan dan Minuman *Food and Beverage*	Pengangkutan Darat *Land Transport*
		93	94	95	96
65	Enjin & Turbin, Alatan Kuasa Bendalir, Pam, Pemampat Lain, Kepala Paip dan Injap Lain	16,068	-	-	-
66	Jentera Kegunaan Umum Lain	342,418	-	-	-
67	Senjata, Peluru dan Mesin bertujuan Khas	65,118	-	-	-
68	Perkakasan Domestik	8,410	-	-	-
69	Komputer, Peranti, Mesin dan Kelengkapan Pejabat	78,195	-	-	-
70	Motor Elektrik, Penjana dan Transformer	33,573	-	-	-
71	Perkakasan Pengagihan & Pengawalan Elektrik, Bateri dan Akumulator	223,242	-	-	-
72	Kabel Gentian Optikal, Elektronik dan Elektrik Lain	184,082	-	-	-
73	Alatan Pendawaian, Kelengkapan Pencahayaan Elektrik dan Elektrik Lain	18,878	-	-	-
74	Komponen dan Papan Elektronik	324,213	-	-	-
75	Peralatan Komunikasi dan Elektronik Pengguna	388,643	-	-	-
76	Peralatan Penyinaran, Perubatan Elektro dan Elektroterapeutik	1,748	-	-	-
77	Kelengkapan Mengukur, Menguji, Memandu Arah dan Kawalan	254,990	-	-	-
78	Instrumen Optikal, Alatan Fotografi, Media Magnetik dan Optikal	7,825	-	-	-
79	Jam Tangan dan Jam	17,621	-	-	-
80	Kenderaan Bermotor, Treler dan Semi Treler	385,151	-	-	-
81	Motosikal	13,806	-	-	-
82	Kapal, Bot, Basikal dan 'Invalid Carriages'	12,444	-	-	-
83	Kelengkapan Pengangkutan Lain	68,384	-	-	-
84	Pembuatan Lain	128,707	-	-	-
85	Pembaikan & Pemasangan Mesin dan Kelengkapan	62,566	-	-	-
86	Elektrik dan Gas	-	-	-	-
87	Air	-	-	-	-
88	Pembetungan, Pengurusan Sisa & Aktiviti Pemulihan	-	-	-	-
89	Bangunan Kediaman	-	-	-	-
90	Bangunan Bukan Kediaman	-	-	-	-
91	Kejuruteraan Awam	-	-	-	-
92	Aktiviti Pembinaan Pertukangan Khas	-	-	-	-
93	Perdagangan Borong & Runcit, Pembaikan Kenderaan Bermotor dan Motosikal	356,576,524	-	-	-
94	Penginapan	-	6,607,650	1,752,099	15,232
95	Makanan dan Minuman	-	-	84,670,907	-
96	Pengangkutan Darat	-	-	-	25,781,604
97	Pengangkutan Air	-	-	-	-
98	Pengangkutan Udara	-	-	-	-
99	Penggudangan dan Aktiviti Sokongan untuk Pengangkutan	-	-	-	1,830,816
100	Perkhidmatan berkaitan Pengangkutan Air dan Udara	-	-	-	205,142
101	Perkhidmatan Operasi Lebuhraya, Jambatan dan Terowong	-	-	-	-
102	Perkhidmatan Pos dan Kurier	-	-	-	-
103	Aktiviti Penerbitan	-	-	-	-
104	Telekomunikasi	-	-	-	-
105	Aktiviti Wayang Gambar, Pemprograman dan Penyiaran	-	-	-	-
106	Perkhidmatan Komputer dan Maklumat	-	-	-	-
107	Perantaraan Kewangan	-	-	-	-
108	Perkhidmatan Kewangan Lain	-	-	-	-
109	Insurans/ Takaful dan Tabungan Pencen	-	-	-	-
110	Aktiviti Sokongan Perkhidmatan Kewangan dan Insurans/ Takaful	-	-	-	-
111	Hartanah	-	-	-	-
112	Pemilikan Kediaman	-	-	-	-
113	Sewaan dan Pajakan	-	-	-	-
114	Penyelidikan dan Pembangunan Saintifik	-	-	-	-
115	Profesional	-	-	-	-
116	Perkhidmatan Perniagaan	-	-	-	-
117	Pentadbiran Awam	-	-	-	-
118	Pendidikan	-	-	-	-
119	Kesihatan	-	-	-	-
120	Ketenteraman dan Keselamatan Awam	-	-	-	-
121	Pentadbiran Awam Lain	-	-	-	-
122	Institusi bukan Keuntungan yang Berkhidmat kepada Isi Rumah	-	-	-	-
123	Kesenian, Hiburan dan Rekreasi	-	-	50,736	-
124	Perkhidmatan Swasta Lain	-	-	-	-
	JUMLAH OUTPUT KOMODITI	**383,303,600**	**6,607,650**	**86,473,742**	**27,832,794**
	Pembelian Langsung oleh Residen di Luar Negeri	-	-	-	-

Jadual 12: Jadual Pengeluaran Domestik pada Harga Asas, Aktiviti mengikut Komoditi (RM'000), 2020

Table 12: Domestic Production Tables at Basic Prices, Activity by Commodity (RM'000), 2020

Pengangkutan Air *Water Transport*	Pengangkutan Udara *Air Transport*	Penggudangan dan Aktiviti Sokongan untuk Pengangkutan *Warehousing and Support Activities for Transportation*	Perkhidmatan berkaitan Pengangkutan Air dan Udara *Services Incidental to Water and Air Transportation*	Commodity / Activity	
97	98	99	100		
-	-	-	-	Engines & Turbines, Fluid Power Equipment, Other Pumps, Compressors, Taps and Valves	65
-	-	-	-	Other General Purpose Machinery	66
-	-	-	-	Weapons, Ammunition and Special Purpose Machinery	67
-	-	-	-	Domestic Appliances	68
-	-	-	-	Computers, Peripheral, Office Equipment and Machinery	69
-	-	-	-	Electric Motors, Generators and Transformers	70
-	-	-	-	Electricity Distribution & Control Apparatus, Batteries and Accumulators	71
-	-	-	-	Fibre Optic, Electronic and Other Electric Cables	72
-	-	-	-	Wiring Devices, Electric Lighting Equipment and Other Electrical	73
-	-	-	-	Electronic Components and Boards	74
-	-	-	-	Communication Equipment and Consumer Electronics	75
-	-	-	-	Irradiation Equipment, Electro Medical and Electrotherapeutic	76
-	-	-	-	Measuring Equipment, Testing, Navigating and Control	77
-	-	-	-	Optical Instruments, Photographic Equipment, Magnetic and Optical Media	78
-	-	-	-	Watches and Clocks	79
-	-	-	-	Motor Vehicles, Trailers and Semi Trailers	80
-	-	-	-	Motorcycles	81
-	-	-	-	Ships, Boats, Bicycles and Invalid Carriages	82
-	-	-	-	Other Transport Equipment	83
-	-	-	-	Other Manufacturing	84
-	-	-	-	Repair & Installation of Machinery and Equipment	85
-	-	-	-	Electricity and Gas	86
-	-	-	-	Water	87
-	-	-	-	Sewerage, Waste Management & Remediation Activities	88
-	-	-	-	Residential Buildings	89
-	-	-	-	Non-Residential Buildings	90
-	-	-	-	Civil Engineering	91
-	-	-	-	Specialised Construction Activities	92
-	-	-	-	Wholesale & Retail Trade, Repair of Motor Vehicles and Motorcycles	93
-	-	-	-	Accommodation	94
-	-	-	-	Food and Beverage	95
-	-	-	-	Land Transport	96
13,623,139	-	-	-	Water Transport	97
-	6,595,062	-	-	Air Transport	98
-	-	12,395,837	-	Warehousing and Support Activities for Transportation	99
-	-	-	11,169,964	Services Incidental to Water and Air Transportation	100
-	-	-	-	Highway Operation Services, Bridge and Tunnel	101
-	-	-	-	Postal and Courier Activities	102
-	-	-	-	Publishing Activities	103
-	-	-	-	Telecommunications	104
-	-	-	-	Motion Picture, Programming and Broadcasting Activities	105
-	-	-	-	Computer and Information Services	106
-	-	-	-	Monetary Intermediation	107
-	-	-	-	Other Financial Service	108
-	-	-	-	Insurance/ Takaful and Pension Funding	109
-	-	-	-	Activities Auxiliary to Financial Service and Insurance/ Takaful	110
-	-	-	-	Real Estate	111
-	-	-	-	Ownership of Dwellings	112
-	-	-	-	Rental and Leasing	113
-	-	-	-	Scientific Research and Development	114
-	-	-	-	Professional	115
-	-	3,604	-	Business Services	116
-	-	-	-	Public Administration	117
-	-	-	-	Education	118
-	-	-	-	Health	119
-	-	-	-	Public Order and Safety	120
-	-	-	-	Other Public Administration	121
-	-	-	-	Non-Profit Institutions Serving Households	122
-	-	-	-	Arts, Entertainment and Recreation	123
-	-	-	-	Other Private Services	124
13,623,139	**6,595,062**	**12,399,441**	**11,169,964**	**TOTAL COMMODITY OUTPUT**	
-	-	-	-	Direct Purchases Abroad by Residents	

Jadual 12: Jadual Pengeluaran Domestik pada Harga Asas, Aktiviti mengikut Komoditi (RM'000), 2020

Table 12: Domestic Production Tables at Basic Prices, Activity by Commodity (RM'000), 2020

	Aktiviti / Komoditi	Perkhidmatan Operasi Lebuhraya, Jambatan dan Terowong *Highway, Bridge and Tunnel Operation Services*	Perkhidmatan Pos dan Kurier *Postal and Courier Activities*	Aktiviti Penerbitan *Publishing Activity*	Telekomunikasi *Telecommunications*
		101	102	103	104
1	Padi	-	-	-	-
2	Tanaman Makanan	-	-	-	-
3	Sayur-sayuran	-	-	-	-
4	Buah-buahan	-	-	-	-
5	Getah	-	-	-	-
6	Kelapa Sawit	-	-	-	-
7	Tanaman Bunga	-	-	-	-
8	Pertanian Lain	-	-	-	-
9	Ternakan Ayam dan Itik	-	-	-	-
10	Ternakan Lain	-	-	-	-
11	Perhutanan dan Pembalakan	-	-	-	-
12	Perikanan dan Akuakultur	-	-	-	-
13	Minyak Mentah dan Gas Asli	-	-	-	-
14	Perlombongan Bijih Besi	-	-	-	-
15	Pengkuarian Batu, Pasir dan Tanah Liat	-	-	-	-
16	Perlombongan dan Pengkuarian Lain	-	-	-	-
17	Pemprosesan dan Pengawetan Daging	-	-	-	-
18	Pemprosesan dan Pengawetan Makanan Laut	-	-	-	-
19	Pemprosesan dan Pengawetan Buah-buahan & Sayur-sayuran	-	-	-	-
20	Produk Tenusu	-	-	-	-
21	Minyak & Lemak Sayuran dan Haiwan	-	-	-	-
22	Produk Bijian, Kanji dan Produk Berkanji	-	-	-	-
23	Produk Bakeri	-	-	-	-
24	Manisan	-	-	-	-
25	Prosesan Makanan Lain	-	-	-	-
26	Makanan Haiwan Tersedia	-	-	-	-
27	Spirit, Wain dan Minuman Keras	-	-	-	-
28	Minuman Ringan, Air Mineral & Minuman Lain yang Dibotolkan	-	-	-	-
29	Produk Tembakau	-	-	-	-
30	Penyediaan, Pemintalan dan Penenunan Tekstil	-	-	-	-
31	Penyiapan Akhir Tekstil	-	-	-	-
32	Tekstil Lain	-	-	-	-
33	Pakaian	-	-	-	-
34	Produk Kulit	-	-	-	-
35	Kasut	-	-	-	-
36	Pengilangan dan Pengetaman Kayu	-	-	-	-
37	Kepingan Venier dan Panel berasaskan Kayu	-	-	-	-
38	Pertukangan Kayu dan Tanggam untuk Jurubina	-	-	-	-
39	Bekas Kayu dan Produk Kayu Lain	-	-	-	-
40	Kertas dan Produk Kertas	-	-	-	-
41	Perabot	-	-	-	-
42	Penerbitan Semula Media Rakaman	-	-	-	-
43	Percetakan	-	-	-	-
44	Kok dan Produk Petroleum Bertapis	-	-	-	-
45	Kimia Asas	-	-	-	-
46	Baja dan Sebatian Nitrogen	-	-	-	-
47	Cat dan Varnis	-	-	-	-
48	Produk Farmaseutikal, Kimia Perubatan & Botani	-	-	-	-
49	Sabun & Bahan Pencuci, Pencuci dan Pengilat, Pewangi dan Dandanan Diri	-	-	-	-
50	Produk Kimia Lain	-	-	-	-
51	Tayar dan Tiub Getah	-	-	-	-
52	Prosesan Getah	-	-	-	-
53	Sarung Tangan Getah	-	-	-	-
54	Produk Getah Lain	-	-	-	-
55	Produk Plastik	-	-	-	-
56	Kaca dan Produk Kaca	-	-	-	-
57	Produk Refraktori, Tanah Liat, Porselin dan Seramik	-	-	-	-
58	Simen, Kapur dan Plaster	-	-	-	-
59	Produk Mineral bukan Logam	-	-	-	-
60	Besi dan Keluli Asas	-	-	-	-
61	Logam Asas Berharga dan Logam bukan Ferus Lain	-	-	-	-
62	Pengacuan Logam	-	-	-	-
63	Produk Struktur Logam, Tangki, Takungan dan Penjana Wap	-	-	-	-
64	Produk Logam Lain yang Direka	-	-	-	-

Jadual 12: Jadual Pengeluaran Domestik pada Harga Asas, Aktiviti mengikut Komoditi (RM'000), 2020

Table 12: Domestic Production Tables at Basic Prices, Activity by Commodity (RM'000), 2020

Aktiviti Wayang Gambar, Pemprograman dan Penyiaran *Motion Picture, Programming and Broadcasting Activities*	Perkhidmatan Komputer dan Maklumat *Computer and Information Services*	Perantaraan Kewangan *Monetary Intermediation*	Perkhidmatan Kewangan Lain *Other Financial Service*	Commodity / Activity	
105	106	107	108		
-	-	-	-	Paddy	1
-	-	-	-	Food Crops	2
-	-	-	-	Vegetables	3
-	-	-	-	Fruits	4
-	-	-	-	Rubber	5
-	-	-	-	Oil Palm	6
-	-	-	-	Flower Plants	7
-	-	-	-	Other Agriculture	8
-	-	-	-	Poultry Farming	9
-	-	-	-	Other Livestock	10
-	-	-	-	Forestry and Logging	11
-	-	-	-	Fishing and Aquaculture	12
-	-	-	-	Crude Oil and Natural Gas	13
-	-	-	-	Mining of Metal Ores	14
-	-	-	-	Quarrying of Stone, Sand and Clay	15
-	-	-	-	Other Mining and Quarrying	16
-	-	-	-	Processing and Preserving of Meat	17
-	-	-	-	Processing and Preserving of Seafood	18
-	-	-	-	Processing and Preserving of Fruits & Vegetables	19
-	-	-	-	Dairy Products	20
-	-	-	-	Vegetable & Animal Oils and Fats	21
-	-	-	-	Grain Mill Products, Starches and Starch Products	22
-	-	-	-	Bakery Products	23
-	-	-	-	Confectionery	24
-	-	-	-	Other Food Processing	25
-	-	-	-	Prepared Animal Feeds	26
-	-	-	-	Spirits, Wines and Liquors	27
-	-	-	-	Soft Drinks, Mineral Waters and Other Bottled Waters	28
-	-	-	-	Tobacco Products	29
-	-	-	-	Preparation, Spinning and Weaving of Textiles	30
-	-	-	-	Finishing of Textiles	31
-	-	-	-	Other Textiles	32
-	-	-	-	Wearing Apparel	33
-	-	-	-	Leather Products	34
-	-	-	-	Footwear	35
-	-	-	-	Sawmilling and Planning of Wood	36
-	-	-	-	Veneer Sheets and Wood-based Panels	37
-	-	-	-	Builders' Carpentry and Joinery	38
-	-	-	-	Wooden Containers and Other Wood Products	39
-	-	-	-	Paper and Paper Products	40
-	-	-	-	Furniture	41
-	-	-	-	Reproduction of Recorded Media	42
-	-	-	-	Printing	43
-	-	-	-	Coke and Refined Petroleum Products	44
-	-	-	-	Basic Chemicals	45
-	-	-	-	Fertilizers and Nitrogen Compounds	46
-	-	-	-	Paints and Varnishes	47
-	-	-	-	Pharmaceuticals, Medicinal Chemical & Botanical Products	48
-	-	-	-	Soaps & Detergents, Cleaning & Polishing, Perfumes and Toilet Preparations	49
-	-	-	-	Other Chemicals Products	50
-	-	-	-	Rubber Tyres and Tubes	51
-	-	-	-	Rubber Processing	52
-	-	-	-	Rubber Gloves	53
-	-	-	-	Other Rubber Products	54
-	-	-	-	Plastic Products	55
-	-	-	-	Glass and Glass Products	56
-	-	-	-	Refractory, Clay, Porcelain and Ceramic Products	57
-	-	-	-	Cement, Lime and Plaster	58
-	-	-	-	Non-Metallic Mineral Products	59
-	-	-	-	Basic Iron and Steel	60
-	-	-	-	Basic Precious and Other Non-Ferrous Metals	61
-	-	-	-	Casting of Metals	62
-	-	-	-	Structural Metal Products, Tanks, Reservoirs and Steam Generators	63
-	-	-	-	Other Fabricated Metal Products	64

Jadual 12: Jadual Pengeluaran Domestik pada Harga Asas, Aktiviti mengikut Komoditi (RM'000), 2020

Table 12: Domestic Production Tables at Basic Prices, Activity by Commodity (RM'000), 2020

	Komoditi / Aktiviti	Perkhidmatan Operasi Lebuhraya, Jambatan dan Terowong *Highway, Bridge and Tunnel Operation Services*	Perkhidmatan Pos dan Kurier *Postal and Courier Activities*	Aktiviti Penerbitan *Publishing Activity*	Telekomunikasi *Telecommunications*
		101	102	103	104
65	Enjin & Turbin, Alatan Kuasa Bendalir, Pam, Pemampat Lain, Kepala Paip dan Injap Lain	-	-	-	-
66	Jentera Kegunaan Umum Lain	-	-	-	-
67	Senjata, Peluru dan Mesin bertujuan Khas	-	-	-	-
68	Perkakasan Domestik	-	-	-	-
69	Komputer, Peranti, Mesin dan Kelengkapan Pejabat	-	-	-	-
70	Motor Elektrik, Penjana dan Transformer	-	-	-	-
71	Perkakasan Pengagihan & Pengawalan Elektrik, Bateri dan Akumulator	-	-	-	-
72	Kabel Gentian Optikal, Elektronik dan Elektrik Lain	-	-	-	-
73	Alatan Pendawaian, Kelengkapan Pencahayaan Elektrik dan Elektrik Lain	-	-	-	-
74	Komponen dan Papan Elektronik	-	-	-	-
75	Peralatan Komunikasi dan Elektronik Pengguna	-	-	-	-
76	Peralatan Penyinaran, Perubatan Elektro dan Elektroterapeutik	-	-	-	-
77	Kelengkapan Mengukur, Menguji, Memandu Arah dan Kawalan	-	-	-	-
78	Instrumen Optikal, Alatan Fotografi, Media Magnetik dan Optikal	-	-	-	-
79	Jam Tangan dan Jam	-	-	-	-
80	Kenderaan Bermotor, Treler dan Semi Treler	-	-	-	-
81	Motosikal	-	-	-	-
82	Kapal, Bot, Basikal dan 'Invalid Carriages'	-	-	-	-
83	Kelengkapan Pengangkutan Lain	-	-	-	-
84	Pembuatan Lain	-	-	-	-
85	Pembaikan & Pemasangan Mesin dan Kelengkapan	-	-	-	-
86	Elektrik dan Gas	-	-	-	-
87	Air	-	-	-	-
88	Pembetungan, Pengurusan Sisa & Aktiviti Pemulihan	-	-	-	-
89	Bangunan Kediaman	-	-	-	-
90	Bangunan Bukan Kediaman	-	-	-	-
91	Kejuruteraan Awam	-	-	-	-
92	Aktiviti Pembinaan Pertukangan Khas	-	-	-	-
93	Perdagangan Borong & Runcit, Pembaikan Kenderaan Bermotor dan Motosikal	-	-	-	-
94	Penginapan	-	-	-	23,206
95	Makanan dan Minuman	-	-	-	-
96	Pengangkutan Darat	-	-	-	-
97	Pengangkutan Air	-	-	-	-
98	Pengangkutan Udara	-	-	-	-
99	Penggudangan dan Aktiviti Sokongan untuk Pengangkutan	-	-	-	-
100	Perkhidmatan berkaitan Pengangkutan Air dan Udara	-	-	-	-
101	Perkhidmatan Operasi Lebuhraya, Jambatan dan Terowong	9,441,745	-	-	-
102	Perkhidmatan Pos dan Kurier	-	5,491,942	-	-
103	Aktiviti Penerbitan	-	-	4,338,236	-
104	Telekomunikasi	-	-	-	114,690,988
105	Aktiviti Wayang Gambar, Pemprograman dan Penyiaran	-	-	-	-
106	Perkhidmatan Komputer dan Maklumat	-	-	-	-
107	Perantaraan Kewangan	-	-	-	-
108	Perkhidmatan Kewangan Lain	-	-	-	-
109	Insurans/ Takaful dan Tabungan Pencen	-	-	-	-
110	Aktiviti Sokongan Perkhidmatan Kewangan dan Insurans/ Takaful	-	-	-	-
111	Hartanah	-	-	-	-
112	Pemilikan Kediaman	-	-	-	-
113	Sewaan dan Pajakan	-	-	-	-
114	Penyelidikan dan Pembangunan Saintifik	-	-	-	-
115	Profesional	-	-	-	-
116	Perkhidmatan Perniagaan	-	-	-	-
117	Pentadbiran Awam	-	-	-	-
118	Pendidikan	-	-	118,340	-
119	Kesihatan	-	-	-	-
120	Ketenteraman dan Keselamatan Awam	-	-	-	-
121	Pentadbiran Awam Lain	-	-	-	-
122	Institusi bukan Keuntungan yang Berkhidmat kepada Isi Rumah	-	-	-	-
123	Kesenian, Hiburan dan Rekreasi	-	-	-	-
124	Perkhidmatan Swasta Lain	-	-	-	-
	JUMLAH OUTPUT KOMODITI	9,441,745	5,491,942	4,456,577	114,714,194
	Pembelian Langsung oleh Residen di Luar Negeri	-	-	-	-

Jadual 12: Jadual Pengeluaran Domestik pada Harga Asas, Aktiviti mengikut Komoditi (RM'000), 2020

Table 12: Domestic Production Tables at Basic Prices, Activity by Commodity (RM'000), 2020

Aktiviti Wayang Gambar, Pemprograman dan Penyiaran *Motion Picture, Programming and Broadcasting Activities*	Perkhidmatan Komputer dan Maklumat *Computer and Information Services*	Perantaraan Kewangan *Monetary Intermediation*	Perkhidmatan Kewangan Lain *Other Financial Service*	Commodity / Activity	
105	106	107	108		
-	-	-	-	Engines & Turbines, Fluid Power Equipment, Other Pumps, Compressors, Taps and Valves	65
-	-	-	-	Other General Purpose Machinery	66
-	-	-	-	Weapons, Ammunition and Special Purpose Machinery	67
-	-	-	-	Domestic Appliances	68
-	-	-	-	Computers, Peripheral, Office Equipment and Machinery	69
-	-	-	-	Electric Motors, Generators and Transformers	70
-	-	-	-	Electricity Distribution & Control Apparatus, Batteries and Accumulators	71
-	-	-	-	Fibre Optic, Electronic and Other Electric Cables	72
-	-	-	-	Wiring Devices, Electric Lighting Equipment and Other Electrical	73
-	-	-	-	Electronic Components and Boards	74
-	-	-	-	Communication Equipment and Consumer Electronics	75
-	-	-	-	Irradiation Equipment, Electro Medical and Electrotherapeutic	76
-	-	-	-	Measuring Equipment, Testing, Navigating and Control	77
-	-	-	-	Optical Instruments, Photographic Equipment, Magnetic and Optical Media	78
-	-	-	-	Watches and Clocks	79
-	-	-	-	Motor Vehicles, Trailers and Semi Trailers	80
-	-	-	-	Motorcycles	81
-	-	-	-	Ships, Boats, Bicycles and Invalid Carriages	82
-	-	-	-	Other Transport Equipment	83
-	-	-	-	Other Manufacturing	84
-	-	-	-	Repair & Installation of Machinery and Equipment	85
-	-	-	-	Electricity and Gas	86
-	-	-	-	Water	87
-	-	-	-	Sewerage, Waste Management & Remediation Activities	88
-	-	-	-	Residential Buildings	89
-	-	-	-	Non-Residential Buildings	90
-	-	-	-	Civil Engineering	91
-	-	-	-	Specialised Construction Activities	92
-	-	-	-	Wholesale & Retail Trade, Repair of Motor Vehicles and Motorcycles	93
-	-	-	-	Accommodation	94
-	-	-	-	Food and Beverage	95
-	-	-	-	Land Transport	96
-	-	-	-	Water Transport	97
-	-	-	-	Air Transport	98
-	-	-	-	Warehousing and Support Activities for Transportation	99
-	-	-	-	Services Incidental to Water and Air Transportation	100
-	-	-	-	Highway Operation Services, Bridge and Tunnel	101
-	-	-	-	Postal and Courier Activities	102
-	-	-	-	Publishing Activities	103
-	-	-	-	Telecommunications	104
10,510,074	-	-	-	Motion Picture, Programming and Broadcasting Activities	105
-	40,934,573	-	-	Computer and Information Services	106
-	-	61,887,937	-	Monetary Intermediation	107
-	-	-	12,837,431	Other Financial Service	108
-	-	-	-	Insurance/ Takaful and Pension Funding	109
-	-	-	-	Activities Auxiliary to Financial Service and Insurance/ Takaful	110
-	-	-	-	Real Estate	111
-	-	-	-	Ownership of Dwellings	112
-	-	-	-	Rental and Leasing	113
-	-	-	-	Scientific Research and Development	114
-	-	-	-	Professional	115
-	-	-	-	Business Services	116
-	-	-	-	Public Administration	117
-	-	-	-	Education	118
-	-	-	-	Health	119
-	-	-	-	Public Order and Safety	120
-	-	-	-	Other Public Administration	121
-	-	-	-	Non-Profit Institutions Serving Households	122
-	-	-	-	Arts, Entertainment and Recreation	123
-	-	-	-	Other Private Services	124
10,510,074	**40,934,573**	**61,887,937**	**12,837,431**	**TOTAL COMMODITY OUTPUT**	
-	-	-	-	Direct Purchases Abroad by Residents	

Jadual 12: Jadual Pengeluaran Domestik pada Harga Asas, Aktiviti mengikut Komoditi (RM'000), 2020

Table 12: Domestic Production Tables at Basic Prices, Activity by Commodity (RM'000), 2020

	Aktiviti / Komoditi	Insurans/ Takaful dan Tabungan Pencen *Insurance/ Takaful and Pension Funding*	Aktiviti Sokongan Perkhidmatan Kewangan dan Insurans/ Takaful *Activities Auxiliary to Financial Service and Insurance/ Takaful*	Hartanah *Real Estate*	Pemilikan Kediaman *Ownership of Dwellings*
		109	110	111	112
1	Padi	-	-	743	-
2	Tanaman Makanan	-	-	2,868	-
3	Sayur-sayuran	-	-	7,766	-
4	Buah-buahan	-	-	3,151	-
5	Getah	-	-	138	-
6	Kelapa Sawit	-	-	111,207	-
7	Tanaman Bunga	-	-	446	-
8	Pertanian Lain	-	-	1,649	-
9	Ternakan Ayam dan Itik	-	-	6,554	-
10	Ternakan Lain	-	-	1,614	-
11	Perhutanan dan Pembalakan	-	-	5,059	-
12	Perikanan dan Akuakultur	-	-	9,771	-
13	Minyak Mentah dan Gas Asli	-	-	-	-
14	Perlombongan Bijih Besi	-	-	97	-
15	Pengkuarian Batu, Pasir dan Tanah Liat	-	-	7,978	-
16	Perlombongan dan Pengkuarian Lain	-	-	2,785	-
17	Pemprosesan dan Pengawetan Daging	-	-	12,670	-
18	Pemprosesan dan Pengawetan Makanan Laut	-	-	11,172	-
19	Pemprosesan dan Pengawetan Buah-buahan & Sayur-sayuran	-	-	2,322	-
20	Produk Tenusu	-	-	4,734	-
21	Minyak & Lemak Sayuran dan Haiwan	-	-	89,178	-
22	Produk Bijian, Kanji dan Produk Berkanji	-	-	6,586	-
23	Produk Bakeri	-	-	7,976	-
24	Manisan	-	-	943	-
25	Prosesan Makanan Lain	-	-	14,438	-
26	Makanan Haiwan Tersedia	-	-	3,371	-
27	Spirit, Wain dan Minuman Keras	-	-	7,430	-
28	Minuman Ringan, Air Mineral & Minuman Lain yang Dibotolkan	-	-	9,621	-
29	Produk Tembakau	-	-	558	-
30	Penyediaan, Pemintalan dan Penenunan Tekstil	-	-	549	-
31	Penyiapan Akhir Tekstil	-	-	3,953	-
32	Tekstil Lain	-	-	3,111	-
33	Pakaian	-	-	4,196	-
34	Produk Kulit	-	-	1,612	-
35	Kasut	-	-	2,591	-
36	Pengilangan dan Pengetaman Kayu	-	-	41,953	-
37	Kepingan Venier dan Panel berasaskan Kayu	-	-	5,817	-
38	Pertukangan Kayu dan Tanggam untuk Jurubina	-	-	1,719	-
39	Bekas Kayu dan Produk Kayu Lain	-	-	1,076	-
40	Kertas dan Produk Kertas	-	-	15,474	-
41	Perabot	-	-	20,322	-
42	Penerbitan Semula Media Rakaman	-	-	6	-
43	Percetakan	-	-	38,587	-
44	Kok dan Produk Petroleum Bertapis	-	-	9,353	-
45	Kimia Asas	-	-	2,674	-
46	Baja dan Sebatian Nitrogen	-	-	976	-
47	Cat dan Varnis	-	-	2,013	-
48	Produk Farmaseutikal, Kimia Perubatan & Botani	-	-	3,889	-
49	Sabun & Bahan Pencuci, Pencuci dan Pengilat, Pewangi dan Dandanan Diri	-	-	2,375	-
50	Produk Kimia Lain	-	-	193,654	-
51	Tayar dan Tiub Getah	-	-	2,205	-
52	Prosesan Getah	-	-	11,421	-
53	Sarung Tangan Getah	-	-	10,048	-
54	Produk Getah Lain	-	-	555	-
55	Produk Plastik	-	-	26,163	-
56	Kaca dan Produk Kaca	-	-	1,721	-
57	Produk Refraktori, Tanah Liat, Porselin dan Seramik	-	-	3,482	-
58	Simen, Kapur dan Plaster	-	-	2,133	-
59	Produk Mineral bukan Logam	-	-	42,759	-
60	Besi dan Keluli Asas	-	-	12,426	-
61	Logam Asas Berharga dan Logam bukan Ferus Lain	-	-	1,932	-
62	Pengacuan Logam	-	-	2,400	-
63	Produk Struktur Logam, Tangki, Takungan dan Penjana Wap	-	-	30,002	-
64	Produk Logam Lain yang Direka	-	-	56,928	-

Jadual 12: Jadual Pengeluaran Domestik pada Harga Asas, Aktiviti mengikut Komoditi (RM'000), 2020

Table 12: Domestic Production Tables at Basic Prices, Activity by Commodity (RM'000), 2020

Sewaan dan Pajakan *Rental and Leasing*	Penyelidikan dan Pembangunan Saintifik *Scientific Research and Development*	Profesional *Professional*	Perkhidmatan Perniagaan *Business Services*	Commodity / Activity	
113	114	115	116		
9,405	400	1,800	-	Paddy	1
3,680	17,929	-	-	Food Crops	2
35,101	717	4,381	-	Vegetables	3
152,488	1,398	3,558	-	Fruits	4
7,987	1,282	37,167	-	Rubber	5
135,541	27,359	166,221	-	Oil Palm	6
2,568	118	-	-	Flower Plants	7
10,799	265	11,224	-	Other Agriculture	8
12,166	8,001	414,796	-	Poultry Farming	9
7,454	2,464	57,620	-	Other Livestock	10
76,060	2,804	1,101,588	-	Forestry and Logging	11
87,457	3,246	75,023	-	Fishing and Aquaculture	12
433,772	614,118	3,901	-	Crude Oil and Natural Gas	13
6,952	5,324	4,414	77,744	Mining of Metal Ores	14
101,325	11,145	56,686	103,592	Quarrying of Stone, Sand and Clay	15
6,696	413	7,118	61,950	Other Mining and Quarrying	16
6,591	-	185	-	Processing and Preserving of Meat	17
6,352	-	2,159	-	Processing and Preserving of Seafood	18
1,193	-	949	-	Processing and Preserving of Fruits & Vegetables	19
4,309	-	1,861	-	Dairy Products	20
19,700	-	94,642	-	Vegetable & Animal Oils and Fats	21
11,641	-	6,995	-	Grain Mill Products, Starches and Starch Products	22
8,221	-	4,723	-	Bakery Products	23
1,476	-	171	-	Confectionery	24
8,567	-	8,084	-	Other Food Processing	25
5,574	-	1,250	-	Prepared Animal Feeds	26
1,440	-	835	-	Spirits, Wines and Liquors	27
5,003	-	13,022	-	Soft Drinks, Mineral Waters and Other Bottled Waters	28
29	-	131	-	Tobacco Products	29
62	-	2,120	-	Preparation, Spinning and Weaving of Textiles	30
1,324	-	1,440	-	Finishing of Textiles	31
5,362	-	9,053	-	Other Textiles	32
1,177	-	27,638	-	Wearing Apparel	33
540	-	205	-	Leather Products	34
341	-	11	-	Footwear	35
31,683	-	8,291	-	Sawmilling and Planning of Wood	36
7,873	-	30,238	-	Veneer Sheets and Wood-based Panels	37
2,706	-	2,544	-	Builders' Carpentry and Joinery	38
6,552	-	1,643	-	Wooden Containers and Other Wood Products	39
3,673	-	7,910	-	Paper and Paper Products	40
20,479	-	9,413	-	Furniture	41
-	-	-	-	Reproduction of Recorded Media	42
187,582	-	126,161	-	Printing	43
37,658	-	1,087,174	-	Coke and Refined Petroleum Products	44
12,680	-	97,635	-	Basic Chemicals	45
1,208	-	1,223	-	Fertilizers and Nitrogen Compounds	46
6,548	-	6,019	-	Paints and Varnishes	47
799	-	8,848	-	Pharmaceuticals, Medicinal Chemical & Botanical Products	48
172,724	-	3,131	-	Soaps & Detergents, Cleaning & Polishing, Perfumes and Toilet Preparations	49
6,861	-	47,484	-	Other Chemicals Products	50
159	-	176	-	Rubber Tyres and Tubes	51
2,543	-	2,086	-	Rubber Processing	52
20,644	-	2,886	-	Rubber Gloves	53
4,640	-	1,983	-	Other Rubber Products	54
28,542	-	32,936	-	Plastic Products	55
1,353	-	1,870	-	Glass and Glass Products	56
5,327	-	1,445	-	Refractory, Clay, Porcelain and Ceramic Products	57
3,278	-	5,338	-	Cement, Lime and Plaster	58
38,229	-	9,750	-	Non-Metallic Mineral Products	59
9,007	-	9,384	-	Basic Iron and Steel	60
3,254	-	7,267	-	Basic Precious and Other Non-Ferrous Metals	61
1,095	-	1,651	-	Casting of Metals	62
11,952	-	6,454	-	Structural Metal Products, Tanks, Reservoirs and Steam Generators	63
16,959	-	38,059	-	Other Fabricated Metal Products	64

Jadual 12: Jadual Pengeluaran Domestik pada Harga Asas, Aktiviti mengikut Komoditi (RM'000), 2020

Table 12: Domestic Production Tables at Basic Prices, Activity by Commodity (RM'000), 2020

	Aktiviti / Komoditi	Insurans/ Takaful dan Tabungan Pencen *Insurance/ Takaful and Pension Funding*	Aktiviti Sokongan Perkhidmatan Kewangan dan Insurans/ Takaful *Activities Auxiliary to Financial Service and Insurance/ Takaful*	Hartanah *Real Estate*	Pemilikan Kediaman *Ownership of Dwellings*
		109	110	111	112
65	Enjin & Turbin, Alatan Kuasa Bendalir, Pam, Pemampat Lain, Kepala Paip dan Injap Lain	-	-	451	-
66	Jentera Kegunaan Umum Lain	-	-	4,937	-
67	Senjata, Peluru dan Mesin bertujuan Khas	-	-	4,204	-
68	Perkakasan Domestik	-	-	274	-
69	Komputer, Peranti, Mesin dan Kelengkapan Pejabat	-	-	1,063	-
70	Motor Elektrik, Penjana dan Transformer	-	-	1,171	-
71	Perkakasan Pengagihan & Pengawalan Elektrik, Bateri dan Akumulator	-	-	1,618	-
72	Kabel Gentian Optikal, Elektronik dan Elektrik Lain	-	-	8,392	-
73	Alatan Pendawaian, Kelengkapan Pencahayaan Elektrik dan Elektrik Lain	-	-	21,361	-
74	Komponen dan Papan Elektronik	-	-	274,334	-
75	Peralatan Komunikasi dan Elektronik Pengguna	-	-	8,335	-
76	Peralatan Penyinaran, Perubatan Elektro dan Elektroterapeutik	-	-	145	-
77	Kelengkapan Mengukur, Menguji, Memandu Arah dan Kawalan	-	-	3,544	-
78	Instrumen Optikal, Alatan Fotografi, Media Magnetik dan Optikal	-	-	-	-
79	Jam Tangan dan Jam	-	-	832	-
80	Kenderaan Bermotor, Treler dan Semi Treler	-	-	13,538	-
81	Motosikal	-	-	912	-
82	Kapal, Bot, Basikal dan 'Invalid Carriages'	-	-	49,132	-
83	Kelengkapan Pengangkutan Lain	-	-	506	-
84	Pembuatan Lain	-	-	3,204	-
85	Pembaikan & Pemasangan Mesin dan Kelengkapan	-	-	18,081	-
86	Elektrik dan Gas	-	-	75,088	-
87	Air	-	-	3,204	-
88	Pembetungan, Pengurusan Sisa & Aktiviti Pemulihan	-	-	4,533	-
89	Bangunan Kediaman	-	-	28,022	-
90	Bangunan Bukan Kediaman	-	-	25,487	-
91	Kejuruteraan Awam	-	-	57,457	-
92	Aktiviti Pembinaan Pertukangan Khas	-	-	23,569	-
93	Perdagangan Borong & Runcit, Pembaikan Kenderaan Bermotor dan Motosikal	-	-	14,226,471	-
94	Penginapan	-	-	113,488	-
95	Makanan dan Minuman	-	-	149,540	-
96	Pengangkutan Darat	-	-	61,122	-
97	Pengangkutan Air	-	-	758	-
98	Pengangkutan Udara	-	-	19,895	-
99	Penggudangan dan Aktiviti Sokongan untuk Pengangkutan	-	-	48,135	-
100	Perkhidmatan berkaitan Pengangkutan Air dan Udara	-	-	397,858	-
101	Perkhidmatan Operasi Lebuhraya, Jambatan dan Terowong	-	-	25,950	-
102	Perkhidmatan Pos dan Kurier	-	-	272	-
103	Aktiviti Penerbitan	-	-	6,182	-
104	Telekomunikasi	-	-	73,269	-
105	Aktiviti Wayang Gambar, Pemprograman dan Penyiaran	-	-	1,948	-
106	Perkhidmatan Komputer dan Maklumat	-	-	121,800	-
107	Perantaraan Kewangan	-	-	249,708	-
108	Perkhidmatan Kewangan Lain	-	23,210	41,656	-
109	Insurans/ Takaful dan Tabungan Pencen	37,071,640	-	514,658	-
110	Aktiviti Sokongan Perkhidmatan Kewangan dan Insurans/ Takaful	-	12,504,541	71,098	-
111	Hartanah	-	-	28,727,771	-
112	Pemilikan Kediaman	-	-	-	40,839,715
113	Sewaan dan Pajakan	-	-	9,372	-
114	Penyelidikan dan Pembangunan Saintifik	-	-	12,229	-
115	Profesional	-	-	50,599	-
116	Perkhidmatan Perniagaan	-	-	27,169	-
117	Pentadbiran Awam	-	-	-	-
118	Pendidikan	-	-	171,061	-
119	Kesihatan	-	-	31,410	-
120	Ketenteraman dan Keselamatan Awam	-	-	-	-
121	Pentadbiran Awam Lain	-	-	-	-
122	Institusi bukan Keuntungan yang Berkhidmat kepada Isi Rumah	-	-	28,609	-
123	Kesenian, Hiburan dan Rekreasi	-	-	20,678	-
124	Perkhidmatan Swasta Lain	-	-	15,160	-
	JUMLAH OUTPUT KOMODITI	**37,071,640**	**12,527,751**	**46,744,163**	**40,839,715**
	Pembelian Langsung oleh Residen di Luar Negeri	-	-	-	-

Jadual 12: Jadual Pengeluaran Domestik pada Harga Asas, Aktiviti mengikut Komoditi (RM'000), 2020

Table 12: Domestic Production Tables at Basic Prices, Activity by Commodity (RM'000), 2020

Sewaan dan Pajakan *Rental and Leasing*	Penyelidikan dan Pembangunan Saintifik *Scientific Research and Development*	Profesional *Professional*	Perkhidmatan Perniagaan *Business Services*	Commodity / Activity	
113	114	115	116		
529	-	754	-	Engines & Turbines, Fluid Power Equipment, Other Pumps, Compressors, Taps and Valves	65
10,699	-	9,795	-	Other General Purpose Machinery	66
4,564	-	11,569	-	Weapons, Ammunition and Special Purpose Machinery	67
388	-	1,630	-	Domestic Appliances	68
3,845	-	23,481	-	Computers, Peripheral, Office Equipment and Machinery	69
173	-	81	-	Electric Motors, Generators and Transformers	70
6,824	-	8,860	-	Electricity Distribution & Control Apparatus, Batteries and Accumulators	71
840	-	5,775	-	Fibre Optic, Electronic and Other Electric Cables	72
1,159	-	3,649	-	Wiring Devices, Electric Lighting Equipment and Other Electrical	73
140,962	-	1,169,133	-	Electronic Components and Boards	74
640	-	5,581	-	Communication Equipment and Consumer Electronics	75
92	-	638	-	Irradiation Equipment, Electro Medical and Electrotherapeutic	76
2,123	-	166,053	-	Measuring Equipment, Testing, Navigating and Control	77
-	-	3,302	-	Optical Instruments, Photographic Equipment, Magnetic and Optical Media	78
-	-	7	-	Watches and Clocks	79
5,324	-	242,039	-	Motor Vehicles, Trailers and Semi Trailers	80
469	-	5,980	-	Motorcycles	81
84,282	-	2,276	-	Ships, Boats, Bicycles and Invalid Carriages	82
704	-	2,823	-	Other Transport Equipment	83
1,478	-	5,680	-	Other Manufacturing	84
14,308	-	7,860	-	Repair & Installation of Machinery and Equipment	85
48,492	87,683	310,903	-	Electricity and Gas	86
4,338	9,109	-	-	Water	87
49,025	36,715	40,924	-	Sewerage, Waste Management & Remediation Activities	88
23,087	-	65,557	-	Residential Buildings	89
80,782	-	45,681	-	Non-Residential Buildings	90
87,254	-	350,440	-	Civil Engineering	91
33,681	-	31,209	-	Specialised Construction Activities	92
1,785,865	-	14,833,724	-	Wholesale & Retail Trade, Repair of Motor Vehicles and Motorcycles	93
21,387	2,718	59,720	191,036	Accommodation	94
121,117	-	430,758	-	Food and Beverage	95
1,312	17,279	485,896	-	Land Transport	96
1	22,871	1,392,131	-	Water Transport	97
27,043	1	41,583	978	Air Transport	98
6,214	70,513	5,915,000	-	Warehousing and Support Activities for Transportation	99
-	10,798	625,616	-	Services Incidental to Water and Air Transportation	100
-	64	27,682	-	Highway Operation Services, Bridge and Tunnel	101
-	45,440	1,297,586	-	Postal and Courier Activities	102
30,981	9,772	107,929	-	Publishing Activities	103
323,756	552,089	489,979	-	Telecommunications	104
13,960	583,701	212,414	-	Motion Picture, Programming and Broadcasting Activities	105
124,887	694,048	771,871	-	Computer and Information Services	106
-	149,026	19,957,826	-	Monetary Intermediation	107
6,941	69,069	409,612	-	Other Financial Service	108
-	216,779	-	-	Insurance/ Takaful and Pension Funding	109
281	446,564	51,637	-	Activities Auxiliary to Financial Service and Insurance/ Takaful	110
6,990	121,895	2,679,458	-	Real Estate	111
-	-	-	-	Ownership of Dwellings	112
4,314,220	2,314	74,257	-	Rental and Leasing	113
1,575	3,208,808	98,634	-	Scientific Research and Development	114
7,052	142,156	47,025,178	-	Professional	115
33,566	14,106	300,217	18,605,927	Business Services	116
-	101,309	951,852	-	Public Administration	117
-	108,990	66,021	1,079	Education	118
3,316	16,270	24,542	-	Health	119
-	-	-	-	Public Order and Safety	120
-	-	-	970,223	Other Public Administration	121
8,363	301	23,119	-	Non-Profit Institutions Serving Households	122
57,249	12,670	144,006	479,233	Arts, Entertainment and Recreation	123
4,553	2,412	72,663	-	Other Private Services	124
9,331,055	**7,452,452**	**104,772,559**	**20,491,762**	TOTAL COMMODITY OUTPUT	
-	-	-	-	Direct Purchases Abroad by Residents	

Jadual 12: Jadual Pengeluaran Domestik pada Harga Asas, Aktiviti mengikut Komoditi (RM'000), 2020

Table 12: Domestic Production Tables at Basic Prices, Activity by Commodity (RM'000), 2020

	Komoditi / Aktiviti	Pentadbiran Awam *Public Administration*	Pendidikan *Education*	Kesihatan *Health*	Ketenteraman dan Keselamatan Awam *Public Order and Safety*
		117	118	119	120
1	Padi	-	-	-	-
2	Tanaman Makanan	-	-	-	-
3	Sayur-sayuran	-	-	-	-
4	Buah-buahan	-	-	-	-
5	Getah	-	-	-	-
6	Kelapa Sawit	-	-	-	-
7	Tanaman Bunga	-	-	-	-
8	Pertanian Lain	-	-	-	-
9	Ternakan Ayam dan Itik	-	-	-	-
10	Ternakan Lain	-	-	-	-
11	Perhutanan dan Pembalakan	-	-	-	-
12	Perikanan dan Akuakultur	-	-	-	-
13	Minyak Mentah dan Gas Asli	-	-	-	-
14	Perlombongan Bijih Besi	-	-	-	-
15	Pengkuarian Batu, Pasir dan Tanah Liat	-	-	-	-
16	Perlombongan dan Pengkuarian Lain	-	-	-	-
17	Pemprosesan dan Pengawetan Daging	-	-	-	-
18	Pemprosesan dan Pengawetan Makanan Laut	-	-	-	-
19	Pemprosesan dan Pengawetan Buah-buahan & Sayur-sayuran	-	-	-	-
20	Produk Tenusu	-	-	-	-
21	Minyak & Lemak Sayuran dan Haiwan	-	-	-	-
22	Produk Bijian, Kanji dan Produk Berkanji	-	-	-	-
23	Produk Bakeri	-	-	-	-
24	Manisan	-	-	-	-
25	Prosesan Makanan Lain	-	-	-	-
26	Makanan Haiwan Tersedia	-	-	-	-
27	Spirit, Wain dan Minuman Keras	-	-	-	-
28	Minuman Ringan, Air Mineral & Minuman Lain yang Dibotolkan	-	-	-	-
29	Produk Tembakau	-	-	-	-
30	Penyediaan, Pemintalan dan Penenunan Tekstil	-	-	-	-
31	Penyiapan Akhir Tekstil	-	-	-	-
32	Tekstil Lain	-	-	-	-
33	Pakaian	-	-	-	-
34	Produk Kulit	-	-	-	-
35	Kasut	-	-	-	-
36	Pengilangan dan Pengetaman Kayu	-	-	-	-
37	Kepingan Venier dan Panel berasaskan Kayu	-	-	-	-
38	Pertukangan Kayu dan Tanggam untuk Jurubina	-	-	-	-
39	Bekas Kayu dan Produk Kayu Lain	-	-	-	-
40	Kertas dan Produk Kertas	-	-	-	-
41	Perabot	-	-	-	-
42	Penerbitan Semula Media Rakaman	-	-	-	-
43	Percetakan	-	-	-	-
44	Kok dan Produk Petroleum Bertapis	-	-	-	-
45	Kimia Asas	-	-	-	-
46	Baja dan Sebatian Nitrogen	-	-	-	-
47	Cat dan Varnis	-	-	-	-
48	Produk Farmaseutikal, Kimia Perubatan & Botani	-	-	-	-
49	Sabun & Bahan Pencuci, Pencuci dan Pengilat, Pewangi dan Dandanan Diri	-	-	-	-
50	Produk Kimia Lain	-	-	-	-
51	Tayar dan Tiub Getah	-	-	-	-
52	Prosesan Getah	-	-	-	-
53	Sarung Tangan Getah	-	-	-	-
54	Produk Getah Lain	-	-	-	-
55	Produk Plastik	-	-	-	-
56	Kaca dan Produk Kaca	-	-	-	-
57	Produk Refraktori, Tanah Liat, Porselin dan Seramik	-	-	-	-
58	Simen, Kapur dan Plaster	-	-	-	-
59	Produk Mineral bukan Logam	-	-	-	-
60	Besi dan Keluli Asas	-	-	-	-
61	Logam Asas Berharga dan Logam bukan Ferus Lain	-	-	-	-
62	Pengacuan Logam	-	-	-	-
63	Produk Struktur Logam, Tangki, Takungan dan Penjana Wap	-	-	-	-
64	Produk Logam Lain yang Direka	-	-	-	-

Jadual 12: Jadual Pengeluaran Domestik pada Harga Asas, Aktiviti mengikut Komoditi (RM'000), 2020

Table 12: Domestic Production Tables at Basic Prices, Activity by Commodity (RM'000), 2020

Pentadbiran Awam Lain *Other Public Administration*	Institusi bukan Keuntungan yang Berkhidmat kepada Isi rumah *Non-Profit Institutions Serving Households*	Kesenian, Hiburan dan Rekreasi *Arts, Entertainment and Recreation*	Perkhidmatan Swasta Lain *Other Private Services*	Jumlah Output Industri *Total Industry Output*	Commodity / Activity	
121	122	123	124			
-	-	-	-	2,946,059	Paddy	1
-	-	94	-	1,817,900	Food Crops	2
-	-	715	-	16,569,870	Vegetables	3
-	-	1,219	-	7,555,474	Fruits	4
-	-	-	-	3,366,421	Rubber	5
-	-	1,025	-	64,640,045	Oil Palm	6
-	-	1,672	-	6,143,775	Flower Plants	7
-	-	62	-	1,287,757	Other Agriculture	8
-	-	1,308	-	24,811,876	Poultry Farming	9
-	-	2,951	-	5,617,193	Other Livestock	10
-	-	-	-	8,236,258	Forestry and Logging	11
-	-	1,084	-	14,562,535	Fishing and Aquaculture	12
-	-	-	-	111,209,583	Crude Oil and Natural Gas	13
-	-	-	-	1,535,532	Mining of Metal Ores	14
-	-	-	-	9,810,546	Quarrying of Stone, Sand and Clay	15
-	-	-	-	914,182	Other Mining and Quarrying	16
-	-	-	-	9,533,595	Processing and Preserving of Meat	17
-	-	-	-	7,197,809	Processing and Preserving of Seafood	18
-	-	-	-	1,863,524	Processing and Preserving of Fruits & Vegetables	19
-	-	-	-	12,856,212	Dairy Products	20
-	-	-	-	147,276,036	Vegetable & Animal Oils and Fats	21
-	-	-	-	9,913,310	Grain Mill Products, Starches and Starch Products	22
-	-	-	-	13,374,810	Bakery Products	23
-	-	-	-	15,684,944	Confectionery	24
-	-	-	-	15,855,650	Other Food Processing	25
-	-	-	-	10,069,552	Prepared Animal Feeds	26
-	-	-	-	4,292,864	Spirits, Wines and Liquors	27
-	-	-	-	7,148,365	Soft Drinks, Mineral Waters and Other Bottled Waters	28
-	-	-	-	5,220,401	Tobacco Products	29
-	-	-	-	4,404,972	Preparation, Spinning and Weaving of Textiles	30
-	-	-	-	1,540,559	Finishing of Textiles	31
-	-	-	-	3,081,253	Other Textiles	32
-	-	-	-	8,212,822	Wearing Apparel	33
-	-	-	-	1,144,561	Leather Products	34
-	-	-	-	1,227,890	Footwear	35
-	-	-	-	10,762,108	Sawmilling and Planning of Wood	36
-	-	-	-	10,741,814	Veneer Sheets and Wood-based Panels	37
-	-	-	-	1,911,747	Builders' Carpentry and Joinery	38
-	-	-	-	3,642,818	Wooden Containers and Other Wood Products	39
-	-	-	-	20,922,920	Paper and Paper Products	40
-	-	-	-	15,230,795	Furniture	41
-	-	-	-	54,490	Reproduction of Recorded Media	42
-	-	-	-	11,690,564	Printing	43
-	-	-	-	168,312,332	Coke and Refined Petroleum Products	44
-	-	-	-	47,147,714	Basic Chemicals	45
-	-	-	-	3,667,915	Fertilizers and Nitrogen Compounds	46
-	-	-	-	5,571,598	Paints and Varnishes	47
-	-	-	-	6,310,839	Pharmaceuticals, Medicinal Chemical & Botanical Products	48
-	-	-	-	7,896,431	Soaps & Detergents, Cleaning & Polishing, Perfumes and Toilet Preparations	49
-	-	-	-	42,269,631	Other Chemicals Products	50
-	-	-	-	5,035,955	Rubber Tyres and Tubes	51
-	-	-	-	18,186,351	Rubber Processing	52
-	-	-	-	33,391,755	Rubber Gloves	53
-	-	-	-	7,684,253	Other Rubber Products	54
-	-	-	-	38,944,014	Plastic Products	55
-	-	-	-	5,012,697	Glass and Glass Products	56
-	-	-	-	4,568,702	Refractory, Clay, Porcelain and Ceramic Products	57
-	-	-	-	10,947,284	Cement, Lime and Plaster	58
-	-	-	-	18,341,191	Non-Metallic Mineral Products	59
-	-	-	-	30,065,811	Basic Iron and Steel	60
-	-	-	-	15,201,043	Basic Precious and Other Non-Ferrous Metals	61
-	-	-	-	3,081,618	Casting of Metals	62
-	-	-	-	17,402,696	Structural Metal Products, Tanks, Reservoirs and Steam Generators	63
-	-	-	-	34,509,319	Other Fabricated Metal Products	64

Jadual 12: Jadual Pengeluaran Domestik pada Harga Asas, Aktiviti mengikut Komoditi (RM'000), 2020

Table 12: Domestic Production Tables at Basic Prices, Activity by Commodity (RM'000), 2020

	Komoditi / Aktiviti	Pentadbiran Awam *Public Administration*	Pendidikan *Education*	Kesihatan *Health*	Ketenteraman dan Keselamatan Awam *Public Order and Safety*
		117	118	119	120
65	Enjin & Turbin, Alatan Kuasa Bendalir, Pam, Pemampat Lain, Kepala Paip dan Injap Lain	-	-	-	-
66	Jentera Kegunaan Umum Lain	-	-	-	-
67	Senjata, Peluru dan Mesin bertujuan Khas	-	-	-	-
68	Perkakasan Domestik	-	-	-	-
69	Komputer, Peranti, Mesin dan Kelengkapan Pejabat	-	-	-	-
70	Motor Elektrik, Penjana dan Transformer	-	-	-	-
71	Perkakasan Pengagihan & Pengawalan Elektrik, Bateri dan Akumulator	-	-	-	-
72	Kabel Gentian Optikal, Elektronik dan Elektrik Lain	-	-	-	-
73	Alatan Pendawaian, Kelengkapan Pencahayaan Elektrik dan Elektrik Lain	-	-	-	-
74	Komponen dan Papan Elektronik	-	-	-	-
75	Peralatan Komunikasi dan Elektronik Pengguna	-	-	-	-
76	Peralatan Penyinaran, Perubatan Elektro dan Elektroterapeutik	-	-	-	-
77	Kelengkapan Mengukur, Menguji, Memandu Arah dan Kawalan	-	-	-	-
78	Instrumen Optikal, Alatan Fotografi, Media Magnetik dan Optikal	-	-	-	-
79	Jam Tangan dan Jam	-	-	-	-
80	Kenderaan Bermotor, Treler dan Semi Treler	-	-	-	-
81	Motosikal	-	-	-	-
82	Kapal, Bot, Basikal dan 'Invalid Carriages'	-	-	-	-
83	Kelengkapan Pengangkutan Lain	-	-	-	-
84	Pembuatan Lain	-	-	-	-
85	Pembaikan & Pemasangan Mesin dan Kelengkapan	-	-	-	-
86	Elektrik dan Gas	-	-	-	-
87	Air	-	-	-	-
88	Pembetungan, Pengurusan Sisa & Aktiviti Pemulihan	-	-	-	-
89	Bangunan Kediaman	-	-	-	-
90	Bangunan Bukan Kediaman	-	-	-	-
91	Kejuruteraan Awam	-	-	-	-
92	Aktiviti Pembinaan Pertukangan Khas	-	-	-	-
93	Perdagangan Borong & Runcit, Pembaikan Kenderaan Bermotor dan Motosikal	-	-	-	-
94	Penginapan	-	-	-	-
95	Makanan dan Minuman	-	-	-	-
96	Pengangkutan Darat	-	-	-	-
97	Pengangkutan Air	-	-	-	-
98	Pengangkutan Udara	-	-	-	-
99	Penggudangan dan Aktiviti Sokongan untuk Pengangkutan	-	-	-	-
100	Perkhidmatan berkaitan Pengangkutan Air dan Udara	-	-	-	-
101	Perkhidmatan Operasi Lebuhraya, Jambatan dan Terowong	-	-	-	-
102	Perkhidmatan Pos dan Kurier	-	-	-	-
103	Aktiviti Penerbitan	-	-	-	-
104	Telekomunikasi	-	-	-	-
105	Aktiviti Wayang Gambar, Pemprograman dan Penyiaran	-	-	-	-
106	Perkhidmatan Komputer dan Maklumat	-	-	-	-
107	Perantaraan Kewangan	-	-	-	-
108	Perkhidmatan Kewangan Lain	-	-	-	-
109	Insurans/ Takaful dan Tabungan Pencen	-	-	-	-
110	Aktiviti Sokongan Perkhidmatan Kewangan dan Insurans/ Takaful	-	-	-	-
111	Hartanah	-	-	-	-
112	Pemilikan Kediaman	-	-	-	-
113	Sewaan dan Pajakan	-	-	-	-
114	Penyelidikan dan Pembangunan Saintifik	-	-	-	-
115	Profesional	-	-	-	-
116	Perkhidmatan Perniagaan	-	-	-	-
117	Pentadbiran Awam	58,671,946	-	-	-
118	Pendidikan	-	73,221,186	-	-
119	Kesihatan	-	-	53,083,395	-
120	Ketenteraman dan Keselamatan Awam	-	-	-	28,836,345
121	Pentadbiran Awam Lain	-	-	-	-
122	Institusi bukan Keuntungan yang Berkhidmat kepada Isi Rumah	-	-	-	-
123	Kesenian, Hiburan dan Rekreasi	-	-	-	-
124	Perkhidmatan Swasta Lain	-	-	-	-
	JUMLAH OUTPUT KOMODITI	**58,671,946**	**73,221,186**	**53,083,395**	**28,836,345**
	Pembelian Langsung oleh Residen di Luar Negeri	-	-	-	-

Jadual 12: Jadual Pengeluaran Domestik pada Harga Asas, Aktiviti mengikut Komoditi (RM'000), 2020

Table 12: Domestic Production Tables at Basic Prices, Activity by Commodity (RM'000), 2020

Pentadbiran Awam Lain *Other Public Administration*	Institusi bukan Keuntungan yang Berkhidmat kepada Isi rumah *Non-Profit Institutions Serving Households*	Kesenian, Hiburan dan Rekreasi *Arts, Entertainment and Recreation*	Perkhidmatan Swasta Lain *Other Private Services*	Jumlah Output Industri *Total Industry Output*	Commodity / Activity	
121	122	123	124			
-	-	-	-	2,544,694	Engines & Turbines, Fluid Power Equipment, Other Pumps, Compressors, Taps and Valves	65
-	-	-	-	17,575,620	Other General Purpose Machinery	66
-	-	-	-	12,695,860	Weapons, Ammunition and Special Purpose Machinery	67
-	-	-	-	6,572,861	Domestic Appliances	68
-	-	-	-	37,899,640	Computers, Peripheral, Office Equipment and Machinery	69
-	-	-	-	4,841,664	Electric Motors, Generators and Transformers	70
-	-	-	-	12,383,921	Electricity Distribution & Control Apparatus, Batteries and Accumulators	71
-	-	-	-	12,535,793	Fibre Optic, Electronic and Other Electric Cables	72
-	-	-	-	6,073,463	Wiring Devices, Electric Lighting Equipment and Other Electrical	73
-	-	-	-	215,919,496	Electronic Components and Boards	74
-	-	-	-	89,359,330	Communication Equipment and Consumer Electronics	75
-	-	-	-	4,250,451	Irradiation Equipment, Electro Medical and Electrotherapeutic	76
-	-	-	-	7,201,766	Measuring Equipment, Testing, Navigating and Control	77
-	-	-	-	2,985,635	Optical Instruments, Photographic Equipment, Magnetic	78
-	-	-	-	1,058,378	Watches and Clocks	79
-	-	-	-	57,434,403	Motor Vehicles, Trailers and Semi Trailers	80
-	-	-	-	1,757,352	Motorcycles	81
-	-	-	-	15,673,605	Ships, Boats, Bicycles and Invalid Carriages	82
-	-	-	-	6,846,081	Other Transport Equipment	83
-	-	-	-	10,266,159	Other Manufacturing	84
-	-	-	-	9,754,938	Repair & Installation of Machinery and Equipment	85
-	-	-	-	63,165,485	Electricity and Gas	86
-	-	-	-	10,375,914	Water	87
-	-	-	-	8,064,677	Sewerage, Waste Management & Remediation Activities	88
-	-	-	-	41,924,219	Residential Buildings	89
-	-	-	-	40,178,997	Non-Residential Buildings	90
-	-	-	-	66,840,376	Civil Engineering	91
-	-	-	-	40,688,221	Specialised Construction Activities	92
-	-	-	-	387,422,583	Wholesale & Retail Trade, Repair of Motor Vehicles and Motorcycles	93
-	-	89,290	139,835	9,015,661	Accommodation	94
-	-	-	-	85,372,322	Food and Beverage	95
-	-	-	-	26,390,932	Land Transport	96
-	-	-	-	15,039,296	Water Transport	97
-	-	-	-	6,780,676	Air Transport	98
-	-	-	-	20,314,227	Warehousing and Support Activities for Transportation	99
-	-	-	-	12,410,977	Services Incidental to Water and Air Transportation	100
-	-	-	-	9,495,440	Highway Operation Services, Bridge and Tunnel	101
-	-	-	-	6,835,240	Postal and Courier Activities	102
-	-	-	-	4,493,100	Publishing Activities	103
-	-	-	3,358,026	119,488,107	Telecommunications	104
-	-	-	-	11,322,096	Motion Picture, Programming and Broadcasting Activities	105
-	-	-	-	42,647,178	Computer and Information Services	106
-	-	-	-	82,244,498	Monetary Intermediation	107
-	-	-	-	13,387,918	Other Financial Service	108
-	-	-	-	37,803,077	Insurance/ Takaful and Pension Funding	109
-	-	-	-	13,074,121	Activities Auxiliary to Financial Service and Insurance/ Takaful	110
-	-	-	-	31,536,114	Real Estate	111
-	-	-	-	40,839,715	Ownership of Dwellings	112
-	-	-	-	4,400,162	Rental and Leasing	113
-	-	-	-	3,321,246	Scientific Research and Development	114
-	-	-	-	47,224,985	Professional	115
-	-	-	-	18,984,588	Business Services	116
-	-	-	-	59,725,107	Public Administration	117
-	-	-	-	73,758,111	Education	118
-	-	-	-	53,158,933	Health	119
-	-	-	-	28,836,345	Public Order and Safety	120
3,640,453	-	920,336	-	5,973,388	Other Public Administration	121
-	1,146,684	-	15,998	1,223,075	Non-Profit Institutions Serving Households	122
-	-	13,152,573	-	13,917,146	Arts, Entertainment and Recreation	123
-	-	-	7,734,626	7,829,414	Other Private Services	124
3,640,453	**1,146,684**	**14,172,329**	**11,248,485**	**3,260,565,321**	TOTAL COMMODITY OUTPUT	
-	-	-	-	-	Direct Purchases Abroad by Residents	

Jadual 13: Jadual Penggunaan Domestik pada Harga Asas, Komoditi mengikut Aktiviti (RM'000), 2020

Table 13: Domestic Use Tables at Basic Prices, Commodity by Activity (RM'000), 2020

	Komoditi \ Aktiviti	Padi *Paddy*	Tanaman Makanan *Food Crops*	Sayur-sayuran *Vegetables*	Buah-buahan *Fruits*	Getah *Rubber*
		1	2	3	4	5
1	Padi	6,406	-	4	-	-
2	Tanaman Makanan	-	3,747	-	41	-
3	Sayur-sayuran	-	88	2,522	66	-
4	Buah-buahan	-	-	10,447	34,259	-
5	Getah	-	-	-	-	18
6	Kelapa Sawit	-	-	-	-	-
7	Tanaman Bunga	-	-	-	-	-
8	Pertanian Lain	20,712	2,504	104,153	47,965	763
9	Ternakan Ayam dan Itik	-	-	-	-	-
10	Ternakan Lain	17	3	9,169	150	2,055
11	Perhutanan dan Pembalakan	-	-	-	-	111,340
12	Perikanan dan Akuakultur	-	-	-	-	-
13	Minyak Mentah dan Gas Asli	-	-	-	-	-
14	Perlombongan Bijih Besi	-	-	-	-	-
15	Pengkuarian Batu, Pasir dan Tanah Liat	-	-	-	-	-
16	Perlombongan dan Pengkuarian Lain	-	-	-	-	-
17	Pemprosesan dan Pengawetan Daging	-	-	-	-	-
18	Pemprosesan dan Pengawetan Makanan Laut	-	-	-	-	-
19	Pemprosesan dan Pengawetan Buah-buahan & Sayur-sayuran	-	-	-	-	-
20	Produk Tenusu	-	-	-	-	-
21	Minyak & Lemak Sayuran dan Haiwan	-	-	-	-	-
22	Produk Bijian, Kanji dan Produk Berkanji	-	-	-	-	-
23	Produk Bakeri	-	-	-	-	-
24	Manisan	-	-	-	-	-
25	Prosesan Makanan Lain	-	-	-	-	-
26	Makanan Haiwan Tersedia	-	-	-	-	-
27	Spirit, Wain dan Minuman Keras	-	-	-	-	-
28	Minuman Ringan, Air Mineral dan Minuman Lain yang Dibotolkan	-	-	-	-	-
29	Produk Tembakau	-	-	-	-	-
30	Penyediaan, Pemintalan dan Penenunan Tekstil	-	-	-	-	-
31	Penyiapan Akhir Tekstil	-	-	-	-	-
32	Tekstil Lain	-	-	-	-	-
33	Pakaian	-	414	-	18,910	-
34	Produk Kulit	-	-	-	-	-
35	Kasut	-	-	-	-	-
36	Pengilangan dan Pengetaman Kayu	-	-	-	-	-
37	Kepingan Venier dan Panel berasaskan Kayu	-	-	-	-	-
38	Pertukangan Kayu dan Tanggam untuk Jurubina	-	-	-	-	-
39	Bekas Kayu dan Produk Kayu Lain	-	-	-	-	-
40	Kertas dan Produk Kertas	-	-	3,578	-	-
41	Perabot	682	262	5,602	4,115	481
42	Penerbitan Semula Media Rakaman	-	-	-	-	-
43	Percetakan	-	-	-	-	-
44	Kok dan Produk Petroleum Bertapis	15,610	12,345	255,059	292,943	217,708
45	Kimia Asas	27,812	16,479	296,828	108,345	24,852
46	Baja dan Sebatian Nitrogen	38,268	46,954	368,751	120,993	37,383
47	Cat dan Varnis	-	34	154	12	-
48	Produk Farmaseutikal, Kimia Perubatan dan Botani	403	-	-	19	-
49	Sabun & Bahan Pencuci, Pencuci dan Pengilat, Pewangi dan Dandanan Diri	-	-	-	-	-
50	Produk Kimia Lain	13,660	8,983	107,416	45,773	13,050
51	Tayar dan Tiub Getah	-	-	-	-	-
52	Prosesan Getah	-	-	-	-	-
53	Sarung Tangan Getah	-	-	1	-	-
54	Produk Getah Lain	-	-	2	-	-
55	Produk Plastik	603	2,792	108,473	36,559	1,312
56	Kaca dan Produk Kaca	-	-	-	-	-
57	Produk Refraktori, Tanah Liat, Porselin dan Seramik	-	-	-	-	-
58	Simen, Kapur dan Plaster	-	-	576	5	-
59	Produk Mineral bukan Logam	-	-	-	-	-
60	Besi dan Keluli Asas	-	-	-	-	-
61	Logam Asas Berharga dan Logam bukan Ferus Lain	-	-	-	-	-
62	Pengacuan Logam	-	-	-	-	-
63	Produk Struktur Logam, Tangki, Takungan dan Penjana Wap	-	-	40	-	-
64	Produk Logam Lain yang Direka	-	-	2	-	-
65	Enjin & Turbin, Alatan Kuasa Bendalir, Pam, Pemampat, Kepala Paip dan Injap Lain	-	-	-	-	-
66	Jentera Kegunaan Umum Lain	-	-	-	-	-
67	Senjata, Peluru dan Mesin bertujuan Khas	666	217	5,633	4,164	583
68	Perkakasan Domestik	-	-	-	-	-

Jadual 13: Jadual Penggunaan Domestik pada Harga Asas, Komoditi mengikut Aktiviti (RM'000), 2020

Table 13: Domestic Use Tables at Basic Prices, Commodity by Activity (RM'000), 2020

Kelapa Sawit *Oil Palm*	Tanaman Bunga *Flower Plants*	Pertanian Lain *Other Agriculture*	Menternak Ayam & Itik *Poultry Farming*	Ternakan Lain *Other Livestock*	Activity / Commodity	
6	7	8	9	10		
-	-	-	-	11	Paddy	1
-	-	-	-	-	Food Crops	2
-	-	-	-	55	Vegetables	3
3	-	-	-	-	Fruits	4
-	-	-	-	-	Rubber	5
-	-	-	-	-	Oil Palm	6
9,522	68,377	1,309	43,221	1,415	Flower Plants	7
688,035	17,042	20,044	1,391	104	Other Agriculture	8
-	-	-	765	-	Poultry Farming	9
28,939	45	2	43,827	8,941	Other Livestock	10
261,964	28,241	910	-	-	Forestry and Logging	11
-	-	-	-	-	Fishing and Aquaculture	12
-	-	-	-	-	Crude Oil and Natural Gas	13
-	-	-	-	-	Mining of Metal Ores	14
-	-	-	13,091	519	Quarrying of Stone, Sand and Clay	15
19,277	-	-	-	-	Other Mining and Quarrying	16
-	-	-	-	-	Processing and Preserving of Meat	17
-	-	-	-	-	Processing and Preserving of Seafood	18
320	-	-	-	-	Processing and Preserving of Fruits & Vegetables	19
-	-	-	-	-	Dairy Products	20
-	-	-	-	-	Vegetable & Animal Oils and Fats	21
-	-	-	-	-	Grain Mill Products, Starches and Starch Products	22
-	-	-	-	-	Bakery Products	23
-	-	-	-	-	Confectionery	24
-	-	-	-	-	Other Food Processing	25
7,162	-	-	5,130,560	1,740,308	Prepared Animal Feeds	26
-	-	-	-	-	Spirits, Wines and Liquors	27
-	-	-	-	-	Soft Drinks, Mineral Waters and Other Bottled Waters	28
-	-	-	-	-	Tobacco Products	29
-	-	-	-	-	Preparation, Spinning and Weaving of Textiles	30
-	-	-	-	-	Finishing of Textiles	31
-	-	-	-	-	Other Textiles	32
341	-	-	-	-	Wearing Apparel	33
-	-	-	-	-	Leather Products	34
-	-	-	-	-	Footwear	35
-	-	-	134,138	1	Sawmilling and Planning of Wood	36
-	-	-	-	-	Veneer Sheets and Wood-based Panels	37
-	-	-	-	-	Builders' Carpentry and Joinery	38
-	-	-	-	-	Wooden Containers and Other Wood Products	39
-	-	-	138	19	Paper and Paper Products	40
26,288	13,091	624	4,051	1,424	Furniture	41
-	-	-	-	-	Reproduction of Recorded Media	42
-	-	-	-	-	Printing	43
634,656	187,576	35,125	131,641	46,905	Coke and Refined Petroleum Products	44
417,075	81,756	5,321	74	63	Basic Chemicals	45
1,084,672	66,990	17,311	2	7	Fertilizers and Nitrogen Compounds	46
742	61	6	-	-	Paints and Varnishes	47
3,996	-	11	357,720	48,799	Pharmaceuticals, Medicinal Chemical and Botanical Products	48
-	-	-	2	-	Soaps & Detergents, Cleaning & Polishing, Perfumes and Toilet Preparations	49
562,298	59,607	9,574	2	32	Other Chemicals Products	50
-	-	-	-	-	Rubber Tyres and Tubes	51
-	-	-	-	-	Rubber Processing	52
-	-	-	-	-	Rubber Gloves	53
-	-	1	-	-	Other Rubber Products	54
12,206	73,308	3,876	26,194	3,607	Plastic Products	55
-	-	-	-	-	Glass and Glass Products	56
8	647	-	-	-	Refractory, Clay, Porcelain and Ceramic Products	57
701	-	19	5	-	Cement, Lime and Plaster	58
9	45	-	-	-	Non-Metallic Mineral Products	59
-	-	-	-	-	Basic Iron and Steel	60
48	-	-	-	-	Basic Precious and Other Non-Ferrous Metals	61
-	-	-	-	-	Casting of Metals	62
-	-	-	-	-	Structural Metal Products, Tanks, Reservoirs and Steam Generators	63
263	287	-	-	-	Other Fabricated Metal Products	64
-	-	-	-	-	Engines & Turbines, Fluid Power Equipment, Other Pumps, Compressors, Taps and Valves	65
-	-	-	-	-	Other General Purpose Machinery	66
20,844	9,746	716	3,666	1,652	Weapons, Ammunition and Special Purpose Machinery	67
-	-	-	-	-	Domestic Appliances	68

Jadual 13: Jadual Penggunaan Domestik pada Harga Asas, Komoditi mengikut Aktiviti (RM'000), 2020

Table 13: Domestic Use Tables at Basic Prices, Commodity by Activity (RM'000), 2020

	Komoditi \ Aktiviti	Padi *Paddy*	Tanaman Makanan *Food Crops*	Sayur-sayuran *Vegetables*	Buah-buahan *Fruits*	Getah *Rubber*
		1	2	3	4	5
69	Komputer, Peranti, Mesin dan Kelengkapan Pejabat	264	101	2,380	1,620	229
70	Motor Elektrik, Penjana dan Transformer	-	-	-	-	-
71	Perkakasan Pengagihan & Pengawalan Elektrik, Bateri dan Akumulator	-	-	-	-	-
72	Kabel Gentian Optikal, Elektronik dan Elektrik Lain	-	-	-	-	-
73	Alatan Pendawaian, Kelengkapan Pencahayaan Elektrik dan Elektrik Lain	-	-	-	-	-
74	Komponen dan Papan Elektronik	-	-	-	-	-
75	Peralatan Komunikasi dan Elektronik Pengguna	-	-	2,829	-	-
76	Peralatan Penyinaran, Perubatan Elektro dan Elektroterapeutik	-	-	-	-	-
77	Kelengkapan Mengukur, Menguji, Memandu Arah dan Kawalan	-	-	-	-	-
78	Instrumen Optikal, Alatan Fotografi, Media Magnetik dan Optikal	-	-	-	-	-
79	Jam Tangan dan Jam	-	-	-	-	-
80	Kenderaan Bermotor, Treler dan Semi Treler	43,118	9,378	190,267	112,000	18,688
81	Motosikal	-	-	-	-	-
82	Kapal, Bot, Basikal dan 'Invalid Carriages'	-	-	-	-	-
83	Kelengkapan Pengangkutan Lain	-	-	-	-	-
84	Pembuatan Lain	152	146	1,375	2,942	313
85	Pembaikan & Pemasangan Mesin dan Kelengkapan	-	-	-	-	-
86	Elektrik dan Gas	1,863	69,516	102,006	31,317	8,323
87	Air	994	25,780	89,729	13,878	3,674
88	Pembetungan, Pengurusan Sisa dan Aktiviti Pemulihan	525	102	1,562	7,500	377
89	Bangunan Kediaman	-	-	-	-	-
90	Bangunan Bukan Kediaman	-	-	-	-	-
91	Kejuruteraan Awam	-	-	-	-	-
92	Aktiviti Pembinaan Pertukangan Khas	-	-	-	-	-
93	Perdagangan Borong & Runcit, Pembaikan Kenderaan Bermotor dan Motosikal	52,532	54,420	475,207	237,411	114,275
94	Penginapan	125	125	2,070	1,869	443
95	Makanan dan Minuman	11,405	9,880	99,106	58,674	16,695
96	Pengangkutan Darat	2,690	2,972	26,112	13,064	6,166
97	Pengangkutan Air	1,486	1,642	14,425	7,212	3,403
98	Pengangkutan Udara	535	561	5,859	3,553	1,373
99	Penggudangan dan Aktiviti Sokongan untuk Pengangkutan	460	508	4,464	2,232	1,054
100	Perkhidmatan berkaitan Pengangkutan Air dan Udara	-	-	-	-	-
101	Perkhidmatan Operasi Lebuhraya, Jambatan dan Terowong	-	-	-	-	-
102	Perkhidmatan Pos dan Kurier	9	167	1,206	933	284
103	Aktiviti Penerbitan	-	-	-	-	-
104	Telekomunikasi	1,503	1,610	42,626	40,444	8,908
105	Aktiviti Wayang Gambar, Pemprograman dan Penyiaran	-	-	-	-	-
106	Perkhidmatan Komputer dan Maklumat	-	1	1,165	811	2
107	Perantaraan Kewangan	42,951	24,899	194,075	115,592	14,486
108	Perkhidmatan Kewangan Lain	3,727	4,000	33,260	158,251	5,973
109	Insurans/ Takaful dan Tabungan Pencen	1,732	3,103	27,528	40,925	5,795
110	Aktiviti Sokongan Perkhidmatan Kewangan dan Insurans/ Takaful	81	126	4,010	4,051	601
111	Hartanah	3,115	1,175	30,823	18,973	3,842
112	Pemilikan Kediaman	-	-	-	-	-
113	Sewaan dan Pajakan	-	-	-	-	-
114	Penyelidikan dan Pembangunan Saintifik	-	-	-	-	-
115	Profesional	15,553	4,704	78,362	165,538	14,629
116	Perkhidmatan Perniagaan	71	377	2,235	5,182	3,422
117	Pentadbiran Awam	-	-	-	-	-
118	Pendidikan	-	-	-	-	-
119	Kesihatan	-	-	-	-	-
120	Ketenteraman dan Keselamatan Awam	-	-	-	-	-
121	Pentadbiran Awam Lain	-	-	-	-	-
122	Institusi bukan Keuntungan yang Berkhidmat kepada Isi Rumah	-	-	-	-	-
123	Kesenian, Hiburan dan Rekreasi	-	-	-	-	-
124	Perkhidmatan Swasta Lain	-	-	-	-	-
	JUMLAH INPUT PERANTARAAN	**309,730**	**310,118**	**2,711,088**	**1,758,292**	**642,499**
	Pembelian Langsung oleh Residen di Luar Negeri	-	-	-	-	-
	Pembelian Dalam Negeri oleh Bukan Residen	-	-	-	-	-
	JUMLAH INPUT	**309,730**	**310,118**	**2,711,088**	**1,758,292**	**642,499**
	Komoditi Import	**162,542**	**119,077**	**1,350,453**	**596,248**	**132,218**
	Cukai ke atas Produk	7,261	3,814	49,584	36,071	8,676
	Subsidi ke atas Produk	9,112	8,737	70,642	25,863	9,623
	Nilai Ditambah Kasar	2,475,639	1,393,628	12,529,386	5,190,727	2,592,650
	Pampasan Pekerja	78,242	112,078	1,062,303	190,137	233,301
	Cukai Bersih Lain ke atas Pengeluaran	(8,480)	(4,226)	(33,010)	(16,600)	(7,925)
	Lebihan Kendalian, Kasar	2,405,877	1,285,776	11,500,093	5,017,190	2,367,274
	Penggunaan Modal Tetap	168,742	104,124	949,077	432,757	192,819
	Lebihan Kendalian, Bersih	2,237,135	1,181,652	10,551,016	4,584,433	2,174,454
	JUMLAH OUTPUT	**2,946,059**	**1,817,900**	**16,569,870**	**7,555,474**	**3,366,421**

Jadual 13: Jadual Penggunaan Domestik pada Harga Asas, Komoditi mengikut Aktiviti (RM'000), 2020

Table 13: Domestic Use Tables at Basic Prices, Commodity by Activity (RM'000), 2020

Kelapa Sawit *Oil Palm*	Tanaman Bunga *Flower Plants*	Pertanian Lain *Other Agriculture*	Menternak Ayam & Itik *Poultry Farming*	Ternakan Lain *Other Livestock*	Activity / Commodity	
6	7	8	9	10		
8,230	2,068	257	622	259	Computers, Peripheral, Office Equipment and Machinery	69
-	-	-	-	-	Electric Motors, Generators and Transformers	70
-	-	-	-	-	Electricity Distribution & Control Apparatus, Batteries and Accumulators	71
-	-	-	-	-	Fibre Optic Cables, Electronic and Other Electric	72
-	-	-	-	-	Wiring Devices, Electric Lighting Equipment and Other Electrical	73
-	-	-	-	-	Electronic Components and Boards	74
-	-	-	109	15	Communication Equipment and Consumer Electronics	75
-	-	-	-	-	Irradiation Equipment, Electro Medical and Electrotherapeutic	76
-	-	-	-	-	Measuring Equipment, Testing, Navigating and Control	77
-	-	-	-	-	Optical Instruments, Photographic Equipment, Magnetic and Optical Media	78
-	-	-	-	-	Watches and Clocks	79
618,639	144,871	27,573	129,243	42,085	Motor Vehicles, Trailers and Semi Trailers	80
-	-	-	-	-	Motorcycles	81
-	-	-	-	-	Ships, Boats, Bicycles and Invalid Carriages	82
-	-	-	-	-	Other Transport Equipment	83
12,030	3,310	196	2,096	322	Other Manufacturing	84
-	-	-	-	-	Repair & Installation of Machinery and Equipment	85
154,795	61,150	5,503	85,406	33,992	Electricity and Gas	86
49,166	68,144	1,319	19,438	9,975	Water	87
14,760	1,889	197	1,502	516	Sewerage, Waste Management and Remediation Activities	88
-	-	-	-	-	Residential Buildings	89
-	-	-	-	-	Non-Residential Buildings	90
-	-	-	-	-	Civil Engineering	91
-	-	-	24,270	7,770	Specialised Construction Activities	92
1,364,894	230,904	35,210	1,278,413	413,557	Wholesale & Retail Trade, Repair of Motor Vehicles and Motorcycles	93
6,113	1,226	483	1,350	562	Accommodation	94
343,616	41,854	57,330	118,545	22,061	Food and Beverage	95
75,333	12,700	1,937	78,211	25,253	Land Transport	96
41,617	7,008	1,070	43,130	13,926	Water Transport	97
16,858	3,102	748	13,295	4,413	Air Transport	98
12,879	2,170	331	13,356	4,312	Warehousing and Support Activities for Transportation	99
-	-	-	-	-	Services Incidental to Water and Air Transportation	100
-	-	-	-	-	Highway Operation Services, Bridge and Tunnel	101
9,287	118	90	5,580	755	Postal and Courier Activities	102
-	-	-	-	-	Publishing Activities	103
62,953	7,284	3,205	25,124	15,896	Telecommunications	104
-	-	-	-	-	Motion Picture, Programming and Broadcasting Activities	105
4,785	47	48	-	-	Computer and Information Services	106
659,935	85,192	33,067	474,405	149,545	Monetary Intermediation	107
116,969	9,526	2,732	48,193	7,329	Other Financial Service	108
114,318	7,766	2,935	45,491	10,619	Insurance/ Takaful and Pension Funding	109
9,574	20,782	228	1,801	932	Activities Auxiliary to Financial Service and Insurance/ Takaful	110
156,659	28,247	4,024	15,083	6,690	Real Estate	111
-	-	-	-	-	Ownership of Dwellings	112
96	2	-	10	4	Rental and Leasing	113
-	-	-	-	-	Scientific Research and Development	114
646,950	12,238	9,762	372,152	113,257	Professional	115
93,561	227	324	4,956	2,202	Business Services	116
-	-	-	-	-	Public Administration	117
-	-	-	-	-	Education	118
-	-	-	-	-	Health	119
-	-	-	-	-	Public Order and Safety	120
-	-	-	-	-	Other Public Administration	121
-	-	-	-	-	Non-Profit Institutions Serving Households	122
-	-	-	-	-	Arts, Entertainment and Recreation	123
-	-	-	-	-	Other Private Services	124
8,373,388	**1,358,642**	**283,420**	**8,692,269**	**2,740,109**	TOTAL INTERMEDIATE INPUT	
-	-	-	-	-	Direct Purchases Abroad by Residents	
-	-	-	-	-	Domestic Purchases by Non-Residents	
8,373,388	**1,358,642**	**283,420**	**8,692,269**	**2,740,109**	TOTAL INPUT	
5,559,709	**421,180**	**105,767**	**1,193,015**	**376,672**	Imported Commodities	
166,551	27,368	5,510	106,148	32,758	Taxes on Products	
206,305	14,646	3,613	1,689	607	Subsidies on Products	
50,746,702	4,351,230	896,673	14,822,133	2,468,260	Gross Value Added	
15,783,271	507,074	171,994	1,777,172	225,252	Compensation of Employees	
(108,066)	(15,870)	(4,119)	(53,069)	(11,410)	Other Net Taxes on Production	
35,071,497	3,860,026	728,798	13,098,030	2,254,419	Operating Surplus, Gross	
3,702,407	351,899	73,759	1,421,157	321,738	Consumption of Fixed Capital	
31,369,090	3,508,127	655,039	11,676,873	1,932,681	Operating Surplus, Net	
64,640,045	**6,143,775**	**1,287,757**	**24,811,876**	**5,617,193**	TOTAL OUTPUT	

Jadual 13: Jadual Penggunaan Domestik pada Harga Asas, Komoditi mengikut Aktiviti (RM'000), 2020

Table 13: Domestic Use Tables at Basic Prices, Commodity by Activity (RM'000), 2020

	Komoditi \ Aktiviti	Perhutanan dan Pembalakan *Forestry and Logging*	Perikanan dan Akuakultur *Fishing and Aquaculture*	Minyak Mentah dan Gas Asli *Crude Oil and Natural Gas*	Perlombongan Bijih Besi *Mining of Metal Ores*	Pengkuarian Batu, Pasir dan Tanah Liat *Quarrying of Stone, Sand and Clay*
		11	12	13	14	15
1	Padi	-	-	-	-	-
2	Tanaman Makanan	-	-	-	-	-
3	Sayur-sayuran	-	-	-	-	-
4	Buah-buahan	-	-	-	-	-
5	Getah	-	-	-	-	-
6	Kelapa Sawit	-	-	-	-	-
7	Tanaman Bunga	-	-	-	-	-
8	Pertanian Lain	-	-	-	-	-
9	Ternakan Ayam dan Itik	-	-	-	-	-
10	Ternakan Lain	-	-	-	-	-
11	Perhutanan dan Pembalakan	497,064	-	-	-	-
12	Perikanan dan Akuakultur	-	7,862	-	-	-
13	Minyak Mentah dan Gas Asli	-	-	6,606,677	-	-
14	Perlombongan Bijih Besi	-	-	-	18	-
15	Pengkuarian Batu, Pasir dan Tanah Liat	441	-	-	-	392
16	Perlombongan dan Pengkuarian Lain	-	-	3,292	388	4,223
17	Pemprosesan dan Pengawetan Daging	-	-	-	-	-
18	Pemprosesan dan Pengawetan Makanan Laut	-	-	-	-	-
19	Pemprosesan dan Pengawetan Buah-buahan & Sayur-sayuran	-	-	-	-	-
20	Produk Tenusu	-	-	-	-	-
21	Minyak & Lemak Sayuran dan Haiwan	-	-	-	-	-
22	Produk Bijian, Kanji dan Produk Berkanji	-	-	-	-	-
23	Produk Bakeri	-	-	-	-	-
24	Manisan	-	-	-	-	-
25	Prosesan Makanan Lain	-	-	-	-	-
26	Makanan Haiwan Tersedia	-	439,716	-	-	-
27	Spirit, Wain dan Minuman Keras	-	-	-	-	-
28	Minuman Ringan, Air Mineral dan Minuman Lain yang Dibotolkan	-	-	-	-	-
29	Produk Tembakau	-	-	-	-	-
30	Penyediaan, Pemintalan dan Penenunan Tekstil	-	-	-	-	-
31	Penyiapan Akhir Tekstil	-	-	-	-	-
32	Tekstil Lain	-	-	-	-	-
33	Pakaian	38	-	3,296	284	1,432
34	Produk Kulit	-	-	-	-	-
35	Kasut	-	-	-	-	-
36	Pengilangan dan Pengetaman Kayu	1,940	50	-	314	3,350
37	Kepingan Venier dan Panel berasaskan Kayu	-	-	-	-	-
38	Pertukangan Kayu dan Tanggam untuk Jurubina	-	-	-	-	-
39	Bekas Kayu dan Produk Kayu Lain	-	7,954	-	-	-
40	Kertas dan Produk Kertas	-	-	-	2,148	14,857
41	Perabot	-	2,925	24,119	-	-
42	Penerbitan Semula Media Rakaman	-	-	-	-	-
43	Percetakan	-	-	264,821	-	-
44	Kok dan Produk Petroleum Bertapis	405,612	892,119	872,256	141,420	1,334,897
45	Kimia Asas	33,282	4,067	80,157	23,420	177,597
46	Baja dan Sebatian Nitrogen	2,076	16	-	-	1
47	Cat dan Varnis	817	-	714	-	-
48	Produk Farmaseutikal, Kimia Perubatan dan Botani	-	3,151	2,129	-	-
49	Sabun & Bahan Pencuci, Pencuci dan Pengilat, Pewangi dan Dandanan Diri	-	-	53	-	-
50	Produk Kimia Lain	18,124	73	-	7,584	61,130
51	Tayar dan Tiub Getah	-	-	-	-	3,813
52	Prosesan Getah	-	-	-	-	16,480
53	Sarung Tangan Getah	-	1	-	-	-
54	Produk Getah Lain	-	3	-	-	-
55	Produk Plastik	158	66,004	21,427	387	4,546
56	Kaca dan Produk Kaca	-	-	-	-	-
57	Produk Refraktori, Tanah Liat, Porselin dan Seramik	-	-	-	-	1,407
58	Simen, Kapur dan Plaster	-	-	-	480	7,993
59	Produk Mineral bukan Logam	-	-	-	-	14,398
60	Besi dan Keluli Asas	-	-	-	53	9,577
61	Logam Asas Berharga dan Logam bukan Ferus Lain	-	-	-	-	45
62	Pengacuan Logam	-	-	622	3,076	105,326
63	Produk Struktur Logam, Tangki, Takungan dan Penjana Wap	-	-	10,623	2,697	93,821
64	Produk Logam Lain yang Direka	-	-	286,652	1,834	287,195
65	Enjin & Turbin, Alatan Kuasa Bendalir, Pam, Pemampat, Kepala Paip dan Injap Lain	-	-	47,060	-	-
66	Jentera Kegunaan Umum Lain	-	-	20,340	328	-
67	Senjata, Peluru dan Mesin bertujuan Khas	11,455	4,366	100,370	-	45,684
68	Perkakasan Domestik	-	-	-	-	-

Jadual 13: Jadual Penggunaan Domestik pada Harga Asas, Komoditi mengikut Aktiviti (RM'000), 2020

Table 13: Domestic Use Tables at Basic Prices, Commodity by Activity (RM'000), 2020

Perlombongan dan Pengkuarian Lain *Other Mining and Quarrying*	Pemprosesan dan Pengawetan Daging *Processing and Preserving of Meat*	Pemprosesan dan Pengawetan Makanan Laut *Processing and Preserving of Seafood*	Pemprosesan dan Pengawetan Buah-buahan & Sayur-sayuran *Processing and Preserving of Fruits & Vegetables*	Produk Tenusu *Dairy Products*	Activity / Commodity	
16	17	18	19	20		
-	-	-	-	-	*Paddy*	1
-	56	120	15,657	41	*Food Crops*	2
-	69	1,402	59,826	-	*Vegetables*	3
-	-	-	162,426	-	*Fruits*	4
-	-	-	-	-	*Rubber*	5
-	-	-	-	-	*Oil Palm*	6
-	-	-	-	-	*Flower Plants*	7
-	156	5,440	23,576	549	*Other Agriculture*	8
-	1,087,928	-	-	-	*Poultry Farming*	9
-	1,524,068	-	615	1,664,879	*Other Livestock*	10
-	-	-	1,827	-	*Forestry and Logging*	11
-	-	1,640,650	-	-	*Fishing and Aquaculture*	12
-	-	-	-	-	*Crude Oil and Natural Gas*	13
74	-	-	-	-	*Mining of Metal Ores*	14
111	-	-	-	-	*Quarrying of Stone, Sand and Clay*	15
234	-	13,087	-	-	*Other Mining and Quarrying*	16
-	-	-	2	-	*Processing and Preserving of Meat*	17
-	-	-	-	-	*Processing and Preserving of Seafood*	18
-	-	-	4,452	17,130	*Processing and Preserving of Fruits & Vegetables*	19
-	-	-	-	874,600	*Dairy Products*	20
-	158,720	3,708	3,138	256,950	*Vegetable & Animal Oils and Fats*	21
-	23,789	26,757	21,725	344,419	*Grain Mill Products, Starches and Starch Products*	22
-	-	-	-	604	*Bakery Products*	23
-	-	-	46,847	1,102,034	*Confectionery*	24
-	243,981	169,012	10,171	188,937	*Other Food Processing*	25
-	-	29,496	39	-	*Prepared Animal Feeds*	26
-	-	-	-	29	*Spirits, Wines and Liquors*	27
-	9	311	7,799	1,565	*Soft Drinks, Mineral Waters and Other Bottled Waters*	28
-	-	-	-	-	*Tobacco Products*	29
-	-	14	-	-	*Preparation, Spinning and Weaving of Textiles*	30
-	-	-	-	-	*Finishing of Textiles*	31
-	-	5	-	-	*Other Textiles*	32
371	778	6,114	625	7,741	*Wearing Apparel*	33
-	-	-	-	-	*Leather Products*	34
-	-	-	-	-	*Footwear*	35
1,342	-	-	-	-	*Sawmilling and Planning of Wood*	36
-	1,499	25,337	-	-	*Veneer Sheets and Wood-based Panels*	37
-	-	-	-	-	*Builders' Carpentry and Joinery*	38
-	106	6,419	2,018	12,177	*Wooden Containers and Other Wood Products*	39
730	1,834	36,895	4,470	96,776	*Paper and Paper Products*	40
-	469	6,260	961	4,931	*Furniture*	41
-	-	-	-	-	*Reproduction of Recorded Media*	42
-	191	3,770	234	1,833	*Printing*	43
65,263	1,517,304	152,653	50,859	161,821	*Coke and Refined Petroleum Products*	44
13,688	103,188	73,665	6,665	101,742	*Basic Chemicals*	45
-	678	44	190	-	*Fertilizers and Nitrogen Compounds*	46
-	-	-	-	-	*Paints and Varnishes*	47
-	-	7,023	160	110,254	*Pharmaceuticals, Medicinal Chemical and Botanical Products*	48
-	-	-	-	-	*Soaps & Detergents, Cleaning & Polishing, Perfumes and Toilet Preparations*	49
5,609	15,861	25,326	2,836	22,070	*Other Chemicals Products*	50
24	-	-	-	-	*Rubber Tyres and Tubes*	51
-	-	-	-	-	*Rubber Processing*	52
-	-	-	-	-	*Rubber Gloves*	53
-	-	-	-	-	*Other Rubber Products*	54
6	18,163	50,363	8,315	424,738	*Plastic Products*	55
-	30	2,287	67	5,244	*Glass and Glass Products*	56
-	-	-	-	-	*Refractory, Clay, Porcelain and Ceramic Products*	57
-	-	-	-	-	*Cement, Lime and Plaster*	58
2,078	-	-	-	-	*Non-Metallic Mineral Products*	59
7	-	-	-	-	*Basic Iron and Steel*	60
-	-	-	-	-	*Basic Precious and Other Non-Ferrous Metals*	61
664	-	-	-	-	*Casting of Metals*	62
581	-	-	-	-	*Structural Metal Products, Tanks, Reservoirs and Steam Generators*	63
8,583	663	19,474	9,432	350,869	*Other Fabricated Metal Products*	64
-	-	-	-	-	*Engines & Turbines, Fluid Power Equipment, Other Pumps, Compressors, Taps and Valves*	65
-	86,694	57,801	4,495	61,415	*Other General Purpose Machinery*	66
1,262	-	-	-	-	*Weapons, Ammunition and Special Purpose Machinery*	67
-	605	-	5	-	*Domestic Appliances*	68

Jadual 13: Jadual Penggunaan Domestik pada Harga Asas, Komoditi mengikut Aktiviti (RM'000), 2020

Table 13: Domestic Use Tables at Basic Prices, Commodity by Activity (RM'000), 2020

	Komoditi \ Aktiviti	Perhutanan dan Pembalakan *Forestry and Logging*	Perikanan dan Akuakultur *Fishing and Aquaculture*	Minyak Mentah dan Gas Asli *Crude Oil and Natural Gas*	Perlombongan Bijih Besi *Mining of Metal Ores*	Pengkuarian Batu, Pasir dan Tanah Liat *Quarrying of Stone, Sand and Clay*
		11	12	13	14	15
69	Komputer, Peranti, Mesin dan Kelengkapan Pejabat	-	2,516	98,996	-	-
70	Motor Elektrik, Penjana dan Transformer	-	-	23,157	-	-
71	Perkakasan Pengagihan & Pengawalan Elektrik, Bateri dan Akumulator	-	-	-	-	-
72	Kabel Gentian Optikal, Elektronik dan Elektrik Lain	-	-	-	-	-
73	Alatan Pendawaian, Kelengkapan Pencahayaan Elektrik dan Elektrik Lain	-	-	-	-	-
74	Komponen dan Papan Elektronik	-	-	-	-	-
75	Peralatan Komunikasi dan Elektronik Pengguna	-	-	214,777	1,698	11,746
76	Peralatan Penyinaran, Perubatan Elektro dan Elektroterapeutik	-	-	-	-	-
77	Kelengkapan Mengukur, Menguji, Memandu Arah dan Kawalan	-	-	4,948	-	-
78	Instrumen Optikal, Alatan Fotografi, Media Magnetik dan Optikal	-	-	-	-	-
79	Jam Tangan dan Jam	-	-	-	-	-
80	Kenderaan Bermotor, Treler dan Semi Treler	150,766	49,357	772,354	15,967	143,013
81	Motosikal	-	-	-	-	-
82	Kapal, Bot, Basikal dan 'Invalid Carriages'	-	-	-	-	-
83	Kelengkapan Pengangkutan Lain	-	-	-	-	-
84	Pembuatan Lain	576	3,235	25,573	338	3,403
85	Pembaikan & Pemasangan Mesin dan Kelengkapan	17,253	-	69,125	52,941	249,244
86	Elektrik dan Gas	3,370	47,830	87,001	17,187	125,161
87	Air	748	5,796	18,479	740	19,787
88	Pembetungan, Pengurusan Sisa dan Aktiviti Pemulihan	489	336	21,808	31,667	17,978
89	Bangunan Kediaman	-	-	-	-	-
90	Bangunan Bukan Kediaman	-	-	-	-	-
91	Kejuruteraan Awam	-	-	954	1,685	1,659
92	Aktiviti Pembinaan Pertukangan Khas	100,333	6,836	-	261,394	689,661
93	Perdagangan Borong & Runcit, Pembaikan Kenderaan Bermotor dan Motosikal	276,787	365,168	2,901,246	72,893	711,941
94	Penginapan	360	1,860	-	920	11,193
95	Makanan dan Minuman	32,474	49,771	303,845	10,105	59,755
96	Pengangkutan Darat	15,031	20,379	139,086	4,129	38,572
97	Pengangkutan Air	8,289	11,239	76,296	2,277	21,272
98	Pengangkutan Udara	2,654	4,860	91,058	634	5,927
99	Penggudangan dan Aktiviti Sokongan untuk Pengangkutan	2,567	3,480	153,207	705	6,587
100	Perkhidmatan berkaitan Pengangkutan Air dan Udara	-	2,129	63,396	-	-
101	Perkhidmatan Operasi Lebuhraya, Jambatan dan Terowong	-	-	-	-	-
102	Perkhidmatan Pos dan Kurier	449	385	2,191	79	2,149
103	Aktiviti Penerbitan	-	-	-	-	-
104	Telekomunikasi	5,603	7,408	212,572	1,875	15,711
105	Aktiviti Wayang Gambar, Pemprograman dan Penyiaran	-	-	-	-	-
106	Perkhidmatan Komputer dan Maklumat	58	-	23,560	201	1,202
107	Perantaraan Kewangan	97,026	122,685	221,068	14,077	64,006
108	Perkhidmatan Kewangan Lain	11,618	13,327	105,490	4,853	33,641
109	Insurans/ Takaful dan Tabungan Pencen	24,564	17,862	229,832	25,682	35,193
110	Aktiviti Sokongan Perkhidmatan Kewangan dan Insurans/ Takaful	365	540	7,624	123	919
111	Hartanah	10,971	25,693	163,152	1,581	12,232
112	Pemilikan Kediaman	-	-	-	-	-
113	Sewaan dan Pajakan	169	-	3,862	291	1,800
114	Penyelidikan dan Pembangunan Saintifik	-	-	-	-	-
115	Profesional	44,469	139,891	711,571	103,080	129,922
116	Perkhidmatan Perniagaan	1,309	425	-	2,853	11,387
117	Pentadbiran Awam	-	-	-	-	-
118	Pendidikan	-	-	-	-	-
119	Kesihatan	-	-	-	-	-
120	Ketenteraman dan Keselamatan Awam	-	-	-	-	-
121	Pentadbiran Awam Lain	-	-	-	-	-
122	Institusi bukan Keuntungan yang Berkhidmat kepada Isi Rumah	-	-	-	-	-
123	Kesenian, Hiburan dan Rekreasi	-	-	-	-	-
124	Perkhidmatan Swasta Lain	2,851	-	519	-	-
	JUMLAH INPUT PERANTARAAN	**1,782,155**	**2,331,317**	**15,091,355**	**814,406**	**4,613,225**
	Pembelian Langsung oleh Residen di Luar Negeri	-	-	-	-	-
	Pembelian Dalam Negeri oleh Bukan Residen	-	-	-	-	-
	JUMLAH INPUT	**1,782,155**	**2,331,317**	**15,091,355**	**814,406**	**4,613,225**
	Komoditi Import	**221,066**	**258,452**	**5,307,839**	**115,676**	**1,149,216**
	Cukai ke atas Produk	27,774	35,301	221,148	12,887	72,529
	Subsidi ke atas Produk	5,584	11,450	11,192	1,815	17,129
	Nilai Ditambah Kasar	6,210,847	11,948,916	90,600,433	594,378	3,992,705
	Pampasan Pekerja	563,464	822,408	8,150,119	244,616	1,467,446
	Cukai Bersih Lain ke atas Pengeluaran	(21,301)	(35,574)	(321,491)	(5,212)	(25,293)
	Lebihan Kendalian, Kasar	5,668,684	11,162,083	82,771,805	354,974	2,550,551
	Penggunaan Modal Tetap	471,751	843,279	26,289,384	362,992	2,319,164
	Lebihan Kendalian, Bersih	5,196,934	10,318,804	56,482,421	(8,018)	231,388
	JUMLAH OUTPUT	**8,236,258**	**14,562,535**	**111,209,583**	**1,535,532**	**9,810,546**

Jadual 13: Jadual Penggunaan Domestik pada Harga Asas, Komoditi mengikut Aktiviti (RM'000), 2020

Table 13: Domestic Use Tables at Basic Prices, Commodity by Activity (RM'000), 2020

Perlombongan dan Pengkuarian Lain *Other Mining and Quarrying*	Pemprosesan dan Pengawetan Daging *Processing and Preserving of Meat*	Pemprosesan dan Pengawetan Makanan Laut *Processing and Preserving of Seafood*	Pemprosesan dan Pengawetan Buah-buahan & Sayur-sayuran *Processing and Preserving of Fruits & Vegetables*	Produk Tenusu *Dairy Products*	Activity / Commodity	
16	17	18	19	20		
-	161	2,424	309	1,374	Computers, Peripheral, Office Equipment and Machinery	69
-	-	-	-	-	Electric Motors, Generators and Transformers	70
-	-	-	-	-	Electricity Distribution & Control Apparatus, Batteries and Accumulators	71
-	-	-	-	-	Fibre Optic Cables, Electronic and Other Electric	72
-	-	-	-	-	Wiring Devices, Electric Lighting Equipment and Other Electrical	73
-	-	-	-	-	Electronic Components and Boards	74
577	1,450	29,169	3,534	94,604	Communication Equipment and Consumer Electronics	75
-	-	-	-	-	Irradiation Equipment, Electro Medical and Electrotherapeutic	76
-	-	-	-	-	Measuring Equipment, Testing, Navigating and Control	77
-	-	-	-	-	Optical Instruments, Photographic Equipment, Magnetic and Optical Media	78
-	-	-	-	-	Watches and Clocks	79
9,591	3,403	51,076	5,633	24,520	Motor Vehicles, Trailers and Semi Trailers	80
-	-	-	-	-	Motorcycles	81
-	-	-	-	-	Ships, Boats, Bicycles and Invalid Carriages	82
-	-	-	-	-	Other Transport Equipment	83
1,466	454	8,956	556	1,955	Other Manufacturing	84
105,386	10,262	211,227	31,258	95,039	Repair & Installation of Machinery and Equipment	85
7,798	41,362	404,731	44,734	265,667	Electricity and Gas	86
2,273	3,688	35,319	12,250	28,829	Water	87
1,413	386	7,996	605	6,410	Sewerage, Waste Management and Remediation Activities	88
-	-	-	-	-	Residential Buildings	89
-	-	-	-	-	Non-Residential Buildings	90
602	-	-	-	-	Civil Engineering	91
125,286	-	-	-	-	Specialised Construction Activities	92
57,088	962,107	719,069	111,528	1,239,484	Wholesale & Retail Trade, Repair of Motor Vehicles and Motorcycles	93
1,414	-	-	-	-	Accommodation	94
6,710	364,415	144,965	15,590	17,313	Food and Beverage	95
3,187	219,649	52,642	8,029	91,332	Land Transport	96
1,757	32,669	22,392	3,829	45,016	Water Transport	97
490	45,678	10,215	1,426	14,112	Air Transport	98
544	141,698	9,670	1,376	24,532	Warehousing and Support Activities for Transportation	99
-	-	-	-	-	Services Incidental to Water and Air Transportation	100
-	-	-	-	-	Highway Operation Services, Bridge and Tunnel	101
121	669	12,640	2,323	5,004	Postal and Courier Activities	102
-	-	-	-	-	Publishing Activities	103
1,800	715,436	82,723	9,101	35,182	Telecommunications	104
-	-	-	-	-	Motion Picture, Programming and Broadcasting Activities	105
387	184	6,749	365	13,385	Computer and Information Services	106
7,222	96,841	70,568	12,870	126,031	Monetary Intermediation	107
4,283	131,478	23,494	2,874	22,859	Other Financial Service	108
5,331	6,680	108,617	12,441	67,007	Insurance/ Takaful and Pension Funding	109
94	334	5,214	567	1,587	Activities Auxiliary to Financial Service and Insurance/ Takaful	110
1,720	3,917	68,050	7,067	16,303	Real Estate	111
-	-	-	-	-	Ownership of Dwellings	112
215	139	609	393	-	Rental and Leasing	113
-	-	-	-	-	Scientific Research and Development	114
15,145	29,781	311,657	71,672	529,748	Professional	115
854	1,612	28,376	1,598	69,346	Business Services	116
-	-	-	-	-	Public Administration	117
-	-	-	-	-	Education	118
-	-	-	-	-	Health	119
-	-	-	-	-	Public Order and Safety	120
-	-	-	-	-	Other Public Administration	121
-	-	-	-	-	Non-Profit Institutions Serving Households	122
-	-	-	-	-	Arts, Entertainment and Recreation	123
-	-	-	-	-	Other Private Services	124
463,383	**7,601,290**	**4,791,979**	**811,359**	**8,649,985**	TOTAL INTERMEDIATE INPUT	
-	-	-	-	-	Direct Purchases Abroad by Residents	
-	-	-	-	-	Domestic Purchases by Non-Residents	
463,383	**7,601,290**	**4,791,979**	**811,359**	**8,649,985**	TOTAL INPUT	
77,356	**434,230**	**1,058,987**	**255,288**	**1,767,666**	Imported Commodities	
6,174	98,597	63,434	12,368	116,278	Taxes on Products	
838	20,522	2,077	777	4,612	Subsidies on Products	
368,106	1,419,999	1,285,486	785,286	2,326,895	Gross Value Added	
208,231	568,049	469,608	265,523	789,941	Compensation of Employees	
(2,847)	(16,685)	(15,435)	(3,639)	(24,721)	Other Net Taxes on Production	
162,722	868,634	831,312	523,402	1,561,674	Operating Surplus, Gross	
216,108	205,665	155,276	40,201	277,342	Consumption of Fixed Capital	
(53,386)	662,970	676,037	483,201	1,284,332	Operating Surplus, Net	
914,182	**9,533,595**	**7,197,809**	**1,863,524**	**12,856,212**	TOTAL OUTPUT	

Jadual 13: Jadual Penggunaan Domestik pada Harga Asas, Komoditi mengikut Aktiviti (RM'000), 2020

Table 13: Domestic Use Tables at Basic Prices, Commodity by Activity (RM'000), 2020

	Komoditi \ Aktiviti	Minyak & Lemak Sayuran dan Haiwan *Vegetable & Animal Oils and Fats*	Produk Bijian, Kanji dan Produk Berkanji *Grain Mill Products, Starches and Starch Products*	Produk Bakeri *Bakery Products*	Manisan *Confectionery*	Prosesan Makanan Lain *Other Food Processing*
		21	22	23	24	25
1	Padi	-	1,262,189	92	-	13,488
2	Tanaman Makanan	28,381	479	524	383,731	592,505
3	Sayur-sayuran	-	32	18,676	2,911	61,535
4	Buah-buahan	-	1	13,920	29,263	985
5	Getah	-	-	-	-	-
6	Kelapa Sawit	50,956,268	-	-	-	-
7	Tanaman Bunga	-	175,064	-	-	4,466
8	Pertanian Lain	257,398	652,715	6,240	2	67,259
9	Ternakan Ayam dan Itik	-	3	76,823	4,612	131,864
10	Ternakan Lain	-	208	7	-	1,364
11	Perhutanan dan Pembalakan	-	-	-	-	-
12	Perikanan dan Akuakultur	-	-	-	-	4,108
13	Minyak Mentah dan Gas Asli	-	-	-	-	-
14	Perlombongan Bijih Besi	-	-	-	-	-
15	Pengkuarian Batu, Pasir dan Tanah Liat	-	-	-	-	-
16	Perlombongan dan Pengkuarian Lain	-	-	-	-	-
17	Pemprosesan dan Pengawetan Daging	-	1	-	-	335,769
18	Pemprosesan dan Pengawetan Makanan Laut	-	-	-	-	36,641
19	Pemprosesan dan Pengawetan Buah-buahan & Sayur-sayuran	6,239	-	14,070	58,562	18,506
20	Produk Tenusu	-	-	305,484	148,382	160,438
21	Minyak & Lemak Sayuran dan Haiwan	32,310,869	41,955	938,278	504,796	1,040,334
22	Produk Bijian, Kanji dan Produk Berkanji	-	864,616	1,159,072	137,822	695,788
23	Produk Bakeri	-	-	114,447	7,535	11,170
24	Manisan	-	-	500,552	3,835,244	348,392
25	Prosesan Makanan Lain	45,448	9,796	552,219	119,696	673,055
26	Makanan Haiwan Tersedia	-	1,080	-	-	154,420
27	Spirit, Wain dan Minuman Keras	-	-	53	-	177
28	Minuman Ringan, Air Mineral dan Minuman Lain yang Dibotolkan	1	816	572	137	4,266
29	Produk Tembakau	-	-	-	-	-
30	Penyediaan, Pemintalan dan Penenunan Tekstil	-	-	-	-	-
31	Penyiapan Akhir Tekstil	-	-	-	-	-
32	Tekstil Lain	74,771	2,710	2,473	7,321	2,285
33	Pakaian	87,304	2,303	9,621	11,886	9,178
34	Produk Kulit	-	-	-	-	-
35	Kasut	-	-	-	-	-
36	Pengilangan dan Pengetaman Kayu	-	-	-	-	-
37	Kepingan Venier dan Panel berasaskan Kayu	-	-	-	-	-
38	Pertukangan Kayu dan Tanggam untuk Jurubina	-	-	-	-	-
39	Bekas Kayu dan Produk Kayu Lain	120,525	421	24,884	206	3,658
40	Kertas dan Produk Kertas	40,159	14,352	84,351	18,561	68,196
41	Perabot	137,711	8,877	8,511	12,326	10,338
42	Penerbitan Semula Media Rakaman	-	-	-	-	-
43	Percetakan	49,378	5,158	985	1,369	1,652
44	Kok dan Produk Petroleum Bertapis	1,703,150	250,385	1,148,626	898,953	835,142
45	Kimia Asas	1,701,723	9,864	68,965	321,531	293,481
46	Baja dan Sebatian Nitrogen	-	145	11	1,455	727
47	Cat dan Varnis	-	42	561	5	8,503
48	Produk Farmaseutikal, Kimia Perubatan dan Botani	3,054	777	12,595	16,548	79,118
49	Sabun & Bahan Pencuci, Pencuci dan Pengilat, Pewangi dan Dandanan Diri	-	-	-	-	-
50	Produk Kimia Lain	319,929	633	33,627	21,656	37,977
51	Tayar dan Tiub Getah	-	-	-	-	-
52	Prosesan Getah	-	-	-	-	-
53	Sarung Tangan Getah	-	-	-	-	-
54	Produk Getah Lain	-	-	-	-	-
55	Produk Plastik	127,054	124,430	344,918	183,425	295,229
56	Kaca dan Produk Kaca	81,714	28	5,640	17,370	43,793
57	Produk Refraktori, Tanah Liat, Porselin dan Seramik	-	-	-	-	-
58	Simen, Kapur dan Plaster	-	-	-	-	-
59	Produk Mineral bukan Logam	-	-	-	-	-
60	Besi dan Keluli Asas	-	-	-	-	-
61	Logam Asas Berharga dan Logam bukan Ferus Lain	-	-	-	-	-
62	Pengacuan Logam	-	-	-	-	-
63	Produk Struktur Logam, Tangki, Takungan dan Penjana Wap	-	-	-	-	-
64	Produk Logam Lain yang Direka	150,967	8,085	136,625	9,306	44,210
65	Enjin & Turbin, Alatan Kuasa Bendalir, Pam, Pemampat, Kepala Paip dan Injap Lain	-	-	-	-	-
66	Jentera Kegunaan Umum Lain	41,817	21,030	49,858	47,987	59,160
67	Senjata, Peluru dan Mesin bertujuan Khas	6	131	-	-	87
68	Perkakasan Domestik	-	-	6	-	646

Jadual 13: Jadual Penggunaan Domestik pada Harga Asas, Komoditi mengikut Aktiviti (RM'000), 2020

Table 13: Domestic Use Tables at Basic Prices, Commodity by Activity (RM'000), 2020

Makanan Haiwan Tersedia *Prepared Animal Feeds*	**Spirit, Wain dan Minuman Keras** *Spirits, Wines and Liquors*	**Minuman Ringan, Air Mineral dan Minuman Lain Dibotolkan** *Soft Drinks, Mineral Waters and Other Bottled Waters*	**Produk Tembakau** *Tobacco Products*	**Penyediaan, Pemintalan dan Penenunan Tekstil** *Preparation, Spinning and Weaving of Textiles*	***Activity*** / ***Commodity***	
26	**27**	**28**	**29**	**30**		
1,035,525	128	-	-	-	***Paddy***	***1***
-	123	584	-	-	***Food Crops***	***2***
6,958	-	33,148	-	-	***Vegetables***	***3***
-	176,506	12,634	-	-	***Fruits***	***4***
-	-	-	-	-	***Rubber***	***5***
-	-	-	-	-	***Oil Palm***	***6***
-	31	127,938	-	-	***Flower Plants***	***7***
316,668	476	993	204,555	539,348	***Other Agriculture***	***8***
319,521	-	-	-	-	***Poultry Farming***	***9***
581,506	-	-	-	-	***Other Livestock***	***10***
-	-	-	-	-	***Forestry and Logging***	***11***
-	-	-	-	-	***Fishing and Aquaculture***	***12***
-	-	-	-	-	***Crude Oil and Natural Gas***	***13***
-	-	-	-	-	***Mining of Metal Ores***	***14***
-	-	-	-	-	***Quarrying of Stone, Sand and Clay***	***15***
-	-	-	-	-	***Other Mining and Quarrying***	***16***
68,605	-	-	-	-	***Processing and Preserving of Meat***	***17***
395,816	-	-	-	-	***Processing and Preserving of Seafood***	***18***
18,882	3,947	26,562	-	-	***Processing and Preserving of Fruits & Vegetables***	***19***
-	-	12,323	-	-	***Dairy Products***	***20***
363,726	28,612	79,443	-	-	***Vegetable & Animal Oils and Fats***	***21***
-	603	31,929	-	-	***Grain Mill Products, Starches and Starch Products***	***22***
-	-	-	-	-	***Bakery Products***	***23***
-	36,957	461,005	-	-	***Confectionery***	***24***
7,815	7,891	195,381	74,913	-	***Other Food Processing***	***25***
128,570	-	-	-	-	***Prepared Animal Feeds***	***26***
-	431	256	-	-	***Spirits, Wines and Liquors***	***27***
708	68,022	445,440	-	-	***Soft Drinks, Mineral Waters and Other Bottled Waters***	***28***
-	-	-	16,915	-	***Tobacco Products***	***29***
-	-	-	-	14,367	***Preparation, Spinning and Weaving of Textiles***	***30***
-	-	-	-	397	***Finishing of Textiles***	***31***
1,085	19,125	43,273	2	1,188	***Other Textiles***	***32***
1,339	586	3,192	6,493	4,276	***Wearing Apparel***	***33***
-	-	-	-	373	***Leather Products***	***34***
-	-	-	-	-	***Footwear***	***35***
-	-	-	-	-	***Sawmilling and Planning of Wood***	***36***
-	-	-	5,026	1,419	***Veneer Sheets and Wood-based Panels***	***37***
-	-	-	-	-	***Builders' Carpentry and Joinery***	***38***
3,520	45,340	2,078	10,052	72	***Wooden Containers and Other Wood Products***	***39***
11,687	5,920	80,213	229,498	1,430	***Paper and Paper Products***	***40***
4,523	352	4,911	2,666	681	***Furniture***	***41***
-	-	-	-	-	***Reproduction of Recorded Media***	***42***
618	67,013	503	789	351	***Printing***	***43***
912,018	314,007	138,767	3,116	83,490	***Coke and Refined Petroleum Products***	***44***
130,070	64,890	195,502	202	67,813	***Basic Chemicals***	***45***
28	1	325	-	-	***Fertilizers and Nitrogen Compounds***	***46***
-	-	31	-	10,761	***Paints and Varnishes***	***47***
20,301	1,334	83,998	98,237	31,378	***Pharmaceuticals, Medicinal Chemical and Botanical Products***	***48***
-	-	-	-	-	***Soaps & Detergents, Cleaning & Polishing, Perfumes and Toilet Preparations***	***49***
14,852	4,469	24,273	111	66,029	***Other Chemicals Products***	***50***
-	-	-	-	-	***Rubber Tyres and Tubes***	***51***
-	-	-	-	2,252	***Rubber Processing***	***52***
-	-	-	-	138	***Rubber Gloves***	***53***
-	-	-	-	-	***Other Rubber Products***	***54***
190,004	1,186	226,445	1,748	6,649	***Plastic Products***	***55***
-	30,019	53,087	-	12	***Glass and Glass Products***	***56***
-	-	-	-	-	***Refractory, Clay, Porcelain and Ceramic Products***	***57***
-	-	-	-	-	***Cement, Lime and Plaster***	***58***
-	-	-	-	-	***Non-Metallic Mineral Products***	***59***
-	-	-	-	-	***Basic Iron and Steel***	***60***
-	-	-	-	-	***Basic Precious and Other Non-Ferrous Metals***	***61***
-	-	-	-	-	***Casting of Metals***	***62***
-	-	-	-	-	***Structural Metal Products, Tanks, Reservoirs and Steam Generators***	***63***
313	27,516	59,704	145	890	***Other Fabricated Metal Products***	***64***
-	-	-	-	-	***Engines & Turbines, Fluid Power Equipment, Other Pumps, Compressors, Taps and Valves***	***65***
25,983	2,044	27,878	1,590	4,888	***Other General Purpose Machinery***	***66***
6,712	-	27	-	558	***Weapons, Ammunition and Special Purpose Machinery***	***67***
-	-	-	-	-	***Domestic Appliances***	***68***

Jadual 13: Jadual Penggunaan Domestik pada Harga Asas, Komoditi mengikut Aktiviti (RM'000), 2020

Table 13: Domestic Use Tables at Basic Prices, Commodity by Activity (RM'000), 2020

	Komoditi \ Aktiviti	Minyak & Lemak Sayuran dan Haiwan *Vegetable & Animal Oils and Fats*	Produk Bijian, Kanji dan Produk Berkanji *Grain Mill Products, Starches and Starch Products*	Produk Bakeri *Bakery Products*	Manisan *Confectionery*	Prosesan Makanan Lain *Other Food Processing*
		21	22	23	24	25
69	Komputer, Peranti, Mesin dan Kelengkapan Pejabat	42,374	1,251	2,995	2,662	3,658
70	Motor Elektrik, Penjana dan Transformer	-	-	-	-	-
71	Perkakasan Pengagihan & Pengawalan Elektrik, Bateri dan Akumulator	-	-	-	-	-
72	Kabel Gentian Optikal, Elektronik dan Elektrik Lain	-	-	-	-	-
73	Alatan Pendawaian, Kelengkapan Pencahayaan Elektrik dan Elektrik Lain	-	-	-	-	-
74	Komponen dan Papan Elektronik	-	-	-	-	-
75	Peralatan Komunikasi dan Elektronik Pengguna	31,750	55,347	82,235	35,197	6,846
76	Peralatan Penyinaran, Perubatan Elektro dan Elektroterapeutik	-	-	-	-	-
77	Kelengkapan Mengukur, Menguji, Memandu Arah dan Kawalan	-	-	-	-	-
78	Instrumen Optikal, Alatan Fotografi, Media Magnetik dan Optikal	-	-	-	-	-
79	Jam Tangan dan Jam	-	-	-	-	-
80	Kenderaan Bermotor, Treler dan Semi Treler	104,340	24,356	54,174	45,624	63,876
81	Motosikal	-	-	-	-	-
82	Kapal, Bot, Basikal dan 'Invalid Carriages'	-	-	-	-	-
83	Kelengkapan Pengangkutan Lain	-	-	-	-	-
84	Pembuatan Lain	83,673	986	4,014	3,252	3,925
85	Pembaikan & Pemasangan Mesin dan Kelengkapan	1,891,548	32,154	104,463	150,691	123,678
86	Elektrik dan Gas	6,745,710	227,257	349,731	358,329	50,076
87	Air	13,978	12,069	43,123	121,256	53,210
88	Pembetungan, Pengurusan Sisa dan Aktiviti Pemulihan	48,383	5,621	15,426	3,772	5,845
89	Bangunan Kediaman	-	-	-	-	-
90	Bangunan Bukan Kediaman	-	-	-	-	-
91	Kejuruteraan Awam	-	-	-	-	-
92	Aktiviti Pembinaan Pertukangan Khas	-	-	-	-	-
93	Perdagangan Borong & Runcit, Pembaikan Kenderaan Bermotor dan Motosikal	17,072,786	930,261	1,271,085	1,587,698	1,324,418
94	Penginapan	-	-	-	-	-
95	Makanan dan Minuman	1,028,864	6,407	35,015	27,065	33,758
96	Pengangkutan Darat	1,379,163	58,989	92,341	109,094	98,078
97	Pengangkutan Air	694,673	29,985	45,486	56,589	47,048
98	Pengangkutan Udara	230,918	9,566	13,126	19,475	17,331
99	Penggudangan dan Aktiviti Sokongan untuk Pengangkutan	277,261	19,685	19,653	18,556	16,211
100	Perkhidmatan berkaitan Pengangkutan Air dan Udara	-	-	-	-	-
101	Perkhidmatan Operasi Lebuhraya, Jambatan dan Terowong	-	-	-	-	-
102	Perkhidmatan Pos dan Kurier	78,266	1,926	5,950	5,250	11,671
103	Aktiviti Penerbitan	-	-	-	-	-
104	Telekomunikasi	465,202	199,480	51,908	34,132	55,555
105	Aktiviti Wayang Gambar, Pemprograman dan Penyiaran	-	-	-	-	-
106	Perkhidmatan Komputer dan Maklumat	26,895	331	1,612	14,410	4,705
107	Perantaraan Kewangan	1,609,563	93,896	121,207	154,026	140,801
108	Perkhidmatan Kewangan Lain	209,919	13,857	18,614	24,807	24,194
109	Insurans/ Takaful dan Tabungan Pencen	1,186,350	38,046	59,678	42,735	43,250
110	Aktiviti Sokongan Perkhidmatan Kewangan dan Insurans/ Takaful	1,333	700	4,240	1,309	3,002
111	Hartanah	86,593	25,813	77,248	36,255	46,971
112	Pemilikan Kediaman	-	-	-	-	-
113	Sewaan dan Pajakan	11,863	1	56	165	301
114	Penyelidikan dan Pembangunan Saintifik	-	-	-	-	-
115	Profesional	3,433,638	643,229	215,647	339,637	352,711
116	Perkhidmatan Perniagaan	805,193	9,674	50,947	34,001	35,995
117	Pentadbiran Awam	-	-	-	-	-
118	Pendidikan	-	-	-	-	-
119	Kesihatan	-	-	-	-	-
120	Ketenteraman dan Keselamatan Awam	-	-	-	-	-
121	Pentadbiran Awam Lain	-	-	-	-	-
122	Institusi bukan Keuntungan yang Berkhidmat kepada Isi Rumah	-	-	-	-	-
123	Kesenian, Hiburan dan Rekreasi	-	-	-	-	-
124	Perkhidmatan Swasta Lain	-	-	-	-	-
	JUMLAH INPUT PERANTARAAN	**125,804,102**	**5,899,210**	**8,373,255**	**10,028,588**	**8,717,028**
	Pembelian Langsung oleh Residen di Luar Negeri	-	-	-	-	-
	Pembelian Dalam Negeri oleh Bukan Residen	-	-	-	-	-
	JUMLAH INPUT	**125,804,102**	**5,899,210**	**8,373,255**	**10,028,588**	**8,717,028**
	Komoditi Import	**7,915,754**	**2,272,115**	**1,706,804**	**2,750,242**	**2,986,731**
	Cukai ke atas Produk	1,023,922	80,368	98,609	140,793	115,667
	Subsidi ke atas Produk	194,550	384,837	23,695	14,964	22,802
	Nilai Ditambah Kasar	12,726,808	2,046,454	3,219,837	2,780,286	4,059,025
	Pampasan Pekerja	3,353,183	477,162	1,349,715	801,521	1,868,257
	Cukai Bersih Lain ke atas Pengeluaran	(271,126)	(18,231)	(22,111)	(31,209)	(31,311)
	Lebihan Kendalian, Kasar	9,644,751	1,587,523	1,892,233	2,009,973	2,222,079
	Penggunaan Modal Tetap	3,177,133	213,856	288,530	338,366	342,048
	Lebihan Kendalian, Bersih	6,467,618	1,373,667	1,603,703	1,671,608	1,880,031
	JUMLAH OUTPUT	**147,276,036**	**9,913,310**	**13,374,810**	**15,684,944**	**15,855,650**

Jadual 13: Jadual Penggunaan Domestik pada Harga Asas, Komoditi mengikut Aktiviti (RM'000), 2020

Table 13: Domestic Use Tables at Basic Prices, Commodity by Activity (RM'000), 2020

Makanan Haiwan Tersedia *Prepared Animal Feeds*	Spirit, Wain dan Minuman Keras *Spirits, Wines and Liquors*	Minuman Ringan, Air Mineral dan Minuman Lain Dibotolkan *Soft Drinks, Mineral Waters and Other Bottled Waters*	Produk Tembakau *Tobacco Products*	Penyediaan, Pemintalan dan Penenunan Tekstil *Preparation, Spinning and Weaving of Textiles*	Activity / Commodity	
26	27	28	29	30		
1,790	124	2,012	98	251	Computers, Peripheral, Office Equipment and Machinery	69
-	-	-	-	-	Electric Motors, Generators and Transformers	70
-	-	-	-	-	Electricity Distribution & Control Apparatus, Batteries and Accumulators	71
-	-	-	-	-	Fibre Optic Cables, Electronic and Other Electric	72
-	-	-	-	-	Wiring Devices, Electric Lighting Equipment and Other Electrical	73
-	-	-	-	-	Electronic Components and Boards	74
24,549	6,799	73,123	183,850	6,587	Communication Equipment and Consumer Electronics	75
-	-	-	-	-	Irradiation Equipment, Electro Medical and Electrotherapeutic	76
-	-	-	-	-	Measuring Equipment, Testing, Navigating and Control	77
-	-	-	-	-	Optical Instruments, Photographic Equipment, Magnetic and Optical Media	78
-	-	-	-	-	Watches and Clocks	79
38,321	2,488	28,907	11,829	6,297	Motor Vehicles, Trailers and Semi Trailers	80
-	-	-	-	-	Motorcycles	81
-	-	-	-	-	Ships, Boats, Bicycles and Invalid Carriages	82
-	-	-	-	-	Other Transport Equipment	83
1,469	159	1,195	151	835	Other Manufacturing	84
168,286	4,623	112,014	2,766	31,680	Repair & Installation of Machinery and Equipment	85
253,656	14,955	180,901	15,793	460,259	Electricity and Gas	86
15,239	2,104	519,349	302	6,814	Water	87
2,645	203	1,637	843	568	Sewerage, Waste Management and Remediation Activities	88
-	-	-	-	-	Residential Buildings	89
-	-	-	-	-	Non-Residential Buildings	90
-	-	-	-	-	Civil Engineering	91
-	-	-	-	-	Specialised Construction Activities	92
1,250,924	205,306	706,147	189,382	330,953	Wholesale & Retail Trade, Repair of Motor Vehicles and Motorcycles	93
-	-	-	-	-	Accommodation	94
33,333	874	15,122	4,484	3,014	Food and Beverage	95
83,668	50,741	47,890	13,197	21,840	Land Transport	96
40,452	6,635	23,870	6,533	10,787	Water Transport	97
14,688	5,769	8,172	2,860	3,758	Air Transport	98
13,470	2,154	7,934	2,148	3,663	Warehousing and Support Activities for Transportation	99
-	-	-	-	-	Services Incidental to Water and Air Transportation	100
-	-	-	-	-	Highway Operation Services, Bridge and Tunnel	101
4,564	267	2,585	587	2,878	Postal and Courier Activities	102
-	-	-	-	-	Publishing Activities	103
42,940	24,937	19,182	10,554	6,678	Telecommunications	104
-	-	-	-	-	Motion Picture, Programming and Broadcasting Activities	105
2,049	710	513	192	59	Computer and Information Services	106
105,693	20,318	65,135	24,601	40,167	Monetary Intermediation	107
18,745	2,581	11,805	2,942	6,881	Other Financial Service	108
106,104	42,376	24,270	8,142	55,394	Insurance/ Takaful and Pension Funding	109
2,729	162	882	52	873	Activities Auxiliary to Financial Service and Insurance/ Takaful	110
21,258	3,328	20,399	3,913	4,541	Real Estate	111
-	-	-	-	-	Ownership of Dwellings	112
97	-	-	-	12	Rental and Leasing	113
-	-	-	-	-	Scientific Research and Development	114
198,216	84,064	177,089	94,740	47,649	Professional	115
12,920	1,417	15,540	4,990	529	Business Services	116
-	-	-	-	-	Public Administration	117
-	-	-	-	-	Education	118
-	-	-	-	-	Health	119
-	-	-	-	-	Public Order and Safety	120
-	-	-	-	-	Other Public Administration	121
-	-	-	-	-	Non-Profit Institutions Serving Households	122
-	-	-	-	-	Arts, Entertainment and Recreation	123
-	-	-	-	-	Other Private Services	124
7,025,161	**1,390,622**	**4,437,519**	**1,241,007**	**1,891,724**	TOTAL INTERMEDIATE INPUT	
-	-	-	-	-	Direct Purchases Abroad by Residents	
-	-	-	-	-	Domestic Purchases by Non-Residents	
7,025,161	**1,390,622**	**4,437,519**	**1,241,007**	**1,891,724**	TOTAL INPUT	
2,062,196	**290,914**	**948,754**	**800,840**	**1,452,919**	Imported Commodities	
92,005	25,017	73,275	19,346	21,709	Taxes on Products	
324,144	4,223	2,372	40	1,071	Subsidies on Products	
1,214,333	2,590,534	1,691,189	3,159,249	1,039,691	Gross Value Added	
365,106	238,535	1,032,440	167,319	381,082	Compensation of Employees	
(22,438)	(11,181)	(17,438)	(13,641)	(10,952)	Other Net Taxes on Production	
871,666	2,363,180	676,187	3,005,571	669,562	Operating Surplus, Gross	
217,227	92,608	154,209	112,618	173,746	Consumption of Fixed Capital	
654,439	2,270,571	521,978	2,892,953	495,816	Operating Surplus, Net	
10,069,552	**4,292,864**	**7,148,365**	**5,220,401**	**4,404,972**	TOTAL OUTPUT	

Jadual 13: Jadual Penggunaan Domestik pada Harga Asas, Komoditi mengikut Aktiviti (RM'000), 2020

Table 13: Domestic Use Tables at Basic Prices, Commodity by Activity (RM'000), 2020

	Komoditi \ Aktiviti	Penyiapan Akhir Tekstil *Finishing of Textiles*	Tekstil Lain *Other Textiles*	Pakaian *Wearing Apparel*	Produk Kulit *Leather Products*	Kasut *Footwear*
		31	32	33	34	35
1	Padi	-	-	-	-	-
2	Tanaman Makanan	-	-	-	-	-
3	Sayur-sayuran	-	-	-	-	-
4	Buah-buahan	-	-	-	-	-
5	Getah	-	-	-	-	-
6	Kelapa Sawit	-	-	-	-	-
7	Tanaman Bunga	-	-	-	-	-
8	Pertanian Lain	-	7	-	-	-
9	Ternakan Ayam dan Itik	-	-	-	-	-
10	Ternakan Lain	-	-	-	-	-
11	Perhutanan dan Pembalakan	-	-	-	-	-
12	Perikanan dan Akuakultur	-	-	-	-	-
13	Minyak Mentah dan Gas Asli	-	-	-	-	-
14	Perlombongan Bijih Besi	-	-	-	-	-
15	Pengkuarian Batu, Pasir dan Tanah Liat	-	-	-	-	-
16	Perlombongan dan Pengkuarian Lain	-	-	-	-	-
17	Pemprosesan dan Pengawetan Daging	-	-	-	120,756	-
18	Pemprosesan dan Pengawetan Makanan Laut	-	-	-	874	-
19	Pemprosesan dan Pengawetan Buah-buahan & Sayur-sayuran	-	-	-	-	-
20	Produk Tenusu	-	-	-	-	-
21	Minyak & Lemak Sayuran dan Haiwan	-	-	-	-	-
22	Produk Bijian, Kanji dan Produk Berkanji	-	-	-	-	-
23	Produk Bakeri	-	-	-	-	-
24	Manisan	-	-	-	-	-
25	Prosesan Makanan Lain	-	-	-	-	-
26	Makanan Haiwan Tersedia	-	-	-	-	-
27	Spirit, Wain dan Minuman Keras	-	-	-	-	-
28	Minuman Ringan, Air Mineral dan Minuman Lain yang Dibotolkan	-	-	-	-	-
29	Produk Tembakau	-	-	-	-	-
30	Penyediaan, Pemintalan dan Penenunan Tekstil	207,072	512,793	1,334,595	15,313	162,127
31	Penyiapan Akhir Tekstil	8,666	95,683	668,476	1	-
32	Tekstil Lain	357	100	80,312	763	1,185
33	Pakaian	553	2,562	9,575	3,489	607
34	Produk Kulit	-	208	3,716	13,224	8,397
35	Kasut	-	84	-	-	-
36	Pengilangan dan Pengetaman Kayu	-	-	-	-	-
37	Kepingan Venier dan Panel berasaskan Kayu	6,272	1,643	42,739	112	812
38	Pertukangan Kayu dan Tanggam untuk Jurubina	-	-	-	-	-
39	Bekas Kayu dan Produk Kayu Lain	12,001	1,321	17,794	272	1,724
40	Kertas dan Produk Kertas	5,811	5,210	44,330	1,166	1,686
41	Perabot	1,245	2,399	5,206	580	691
42	Penerbitan Semula Media Rakaman	-	-	-	-	-
43	Percetakan	397	878	28,305	1,029	169
44	Kok dan Produk Petroleum Bertapis	131,683	282,273	212,247	10,251	86,025
45	Kimia Asas	74,577	41,212	3,777	6,937	13,909
46	Baja dan Sebatian Nitrogen	-	-	-	-	-
47	Cat dan Varnis	1,936	535	302	173	2,592
48	Produk Farmaseutikal, Kimia Perubatan dan Botani	867	1,167	23,902	-	-
49	Sabun & Bahan Pencuci, Pencuci dan Pengilat, Pewangi dan Dandanan Diri	52	1,550	-	1,000	1
50	Produk Kimia Lain	8,333	78,230	18,375	65,400	25,613
51	Tayar dan Tiub Getah	-	-	-	-	-
52	Prosesan Getah	-	1,993	3,487	-	4,475
53	Sarung Tangan Getah	-	1,162	56	26,137	2,524
54	Produk Getah Lain	-	610	-	89,421	1,203
55	Produk Plastik	6,260	24,381	99,177	2,747	6,978
56	Kaca dan Produk Kaca	12,972	135	170	7	5
57	Produk Refraktori, Tanah Liat, Porselin dan Seramik	-	-	-	-	-
58	Simen, Kapur dan Plaster	-	-	-	-	-
59	Produk Mineral bukan Logam	-	-	-	-	-
60	Besi dan Keluli Asas	-	-	-	68	710
61	Logam Asas Berharga dan Logam bukan Ferus Lain	-	-	-	6	-
62	Pengacuan Logam	-	34	-	-	-
63	Produk Struktur Logam, Tangki, Takungan dan Penjana Wap	-	30	-	13	135
64	Produk Logam Lain yang Direka	40	2,699	3,572	551	8,861
65	Enjin & Turbin, Alatan Kuasa Bendalir, Pam, Pemampat, Kepala Paip dan Injap Lain	-	-	-	-	-
66	Jentera Kegunaan Umum Lain	6,738	13,771	29,673	2,263	4,004
67	Senjata, Peluru dan Mesin bertujuan Khas	-	14	231	-	-
68	Perkakasan Domestik	-	-	-	-	-

Jadual 13: Jadual Penggunaan Domestik pada Harga Asas, Komoditi mengikut Aktiviti (RM'000), 2020

Table 13: Domestic Use Tables at Basic Prices, Commodity by Activity (RM'000), 2020

Pengilangan dan Pengetaman Kayu *Sawmilling and Planning of Wood*	Kepingan Venier dan Panel berasaskan Kayu *Veneer Sheets and Wood-based Panels*	Pertukangan Kayu dan Tanggam untuk Jurubina *Builders' Carpentry and Joinery*	Bekas Kayu *Wooden Containers*	Produk Kayu Lain *Other Wood Products*	*Activity* / *Commodity*	
36	37	38	39	40		
-	-	-	-	-	*Paddy*	1
-	-	-	-	-	*Food Crops*	2
-	-	-	-	-	*Vegetables*	3
-	-	-	-	-	*Fruits*	4
-	-	-	-	-	*Rubber*	5
-	-	-	-	-	*Oil Palm*	6
-	-	-	-	-	*Flower Plants*	7
-	-	-	-	-	*Other Agriculture*	8
-	-	-	-	-	*Poultry Farming*	9
-	-	-	-	-	*Other Livestock*	10
1,588,732	879,515	6,292	17,585	1,175,076	*Forestry and Logging*	11
-	-	-	-	-	*Fishing and Aquaculture*	12
-	-	-	-	-	*Crude Oil and Natural Gas*	13
-	-	-	-	-	*Mining of Metal Ores*	14
-	-	-	-	-	*Quarrying of Stone, Sand and Clay*	15
-	-	-	-	-	*Other Mining and Quarrying*	16
-	-	-	-	-	*Processing and Preserving of Meat*	17
-	-	-	-	-	*Processing and Preserving of Seafood*	18
-	-	-	-	-	*Processing and Preserving of Fruits & Vegetables*	19
-	-	-	-	-	*Dairy Products*	20
-	-	-	-	-	*Vegetable & Animal Oils and Fats*	21
-	-	-	-	-	*Grain Mill Products, Starches and Starch Products*	22
-	-	-	-	-	*Bakery Products*	23
-	-	-	-	-	*Confectionery*	24
175	-	-	-	-	*Other Food Processing*	25
-	-	-	-	-	*Prepared Animal Feeds*	26
-	-	-	-	-	*Spirits, Wines and Liquors*	27
-	-	-	-	76	*Soft Drinks, Mineral Waters and Other Bottled Waters*	28
-	-	-	-	-	*Tobacco Products*	29
-	-	-	2,765	55,167	*Preparation, Spinning and Weaving of Textiles*	30
-	-	-	-	135	*Finishing of Textiles*	31
-	-	-	-	57,661	*Other Textiles*	32
5,172	1,419	331	874	4,154	*Wearing Apparel*	33
-	-	-	-	225	*Leather Products*	34
3,902	-	-	2,262	-	*Footwear*	35
780,255	1,180,554	464,898	841,453	107,105	*Sawmilling and Planning of Wood*	36
422,217	1,025,836	130,088	147,201	80,966	*Veneer Sheets and Wood-based Panels*	37
102,600	6,539	9,823	952	-	*Builders' Carpentry and Joinery*	38
45,339	6,440	5,927	159,774	37,647	*Wooden Containers and Other Wood Products*	39
11,153	79,200	23,186	14,118	1,907,494	*Paper and Paper Products*	40
25,127	18,966	4,304	3,492	11,127	*Furniture*	41
-	-	-	-	-	*Reproduction of Recorded Media*	42
707	667	189	290	695,341	*Printing*	43
616,693	394,030	25,152	91,156	742,129	*Coke and Refined Petroleum Products*	44
141,300	297,366	17,951	42,743	435,565	*Basic Chemicals*	45
-	18	-	-	306	*Fertilizers and Nitrogen Compounds*	46
121,280	95,570	21,775	9,332	209,749	*Paints and Varnishes*	47
-	6,633	-	-	236,181	*Pharmaceuticals, Medicinal Chemical and Botanical Products*	48
-	2,418	-	3	176	*Soaps & Detergents, Cleaning & Polishing, Perfumes and Toilet Preparations*	49
79,998	301,821	7,516	20,793	206,804	*Other Chemicals Products*	50
-	-	-	-	-	*Rubber Tyres and Tubes*	51
-	-	-	-	4,905	*Rubber Processing*	52
-	-	-	7	130,523	*Rubber Gloves*	53
-	-	-	13	-	*Other Rubber Products*	54
7,530	5,380	4,425	14,093	42,168	*Plastic Products*	55
673	445	1,413	2,538	33	*Glass and Glass Products*	56
-	-	-	-	-	*Refractory, Clay, Porcelain and Ceramic Products*	57
-	-	-	-	-	*Cement, Lime and Plaster*	58
-	-	-	-	50,334	*Non-Metallic Mineral Products*	59
-	-	21,322	2,081	543	*Basic Iron and Steel*	60
10,383	326	3,607	2,259	53,259	*Basic Precious and Other Non-Ferrous Metals*	61
-	-	-	-	10,983	*Casting of Metals*	62
-	-	4,054	396	9,696	*Structural Metal Products, Tanks, Reservoirs and Steam Generators*	63
14,653	57,538	28,236	76,631	49,864	*Other Fabricated Metal Products*	64
-	-	-	509	-	*Engines & Turbines, Fluid Power Equipment, Other Pumps, Compressors, Taps and Valves*	65
50,815	27,783	5,447	11,422	54,161	*Other General Purpose Machinery*	66
438	101	16	115	11,808	*Weapons, Ammunition and Special Purpose Machinery*	67
-	-	-	-	-	*Domestic Appliances*	68

Jadual 13: Jadual Penggunaan Domestik pada Harga Asas, Komoditi mengikut Aktiviti (RM'000), 2020

Table 13: Domestic Use Tables at Basic Prices, Commodity by Activity (RM'000), 2020

	Komoditi \ Aktiviti	Penyiapan Akhir Tekstil *Finishing of Textiles*	Tekstil Lain *Other Textiles*	Pakaian *Wearing Apparel*	Produk Kulit *Leather Products*	Kasut *Footwear*
		31	32	33	34	35
69	Komputer, Peranti, Mesin dan Kelengkapan Pejabat	482	872	2,050	137	330
70	Motor Elektrik, Penjana dan Transformer	-	-	-	-	-
71	Perkakasan Pengagihan & Pengawalan Elektrik, Bateri dan Akumulator	-	-	-	-	-
72	Kabel Gentian Optikal, Elektronik dan Elektrik Lain	-	-	-	-	-
73	Alatan Pendawaian, Kelengkapan Pencahayaan Elektrik dan Elektrik Lain	-	-	-	-	-
74	Komponen dan Papan Elektronik	-	-	-	-	-
75	Peralatan Komunikasi dan Elektronik Pengguna	8,031	11,973	72,892	2,662	4,477
76	Peralatan Penyinaran, Perubatan Elektro dan Elektroterapeutik	-	-	-	-	-
77	Kelengkapan Mengukur, Menguji, Memandu Arah dan Kawalan	-	-	-	-	-
78	Instrumen Optikal, Alatan Fotografi, Media Magnetik dan Optikal	-	-	-	-	-
79	Jam Tangan dan Jam	-	-	-	-	-
80	Kenderaan Bermotor, Treler dan Semi Treler	7,340	15,308	96,034	7,773	11,058
81	Motosikal	-	-	-	-	-
82	Kapal, Bot, Basikal dan 'Invalid Carriages'	-	-	-	-	-
83	Kelengkapan Pengangkutan Lain	-	-	-	-	-
84	Pembuatan Lain	942	2,106	66,966	2,445	400
85	Pembaikan & Pemasangan Mesin dan Kelengkapan	29,835	20,809	95,846	3,714	34,734
86	Elektrik dan Gas	85,679	163,680	180,474	17,094	39,140
87	Air	5,623	14,110	17,128	1,123	1,526
88	Pembetungan, Pengurusan Sisa dan Aktiviti Pemulihan	805	1,348	39,185	1,475	1,168
89	Bangunan Kediaman	-	-	-	-	-
90	Bangunan Bukan Kediaman	-	-	-	-	-
91	Kejuruteraan Awam	-	-	-	-	-
92	Aktiviti Pembinaan Pertukangan Khas	-	-	-	-	-
93	Perdagangan Borong & Runcit, Pembaikan Kenderaan Bermotor dan Motosikal	133,096	265,389	597,954	83,459	90,037
94	Penginapan	-	-	-	-	-
95	Makanan dan Minuman	1,573	7,278	13,647	1,188	3,423
96	Pengangkutan Darat	7,811	15,963	39,796	6,499	5,643
97	Pengangkutan Air	4,020	8,284	18,856	3,296	2,759
98	Pengangkutan Udara	1,292	2,619	7,104	1,091	981
99	Penggudangan dan Aktiviti Sokongan untuk Pengangkutan	1,489	3,093	21,305	1,604	983
100	Perkhidmatan berkaitan Pengangkutan Air dan Udara	-	-	-	-	-
101	Perkhidmatan Operasi Lebuhraya, Jambatan dan Terowong	-	-	-	-	-
102	Perkhidmatan Pos dan Kurier	1,940	2,235	8,903	518	1,040
103	Aktiviti Penerbitan	-	-	-	-	-
104	Telekomunikasi	3,480	7,700	33,368	2,430	3,728
105	Aktiviti Wayang Gambar, Pemprograman dan Penyiaran	-	-	-	-	-
106	Perkhidmatan Komputer dan Maklumat	976	103	1,176	117	27
107	Perantaraan Kewangan	12,743	26,420	72,646	10,406	9,823
108	Perkhidmatan Kewangan Lain	2,140	3,871	13,571	1,086	1,807
109	Insurans/ Takaful dan Tabungan Pencen	5,800	15,434	35,001	3,575	17,575
110	Aktiviti Sokongan Perkhidmatan Kewangan dan Insurans/ Takaful	176	408	1,905	152	258
111	Hartanah	3,420	8,999	45,267	2,456	3,835
112	Pemilikan Kediaman	-	-	-	-	-
113	Sewaan dan Pajakan	3	2	4	-	36
114	Penyelidikan dan Pembangunan Saintifik	-	-	-	-	-
115	Profesional	32,543	27,430	558,944	11,269	19,161
116	Perkhidmatan Perniagaan	3,416	2,183	11,336	1,084	386
117	Pentadbiran Awam	-	-	-	-	-
118	Pendidikan	-	-	-	-	-
119	Kesihatan	-	-	-	-	-
120	Ketenteraman dan Keselamatan Awam	-	-	-	-	-
121	Pentadbiran Awam Lain	-	-	-	-	-
122	Institusi bukan Keuntungan yang Berkhidmat kepada Isi Rumah	-	-	-	-	-
123	Kesenian, Hiburan dan Rekreasi	-	-	-	-	-
124	Perkhidmatan Swasta Lain	-	-	-	-	-
	JUMLAH INPUT PERANTARAAN	**840,484**	**1,700,301**	**4,681,375**	**529,207**	**588,770**
	Pembelian Langsung oleh Residen di Luar Negeri	-	-	-	-	-
	Pembelian Dalam Negeri oleh Bukan Residen	-	-	-	-	-
	JUMLAH INPUT	**840,484**	**1,700,301**	**4,681,375**	**529,207**	**588,770**
	Komoditi Import	**218,566**	**495,885**	**1,335,514**	**334,069**	**227,231**
	Cukai ke atas Produk	10,266	20,991	72,302	8,709	8,093
	Subsidi ke atas Produk	1,690	3,622	2,723	132	1,104
	Nilai Ditambah Kasar	472,933	867,697	2,126,355	272,708	404,899
	Pampasan Pekerja	229,581	483,633	1,639,657	148,025	268,258
	Cukai Bersih Lain ke atas Pengeluaran	(3,406)	(7,116)	(19,622)	(2,615)	(3,159)
	Lebihan Kendalian, Kasar	246,758	391,181	506,319	127,298	139,801
	Penggunaan Modal Tetap	60,764	121,534	323,939	45,145	48,432
	Lebihan Kendalian, Bersih	185,993	269,646	182,380	82,152	91,369
	JUMLAH OUTPUT	**1,540,559**	**3,081,253**	**8,212,822**	**1,144,561**	**1,227,890**

Jadual 13: Jadual Penggunaan Domestik pada Harga Asas, Komoditi mengikut Aktiviti (RM'000), 2020

Table 13: Domestic Use Tables at Basic Prices, Commodity by Activity (RM'000), 2020

Pengilangan dan Pengetaman Kayu *Sawmilling and Planning of Wood*	Kepingan Venier dan Panel berasaskan Kayu *Veneer Sheets and Wood-based Panels*	Pertukangan Kayu dan Tanggam untuk Jurubina *Builders' Carpentry and Joinery*	Bekas Kayu *Wooden Containers*	Produk Kayu Lain *Other Wood Products*	Activity / Commodity	
36	37	38	39	40		
3,163	1,806	352	23,369	3,918	Computers, Peripheral, Office Equipment and Machinery	69
-	-	-	-	-	Electric Motors, Generators and Transformers	70
-	-	-	-	-	Electricity Distribution & Control Apparatus, Batteries and Accumulators	71
-	-	-	-	-	Fibre Optic Cables, Electronic and Other Electric	72
-	-	-	-	-	Wiring Devices, Electric Lighting Equipment and Other Electrical	73
-	-	-	-	529	Electronic Components and Boards	74
36,405	65,638	20,751	18,359	1,689,503	Communication Equipment and Consumer Electronics	75
-	-	-	-	-	Irradiation Equipment, Electro Medical and Electrotherapeutic	76
-	-	-	-	-	Measuring Equipment, Testing, Navigating and Control	77
-	-	-	-	386	Optical Instruments, Photographic Equipment, Magnetic and Optical Media	78
-	-	-	-	-	Watches and Clocks	79
766,855	65,513	15,531	41,789	147,718	Motor Vehicles, Trailers and Semi Trailers	80
-	-	-	-	-	Motorcycles	81
-	-	-	-	-	Ships, Boats, Bicycles and Invalid Carriages	82
-	-	-	-	-	Other Transport Equipment	83
1,680	1,584	448	689	7,410	Other Manufacturing	84
97,789	115,146	16,763	32,119	177,016	Repair & Installation of Machinery and Equipment	85
207,689	430,751	64,278	77,687	736,979	Electricity and Gas	86
22,423	17,242	2,830	11,297	30,715	Water	87
1,821	2,483	488	954	4,307	Sewerage, Waste Management and Remediation Activities	88
-	-	-	-	-	Residential Buildings	89
-	-	-	-	-	Non-Residential Buildings	90
-	-	-	-	-	Civil Engineering	91
-	-	-	-	-	Specialised Construction Activities	92
1,345,844	1,304,122	223,973	396,773	2,134,495	Wholesale & Retail Trade, Repair of Motor Vehicles and Motorcycles	93
-	-	-	-	-	Accommodation	94
11,918	4,390	3,495	8,457	34,178	Food and Beverage	95
71,039	71,534	12,966	24,640	131,065	Land Transport	96
36,240	38,269	6,688	12,305	68,110	Water Transport	97
11,855	11,371	2,141	4,198	19,624	Air Transport	98
11,915	12,335	2,222	4,104	22,374	Warehousing and Support Activities for Transportation	99
-	-	-	-	-	Services Incidental to Water and Air Transportation	100
-	-	-	-	-	Highway Operation Services, Bridge and Tunnel	101
2,795	2,445	737	2,495	8,774	Postal and Courier Activities	102
-	-	-	-	-	Publishing Activities	103
28,470	10,033	4,497	15,014	64,894	Telecommunications	104
-	-	-	-	-	Motion Picture, Programming and Broadcasting Activities	105
569	808	221	487	7,787	Computer and Information Services	106
94,413	100,989	16,822	31,165	193,547	Monetary Intermediation	107
13,269	15,049	2,332	4,230	26,515	Other Financial Service	108
45,224	41,380	9,567	21,747	107,077	Insurance/ Takaful and Pension Funding	109
1,726	679	321	1,546	2,190	Activities Auxiliary to Financial Service and Insurance/ Takaful	110
39,162	21,143	5,438	15,683	45,836	Real Estate	111
-	-	-	-	-	Ownership of Dwellings	112
10	5	17	-	259	Rental and Leasing	113
-	-	-	-	-	Scientific Research and Development	114
188,803	266,064	26,136	64,686	293,058	Professional	115
25,075	4,364	3,981	2,812	10,550	Business Services	116
-	-	-	-	-	Public Administration	117
-	-	-	-	-	Education	118
-	-	-	-	-	Health	119
-	-	-	-	-	Public Order and Safety	120
-	-	-	-	-	Other Public Administration	121
-	-	-	-	-	Non-Profit Institutions Serving Households	122
-	-	-	-	-	Arts, Entertainment and Recreation	123
-	-	-	-	-	Other Private Services	124
7,095,294	**6,993,706**	**1,228,946**	**2,281,462**	**12,350,176**	TOTAL INTERMEDIATE INPUT	
-	-	-	-	-	Direct Purchases Abroad by Residents	
-	-	-	-	-	Domestic Purchases by Non-Residents	
7,095,294	**6,993,706**	**1,228,946**	**2,281,462**	**12,350,176**	TOTAL INPUT	
702,638	**1,371,862**	**186,177**	**301,772**	**3,717,381**	Imported Commodities	
120,141	80,622	14,560	28,995	157,881	Taxes on Products	
7,913	5,059	323	1,170	9,579	Subsidies on Products	
2,851,948	2,300,683	482,386	1,031,759	4,707,060	Gross Value Added	
1,539,261	2,413,083	498,402	526,333	3,119,166	Compensation of Employees	
(25,785)	(31,431)	(4,573)	(5,403)	(45,985)	Other Net Taxes on Production	
1,338,473	(80,969)	(11,443)	510,829	1,633,879	Operating Surplus, Gross	
348,072	347,415	61,830	117,817	676,696	Consumption of Fixed Capital	
990,401	(428,384)	(73,273)	393,011	957,183	Operating Surplus, Net	
10,762,108	**10,741,814**	**1,911,747**	**3,642,818**	**20,922,920**	TOTAL OUTPUT	

Jadual 13: Jadual Penggunaan Domestik pada Harga Asas, Komoditi mengikut Aktiviti (RM'000), 2020

Table 13: Domestic Use Tables at Basic Prices, Commodity by Activity (RM'000), 2020

	Komoditi / Aktiviti	Kertas & Produk Kertas dan Perabot *Paper & Paper Products and Furniture*	Penerbitan Semula Media Rakaman *Reproduction of Recorded Media*	Percetakan *Printing*	Kok dan Produk Petroleum Bertapis *Coke and Refined Petroleum Products*	Kimia Asas *Basic Chemicals*
		41	42	43	44	45
1	Padi	-	-	-	-	57
2	Tanaman Makanan	-	-	-	-	-
3	Sayur-sayuran	-	-	-	-	28
4	Buah-buahan	-	-	-	-	-
5	Getah	-	-	-	-	-
6	Kelapa Sawit	-	-	-	-	-
7	Tanaman Bunga	-	-	-	-	-
8	Pertanian Lain	-	-	-	-	17
9	Ternakan Ayam dan Itik	-	-	-	-	-
10	Ternakan Lain	-	-	-	-	-
11	Perhutanan dan Pembalakan	66,505	-	-	-	-
12	Perikanan dan Akuakultur	-	-	-	-	-
13	Minyak Mentah dan Gas Asli	-	-	-	55,637,828	-
14	Perlombongan Bijih Besi	-	-	-	-	4,361
15	Pengkuarian Batu, Pasir dan Tanah Liat	-	-	-	-	23,429
16	Perlombongan dan Pengkuarian Lain	-	-	-	-	111
17	Pemprosesan dan Pengawetan Daging	-	-	-	-	-
18	Pemprosesan dan Pengawetan Makanan Laut	-	-	-	-	-
19	Pemprosesan dan Pengawetan Buah-buahan & Sayur-sayuran	-	-	-	-	3,396
20	Produk Tenusu	-	-	-	-	-
21	Minyak & Lemak Sayuran dan Haiwan	-	-	-	-	-
22	Produk Bijian, Kanji dan Produk Berkanji	-	-	-	-	-
23	Produk Bakeri	-	-	-	-	-
24	Manisan	-	-	-	-	200,411
25	Prosesan Makanan Lain	-	-	-	-	5
26	Makanan Haiwan Tersedia	-	-	-	-	-
27	Spirit, Wain dan Minuman Keras	-	-	-	-	-
28	Minuman Ringan, Air Mineral dan Minuman Lain yang Dibotolkan	-	-	-	-	511
29	Produk Tembakau	-	-	-	-	-
30	Penyediaan, Pemintalan dan Penenunan Tekstil	99,445	-	7,821	-	-
31	Penyiapan Akhir Tekstil	8	-	68	-	-
32	Tekstil Lain	16,046	-	2,324	103	847
33	Pakaian	4,359	43	5,913	1,850	7,523
34	Produk Kulit	7,830	-	-	-	-
35	Kasut	1,412	-	-	-	-
36	Pengilangan dan Pengetaman Kayu	1,999,019	-	36,960	1,289	2,855
37	Kepingan Venier dan Panel berasaskan Kayu	1,148,841	43	28,605	8,065	2,996
38	Pertukangan Kayu dan Tanggam untuk Jurubina	5,526	-	-	-	-
39	Bekas Kayu dan Produk Kayu Lain	118,624	66	2,128	406	33,423
40	Kertas dan Produk Kertas	57,679	383	975,385	3,289	27,975
41	Perabot	286,078	21	5,766	12,479	22,307
42	Penerbitan Semula Media Rakaman	-	389	13,657	-	-
43	Percetakan	1,342	344	405,738	1,281	1,627
44	Kok dan Produk Petroleum Bertapis	250,899	817	182,998	7,233,721	18,213,324
45	Kimia Asas	154,401	989	369,210	5,051,929	5,733
46	Baja dan Sebatian Nitrogen	389	-	7	-	16,584
47	Cat dan Varnis	172,405	2	335,615	2,948	21,366
48	Produk Farmaseutikal, Kimia Perubatan dan Botani	45,482	-	86,996	553	2,160
49	Sabun & Bahan Pencuci, Pencuci dan Pengilat, Pewangi dan Dandanan Diri	79	-	252	-	103
50	Produk Kimia Lain	100,645	544	144,012	290,854	153,452
51	Tayar dan Tiub Getah	257	-	-	111,372	-
52	Prosesan Getah	25,201	-	-	-	-
53	Sarung Tangan Getah	20,114	-	1,215	-	-
54	Produk Getah Lain	18,053	-	2,378	-	-
55	Produk Plastik	26,601	1,413	18,683	23,235	57,520
56	Kaca dan Produk Kaca	10,578	-	173	86	18,177
57	Produk Refraktori, Tanah Liat, Porselin dan Seramik	849	-	-	-	15,037
58	Simen, Kapur dan Plaster	2,469	-	-	-	174,714
59	Produk Mineral bukan Logam	18,474	-	2,907	1,874	8,606
60	Besi dan Keluli Asas	107,004	-	9,191	437	56,920
61	Logam Asas Berharga dan Logam bukan Ferus Lain	41,832	-	18,798	254,225	53,697
62	Pengacuan Logam	2,351	-	1,961	-	-
63	Produk Struktur Logam, Tangki, Takungan dan Penjana Wap	111,213	-	3,461	102	197,673
64	Produk Logam Lain yang Direka	458,083	176	28,262	21,969	133,435
65	Enjin & Turbin, Alatan Kuasa Bendalir, Pam, Pemampat, Kepala Paip dan Injap Lain	-	-	-	-	-
66	Jentera Kegunaan Umum Lain	32,670	123	28,008	70,636	126,657
67	Senjata, Peluru dan Mesin bertujuan Khas	2,440	-	509	450	476
68	Perkakasan Domestik	-	-	241	-	-

Jadual 13: Jadual Penggunaan Domestik pada Harga Asas, Komoditi mengikut Aktiviti (RM'000), 2020

Table 13: Domestic Use Tables at Basic Prices, Commodity by Activity (RM'000), 2020

Baja dan Sebatian Nitrogen *Fertilizers and Nitrogen Compounds*	**Cat dan Varnis** *Paints and Varnishes*	**Produk Farmaseutikal, Kimia Perubatan dan Botani** *Pharmaceuticals, Medicinal Chemical and Botanical Products*	**Sabun & Bahan Pencuci, Pencuci dan Pengilat, Pewangi & Dandanan Diri** *Soap & Detergents, Cleaning dan Polishing, Perfumes & Toilet Preparations*	**Produk Kimia Lain** *Other Chemicals Products*	***Activity*** / ***Commodity***	
46	**47**	**48**	**49**	**50**		
-	-	-	-	-	***Paddy***	***1***
-	-	2,556	-	-	***Food Crops***	***2***
-	-	854	-	-	***Vegetables***	***3***
-	-	43	-	-	***Fruits***	***4***
-	-	-	-	-	***Rubber***	***5***
-	-	-	-	-	***Oil Palm***	***6***
-	-	1,027	-	-	***Flower Plants***	***7***
110	-	294	-	-	***Other Agriculture***	***8***
-	-	-	-	-	***Poultry Farming***	***9***
-	-	-	-	-	***Other Livestock***	***10***
-	-	-	-	-	***Forestry and Logging***	***11***
-	-	65	-	-	***Fishing and Aquaculture***	***12***
-	-	-	-	-	***Crude Oil and Natural Gas***	***13***
-	-	-	-	-	***Mining of Metal Ores***	***14***
-	-	-	-	66	***Quarrying of Stone, Sand and Clay***	***15***
16,691	-	-	-	2,189	***Other Mining and Quarrying***	***16***
8,055	-	-	-	-	***Processing and Preserving of Meat***	***17***
543	-	-	-	-	***Processing and Preserving of Seafood***	***18***
-	-	401	-	-	***Processing and Preserving of Fruits & Vegetables***	***19***
-	-	-	130	-	***Dairy Products***	***20***
-	-	10,665	38,358	-	***Vegetable & Animal Oils and Fats***	***21***
9,435	-	-	70	-	***Grain Mill Products, Starches and Starch Products***	***22***
-	-	-	-	-	***Bakery Products***	***23***
92	-	-	-	-	***Confectionery***	***24***
-	-	-	1,359	5	***Other Food Processing***	***25***
-	-	-	-	-	***Prepared Animal Feeds***	***26***
-	-	-	-	-	***Spirits, Wines and Liquors***	***27***
-	-	4,038	275	-	***Soft Drinks, Mineral Waters and Other Bottled Waters***	***28***
-	-	-	-	-	***Tobacco Products***	***29***
-	-	9,653	55	692	***Preparation, Spinning and Weaving of Textiles***	***30***
12	65	-	485	-	***Finishing of Textiles***	***31***
13	155	6,467	170	8,781	***Other Textiles***	***32***
2,029	2,466	1,810	1,390	28,767	***Wearing Apparel***	***33***
-	-	-	-	-	***Leather Products***	***34***
-	-	14,752	-	85	***Footwear***	***35***
21,492	-	-	-	951	***Sawmilling and Planning of Wood***	***36***
1,295	7,349	781	1,299	84,283	***Veneer Sheets and Wood-based Panels***	***37***
-	-	-	-	-	***Builders' Carpentry and Joinery***	***38***
195	2,252	538	4,516	138,028	***Wooden Containers and Other Wood Products***	***39***
1,716	6,028	20,525	40,130	113,631	***Paper and Paper Products***	***40***
1,100	1,793	10,238	3,476	28,124	***Furniture***	***41***
-	-	-	-	-	***Reproduction of Recorded Media***	***42***
211	449	881	659	6,419	***Printing***	***43***
378,661	39,585	46,115	328,620	3,294,059	***Coke and Refined Petroleum Products***	***44***
290,689	511,106	374,502	554,200	6,678,875	***Basic Chemicals***	***45***
14,976	54	6,997	1,574	102,943	***Fertilizers and Nitrogen Compounds***	***46***
34,128	241,295	3	1,308	63,653	***Paints and Varnishes***	***47***
-	1,582	47,395	8,365	5,681	***Pharmaceuticals, Medicinal Chemical and Botanical Products***	***48***
-	95	294	61,146	1,032	***Soaps & Detergents, Cleaning & Polishing, Perfumes and Toilet Preparations***	***49***
41,572	333,611	653,515	121,297	2,822,226	***Other Chemicals Products***	***50***
-	-	-	-	-	***Rubber Tyres and Tubes***	***51***
-	-	288	-	19,111	***Rubber Processing***	***52***
-	-	96,803	-	-	***Rubber Gloves***	***53***
-	-	-	-	-	***Other Rubber Products***	***54***
50,947	25,756	44,386	73,954	959,113	***Plastic Products***	***55***
-	235	13,509	3,229	65,582	***Glass and Glass Products***	***56***
-	-	-	-	1,397	***Refractory, Clay, Porcelain and Ceramic Products***	***57***
-	-	-	-	59	***Cement, Lime and Plaster***	***58***
489	2,517	64	-	222,543	***Non-Metallic Mineral Products***	***59***
-	-	-	2,732	3,544	***Basic Iron and Steel***	***60***
68	4,011	473	9	55,147	***Basic Precious and Other Non-Ferrous Metals***	***61***
-	-	-	-	-	***Casting of Metals***	***62***
-	-	82	519	1,058	***Structural Metal Products, Tanks, Reservoirs and Steam Generators***	***63***
31	56,764	11,752	3,017	140,200	***Other Fabricated Metal Products***	***64***
-	-	-	-	-	***Engines & Turbines, Fluid Power Equipment, Other Pumps, Compressors, Taps and Valves***	***65***
6,220	7,482	34,178	18,181	158,491	***Other General Purpose Machinery***	***66***
4	2,072	-	64	644	***Weapons, Ammunition and Special Purpose Machinery***	***67***
-	-	70	-	-	***Domestic Appliances***	***68***

Jadual 13: Jadual Penggunaan Domestik pada Harga Asas, Komoditi mengikut Aktiviti (RM'000), 2020

Table 13: Domestic Use Tables at Basic Prices, Commodity by Activity (RM'000), 2020

	Komoditi \ Aktiviti	Kertas & Produk Kertas dan Perabot *Paper & Paper Products and Furniture*	Penerbitan Semula Media Rakaman *Reproduction of Recorded Media*	Percetakan *Printing*	Kok dan Produk Petroleum Bertapis *Coke and Refined Petroleum Products*	Kimia Asas *Basic Chemicals*
		41	42	43	44	45
69	Komputer, Peranti, Mesin dan Kelengkapan Pejabat	14,890	8,195	13,184	4,320	4,445
70	Motor Elektrik, Penjana dan Transformer	-	-	216	-	-
71	Perkakasan Pengagihan & Pengawalan Elektrik, Bateri dan Akumulator	139	-	2,876	-	-
72	Kabel Gentian Optikal, Elektronik dan Elektrik Lain	107	-	-	-	-
73	Alatan Pendawaian, Kelengkapan Pencahayaan Elektrik dan Elektrik Lain	56	-	-	-	-
74	Komponen dan Papan Elektronik	333,387	-	157	-	573
75	Peralatan Komunikasi dan Elektronik Pengguna	47,373	507	794,689	3,921	13,006
76	Peralatan Penyinaran, Perubatan Elektro dan Elektroterapeutik	-	-	-	-	-
77	Kelengkapan Mengukur, Menguji, Memandu Arah dan Kawalan	2,364	-	19,398	-	1,074
78	Instrumen Optikal, Alatan Fotografi, Media Magnetik dan Optikal	373	-	1,109	-	-
79	Jam Tangan dan Jam	-	-	-	-	-
80	Kenderaan Bermotor, Treler dan Semi Treler	122,150	1,161	115,159	85,442	132,282
81	Motosikal	-	-	-	-	-
82	Kapal, Bot, Basikal dan 'Invalid Carriages'	-	-	-	-	-
83	Kelengkapan Pengangkutan Lain	-	-	-	-	-
84	Pembuatan Lain	3,312	816	3,764	3,043	3,866
85	Pembaikan & Pemasangan Mesin dan Kelengkapan	146,634	175	61,682	291,622	458,374
86	Elektrik dan Gas	288,444	644	175,830	539,580	1,697,575
87	Air	40,880	196	26,821	35,743	143,306
88	Pembetungan, Pengurusan Sisa dan Aktiviti Pemulihan	4,137	460	3,652	5,002	6,745
89	Bangunan Kediaman	-	-	-	-	-
90	Bangunan Bukan Kediaman	-	-	-	-	-
91	Kejuruteraan Awam	-	-	-	-	-
92	Aktiviti Pembinaan Pertukangan Khas	-	-	-	-	-
93	Perdagangan Borong & Runcit, Pembaikan Kenderaan Bermotor dan Motosikal	1,550,823	4,397	947,046	20,839,868	5,305,072
94	Penginapan	-	-	-	-	-
95	Makanan dan Minuman	29,298	118	31,077	25,948	80,919
96	Pengangkutan Darat	93,706	298	61,164	1,016,051	312,227
97	Pengangkutan Air	47,131	149	30,031	556,684	160,625
98	Pengangkutan Udara	15,857	51	10,583	157,299	51,692
99	Penggudangan dan Aktiviti Sokongan untuk Pengangkutan	15,803	232	10,549	173,462	52,536
100	Perkhidmatan berkaitan Pengangkutan Air dan Udara	-	-	-	-	-
101	Perkhidmatan Operasi Lebuhraya, Jambatan dan Terowong	-	-	-	-	-
102	Perkhidmatan Pos dan Kurier	5,846	16	18,731	2,393	8,944
103	Aktiviti Penerbitan	-	-	-	-	-
104	Telekomunikasi	68,138	145	51,534	20,115	42,828
105	Aktiviti Wayang Gambar, Pemprograman dan Penyiaran	-	-	-	-	-
106	Perkhidmatan Komputer dan Maklumat	2,322	43	4,969	38,978	26,739
107	Perantaraan Kewangan	128,483	450	92,470	1,514,211	382,255
108	Perkhidmatan Kewangan Lain	37,316	46	13,797	65,577	35,693
109	Insurans/ Takaful dan Tabungan Pencen	80,919	68	66,624	143,513	195,740
110	Aktiviti Sokongan Perkhidmatan Kewangan dan Insurans/ Takaful	5,930	14	3,023	2,240	2,251
111	Hartanah	35,197	334	43,854	124,303	50,489
112	Pemilikan Kediaman	-	-	-	-	-
113	Sewaan dan Pajakan	30	-	19	25	2,501
114	Penyelidikan dan Pembangunan Saintifik	-	-	-	-	-
115	Profesional	270,649	519	268,899	799,553	552,186
116	Perkhidmatan Perniagaan	15,688	34	22,902	74,627	47,147
117	Pentadbiran Awam	-	-	-	-	-
118	Pendidikan	-	-	-	-	-
119	Kesihatan	-	-	-	-	-
120	Ketenteraman dan Keselamatan Awam	-	-	-	-	-
121	Pentadbiran Awam Lain	-	-	-	-	-
122	Institusi bukan Keuntungan yang Berkhidmat kepada Isi Rumah	-	-	-	-	-
123	Kesenian, Hiburan dan Rekreasi	-	-	-	-	-
124	Perkhidmatan Swasta Lain	-	-	-	-	-
	JUMLAH INPUT PERANTARAAN	**8,822,585**	**24,423**	**5,615,050**	**95,254,506**	**29,358,605**
	Pembelian Langsung oleh Residen di Luar Negeri	-	-	-	-	-
	Pembelian Dalam Negeri oleh Bukan Residen	-	-	-	-	-
	JUMLAH INPUT	**8,822,585**	**24,423**	**5,615,050**	**95,254,506**	**29,358,605**
	Komoditi Import	**1,830,281**	**12,908**	**2,034,496**	**30,944,859**	**2,482,289**
	Cukai ke atas Produk	115,028	421	91,643	757,709	422,059
	Subsidi ke atas Produk	3,291	10	2,349	92,820	236,751
	Nilai Ditambah Kasar	4,466,192	16,749	3,951,725	41,448,077	15,121,512
	Pampasan Pekerja	3,359,070	9,650	2,814,137	1,917,078	2,315,930
	Cukai Bersih Lain ke atas Pengeluaran	(34,418)	(117)	(26,608)	(415,761)	(123,577)
	Lebihan Kendalian, Kasar	1,141,539	7,216	1,164,197	39,946,761	12,929,158
	Penggunaan Modal Tetap	492,599	1,762	378,100	6,997,847	1,960,240
	Lebihan Kendalian, Bersih	648,940	5,453	786,097	32,948,913	10,968,918
	JUMLAH OUTPUT	**15,230,795**	**54,490**	**11,690,564**	**168,312,332**	**47,147,714**

Jadual 13: Jadual Penggunaan Domestik pada Harga Asas, Komoditi mengikut Aktiviti (RM'000), 2020

Table 13: Domestic Use Tables at Basic Prices, Commodity by Activity (RM'000), 2020

Baja dan Sebatian Nitrogen *Fertilizers and Nitrogen Compounds*	Cat dan Varnis *Paints and Varnishes*	Produk Farmaseutikal, Kimia Perubatan dan Botani *Pharmaceuticals, Medicinal Chemical and Botanical Products*	Sabun & Bahan Pencuci, Pencuci dan Pengilat, Pewangi & Dandanan Diri *Soap & Detergents, Cleaning dan Polishing, Perfumes & Toilet Preparations*	Produk Kimia Lain *Other Chemicals Products*	Activity / Commodity	
46	47	48	49	50		
410	466	2,140	1,161	5,969	Computers, Peripheral, Office Equipment and Machinery	69
-	-	-	-	-	Electric Motors, Generators and Transformers	70
1	-	-	313	23,382	Electricity Distribution & Control Apparatus, Batteries and Accumulators	71
-	-	-	-	-	Fibre Optic Cables, Electronic and Other Electric	72
-	-	-	-	-	Wiring Devices, Electric Lighting Equipment and Other Electrical	73
-	1,464	3,412	-	-	Electronic Components and Boards	74
1,605	6,443	26,266	34,638	61,308	Communication Equipment and Consumer Electronics	75
-	-	484	-	-	Irradiation Equipment, Electro Medical and Electrotherapeutic	76
-	-	-	-	-	Measuring Equipment, Testing, Navigating and Control	77
-	-	-	-	-	Optical Instruments, Photographic Equipment, Magnetic and Optical Media	78
-	-	-	-	3,657	Watches and Clocks	79
6,839	11,482	68,213	19,968	217,414	Motor Vehicles, Trailers and Semi Trailers	80
-	-	-	-	-	Motorcycles	81
-	-	-	-	-	Ships, Boats, Bicycles and Invalid Carriages	82
-	-	-	-	-	Other Transport Equipment	83
500	1,067	2,092	1,565	15,249	Other Manufacturing	84
39,235	97,694	45,855	57,236	368,995	Repair & Installation of Machinery and Equipment	85
36,457	492,399	124,555	122,643	1,027,119	Electricity and Gas	86
13,120	5,700	9,699	16,798	111,705	Water	87
742	1,616	2,428	1,653	15,957	Sewerage, Waste Management and Remediation Activities	88
-	-	-	-	-	Residential Buildings	89
-	-	-	-	-	Non-Residential Buildings	90
-	-	-	-	-	Civil Engineering	91
-	-	-	-	-	Specialised Construction Activities	92
260,250	485,455	432,022	624,238	4,500,407	Wholesale & Retail Trade, Repair of Motor Vehicles and Motorcycles	93
-	-	-	-	-	Accommodation	94
1,950	13,637	14,310	8,296	42,473	Food and Beverage	95
15,413	30,285	30,356	45,581	272,245	Land Transport	96
7,811	14,846	14,191	21,700	138,341	Water Transport	97
2,609	5,252	5,482	8,106	45,985	Air Transport	98
2,606	5,038	5,141	7,442	49,163	Warehousing and Support Activities for Transportation	99
-	-	-	-	-	Services Incidental to Water and Air Transportation	100
-	-	-	-	-	Highway Operation Services, Bridge and Tunnel	101
517	2,296	3,905	4,430	13,640	Postal and Courier Activities	102
-	-	-	-	-	Publishing Activities	103
7,406	13,855	16,002	27,122	114,372	Telecommunications	104
-	-	-	-	-	Motion Picture, Programming and Broadcasting Activities	105
2,567	2,618	1,311	3,258	17,354	Computer and Information Services	106
30,557	46,528	46,843	69,974	413,266	Monetary Intermediation	107
3,580	5,356	6,529	8,821	48,922	Other Financial Service	108
14,732	23,999	20,056	124,048	161,653	Insurance/ Takaful and Pension Funding	109
378	559	1,237	4,048	3,942	Activities Auxiliary to Financial Service and Insurance/ Takaful	110
5,043	9,707	21,797	15,267	57,207	Real Estate	111
-	-	-	-	-	Ownership of Dwellings	112
-	886	298	576	1,975	Rental and Leasing	113
-	-	-	-	-	Scientific Research and Development	114
193,210	156,726	122,383	133,034	595,901	Professional	115
8,210	11,415	20,584	22,368	131,853	Business Services	116
-	-	-	-	-	Public Administration	117
-	-	-	-	-	Education	118
-	-	-	-	-	Health	119
-	-	-	-	-	Public Order and Safety	120
-	-	-	-	-	Other Public Administration	121
-	-	-	-	-	Non-Profit Institutions Serving Households	122
-	-	-	-	-	Arts, Entertainment and Recreation	123
-	-	-	-	-	Other Private Services	124
1,536,522	**2,693,511**	**2,463,603**	**2,654,874**	**23,466,833**	TOTAL INTERMEDIATE INPUT	
-	-	-	-	-	Direct Purchases Abroad by Residents	
-	-	-	-	-	Domestic Purchases by Non-Residents	
1,536,522	**2,693,511**	**2,463,603**	**2,654,874**	**23,466,833**	TOTAL INPUT	
1,005,292	**1,165,052**	**1,416,160**	**3,102,254**	**10,857,282**	Imported Commodities	
25,927	40,170	46,818	110,191	361,382	Taxes on Products	
7,627	518	1,927	4,710	61,075	Subsidies on Products	
1,107,801	1,673,383	2,386,186	2,033,821	7,645,208	Gross Value Added	
262,979	710,123	587,497	639,301	1,892,917	Compensation of Employees	
(10,377)	(14,277)	(10,711)	(14,059)	(89,157)	Other Net Taxes on Production	
855,198	977,538	1,809,400	1,408,580	5,841,448	Operating Surplus, Gross	
152,499	231,648	262,383	328,306	1,757,426	Consumption of Fixed Capital	
702,699	745,890	1,547,017	1,080,273	4,084,022	Operating Surplus, Net	
3,667,915	**5,571,598**	**6,310,839**	**7,896,431**	**42,269,631**	TOTAL OUTPUT	

Jadual 13: Jadual Penggunaan Domestik pada Harga Asas, Komoditi mengikut Aktiviti (RM'000), 2020

Table 13: Domestic Use Tables at Basic Prices, Commodity by Activity (RM'000), 2020

	Komoditi / Aktiviti	Tayar dan Tiub Getah *Rubber Tyres and Tubes*	Prosesan Getah *Rubber Processing*	Sarung Tangan Getah *Rubber Gloves*	Produk Getah Lain *Other Rubber Products*	Produk Plastik *Plastic Products*
		51	52	53	54	55
1	Padi	-	-	-	-	-
2	Tanaman Makanan	-	-	-	-	-
3	Sayur-sayuran	-	-	-	-	-
4	Buah-buahan	-	-	-	-	-
5	Getah	-	44,121	19,758	2,894	-
6	Kelapa Sawit	-	-	-	-	-
7	Tanaman Bunga	-	-	-	-	-
8	Pertanian Lain	-	-	-	-	-
9	Ternakan Ayam dan Itik	-	-	-	-	-
10	Ternakan Lain	-	-	-	-	-
11	Perhutanan dan Pembalakan	-	-	-	-	-
12	Perikanan dan Akuakultur	-	-	-	-	-
13	Minyak Mentah dan Gas Asli	-	-	-	-	-
14	Perlombongan Bijih Besi	-	-	-	-	-
15	Pengkuarian Batu, Pasir dan Tanah Liat	-	110,655	-	3,504	-
16	Perlombongan dan Pengkuarian Lain	-	-	-	-	-
17	Pemprosesan dan Pengawetan Daging	-	-	-	-	-
18	Pemprosesan dan Pengawetan Makanan Laut	-	-	-	-	-
19	Pemprosesan dan Pengawetan Buah-buahan & Sayur-sayuran	-	-	-	-	-
20	Produk Tenusu	-	-	-	-	-
21	Minyak & Lemak Sayuran dan Haiwan	-	-	85,622	6,752	71,026
22	Produk Bijian, Kanji dan Produk Berkanji	-	-	-	-	-
23	Produk Bakeri	-	-	-	-	-
24	Manisan	-	-	-	-	-
25	Prosesan Makanan Lain	-	-	-	-	-
26	Makanan Haiwan Tersedia	-	-	-	-	-
27	Spirit, Wain dan Minuman Keras	-	-	-	-	-
28	Minuman Ringan, Air Mineral dan Minuman Lain yang Dibotolkan	-	-	-	-	-
29	Produk Tembakau	-	-	-	-	-
30	Penyediaan, Pemintalan dan Penenunan Tekstil	-	22,247	25,336	5,590	54,589
31	Penyiapan Akhir Tekstil	-	-	-	-	37
32	Tekstil Lain	593	1,902	5,494	11,333	13,349
33	Pakaian	1,043	5,388	16,316	5,261	10,688
34	Produk Kulit	-	-	-	-	-
35	Kasut	-	78	-	16	447
36	Pengilangan dan Pengetaman Kayu	-	-	-	47,856	-
37	Kepingan Venier dan Panel berasaskan Kayu	1,307	38,393	5,264	14,362	41,759
38	Pertukangan Kayu dan Tanggam untuk Jurubina	-	-	-	-	-
39	Bekas Kayu dan Produk Kayu Lain	650	4,096	8,199	6,172	14,359
40	Kertas dan Produk Kertas	2,233	4,156	61,876	12,786	166,468
41	Perabot	1,906	7,232	15,468	7,409	16,718
42	Penerbitan Semula Media Rakaman	-	-	-	-	-
43	Percetakan	320	778	1,952	1,639	28,118
44	Kok dan Produk Petroleum Bertapis	88,011	1,447,945	1,968,576	148,426	325,182
45	Kimia Asas	295,843	483,561	1,030,071	208,288	841,459
46	Baja dan Sebatian Nitrogen	22	1	747	317	56,218
47	Cat dan Varnis	77	3,571	806	16,795	77,303
48	Produk Farmaseutikal, Kimia Perubatan dan Botani	6,717	27,706	-	-	15,605
49	Sabun & Bahan Pencuci, Pencuci dan Pengilat, Pewangi dan Dandanan Diri	-	-	19	120	192
50	Produk Kimia Lain	272,212	1,046,587	3,104,323	414,529	5,747,189
51	Tayar dan Tiub Getah	402,649	623,161	-	1,340	3,798
52	Prosesan Getah	717,516	1,629,544	1,022,422	480,939	42,339
53	Sarung Tangan Getah	39,530	4,196	4,092,055	217,783	9,272
54	Produk Getah Lain	-	-	-	24,550	-
55	Produk Plastik	1,990	52,998	193,355	236,233	1,162,743
56	Kaca dan Produk Kaca	-	1	800	142	3,352
57	Produk Refraktori, Tanah Liat, Porselin dan Seramik	-	-	-	421	10,433
58	Simen, Kapur dan Plaster	-	-	-	-	1,389
59	Produk Mineral bukan Logam	4	-	-	-	87,076
60	Besi dan Keluli Asas	19,998	9,284	751	46,644	32,895
61	Logam Asas Berharga dan Logam bukan Ferus Lain	22	6,738	-	27,653	21,603
62	Pengacuan Logam	-	-	-	-	-
63	Produk Struktur Logam, Tangki, Takungan dan Penjana Wap	4,153	2,099	591	54,184	172,197
64	Produk Logam Lain yang Direka	24,359	32,028	1,027	78,767	226,293
65	Enjin & Turbin, Alatan Kuasa Bendalir, Pam, Pemampat, Kepala Paip dan Injap Lain	341	-	-	865	-
66	Jentera Kegunaan Umum Lain	10,606	32,768	85,558	26,699	90,134
67	Senjata, Peluru dan Mesin bertujuan Khas	2	-	-	38	6,355
68	Perkakasan Domestik	-	-	-	-	-

Jadual 13: Jadual Penggunaan Domestik pada Harga Asas, Komoditi mengikut Aktiviti (RM'000), 2020

Table 13: Domestic Use Tables at Basic Prices, Commodity by Activity (RM'000), 2020

Kaca dan Produk Kaca *Glass and Glass Products*	Produk Refraktori, Tanah Liat, Porselin dan Seramik *Refractory, Clay, Porcelain and Ceramic Products*	Simen, Kapur dan Plaster *Cement, Lime and Plaster*	Produk Mineral Bukan Logam *Non-Metallic Mineral Products*	Besi Asas dan Keluli *Basic Iron and Steel*	Activity / Commodity	
56	57	58	59	60		
-	-	-	-	-	Paddy	1
-	-	-	-	-	Food Crops	2
-	-	-	-	-	Vegetables	3
-	-	-	-	-	Fruits	4
-	-	-	-	-	Rubber	5
-	-	-	-	-	Oil Palm	6
-	-	-	-	-	Flower Plants	7
-	-	-	-	-	Other Agriculture	8
-	-	-	-	-	Poultry Farming	9
-	-	-	-	-	Other Livestock	10
-	-	-	-	-	Forestry and Logging	11
-	-	-	-	-	Fishing and Aquaculture	12
-	-	-	-	-	Crude Oil and Natural Gas	13
6	22	94	321	616,455	Mining of Metal Ores	14
19,582	296,083	723,655	1,406,976	2,216	Quarrying of Stone, Sand and Clay	15
31	1,169	-	6,396	-	Other Mining and Quarrying	16
-	-	-	-	-	Processing and Preserving of Meat	17
-	-	-	-	-	Processing and Preserving of Seafood	18
-	-	-	-	-	Processing and Preserving of Fruits & Vegetables	19
-	-	-	-	-	Dairy Products	20
-	3,271	-	-	-	Vegetable & Animal Oils and Fats	21
-	-	-	-	-	Grain Mill Products, Starches and Starch Products	22
-	-	-	-	-	Bakery Products	23
-	-	-	-	-	Confectionery	24
-	-	-	-	-	Other Food Processing	25
-	-	-	-	-	Prepared Animal Feeds	26
-	-	-	-	-	Spirits, Wines and Liquors	27
-	1	-	-	-	Soft Drinks, Mineral Waters and Other Bottled Waters	28
-	-	-	-	-	Tobacco Products	29
9,637	-	-	-	-	Preparation, Spinning and Weaving of Textiles	30
-	-	-	-	-	Finishing of Textiles	31
571	256	817	2,449	541	Other Textiles	32
1,484	1,270	2,597	5,199	12,141	Wearing Apparel	33
-	-	-	-	-	Leather Products	34
-	1,640	-	-	-	Footwear	35
-	-	305	1,845	54,802	Sawmilling and Planning of Wood	36
40,946	18,869	18,915	31,831	66,005	Veneer Sheets and Wood-based Panels	37
49	6	-	91	-	Builders' Carpentry and Joinery	38
2,494	2,973	229	11,512	30,455	Wooden Containers and Other Wood Products	39
5,146	7,786	48,340	45,611	98,026	Paper and Paper Products	40
5,217	4,121	6,775	11,958	68,532	Furniture	41
-	-	-	-	-	Reproduction of Recorded Media	42
335	1,221	345	4,837	37,533	Printing	43
243,697	462,717	581,602	1,361,098	1,152,211	Coke and Refined Petroleum Products	44
402,680	200,977	161,858	352,152	570,103	Basic Chemicals	45
-	-	-	600	12	Fertilizers and Nitrogen Compounds	46
93	9,294	19,057	262,167	128,921	Paints and Varnishes	47
6,792	-	-	30,175	-	Pharmaceuticals, Medicinal Chemical and Botanical Products	48
1	-	-	183	4	Soaps & Detergents, Cleaning & Polishing, Perfumes and Toilet Preparations	49
160,078	57,319	43,271	132,445	275,852	Other Chemicals Products	50
-	-	12	-	19	Rubber Tyres and Tubes	51
3,932	4,861	-	81	-	Rubber Processing	52
259	-	-	13	-	Rubber Gloves	53
-	-	-	-	-	Other Rubber Products	54
35,490	10,391	57,073	33,592	29,619	Plastic Products	55
155,848	4,155	30	13,012	37,891	Glass and Glass Products	56
46,500	96,364	47,871	28,170	4,426	Refractory, Clay, Porcelain and Ceramic Products	57
58,819	64,641	1,676,969	1,389,004	5,397	Cement, Lime and Plaster	58
65,662	104,124	747,859	2,112,285	25,686	Non-Metallic Mineral Products	59
2,293	3,775	25,139	135,255	241,307	Basic Iron and Steel	60
29,414	1,740	5,724	38,578	193,211	Basic Precious and Other Non-Ferrous Metals	61
355	-	-	273	522,003	Casting of Metals	62
5,063	1,077	4,831	39,442	978,012	Structural Metal Products, Tanks, Reservoirs and Steam Generators	63
12,602	13,397	26,520	236,396	2,758,190	Other Fabricated Metal Products	64
-	-	-	7,995	7	Engines & Turbines, Fluid Power Equipment, Other Pumps, Compressors, Taps and Valves	65
23,823	21,928	34,578	46,964	265,405	Other General Purpose Machinery	66
4	1,697	203	39,400	5,743	Weapons, Ammunition and Special Purpose Machinery	67
-	-	-	-	-	Domestic Appliances	68

Jadual 13: Jadual Penggunaan Domestik pada Harga Asas, Komoditi mengikut Aktiviti (RM'000), 2020

Table 13: Domestic Use Tables at Basic Prices, Commodity by Activity (RM'000), 2020

	Komoditi \ Aktiviti	Tayar dan Tiub Getah *Rubber Tyres and Tubes*	Prosesan Getah *Rubber Processing*	Sarung Tangan Getah *Rubber Gloves*	Produk Getah Lain *Other Rubber Products*	Produk Plastik *Plastic Products*
		51	52	53	54	55
69	Komputer, Peranti, Mesin dan Kelengkapan Pejabat	657	2,466	5,369	1,727	22,774
70	Motor Elektrik, Penjana dan Transformer	-	-	-	1,036	415
71	Perkakasan Pengagihan & Pengawalan Elektrik, Bateri dan Akumulator	-	-	-	2,900	304
72	Kabel Gentian Optikal, Elektronik dan Elektrik Lain	4,622	107	-	-	1,888
73	Alatan Pendawaian, Kelengkapan Pencahayaan Elektrik dan Elektrik Lain	-	-	-	-	-
74	Komponen dan Papan Elektronik	1,254	21,011	217	130,363	1,139,658
75	Peralatan Komunikasi dan Elektronik Pengguna	7,107	15,080	66,783	26,962	171,743
76	Peralatan Penyinaran, Perubatan Elektro dan Elektroterapeutik	476	-	-	-	-
77	Kelengkapan Mengukur, Menguji, Memandu Arah dan Kawalan	-	-	-	-	172,972
78	Instrumen Optikal, Alatan Fotografi, Media Magnetik dan Optikal	-	-	-	-	-
79	Jam Tangan dan Jam	-	-	-	-	1
80	Kenderaan Bermotor, Treler dan Semi Treler	34,780	75,129	154,926	68,977	158,511
81	Motosikal	-	-	-	-	-
82	Kapal, Bot, Basikal dan 'Invalid Carriages'	-	-	-	-	-
83	Kelengkapan Pengangkutan Lain	-	-	-	-	-
84	Pembuatan Lain	760	1,848	4,637	3,893	66,799
85	Pembaikan & Pemasangan Mesin dan Kelengkapan	36,138	96,194	277,648	92,975	266,461
86	Elektrik dan Gas	149,724	327,765	1,039,328	320,980	1,072,825
87	Air	4,061	27,639	174,833	26,949	76,888
88	Pembetungan, Pengurusan Sisa dan Aktiviti Pemulihan	157,993	7,976	4,722	7,061	42,190
89	Bangunan Kediaman	-	-	-	-	-
90	Bangunan Bukan Kediaman	-	-	-	-	-
91	Kejuruteraan Awam	-	-	-	-	-
92	Aktiviti Pembinaan Pertukangan Khas	-	-	-	-	-
93	Perdagangan Borong & Runcit, Pembaikan Kenderaan Bermotor dan Motosikal	501,112	1,905,229	2,991,849	662,636	3,152,065
94	Penginapan	-	-	-	-	-
95	Makanan dan Minuman	7,029	9,016	20,767	16,936	71,618
96	Pengangkutan Darat	37,038	125,065	218,835	48,816	213,645
97	Pengangkutan Air	18,524	66,366	116,464	23,278	106,691
98	Pengangkutan Udara	6,299	20,056	34,980	8,666	36,399
99	Penggudangan dan Aktiviti Sokongan untuk Pengangkutan	6,111	21,248	37,563	8,477	49,326
100	Perkhidmatan berkaitan Pengangkutan Air dan Udara	-	-	-	-	-
101	Perkhidmatan Operasi Lebuhraya, Jambatan dan Terowong	-	-	-	-	-
102	Perkhidmatan Pos dan Kurier	933	4,049	7,962	3,739	17,379
103	Aktiviti Penerbitan	-	-	-	-	-
104	Telekomunikasi	7,271	20,303	33,333	27,398	83,544
105	Aktiviti Wayang Gambar, Pemprograman dan Penyiaran	-	-	-	-	-
106	Perkhidmatan Komputer dan Maklumat	886	549	8,144	3,354	8,247
107	Perantaraan Kewangan	48,647	191,179	309,846	65,893	341,728
108	Perkhidmatan Kewangan Lain	5,780	24,728	35,660	8,522	43,845
109	Insurans/ Takaful dan Tabungan Pencen	18,724	32,660	69,297	50,101	189,141
110	Aktiviti Sokongan Perkhidmatan Kewangan dan Insurans/ Takaful	439	3,694	1,930	1,819	5,890
111	Hartanah	11,932	25,139	44,901	23,535	84,670
112	Pemilikan Kediaman	-	-	-	-	-
113	Sewaan dan Pajakan	212	20	71	93	1,414
114	Penyelidikan dan Pembangunan Saintifik	-	-	-	-	-
115	Profesional	52,514	576,724	578,091	134,226	514,592
116	Perkhidmatan Perniagaan	4,013	17,340	28,200	8,167	44,185
117	Pentadbiran Awam	-	-	-	-	-
118	Pendidikan	-	-	-	-	-
119	Kesihatan	-	-	-	-	-
120	Ketenteraman dan Keselamatan Awam	-	-	-	-	-
121	Pentadbiran Awam Lain	-	-	-	-	-
122	Institusi bukan Keuntungan yang Berkhidmat kepada Isi Rumah	-	-	-	-	-
123	Kesenian, Hiburan dan Rekreasi	-	-	-	-	-
124	Perkhidmatan Swasta Lain	-	-	-	-	-
	JUMLAH INPUT PERANTARAAN	**3,017,141**	**9,259,814**	**18,012,744**	**3,889,788**	**17,508,393**
	Pembelian Langsung oleh Residen di Luar Negeri	-	-	-	-	-
	Pembelian Dalam Negeri oleh Bukan Residen	-	-	-	-	-
	JUMLAH INPUT	**3,017,141**	**9,259,814**	**18,012,744**	**3,889,788**	**17,508,393**
	Komoditi Import	**1,006,412**	**6,583,879**	**7,689,861**	**1,572,769**	**10,850,033**
	Cukai ke atas Produk	53,368	192,342	282,872	60,147	287,156
	Subsidi ke atas Produk	1,133	18,579	25,854	1,998	14,823
	Nilai Ditambah Kasar	960,167	2,168,896	7,432,133	2,163,547	10,313,254
	Pampasan Pekerja	680,268	797,332	2,662,455	1,318,906	5,294,532
	Cukai Bersih Lain ke atas Pengeluaran	(8,575)	(31,996)	(35,041)	(11,723)	(82,144)
	Lebihan Kendalian, Kasar	288,475	1,403,559	4,804,719	856,365	5,100,866
	Penggunaan Modal Tetap	209,378	756,126	1,388,314	319,485	1,619,158
	Lebihan Kendalian, Bersih	79,097	647,433	3,416,405	536,880	3,481,708
	JUMLAH OUTPUT	**5,035,955**	**18,186,351**	**33,391,755**	**7,684,253**	**38,944,014**

Jadual 13: Jadual Penggunaan Domestik pada Harga Asas, Komoditi mengikut Aktiviti (RM'000), 2020

Table 13: Domestic Use Tables at Basic Prices, Commodity by Activity (RM'000), 2020

Kaca dan Produk Kaca *Glass and Glass Products*	Produk Refraktori, Tanah Liat, Porselin dan Seramik *Refractory, Clay, Porcelain and Ceramic Products*	Simen, Kapur dan Plaster *Cement, Lime and Plaster*	Produk Mineral Bukan Logam *Non-Metallic Mineral Products*	Besi Asas dan Keluli *Basic Iron and Steel*	Activity / Commodity	
56	57	58	59	60		
1,657	1,573	1,572	3,715	23,639	Computers, Peripheral, Office Equipment and Machinery	69
3	-	-	24	8	Electric Motors, Generators and Transformers	70
-	-	-	21	97	Electricity Distribution & Control Apparatus, Batteries and Accumulators	71
28,463	-	-	14,117	493	Fibre Optic Cables, Electronic and Other Electric	72
-	-	-	19	16,996	Wiring Devices, Electric Lighting Equipment and Other Electrical	73
62,655	37,384	-	28,874	36,138	Electronic Components and Boards	74
10,612	12,062	51,883	110,264	320,954	Communication Equipment and Consumer Electronics	75
-	-	-	-	-	Irradiation Equipment, Electro Medical and Electrotherapeutic	76
-	-	-	-	89	Measuring Equipment, Testing, Navigating and Control	77
118	-	-	-	-	Optical Instruments, Photographic Equipment, Magnetic and Optical Media	78
-	8,226	-	-	-	Watches and Clocks	79
23,579	42,917	115,869	226,646	340,538	Motor Vehicles, Trailers and Semi Trailers	80
-	-	-	-	-	Motorcycles	81
-	-	-	-	-	Ships, Boats, Bicycles and Invalid Carriages	82
-	-	-	-	-	Other Transport Equipment	83
796	2,901	819	11,444	5,883	Other Manufacturing	84
68,398	64,042	103,100	117,743	564,835	Repair & Installation of Machinery and Equipment	85
303,023	205,049	816,023	201,024	2,522,169	Electricity and Gas	86
10,477	26,894	14,074	36,436	149,197	Water	87
1,046	1,944	1,420	18,615	7,331	Sewerage, Waste Management and Remediation Activities	88
-	-	-	-	-	Residential Buildings	89
-	-	-	-	-	Non-Residential Buildings	90
-	-	-	-	-	Civil Engineering	91
-	-	-	-	-	Specialised Construction Activities	92
468,649	438,733	1,259,912	2,065,609	2,982,999	Wholesale & Retail Trade, Repair of Motor Vehicles and Motorcycles	93
-	-	-	-	-	Accommodation	94
5,193	7,788	5,385	35,319	130,135	Food and Beverage	95
27,409	26,382	70,691	124,054	170,902	Land Transport	96
14,171	13,243	37,776	61,927	88,409	Water Transport	97
4,516	4,473	11,251	20,152	31,676	Air Transport	98
4,670	4,896	12,091	22,421	29,333	Warehousing and Support Activities for Transportation	99
-	-	-	-	-	Services Incidental to Water and Air Transportation	100
-	-	-	-	-	Highway Operation Services, Bridge and Tunnel	101
1,512	1,280	1,203	4,871	8,957	Postal and Courier Activities	102
-	-	-	-	-	Publishing Activities	103
7,852	9,044	13,593	34,731	57,749	Telecommunications	104
-	-	-	-	-	Motion Picture, Programming and Broadcasting Activities	105
817	1,154	2,935	12,066	7,741	Computer and Information Services	106
42,307	35,914	94,211	173,501	296,915	Monetary Intermediation	107
5,006	4,378	9,761	19,063	59,875	Other Financial Service	108
22,255	27,633	91,970	60,346	65,295	Insurance/ Takaful and Pension Funding	109
646	655	396	2,634	2,599	Activities Auxiliary to Financial Service and Insurance/ Takaful	110
12,644	12,034	29,644	56,914	123,287	Real Estate	111
-	-	-	-	-	Ownership of Dwellings	112
993	7	164	321	113	Rental and Leasing	113
-	-	-	-	-	Scientific Research and Development	114
47,162	61,873	80,322	501,871	489,251	Professional	115
9,894	6,146	15,781	25,363	46,163	Business Services	116
-	-	-	-	-	Public Administration	117
-	-	-	-	-	Education	118
-	-	-	-	-	Health	119
-	-	-	-	-	Public Order and Safety	120
-	-	-	-	-	Other Public Administration	121
-	-	-	-	-	Non-Profit Institutions Serving Households	122
-	-	-	-	-	Arts, Entertainment and Recreation	123
-	-	-	-	-	Other Private Services	124
2,525,426	**2,455,770**	**7,076,514**	**11,778,411**	**16,760,491**	TOTAL INTERMEDIATE INPUT	
-	-	-	-	-	Direct Purchases Abroad by Residents	
-	-	-	-	-	Domestic Purchases by Non-Residents	
2,525,426	**2,455,770**	**7,076,514**	**11,778,411**	**16,760,491**	TOTAL INPUT	
986,641	**524,587**	**748,399**	**2,625,603**	**7,898,392**	Imported Commodities	
35,603	34,560	75,814	149,895	232,156	Taxes on Products	
3,127	5,955	7,463	17,575	14,787	Subsidies on Products	
1,468,154	1,559,741	3,054,021	3,804,857	5,189,560	Gross Value Added	
739,436	1,049,543	849,764	2,353,330	3,464,191	Compensation of Employees	
(14,405)	(11,045)	(26,017)	(49,757)	(66,925)	Other Net Taxes on Production	
743,123	521,243	2,230,273	1,501,284	1,792,293	Operating Surplus, Gross	
108,266	98,676	236,442	396,138	649,369	Consumption of Fixed Capital	
634,857	422,567	1,993,831	1,105,146	1,142,924	Operating Surplus, Net	
5,012,697	**4,568,702**	**10,947,284**	**18,341,191**	**30,065,811**	TOTAL OUTPUT	

Jadual 13: Jadual Penggunaan Domestik pada Harga Asas, Komoditi mengikut Aktiviti (RM'000), 2020

Table 13: Domestic Use Tables at Basic Prices, Commodity by Activity (RM'000), 2020

	Komoditi / Aktiviti	Logam Asas Berharga dan Logam Bukan Ferus Lain *Basic Precious and Other Non-Ferrous Metals*	Pengacuan Logam *Casting of Metals*	Produk Struktur Logam, Tangki, Takungan dan Penjana Wap *Structural Metal Products, Tanks, Reservoirs and Steam Generators*	Keluaran Logam Lain yang Direka *Other Fabricated Metal Products*
		61	62	63	64
1	Padi	-	-	-	-
2	Tanaman Makanan	-	-	-	-
3	Sayur-sayuran	-	-	-	-
4	Buah-buahan	-	-	-	-
5	Getah	-	-	-	-
6	Kelapa Sawit	-	-	-	-
7	Tanaman Bunga	-	-	-	-
8	Pertanian Lain	-	-	-	-
9	Ternakan Ayam dan Itik	-	-	-	-
10	Ternakan Lain	-	-	-	-
11	Perhutanan dan Pembalakan	-	-	-	-
12	Perikanan dan Akuakultur	-	-	-	-
13	Minyak Mentah dan Gas Asli	-	-	-	-
14	Perlombongan Bijih Besi	312,761	3,526	9,090	23,707
15	Pengkuarian Batu, Pasir dan Tanah Liat	61,110	56	2,376	16,961
16	Perlombongan dan Pengkuarian Lain	1	-	2	-
17	Pemprosesan dan Pengawetan Daging	-	-	-	-
18	Pemprosesan dan Pengawetan Makanan Laut	-	-	-	-
19	Pemprosesan dan Pengawetan Buah-buahan & Sayur-sayuran	-	-	-	-
20	Produk Tenusu	-	-	-	-
21	Minyak & Lemak Sayuran dan Haiwan	-	-	-	-
22	Produk Bijian, Kanji dan Produk Berkanji	-	-	-	-
23	Produk Bakeri	-	-	-	-
24	Manisan	-	-	-	-
25	Prosesan Makanan Lain	-	-	-	-
26	Makanan Haiwan Tersedia	-	-	-	-
27	Spirit, Wain dan Minuman Keras	-	-	-	-
28	Minuman Ringan, Air Mineral dan Minuman Lain yang Dibotolkan	-	-	-	-
29	Produk Tembakau	-	-	-	-
30	Penyediaan, Pemintalan dan Penenunan Tekstil	-	-	-	-
31	Penyiapan Akhir Tekstil	-	-	-	-
32	Tekstil Lain	277	34	245	1,090
33	Pakaian	4,440	1,476	5,675	8,799
34	Produk Kulit	-	-	-	-
35	Kasut	-	-	-	-
36	Pengilangan dan Pengetaman Kayu	16	13	3,691	4,176
37	Kepingan Venier dan Panel berasaskan Kayu	9,825	2,090	46,180	70,356
38	Pertukangan Kayu dan Tanggam untuk Jurubina	-	-	1,315	69
39	Bekas Kayu dan Produk Kayu Lain	34,900	2,357	23,680	96,353
40	Kertas dan Produk Kertas	12,152	4,038	10,033	45,591
41	Perabot	5,645	1,619	8,936	16,734
42	Penerbitan Semula Media Rakaman	-	-	-	-
43	Percetakan	1,031	237	1,194	60,986
44	Kok dan Produk Petroleum Bertapis	1,021,449	216,989	842,162	1,108,643
45	Kimia Asas	775,525	14,312	86,907	263,769
46	Baja dan Sebatian Nitrogen	318	-	-	-
47	Cat dan Varnis	40,508	5,129	83,859	143,922
48	Produk Farmaseutikal, Kimia Perubatan dan Botani	-	-	-	-
49	Sabun & Bahan Pencuci, Pencuci dan Pengilat, Pewangi dan Dandanan Diri	-	-	7	173
50	Produk Kimia Lain	51,037	15,158	14,894	156,930
51	Tayar dan Tiub Getah	-	-	1,541	20
52	Prosesan Getah	88	-	5,357	2,806
53	Sarung Tangan Getah	15	-	6,250	2,050
54	Produk Getah Lain	-	-	7,761	1,668
55	Produk Plastik	118,895	1,883	25,057	39,199
56	Kaca dan Produk Kaca	997	314	69,432	5,939
57	Produk Refraktori, Tanah Liat, Porselin dan Seramik	3,738	-	252	67,798
58	Simen, Kapur dan Plaster	869	880	5,624	16,768
59	Produk Mineral bukan Logam	2,600	1,161	5,260	68,960
60	Besi dan Keluli Asas	239,692	150,472	1,603,613	2,502,573
61	Logam Asas Berharga dan Logam bukan Ferus Lain	273,730	132,968	532,599	2,562,696
62	Pengacuan Logam	31,881	55,875	71,385	33,728
63	Produk Struktur Logam, Tangki, Takungan dan Penjana Wap	79,372	83,952	-	-
64	Produk Logam Lain yang Direka	461,529	155,115	1,529,097	31,230
65	Enjin & Turbin, Alatan Kuasa Bendalir, Pam, Pemampat, Kepala Paip dan Injap Lain	134	36	4,231	534
66	Jentera Kegunaan Umum Lain	27,158	7,670	43,767	80,578
67	Senjata, Peluru dan Mesin bertujuan Khas	66,291	4,685	6,599	5,286
68	Perkakasan Domestik	-	-	10,320	2,242

Jadual 13: Jadual Penggunaan Domestik pada Harga Asas, Komoditi mengikut Aktiviti (RM'000), 2020

Table 13: Domestic Use Tables at Basic Prices, Commodity by Activity (RM'000), 2020

Enjin & Turbin, Alatan Kuasa Bendalir,Pam, Pemampat, Kepala Paip dan Injap Lain *Engines & Turbines, Fluid Power Equipment, Other Pumps, Compressors, Taps and Valves*	Jentera Kegunaan Umum Lain *Other General Purpose Machinery*	Senjata, Peluru dan Mesin Bertujuan Khas *Weapons, Ammunition and Special Purpose Machinery*	Perkakasan Domestik *Domestic Appliances*	Activity / Commodity	
65	66	67	68		
-	-	-	-	Paddy	1
-	-	-	-	Food Crops	2
-	-	-	-	Vegetables	3
-	-	-	-	Fruits	4
-	-	-	-	Rubber	5
-	-	-	-	Oil Palm	6
-	-	-	-	Flower Plants	7
-	-	-	-	Other Agriculture	8
-	-	-	-	Poultry Farming	9
-	-	-	-	Other Livestock	10
-	-	-	-	Forestry and Logging	11
-	-	-	-	Fishing and Aquaculture	12
-	-	-	-	Crude Oil and Natural Gas	13
-	-	-	-	Mining of Metal Ores	14
-	-	-	-	Quarrying of Stone, Sand and Clay	15
-	-	-	-	Other Mining and Quarrying	16
-	-	-	-	Processing and Preserving of Meat	17
-	-	-	-	Processing and Preserving of Seafood	18
-	-	-	-	Processing and Preserving of Fruits & Vegetables	19
-	-	-	-	Dairy Products	20
-	-	-	-	Vegetable & Animal Oils and Fats	21
-	-	-	-	Grain Mill Products, Starches and Starch Products	22
-	-	-	-	Bakery Products	23
-	-	-	-	Confectionery	24
-	-	-	-	Other Food Processing	25
-	-	-	-	Prepared Animal Feeds	26
-	-	-	-	Spirits, Wines and Liquors	27
-	-	-	-	Soft Drinks, Mineral Waters and Other Bottled Waters	28
-	-	-	-	Tobacco Products	29
-	-	-	-	Preparation, Spinning and Weaving of Textiles	30
-	-	-	-	Finishing of Textiles	31
36	8,346	1,170	585	Other Textiles	32
555	3,014	3,882	359	Wearing Apparel	33
-	-	-	-	Leather Products	34
-	-	-	-	Footwear	35
366	2,396	214	-	Sawmilling and Planning of Wood	36
4,294	19,539	10,514	356	Veneer Sheets and Wood-based Panels	37
-	-	-	-	Builders' Carpentry and Joinery	38
7,368	19,220	14,074	262	Wooden Containers and Other Wood Products	39
533	23,483	7,031	4,741	Paper and Paper Products	40
526	7,089	7,196	996	Furniture	41
-	-	-	-	Reproduction of Recorded Media	42
101	1,026	4,829	132	Printing	43
30,822	145,137	162,327	23,875	Coke and Refined Petroleum Products	44
10,017	46,525	42,128	4,923	Basic Chemicals	45
-	-	-	-	Fertilizers and Nitrogen Compounds	46
310	2,970	10,607	2,325	Paints and Varnishes	47
-	36,841	-	-	Pharmaceuticals, Medicinal Chemical and Botanical Products	48
-	23	8	-	Soaps & Detergents, Cleaning & Polishing, Perfumes and Toilet Preparations	49
5,484	131,143	24,924	26,109	Other Chemicals Products	50
-	1,083	17	1,790	Rubber Tyres and Tubes	51
-	61,287	8,439	-	Rubber Processing	52
779	15,486	2,336	19	Rubber Gloves	53
1,525	-	-	37	Other Rubber Products	54
137	92,482	2,800	2,539	Plastic Products	55
759	3,021	1,523	1,391	Glass and Glass Products	56
-	-	234	-	Refractory, Clay, Porcelain and Ceramic Products	57
8	7,120	33	-	Cement, Lime and Plaster	58
15	2,542	2,481	54	Non-Metallic Mineral Products	59
40,650	292,206	502,677	5,720	Basic Iron and Steel	60
92,879	339,436	202,524	44,323	Basic Precious and Other Non-Ferrous Metals	61
7,747	17,542	90,520	2,612	Casting of Metals	62
34,037	356,493	787,846	467,850	Structural Metal Products, Tanks, Reservoirs and Steam Generators	63
82,156	766,257	647,122	257,105	Other Fabricated Metal Products	64
56,304	118,002	4,134	2,888	Engines & Turbines, Fluid Power Equipment, Other Pumps, Compressors, Taps and Valves	65
7,628	504,562	26,907	6,043	Other General Purpose Machinery	66
363	9,671	219,180	166	Weapons, Ammunition and Special Purpose Machinery	67
54,742	248	3	203,816	Domestic Appliances	68

Jadual 13: Jadual Penggunaan Domestik pada Harga Asas, Komoditi mengikut Aktiviti (RM'000), 2020

Table 13: Domestic Use Tables at Basic Prices, Commodity by Activity (RM'000), 2020

	Komoditi / Aktiviti	Logam Asas Berharga dan Logam Bukan Ferus Lain *Basic Precious and Other Non-Ferrous Metals*	Pengacuan Logam *Casting of Metals*	Produk Struktur Logam, Tangki, Takungan dan Penjana Wap *Structural Metal Products, Tanks, Reservoirs and Steam Generators*	Keluaran Logam Lain yang Direka *Other Fabricated Metal Products*
		61	62	63	64
69	Komputer, Peranti, Mesin dan Kelengkapan Pejabat	1,684	507	2,876	18,728
70	Motor Elektrik, Penjana dan Transformer	-	-	1,905	1,254
71	Perkakasan Pengagihan & Pengawalan Elektrik, Bateri dan Akumulator	59,387	89	115	1,685
72	Kabel Gentian Optikal, Elektronik dan Elektrik Lain	327,400	72	5,908	30,184
73	Alatan Pendawaian, Kelengkapan Pencahayaan Elektrik dan Elektrik Lain	855	131	2,028	7,456
74	Komponen dan Papan Elektronik	6,373	421	37,801	159,654
75	Peralatan Komunikasi dan Elektronik Pengguna	56,044	16,582	111,917	161,971
76	Peralatan Penyinaran, Perubatan Elektro dan Elektroterapeutik	-	-	-	-
77	Kelengkapan Mengukur, Menguji, Memandu Arah dan Kawalan	849	-	1,098	22,273
78	Instrumen Optikal, Alatan Fotografi, Media Magnetik dan Optikal	-	-	-	7
79	Jam Tangan dan Jam	-	-	-	-
80	Kenderaan Bermotor, Treler dan Semi Treler	383,334	12,871	63,385	197,814
81	Motosikal	-	-	-	-
82	Kapal, Bot, Basikal dan 'Invalid Carriages'	-	-	-	-
83	Kelengkapan Pengangkutan Lain	-	-	-	-
84	Pembuatan Lain	2,449	761	2,837	6,140
85	Pembaikan & Pemasangan Mesin dan Kelengkapan	84,638	21,526	154,815	251,296
86	Elektrik dan Gas	949,006	62,784	247,750	744,380
87	Air	19,675	3,409	29,818	54,751
88	Pembetungan, Pengurusan Sisa dan Aktiviti Pemulihan	2,111	477	3,389	6,639
89	Bangunan Kediaman	-	-	-	-
90	Bangunan Bukan Kediaman	-	-	-	-
91	Kejuruteraan Awam	-	-	-	-
92	Aktiviti Pembinaan Pertukangan Khas	-	-	-	26,722
93	Perdagangan Borong & Runcit, Pembaikan Kenderaan Bermotor dan Motosikal	1,528,697	267,106	1,462,458	2,734,260
94	Penginapan	-	-	-	-
95	Makanan dan Minuman	18,870	11,166	36,076	62,803
96	Pengangkutan Darat	92,291	16,726	93,118	180,450
97	Pengangkutan Air	44,238	8,460	46,908	90,254
98	Pengangkutan Udara	15,248	3,008	14,985	30,161
99	Penggudangan dan Aktiviti Sokongan untuk Pengangkutan	14,967	2,829	15,643	30,232
100	Perkhidmatan berkaitan Pengangkutan Air dan Udara	-	-	-	-
101	Perkhidmatan Operasi Lebuhraya, Jambatan dan Terowong	-	-	-	-
102	Perkhidmatan Pos dan Kurier	3,343	928	6,472	12,267
103	Aktiviti Penerbitan	-	-	-	-
104	Telekomunikasi	18,637	6,607	44,992	65,898
105	Aktiviti Wayang Gambar, Pemprograman dan Penyiaran	-	-	-	-
106	Perkhidmatan Komputer dan Maklumat	2,114	141	8,867	6,442
107	Perantaraan Kewangan	153,276	26,415	153,382	302,959
108	Perkhidmatan Kewangan Lain	22,234	3,012	18,445	31,623
109	Insurans/ Takaful dan Tabungan Pencen	48,096	11,247	58,502	111,288
110	Aktiviti Sokongan Perkhidmatan Kewangan dan Insurans/ Takaful	1,413	475	3,536	4,782
111	Hartanah	61,454	6,088	38,250	67,509
112	Pemilikan Kediaman	-	-	-	-
113	Sewaan dan Pajakan	246	3	13	572
114	Penyelidikan dan Pembangunan Saintifik	-	-	-	-
115	Profesional	105,078	58,350	316,560	529,771
116	Perkhidmatan Perniagaan	14,376	10,218	32,902	46,898
117	Pentadbiran Awam	-	-	-	-
118	Pendidikan	-	-	-	-
119	Kesihatan	-	-	-	-
120	Ketenteraman dan Keselamatan Awam	-	-	-	-
121	Pentadbiran Awam Lain	-	-	-	-
122	Institusi bukan Keuntungan yang Berkhidmat kepada Isi Rumah	-	-	-	-
123	Kesenian, Hiburan dan Rekreasi	-	-	-	-
124	Perkhidmatan Swasta Lain	-	-	-	-
	JUMLAH INPUT PERANTARAAN	**7,676,369**	**1,414,456**	**8,085,142**	**13,441,461**
	Pembelian Langsung oleh Residen di Luar Negeri	-	-	-	-
	Pembelian Dalam Negeri oleh Bukan Residen	-	-	-	-
	JUMLAH INPUT	**7,676,369**	**1,414,456**	**8,085,142**	**13,441,461**
	Komoditi Import	**5,048,569**	**779,741**	**4,617,057**	**11,685,239**
	Cukai ke atas Produk	130,016	21,689	105,246	223,205
	Subsidi ke atas Produk	13,165	2,784	10,806	14,226
	Nilai Ditambah Kasar	2,359,254	868,516	4,606,057	9,173,639
	Pampasan Pekerja	1,747,897	588,513	2,462,175	4,788,489
	Cukai Bersih Lain ke atas Pengeluaran	(32,915)	(6,049)	(46,550)	(86,952)
	Lebihan Kendalian, Kasar	644,272	286,052	2,190,433	4,472,102
	Penggunaan Modal Tetap	328,316	66,558	375,868	745,341
	Lebihan Kendalian, Bersih	315,956	219,495	1,814,565	3,726,761
	JUMLAH OUTPUT	**15,201,043**	**3,081,618**	**17,402,696**	**34,509,319**

Jadual 13: Jadual Penggunaan Domestik pada Harga Asas, Komoditi mengikut Aktiviti (RM'000), 2020

Table 13: Domestic Use Tables at Basic Prices, Commodity by Activity (RM'000), 2020

Enjin & Turbin, Alatan Kuasa Bendalir,Pam, Pemampat, Kepala Paip dan Injap Lain *Engines & Turbines, Fluid Power Equipment, Other Pumps, Compressors, Taps and Valves*	Jentera Kegunaan Umum Lain *Other General Purpose Machinery*	Senjata, Peluru dan Mesin Bertujuan Khas *Weapons, Ammunition and Special Purpose Machinery*	Perkakasan Domestik *Domestic Appliances*	Activity / Commodity	
65	66	67	68		
1,181	11,969	10,748	4,462	***Computers, Peripheral, Office Equipment and Machinery***	***69***
16	14,825	31,426	41	***Electric Motors, Generators and Transformers***	***70***
6,528	33,225	12,960	3,451	***Electricity Distribution & Control Apparatus, Batteries and Accumulators***	***71***
-	44,147	5,149	6,333	***Fibre Optic Cables, Electronic and Other Electric***	***72***
8,697	2,565	15,241	60	***Wiring Devices, Electric Lighting Equipment and Other Electrical***	***73***
17,519	1,302,296	366,596	1,414,723	***Electronic Components and Boards***	***74***
5,975	115,466	177,699	6,954	***Communication Equipment and Consumer Electronics***	***75***
-	1,712	-	-	***Irradiation Equipment, Electro Medical and Electrotherapeutic***	***76***
172	27,447	25,464	344,246	***Measuring Equipment, Testing, Navigating and Control***	***77***
1,825	357	-	1,787	***Optical Instruments, Photographic Equipment, Magnetic and Optical Media***	***78***
-	-	-	-	***Watches and Clocks***	***79***
22,627	498,048	150,247	6,856	***Motor Vehicles, Trailers and Semi Trailers***	***80***
-	-	-	-	***Motorcycles***	***81***
-	-	-	-	***Ships, Boats, Bicycles and Invalid Carriages***	***82***
-	-	-	-	***Other Transport Equipment***	***83***
240	2,438	2,640	314	***Other Manufacturing***	***84***
18,604	756,989	73,763	86,311	***Repair & Installation of Machinery and Equipment***	***85***
25,966	285,209	146,250	53,920	***Electricity and Gas***	***86***
1,144	16,424	14,618	2,379	***Water***	***87***
246	2,321	3,125	506	***Sewerage, Waste Management and Remediation Activities***	***88***
-	-	-	-	***Residential Buildings***	***89***
-	-	-	-	***Non-Residential Buildings***	***90***
-	-	-	-	***Civil Engineering***	***91***
-	-	-	-	***Specialised Construction Activities***	***92***
179,224	1,495,581	1,073,692	636,884	***Wholesale & Retail Trade, Repair of Motor Vehicles and Motorcycles***	***93***
-	-	-	-	***Accommodation***	***94***
1,519	24,066	24,783	2,052	***Food and Beverage***	***95***
10,751	89,878	68,087	40,194	***Land Transport***	***96***
5,627	46,882	33,454	21,617	***Water Transport***	***97***
1,818	14,670	12,182	6,430	***Air Transport***	***98***
1,829	15,356	11,795	6,824	***Warehousing and Support Activities for Transportation***	***99***
-	-	-	-	***Services Incidental to Water and Air Transportation***	***100***
-	-	-	-	***Highway Operation Services, Bridge and Tunnel***	***101***
384	5,207	3,826	2,915	***Postal and Courier Activities***	***102***
-	-	-	-	***Publishing Activities***	***103***
2,773	28,242	31,755	3,589	***Telecommunications***	***104***
-	-	-	-	***Motion Picture, Programming and Broadcasting Activities***	***105***
306	4,977	8,231	592	***Computer and Information Services***	***106***
23,675	162,535	111,343	62,767	***Monetary Intermediation***	***107***
2,033	25,871	14,319	5,150	***Other Financial Service***	***108***
5,610	271,274	48,283	10,563	***Insurance/ Takaful and Pension Funding***	***109***
237	2,255	1,802	252	***Activities Auxiliary to Financial Service and Insurance/ Takaful***	***110***
21,823	93,579	63,569	4,509	***Real Estate***	***111***
-	-	-	-	***Ownership of Dwellings***	***112***
559	613	269	-	***Rental and Leasing***	***113***
-	-	-	-	***Scientific Research and Development***	***114***
34,668	445,663	261,654	34,791	***Professional***	***115***
877	27,268	19,414	4,424	***Business Services***	***116***
-	-	-	-	***Public Administration***	***117***
-	-	-	-	***Education***	***118***
-	-	-	-	***Health***	***119***
-	-	-	-	***Public Order and Safety***	***120***
-	-	-	-	***Other Public Administration***	***121***
-	-	-	-	***Non-Profit Institutions Serving Households***	***122***
-	-	-	-	***Arts, Entertainment and Recreation***	***123***
-	-	-	-	***Other Private Services***	***124***
844,592	**8,903,541**	**5,612,065**	**3,836,914**	***TOTAL INTERMEDIATE INPUT***	
-	-	-	-	***Direct Purchases Abroad by Residents***	
-	-	-	-	***Domestic Purchases by Non-Residents***	
844,592	**8,903,541**	**5,612,065**	**3,836,914**	***TOTAL INPUT***	
1,119,236	**4,539,444**	**3,617,563**	**1,373,001**	***Imported Commodities***	
20,149	176,408	101,049	49,142	***Taxes on Products***	
395	1,862	2,083	306	***Subsidies on Products***	
561,114	3,958,090	3,367,267	1,314,110	***Gross Value Added***	
529,131	2,009,283	2,624,916	1,054,402	***Compensation of Employees***	
(6,918)	(33,178)	(30,422)	(15,191)	***Other Net Taxes on Production***	
38,901	1,981,985	772,773	274,899	***Operating Surplus, Gross***	
54,961	379,603	274,208	141,962	***Consumption of Fixed Capital***	
(16,060)	1,602,382	498,564	132,937	***Operating Surplus, Net***	
2,544,694	**17,575,620**	**12,695,860**	**6,572,861**	***TOTAL OUTPUT***	

Jadual 13: Jadual Penggunaan Domestik pada Harga Asas, Komoditi mengikut Aktiviti (RM'000), 2020

Table 13: Domestic Use Tables at Basic Prices, Commodity by Activity (RM'000), 2020

	Komoditi \ Aktiviti	Komputer, Peranti, Mesin dan Kelengkapan Pejabat *Computers, Peripheral, Office Machinery and Equipment*	Motor Elektrik, Penjana dan Transformer *Electric Motors, Generators and Transformers*	Perkakasan Pengagihan & Pengawalan Elektrik, Bateri dan Akumulator *Electricity Distribution & Control Apparatus, Batteries and Accumulators*	Kabel Gentian Optikal, Elektronik dan Elektrik Lain *Fibre Optic, Electronic and Other Electric Cables*
		69	70	71	72
1	Padi	-	-	-	-
2	Tanaman Makanan	-	-	-	-
3	Sayur-sayuran	-	-	-	-
4	Buah-buahan	-	-	-	-
5	Getah	-	-	-	-
6	Kelapa Sawit	-	-	-	-
7	Tanaman Bunga	-	-	-	-
8	Pertanian Lain	-	-	-	-
9	Ternakan Ayam dan Itik	-	-	-	-
10	Ternakan Lain	-	-	-	-
11	Perhutanan dan Pembalakan	-	-	-	-
12	Perikanan dan Akuakultur	-	-	-	-
13	Minyak Mentah dan Gas Asli	-	-	-	-
14	Perlombongan Bijih Besi	-	-	-	-
15	Pengkuarian Batu, Pasir dan Tanah Liat	-	-	-	-
16	Perlombongan dan Pengkuarian Lain	-	-	-	-
17	Pemprosesan dan Pengawetan Daging	-	-	-	-
18	Pemprosesan dan Pengawetan Makanan Laut	-	-	-	-
19	Pemprosesan dan Pengawetan Buah-buahan & Sayur-sayuran	-	-	-	-
20	Produk Tenusu	-	-	-	-
21	Minyak & Lemak Sayuran dan Haiwan	-	-	-	-
22	Produk Bijian, Kanji dan Produk Berkanji	-	-	-	-
23	Produk Bakeri	-	-	-	-
24	Manisan	-	-	-	-
25	Prosesan Makanan Lain	-	-	-	-
26	Makanan Haiwan Tersedia	-	-	-	-
27	Spirit, Wain dan Minuman Keras	-	-	-	-
28	Minuman Ringan, Air Mineral dan Minuman Lain yang Dibotolkan	-	-	-	-
29	Produk Tembakau	-	-	-	-
30	Penyediaan, Pemintalan dan Penenunan Tekstil	-	-	-	-
31	Penyiapan Akhir Tekstil	-	-	-	-
32	Tekstil Lain	128	30	339	395
33	Pakaian	2,438	1,670	3,900	4,450
34	Produk Kulit	-	-	-	-
35	Kasut	-	-	-	-
36	Pengilangan dan Pengetaman Kayu	1,829	-	130	-
37	Kepingan Venier dan Panel berasaskan Kayu	1,072	1,305	3,539	7,119
38	Pertukangan Kayu dan Tanggam untuk Jurubina	-	-	118	-
39	Bekas Kayu dan Produk Kayu Lain	244	16,221	1,393	27,728
40	Kertas dan Produk Kertas	3,613	1,006	6,942	11,657
41	Perabot	4,411	2,223	6,814	2,431
42	Penerbitan Semula Media Rakaman	-	-	-	-
43	Percetakan	82,502	1,602	891	606
44	Kok dan Produk Petroleum Bertapis	81,639	67,069	83,536	64,342
45	Kimia Asas	3,579	15,365	69,528	74,655
46	Baja dan Sebatian Nitrogen	-	-	-	-
47	Cat dan Varnis	990	466	329	4,991
48	Produk Farmaseutikal, Kimia Perubatan dan Botani	-	-	-	-
49	Sabun & Bahan Pencuci, Pencuci dan Pengilat, Pewangi dan Dandanan Diri	1	-	367	-
50	Produk Kimia Lain	4,192	3,504	106,486	86,176
51	Tayar dan Tiub Getah	-	59	-	772
52	Prosesan Getah	1	-	86	4,729
53	Sarung Tangan Getah	5,450	3,729	1,924	51,124
54	Produk Getah Lain	5,964	7,301	3,695	96,133
55	Produk Plastik	2,086	5,241	30,147	11,104
56	Kaca dan Produk Kaca	44	862	10	4,263
57	Produk Refraktori, Tanah Liat, Porselin dan Seramik	180	13,221	-	-
58	Simen, Kapur dan Plaster	-	-	363,898	-
59	Produk Mineral bukan Logam	3,328	-	-	4,425
60	Besi dan Keluli Asas	4,414	65,437	72,900	98,872
61	Logam Asas Berharga dan Logam bukan Ferus Lain	3,205	99,808	356,989	295,360
62	Pengacuan Logam	248	31	-	41
63	Produk Struktur Logam, Tangki, Takungan dan Penjana Wap	1,116	38,784	200,885	20,780
64	Produk Logam Lain yang Direka	61,591	161,969	210,507	3,737,182
65	Enjin & Turbin, Alatan Kuasa Bendalir, Pam, Pemampat, Kepala Paip dan Injap Lain	-	1,261	-	-
66	Jentera Kegunaan Umum Lain	39,201	6,492	13,032	13,887
67	Senjata, Peluru dan Mesin bertujuan Khas	3,196	50	2,107	4
68	Perkakasan Domestik	-	-	-	-

Jadual 13: Jadual Penggunaan Domestik pada Harga Asas, Komoditi mengikut Aktiviti (RM'000), 2020

Table 13: Domestic Use Tables at Basic Prices, Commodity by Activity (RM'000), 2020

Alatan Pendawaian, Kelengkapan Pencahayaan Elektrik dan Elektrik Lain *Wiring Devices, Electric Lighting and Other Electrical Equipment*	Komponen dan Papan Elektronik *Electronic Components and Boards*	Peralatan Komunikasi dan Elektronik Pengguna *Communication Equipment and Consumer Electronics*	Peralatan Penyinaran, Perubatan Elektro dan Elektroterapeutik *Irradiation, Electro Medical and Electrotherapeutic Equipment*	Activity / Commodity	
73	74	75	76		
-	-	-	-	Paddy	1
-	-	-	-	Food Crops	2
-	-	-	-	Vegetables	3
-	-	-	-	Fruits	4
-	-	-	-	Rubber	5
-	-	-	-	Oil Palm	6
-	-	-	-	Flower Plants	7
-	-	-	-	Other Agriculture	8
-	-	-	-	Poultry Farming	9
-	-	-	-	Other Livestock	10
-	-	-	-	Forestry and Logging	11
-	-	-	-	Fishing and Aquaculture	12
-	-	-	-	Crude Oil and Natural Gas	13
-	-	-	-	Mining of Metal Ores	14
-	-	-	-	Quarrying of Stone, Sand and Clay	15
-	-	-	-	Other Mining and Quarrying	16
-	-	-	-	Processing and Preserving of Meat	17
-	-	-	-	Processing and Preserving of Seafood	18
-	-	-	-	Processing and Preserving of Fruits & Vegetables	19
-	-	-	-	Dairy Products	20
-	-	-	-	Vegetable & Animal Oils and Fats	21
-	-	-	-	Grain Mill Products, Starches and Starch Products	22
-	-	-	-	Bakery Products	23
-	-	-	-	Confectionery	24
-	-	-	-	Other Food Processing	25
-	-	-	-	Prepared Animal Feeds	26
-	-	-	-	Spirits, Wines and Liquors	27
-	-	-	-	Soft Drinks, Mineral Waters and Other Bottled Waters	28
-	-	-	-	Tobacco Products	29
-	2,549	230	832	Preparation, Spinning and Weaving of Textiles	30
-	-	-	-	Finishing of Textiles	31
598	1,552	663	5	Other Textiles	32
13,509	33,811	6,940	2,858	Wearing Apparel	33
-	-	-	-	Leather Products	34
-	-	-	-	Footwear	35
-	-	-	-	Sawmilling and Planning of Wood	36
2,513	183,682	10,983	31	Veneer Sheets and Wood-based Panels	37
-	14,907	17,453	-	Builders' Carpentry and Joinery	38
5,467	240,574	121,276	928	Wooden Containers and Other Wood Products	39
3,690	40,097	28,265	637	Paper and Paper Products	40
1,587	44,898	10,878	1,442	Furniture	41
-	-	-	-	Reproduction of Recorded Media	42
544	188,157	170,727	256	Printing	43
58,533	792,885	120,746	18,626	Coke and Refined Petroleum Products	44
147,793	666,306	169,680	147,893	Basic Chemicals	45
21	-	-	-	Fertilizers and Nitrogen Compounds	46
4,048	28,284	80,276	1,076	Paints and Varnishes	47
-	-	-	4,635	Pharmaceuticals, Medicinal Chemical and Botanical Products	48
18	1,027	-	-	Soaps & Detergents, Cleaning & Polishing, Perfumes and Toilet Preparations	49
34,665	360,413	60,719	40,368	Other Chemicals Products	50
-	-	-	-	Rubber Tyres and Tubes	51
-	1,051	-	1,705	Rubber Processing	52
21,303	1,762	5,332	-	Rubber Gloves	53
41,703	169,553	10,438	-	Other Rubber Products	54
11,317	61,130	473,809	4,840	Plastic Products	55
6,028	774,323	69	5,495	Glass and Glass Products	56
996	35,419	53,792	-	Refractory, Clay, Porcelain and Ceramic Products	57
29	7,975	-	-	Cement, Lime and Plaster	58
2,689	55,746	-	-	Non-Metallic Mineral Products	59
79,662	928,872	14,855	31,738	Basic Iron and Steel	60
59,921	2,335,000	4,918	2,617	Basic Precious and Other Non-Ferrous Metals	61
436	67,819	-	6,399	Casting of Metals	62
219,960	305,622	508,242	11,701	Structural Metal Products, Tanks, Reservoirs and Steam Generators	63
136,391	4,114,514	299,308	201,047	Other Fabricated Metal Products	64
-	349	742	-	Engines & Turbines, Fluid Power Equipment, Other Pumps, Compressors, Taps and Valves	65
15,465	256,502	63,925	7,775	Other General Purpose Machinery	66
240	28,524	519	-	Weapons, Ammunition and Special Purpose Machinery	67
-	-	-	-	Domestic Appliances	68

Jadual 13: Jadual Penggunaan Domestik pada Harga Asas, Komoditi mengikut Aktiviti (RM'000), 2020

Table 13: Domestic Use Tables at Basic Prices, Commodity by Activity (RM'000), 2020

	Komoditi \ Aktiviti	Komputer, Peranti, Mesin dan Kelengkapan Pejabat *Computers, Peripheral, Office Machinery and Equipment*	Motor Elektrik, Penjana dan Transformer *Electric Motors, Generators and Transformers*	Perkakasan Pengagihan & Pengawalan Elektrik, Bateri dan Akumulator *Electricity Distribution & Control Apparatus, Batteries and Accumulators*	Kabel Gentian Optikal, Elektronik dan Elektrik Lain *Fibre Optic, Electronic and Other Electric Cables*
		69	70	71	72
69	Komputer, Peranti, Mesin dan Kelengkapan Pejabat	16,103	2,271	16,024	3,593
70	Motor Elektrik, Penjana dan Transformer	2,753	18,372	8,896	33
71	Perkakasan Pengagihan & Pengawalan Elektrik, Bateri dan Akumulator	328,137	10,992	321,078	28,031
72	Kabel Gentian Optikal, Elektronik dan Elektrik Lain	129	74,935	42,108	2,896
73	Alatan Pendawaian, Kelengkapan Pencahayaan Elektrik dan Elektrik Lain	87	385	4,513	64,174
74	Komponen dan Papan Elektronik	17,013,146	1,010,945	2,650,274	530,754
75	Peralatan Komunikasi dan Elektronik Pengguna	446,600	93,621	137,284	35,726
76	Peralatan Penyinaran, Perubatan Elektro dan Elektroterapeutik	-	1	-	-
77	Kelengkapan Mengukur, Menguji, Memandu Arah dan Kawalan	2,330	1,479	8,414	15,037
78	Instrumen Optikal, Alatan Fotografi, Media Magnetik dan Optikal	91,382	3,557	-	-
79	Jam Tangan dan Jam	-	-	-	-
80	Kenderaan Bermotor, Treler dan Semi Treler	43,484	119,739	33,494	15,034
81	Motosikal	-	-	-	-
82	Kapal, Bot, Basikal dan 'Invalid Carriages'	-	-	-	-
83	Kelengkapan Pengangkutan Lain	-	-	-	-
84	Pembuatan Lain	1,567	764	2,117	1,439
85	Pembaikan & Pemasangan Mesin dan Kelengkapan	94,714	24,146	62,882	48,128
86	Elektrik dan Gas	332,978	67,122	226,794	163,962
87	Air	22,355	3,389	13,156	8,565
88	Pembetungan, Pengurusan Sisa dan Aktiviti Pemulihan	1,329	631	1,916	1,606
89	Bangunan Kediaman	-	-	-	-
90	Bangunan Bukan Kediaman	-	-	-	-
91	Kejuruteraan Awam	-	-	-	-
92	Aktiviti Pembinaan Pertukangan Khas	-	-	-	-
93	Perdagangan Borong & Runcit, Pembaikan Kenderaan Bermotor dan Motosikal	3,164,997	401,061	1,085,848	1,359,125
94	Penginapan	-	-	-	-
95	Makanan dan Minuman	2,734	2,805	8,082	10,563
96	Pengangkutan Darat	224,294	26,504	72,813	79,980
97	Pengangkutan Air	120,596	13,974	37,858	42,476
98	Pengangkutan Udara	34,291	4,387	13,061	13,189
99	Penggudangan dan Aktiviti Sokongan untuk Pengangkutan	37,820	4,568	12,448	13,653
100	Perkhidmatan berkaitan Pengangkutan Air dan Udara	-	-	-	-
101	Perkhidmatan Operasi Lebuhraya, Jambatan dan Terowong	-	-	-	-
102	Perkhidmatan Pos dan Kurier	1,527	2,380	1,532	2,402
103	Aktiviti Penerbitan	-	-	-	-
104	Telekomunikasi	19,313	6,440	16,313	12,789
105	Aktiviti Wayang Gambar, Pemprograman dan Penyiaran	-	-	-	-
106	Perkhidmatan Komputer dan Maklumat	7,644	613	1,378	1,730
107	Perantaraan Kewangan	380,763	43,293	120,308	125,329
108	Perkhidmatan Kewangan Lain	11,691	3,543	9,482	12,414
109	Insurans/ Takaful dan Tabungan Pencen	21,656	6,976	25,013	21,023
110	Aktiviti Sokongan Perkhidmatan Kewangan dan Insurans/ Takaful	484	1,266	926	1,094
111	Hartanah	29,772	7,179	15,678	8,610
112	Pemilikan Kediaman	-	-	-	-
113	Sewaan dan Pajakan	2,372	12	3,758	346
114	Penyelidikan dan Pembangunan Saintifik	-	-	-	-
115	Profesional	42,459	28,878	140,298	126,512
116	Perkhidmatan Perniagaan	3,557	3,412	1,937	9,515
117	Pentadbiran Awam	-	-	-	-
118	Pendidikan	-	-	-	-
119	Kesihatan	-	-	-	-
120	Ketenteraman dan Keselamatan Awam	-	-	-	-
121	Pentadbiran Awam Lain	-	-	-	-
122	Institusi bukan Keuntungan yang Berkhidmat kepada Isi Rumah	-	-	-	-
123	Kesenian, Hiburan dan Rekreasi	-	-	-	-
124	Perkhidmatan Swasta Lain	-	-	-	-
	JUMLAH INPUT PERANTARAAN	**22,819,726**	**2,504,347**	**6,636,174**	**7,382,950**
	Pembelian Langsung oleh Residen di Luar Negeri	-	-	-	-
	Pembelian Dalam Negeri oleh Bukan Residen	-	-	-	-
	JUMLAH INPUT	**22,819,726**	**2,504,347**	**6,636,174**	**7,382,950**
	Komoditi Import	**8,969,919**	**1,092,798**	**3,379,454**	**3,035,954**
	Cukai ke atas Produk	112,607	30,918	65,102	82,269
	Subsidi ke atas Produk	1,048	861	1,072	826
	Nilai Ditambah Kasar	5,998,435	1,214,461	2,304,263	2,035,446
	Pampasan Pekerja	3,596,857	598,705	1,347,124	1,395,282
	Cukai Bersih Lain ke atas Pengeluaran	(75,099)	(8,590)	(24,195)	(29,391)
	Lebihan Kendalian, Kasar	2,476,677	624,346	981,334	669,555
	Penggunaan Modal Tetap	818,566	104,572	267,471	621,022
	Lebihan Kendalian, Bersih	1,658,111	519,774	713,863	48,533
	JUMLAH OUTPUT	**37,899,640**	**4,841,664**	**12,383,921**	**12,535,793**

Jadual 13: Jadual Penggunaan Domestik pada Harga Asas, Komoditi mengikut Aktiviti (RM'000), 2020

Table 13: Domestic Use Tables at Basic Prices, Commodity by Activity (RM'000), 2020

Alatan Pendawaian, Kelengkapan Pencahayaan Elektrik dan Elektrik Lain *Wiring Devices, Electric Lighting and Other Electrical Equipment*	Komponen dan Papan Elektronik *Electronic Components and Boards*	Peralatan Komunikasi dan Elektronik Pengguna *Communication Equipment and Consumer Electronics*	Peralatan Penyinaran, Perubatan Elektro dan Elektroterapeutik *Irradiation, Electro Medical and Electrotherapeutic Equipment*	Activity / Commodity	
73	74	75	76		
4,310	1,889,943	58,422	3,450	***Computers, Peripheral, Office Equipment and Machinery***	***69***
2,893	20,111	41,764	144	***Electric Motors, Generators and Transformers***	***70***
20,416	1,482,264	1,934,964	13,661	***Electricity Distribution & Control Apparatus, Batteries and Accumulators***	***71***
47,271	53,671	613,674	165	***Fibre Optic Cables, Electronic and Other Electric***	***72***
293,264	129,735	313,639	171	***Wiring Devices, Electric Lighting Equipment and Other Electrical***	***73***
892,097	70,338,010	29,994,671	603,667	***Electronic Components and Boards***	***74***
106,732	3,117,076	4,630,776	12,476	***Communication Equipment and Consumer Electronics***	***75***
-	-	-	69,370	***Irradiation Equipment, Electro Medical and Electrotherapeutic***	***76***
70,444	272,285	98,197	4,713	***Measuring Equipment, Testing, Navigating and Control***	***77***
-	8,761	399,509	-	***Optical Instruments, Photographic Equipment, Magnetic and Optical Media***	***78***
-	467	1,331	7	***Watches and Clocks***	***79***
17,714	1,193,494	73,735	8,748	***Motor Vehicles, Trailers and Semi Trailers***	***80***
-	-	-	-	***Motorcycles***	***81***
-	-	-	-	***Ships, Boats, Bicycles and Invalid Carriages***	***82***
-	-	-	-	***Other Transport Equipment***	***83***
1,292	13,753	9,960	608	***Other Manufacturing***	***84***
38,404	1,556,542	178,180	19,903	***Repair & Installation of Machinery and Equipment***	***85***
69,055	3,199,609	280,627	95,252	***Electricity and Gas***	***86***
7,688	163,811	15,770	3,526	***Water***	***87***
1,724	18,761	6,888	672	***Sewerage, Waste Management and Remediation Activities***	***88***
-	-	-	-	***Residential Buildings***	***89***
-	-	-	-	***Non-Residential Buildings***	***90***
-	-	-	-	***Civil Engineering***	***91***
-	752,616	-	-	***Specialised Construction Activities***	***92***
529,215	17,963,316	7,131,777	304,474	***Wholesale & Retail Trade, Repair of Motor Vehicles and Motorcycles***	***93***
-	-	-	-	***Accommodation***	***94***
10,850	72,123	29,065	3,143	***Food and Beverage***	***95***
38,047	1,237,146	552,123	21,562	***Land Transport***	***96***
18,668	651,789	266,445	10,139	***Water Transport***	***97***
7,680	190,202	79,151	3,872	***Air Transport***	***98***
6,321	206,662	85,634	3,464	***Warehousing and Support Activities for Transportation***	***99***
-	-	-	-	***Services Incidental to Water and Air Transportation***	***100***
-	-	-	-	***Highway Operation Services, Bridge and Tunnel***	***101***
2,398	43,003	11,172	609	***Postal and Courier Activities***	***102***
-	-	-	-	***Publishing Activities***	***103***
14,066	115,384	53,565	4,403	***Telecommunications***	***104***
-	-	-	-	***Motion Picture, Programming and Broadcasting Activities***	***105***
1,053	11,017	25,889	184	***Computer and Information Services***	***106***
56,148	2,066,434	835,619	33,737	***Monetary Intermediation***	***107***
7,250	138,414	58,762	2,992	***Other Financial Service***	***108***
26,232	174,317	109,319	20,822	***Insurance/ Takaful and Pension Funding***	***109***
1,626	8,119	1,542	459	***Activities Auxiliary to Financial Service and Insurance/ Takaful***	***110***
12,109	359,883	40,166	8,378	***Real Estate***	***111***
-	-	-	-	***Ownership of Dwellings***	***112***
61	1,668	11,680	1,345	***Rental and Leasing***	***113***
-	-	-	-	***Scientific Research and Development***	***114***
105,915	1,915,722	481,345	73,598	***Professional***	***115***
3,167	171,776	74,431	191	***Business Services***	***116***
-	-	-	-	***Public Administration***	***117***
-	-	-	-	***Education***	***118***
-	-	-	-	***Health***	***119***
-	-	-	-	***Public Order and Safety***	***120***
-	-	-	-	***Other Public Administration***	***121***
-	-	-	-	***Non-Profit Institutions Serving Households***	***122***
-	-	-	-	***Arts, Entertainment and Recreation***	***123***
-	-	-	-	***Other Private Services***	***124***
3,283,235	**121,281,187**	**50,734,579**	**1,822,810**	***TOTAL INTERMEDIATE INPUT***	
-	-	-	-	***Direct Purchases Abroad by Residents***	
-	-	-	-	***Domestic Purchases by Non-Residents***	
3,283,235	**121,281,187**	**50,734,579**	**1,822,810**	***TOTAL INPUT***	
1,382,029	**50,934,416**	**18,965,472**	**983,836**	***Imported Commodities***	
39,727	925,364	311,647	20,144	***Taxes on Products***	
755	10,174	1,549	239	***Subsidies on Products***	
1,369,227	42,788,702	19,349,181	1,423,900	***Gross Value Added***	
795,159	20,811,887	10,279,167	860,928	***Compensation of Employees***	
(10,254)	(416,487)	(195,310)	(10,161)	***Other Net Taxes on Production***	
584,322	22,393,302	9,265,323	573,133	***Operating Surplus, Gross***	
300,879	10,696,637	4,426,855	210,567	***Consumption of Fixed Capital***	
283,443	11,696,664	4,838,468	362,566	***Operating Surplus, Net***	
6,073,463	**215,919,496**	**89,359,330**	**4,250,451**	***TOTAL OUTPUT***	

Jadual 13: Jadual Penggunaan Domestik pada Harga Asas, Komoditi mengikut Aktiviti (RM'000), 2020

Table 13: Domestic Use Tables at Basic Prices, Commodity by Activity (RM'000), 2020

	Komoditi \ Aktiviti	Kelengkapan Mengukur, Menguji,Memandu Arah dan Kawalan *Measuring, Testing, Navigating and Control Equipment*	Instrumen Optikalal, Alatan Fotografi, Media Magnetik dan Optikal *Optical Instruments, Photographic Equipment, Magnetic and Optical Media*	Jam Tangan dan Jam *Watches and Clocks*	Kenderaan Bermotor, Treler dan Semi Treler *Motor Vehicles, Trailers and Semi Trailers*
		77	78	79	80
1	Padi	-	-	-	-
2	Tanaman Makanan	-	-	-	-
3	Sayur-sayuran	-	-	-	-
4	Buah-buahan	-	-	-	-
5	Getah	-	-	-	-
6	Kelapa Sawit	-	-	-	-
7	Tanaman Bunga	-	-	-	-
8	Pertanian Lain	-	-	-	-
9	Ternakan Ayam dan Itik	-	-	-	-
10	Ternakan Lain	-	-	-	-
11	Perhutanan dan Pembalakan	-	-	-	-
12	Perikanan dan Akuakultur	-	-	-	-
13	Minyak Mentah dan Gas Asli	-	-	-	-
14	Perlombongan Bijih Besi	-	-	-	-
15	Pengkuarian Batu, Pasir dan Tanah Liat	-	-	-	-
16	Perlombongan dan Pengkuarian Lain	-	-	-	-
17	Pemprosesan dan Pengawetan Daging	-	-	-	-
18	Pemprosesan dan Pengawetan Makanan Laut	-	-	-	-
19	Pemprosesan dan Pengawetan Buah-buahan & Sayur-sayuran	-	-	-	-
20	Produk Tenusu	-	-	-	-
21	Minyak & Lemak Sayuran dan Haiwan	-	-	-	-
22	Produk Bijian, Kanji dan Produk Berkanji	-	-	-	-
23	Produk Bakeri	-	-	-	-
24	Manisan	-	-	-	-
25	Prosesan Makanan Lain	-	-	-	-
26	Makanan Haiwan Tersedia	-	-	-	-
27	Spirit, Wain dan Minuman Keras	-	-	-	-
28	Minuman Ringan, Air Mineral dan Minuman Lain yang Dibotolkan	-	-	-	-
29	Produk Tembakau	-	-	-	-
30	Penyediaan, Pemintalan dan Penenunan Tekstil	35	55	-	59,993
31	Penyiapan Akhir Tekstil	-	-	-	-
32	Tekstil Lain	31	19	10	831
33	Pakaian	2,400	1,116	185	10,740
34	Produk Kulit	-	41	-	13,088
35	Kasut	-	-	-	26
36	Pengilangan dan Pengetaman Kayu	-	-	-	10,646
37	Kepingan Venier dan Panel berasaskan Kayu	660	82	515	8,492
38	Pertukangan Kayu dan Tanggam untuk Jurubina	-	-	-	635
39	Bekas Kayu dan Produk Kayu Lain	612	-	136	2,750
40	Kertas dan Produk Kertas	860	469	94	21,161
41	Perabot	1,804	494	389	67,101
42	Penerbitan Semula Media Rakaman	-	-	-	-
43	Percetakan	335	162	336	2,990
44	Kok dan Produk Petroleum Bertapis	59,954	27,205	5,900	202,251
45	Kimia Asas	2,117	1,470	81	41,373
46	Baja dan Sebatian Nitrogen	-	-	-	-
47	Cat dan Varnis	626	1,838	-	38,377
48	Produk Farmaseutikal, Kimia Perubatan dan Botani	-	-	-	4,150
49	Sabun & Bahan Pencuci, Pencuci dan Pengilat, Pewangi dan Dandanan Diri	-	-	-	18
50	Produk Kimia Lain	7,793	6,280	-	23,330
51	Tayar dan Tiub Getah	-	-	-	48,008
52	Prosesan Getah	-	-	-	786
53	Sarung Tangan Getah	39	-	246	2,461,464
54	Produk Getah Lain	76	-	483	4,818,061
55	Produk Plastik	8,674	39	4,996	140,998
56	Kaca dan Produk Kaca	74	13,787	6,150	973
57	Produk Refraktori, Tanah Liat, Porselin dan Seramik	-	-	-	1,123
58	Simen, Kapur dan Plaster	1,475	-	-	-
59	Produk Mineral bukan Logam	-	-	382	2,147
60	Besi dan Keluli Asas	98,523	1,135	1,498	568,998
61	Logam Asas Berharga dan Logam bukan Ferus Lain	71,543	2,238	4,839	273,445
62	Pengacuan Logam	3,607	-	59	17,841
63	Produk Struktur Logam, Tangki, Takungan dan Penjana Wap	38,454	2,439	336	950,887
64	Produk Logam Lain yang Direka	100,533	1,542	31,215	1,162,665
65	Enjin & Turbin, Alatan Kuasa Bendalir, Pam, Pemampat, Kepala Paip dan Injap Lain	-	-	-	11,849
66	Jentera Kegunaan Umum Lain	10,137	2,723	2,285	115,131
67	Senjata, Peluru dan Mesin bertujuan Khas	2,248	230	-	61,804
68	Perkakasan Domestik	-	-	-	-

Jadual 13: Jadual Penggunaan Domestik pada Harga Asas, Komoditi mengikut Aktiviti (RM'000), 2020

Table 13: Domestic Use Tables at Basic Prices, Commodity by Activity (RM'000), 2020

Motosikal *Motorcycles*	Kapal, Bot, Basikal dan *Invalid Carriages* *Ships, Boats, Bicycles and Invalid Carriages*	Kelengkapan Pengangkutan Lain *Other Transport Equipment*	Pembuatan Lain *Other Manufacturing*	*Activity* / *Commodity*	
81	82	83	84		
-	-	-	-	*Paddy*	1
-	-	-	-	*Food Crops*	2
-	-	-	-	*Vegetables*	3
-	-	-	-	*Fruits*	4
-	-	-	-	*Rubber*	5
-	-	-	-	*Oil Palm*	6
-	-	-	-	*Flower Plants*	7
-	-	-	-	*Other Agriculture*	8
-	-	-	-	*Poultry Farming*	9
-	-	-	-	*Other Livestock*	10
-	-	-	-	*Forestry and Logging*	11
-	-	-	-	*Fishing and Aquaculture*	12
-	-	-	-	*Crude Oil and Natural Gas*	13
-	-	-	41,715	*Mining of Metal Ores*	14
-	-	-	-	*Quarrying of Stone, Sand and Clay*	15
-	-	-	3,061	*Other Mining and Quarrying*	16
-	-	-	-	*Processing and Preserving of Meat*	17
-	-	-	-	*Processing and Preserving of Seafood*	18
-	-	-	-	*Processing and Preserving of Fruits & Vegetables*	19
-	-	-	-	*Dairy Products*	20
-	-	-	-	*Vegetable & Animal Oils and Fats*	21
-	-	-	-	*Grain Mill Products, Starches and Starch Products*	22
-	-	-	-	*Bakery Products*	23
-	-	-	-	*Confectionery*	24
-	-	-	-	*Other Food Processing*	25
-	-	-	-	*Prepared Animal Feeds*	26
-	-	-	-	*Spirits, Wines and Liquors*	27
-	-	-	-	*Soft Drinks, Mineral Waters and Other Bottled Waters*	28
-	-	-	-	*Tobacco Products*	29
323	99	-	6,811	*Preparation, Spinning and Weaving of Textiles*	30
-	-	-	-	*Finishing of Textiles*	31
14	1,033	1,357	4,110	*Other Textiles*	32
216	3,698	522	1,994	*Wearing Apparel*	33
169	-	-	214	*Leather Products*	34
-	39	-	66	*Footwear*	35
-	84,276	11,932	20,553	*Sawmilling and Planning of Wood*	36
742	5,382	1,483	5,684	*Veneer Sheets and Wood-based Panels*	37
-	-	210	12	*Builders' Carpentry and Joinery*	38
2,696	601	1,508	5,595	*Wooden Containers and Other Wood Products*	39
2,612	1,432	1,106	11,931	*Paper and Paper Products*	40
173	4,811	1,863	2,242	*Furniture*	41
-	-	-	-	*Reproduction of Recorded Media*	42
121	2,450	415	78,213	*Printing*	43
14,458	142,987	60,917	526,813	*Coke and Refined Petroleum Products*	44
849	35,284	21,599	118,999	*Basic Chemicals*	45
-	-	-	774	*Fertilizers and Nitrogen Compounds*	46
998	30,722	11,704	16,238	*Paints and Varnishes*	47
-	-	-	83,931	*Pharmaceuticals, Medicinal Chemical and Botanical Products*	48
-	1	-	121	*Soaps & Detergents, Cleaning & Polishing, Perfumes and Toilet Preparations*	49
550	1,669	8,075	83,924	*Other Chemicals Products*	50
2	42,512	140,588	769	*Rubber Tyres and Tubes*	51
-	1,445	-	6,296	*Rubber Processing*	52
4,802	1,138	143,099	8,494	*Rubber Gloves*	53
9,401	1,020	280,139	12,330	*Other Rubber Products*	54
357	2,783	5,554	17,451	*Plastic Products*	55
-	2,737	723	1,763	*Glass and Glass Products*	56
-	-	-	1,355	*Refractory, Clay, Porcelain and Ceramic Products*	57
-	-	-	2,068	*Cement, Lime and Plaster*	58
-	3,859	-	2,782	*Non-Metallic Mineral Products*	59
80,050	239,716	34,536	16,200	*Basic Iron and Steel*	60
8,343	18,651	24,486	778,737	*Basic Precious and Other Non-Ferrous Metals*	61
31	13	412	1,597	*Casting of Metals*	62
22,035	573,547	150,132	30,416	*Structural Metal Products, Tanks, Reservoirs and Steam Generators*	63
69,390	243,289	294,797	98,883	*Other Fabricated Metal Products*	64
9,215	107,365	17,628	942	*Engines & Turbines, Fluid Power Equipment, Other Pumps, Compressors, Taps and Valves*	65
1,051	7,672	10,187	11,562	*Other General Purpose Machinery*	66
30	13,484	1,071	975	*Weapons, Ammunition and Special Purpose Machinery*	67
-	-	-	-	*Domestic Appliances*	68

Jadual 13: Jadual Penggunaan Domestik pada Harga Asas, Komoditi mengikut Aktiviti (RM'000), 2020

Table 13: Domestic Use Tables at Basic Prices, Commodity by Activity (RM'000), 2020

	Komoditi \ Aktiviti	Kelengkapan Mengukur, Menguji,Memandu Arah dan Kawalan *Measuring, Testing, Navigating and Control Equipment*	Instrumen Optikalal, Alatan Fotografi, Media Magnetik dan Optikal *Optical Instruments, Photographic Equipment, Magnetic and Optical Media*	Jam Tangan dan Jam *Watches and Clocks*	Kenderaan Bermotor, Treler dan Semi Treler *Motor Vehicles, Trailers and Semi Trailers*
		77	78	79	80
69	Komputer, Peranti, Mesin dan Kelengkapan Pejabat	615	594	515	24,871
70	Motor Elektrik, Penjana dan Transformer	2,380	-	-	17,587
71	Perkakasan Pengagihan & Pengawalan Elektrik, Bateri dan Akumulator	125,880	-	-	16,600
72	Kabel Gentian Optikal, Elektronik dan Elektrik Lain	27,106	487	-	20,481
73	Alatan Pendawaian, Kelengkapan Pencahayaan Elektrik dan Elektrik Lain	289	-	1,007	9,027
74	Komponen dan Papan Elektronik	1,527,457	1,097,256	154,922	2,457,933
75	Peralatan Komunikasi dan Elektronik Pengguna	136,142	378	98	159,374
76	Peralatan Penyinaran, Perubatan Elektro dan Elektroterapeutik	-	-	-	5,411
77	Kelengkapan Mengukur, Menguji, Memandu Arah dan Kawalan	314,877	-	-	4,724
78	Instrumen Optikal, Alatan Fotografi, Media Magnetik dan Optikal	-	239,117	548	701
79	Jam Tangan dan Jam	-	-	56,621	-
80	Kenderaan Bermotor, Treler dan Semi Treler	13,835	3,898	4,276	12,619,467
81	Motosikal	-	-	-	-
82	Kapal, Bot, Basikal dan 'Invalid Carriages'	-	-	-	-
83	Kelengkapan Pengangkutan Lain	-	-	-	-
84	Pembuatan Lain	797	385	799	7,105
85	Pembaikan & Pemasangan Mesin dan Kelengkapan	46,522	10,697	18,217	262,571
86	Elektrik dan Gas	107,018	59,012	20,291	429,560
87	Air	3,574	2,607	429	23,051
88	Pembetungan, Pengurusan Sisa dan Aktiviti Pemulihan	1,857	231	489	10,131
89	Bangunan Kediaman	-	-	-	-
90	Bangunan Bukan Kediaman	-	-	-	-
91	Kejuruteraan Awam	-	-	-	-
92	Aktiviti Pembinaan Pertukangan Khas	-	-	-	-
93	Perdagangan Borong & Runcit, Pembaikan Kenderaan Bermotor dan Motosikal	550,045	270,161	65,834	5,009,456
94	Penginapan	-	-	-	-
95	Makanan dan Minuman	4,265	1,528	644	33,731
96	Pengangkutan Darat	48,725	18,609	4,243	341,780
97	Pengangkutan Air	19,646	9,984	2,257	180,503
98	Pengangkutan Udara	8,777	2,954	679	55,452
99	Penggudangan dan Aktiviti Sokongan untuk Pengangkutan	6,854	3,206	888	58,366
100	Perkhidmatan berkaitan Pengangkutan Air dan Udara	-	-	-	-
101	Perkhidmatan Operasi Lebuhraya, Jambatan dan Terowong	-	-	-	-
102	Perkhidmatan Pos dan Kurier	2,393	273	178	5,482
103	Aktiviti Penerbitan	-	-	-	-
104	Telekomunikasi	19,840	2,672	662	39,657
105	Aktiviti Wayang Gambar, Pemprograman dan Penyiaran	-	-	-	-
106	Perkhidmatan Komputer dan Maklumat	2,024	729	53	25,758
107	Perantaraan Kewangan	64,496	30,312	8,161	494,688
108	Perkhidmatan Kewangan Lain	5,284	1,939	643	52,688
109	Insurans/ Takaful dan Tabungan Pencen	23,187	3,382	4,630	77,201
110	Aktiviti Sokongan Perkhidmatan Kewangan dan Insurans/ Takaful	619	143	32	2,577
111	Hartanah	10,498	1,453	1,292	248,446
112	Pemilikan Kediaman	-	-	-	-
113	Sewaan dan Pajakan	2,337	544	-	2,633
114	Penyelidikan dan Pembangunan Saintifik	-	-	-	-
115	Profesional	243,073	23,697	28,415	709,558
116	Perkhidmatan Perniagaan	3,801	3,670	417	85,813
117	Pentadbiran Awam	-	-	-	-
118	Pendidikan	-	-	-	-
119	Kesihatan	-	-	-	-
120	Ketenteraman dan Keselamatan Awam	-	-	-	-
121	Pentadbiran Awam Lain	-	-	-	-
122	Institusi bukan Keuntungan yang Berkhidmat kepada Isi Rumah	-	-	-	-
123	Kesenian, Hiburan dan Rekreasi	-	-	-	-
124	Perkhidmatan Swasta Lain	-	-	-	-
	JUMLAH INPUT PERANTARAAN	**3,736,827**	**1,853,283**	**437,376**	**34,636,514**
	Pembelian Langsung oleh Residen di Luar Negeri	-	-	-	-
	Pembelian Dalam Negeri oleh Bukan Residen	-	-	-	-
	JUMLAH INPUT	**3,736,827**	**1,853,283**	**437,376**	**34,636,514**
	Komoditi Import	**1,627,968**	**673,908**	**241,336**	**5,496,280**
	Cukai ke atas Produk	39,605	12,735	5,115	1,315,961
	Subsidi ke atas Produk	769	349	76	2,595
	Nilai Ditambah Kasar	1,798,135	446,059	374,627	15,988,243
	Pampasan Pekerja	1,014,760	316,750	330,299	1,942,416
	Cukai Bersih Lain ke atas Pengeluaran	(15,390)	(6,695)	(2,492)	(119,401)
	Lebihan Kendalian, Kasar	798,764	136,004	46,820	14,165,228
	Penggunaan Modal Tetap	356,775	147,908	25,917	1,406,405
	Lebihan Kendalian, Bersih	441,989	(11,905)	20,903	12,758,823
	JUMLAH OUTPUT	**7,201,766**	**2,985,635**	**1,058,378**	**57,434,403**

Jadual 13: Jadual Penggunaan Domestik pada Harga Asas, Komoditi mengikut Aktiviti (RM'000), 2020

Table 13: Domestic Use Tables at Basic Prices, Commodity by Activity (RM'000), 2020

Motosikal *Motorcycles*	Kapal, Bot, Basikal dan *Invalid Carriages* *Ships, Boats, Bicycles and Invalid Carriages*	Kelengkapan Pengangkutan Lain *Other Transport Equipment*	Pembuatan Lain *Other Manufacturing*	*Activity* / *Commodity*	
81	82	83	84		
642	8,451	3,467	3,315	*Computers, Peripheral, Office Equipment and Machinery*	69
259	362	-	495	*Electric Motors, Generators and Transformers*	70
1,156	63,708	-	3,087	*Electricity Distribution & Control Apparatus, Batteries and Accumulators*	71
147	94	-	708	*Fibre Optic Cables, Electronic and Other Electric*	72
-	14,094	-	175	*Wiring Devices, Electric Lighting Equipment and Other Electrical*	73
3,568	151,833	1,000,311	261,273	*Electronic Components and Boards*	74
3,265	73,942	4,314	16,160	*Communication Equipment and Consumer Electronics*	75
-	-	-	966	*Irradiation Equipment, Electro Medical and Electrotherapeutic*	76
-	32,971	374	76,911	*Measuring Equipment, Testing, Navigating and Control*	77
-	-	-	6,854	*Optical Instruments, Photographic Equipment, Magnetic and Optical Media*	78
-	-	-	29	*Watches and Clocks*	79
401,768	4,742,660	844,490	49,353	*Motor Vehicles, Trailers and Semi Trailers*	80
-	-	-	-	*Motorcycles*	81
-	-	-	-	*Ships, Boats, Bicycles and Invalid Carriages*	82
-	-	-	-	*Other Transport Equipment*	83
288	5,821	986	112,686	*Other Manufacturing*	84
7,725	57,620	52,410	47,598	*Repair & Installation of Machinery and Equipment*	85
18,381	118,127	50,704	132,917	*Electricity and Gas*	86
1,328	10,389	2,543	7,660	*Water*	87
228	3,808	1,362	33,777	*Sewerage, Waste Management and Remediation Activities*	88
-	-	-	-	*Residential Buildings*	89
-	-	-	-	*Non-Residential Buildings*	90
-	-	-	-	*Civil Engineering*	91
-	-	-	-	*Specialised Construction Activities*	92
140,324	1,431,949	608,858	846,197	*Wholesale & Retail Trade, Repair of Motor Vehicles and Motorcycles*	93
-	-	-	-	*Accommodation*	94
2,808	6,053	5,874	11,554	*Food and Beverage*	95
8,579	82,790	43,794	54,139	*Land Transport*	96
4,405	43,786	21,549	27,360	*Water Transport*	97
1,673	14,462	7,633	9,722	*Air Transport*	98
1,464	15,075	7,174	22,385	*Warehousing and Support Activities for Transportation*	99
-	-	-	-	*Services Incidental to Water and Air Transportation*	100
-	-	-	-	*Highway Operation Services, Bridge and Tunnel*	101
373	4,126	434	2,636	*Postal and Courier Activities*	102
-	-	-	-	*Publishing Activities*	103
1,964	14,501	3,275	15,945	*Telecommunications*	104
-	-	-	-	*Motion Picture, Programming and Broadcasting Activities*	105
276	1,529	2,514	1,644	*Computer and Information Services*	106
14,300	157,874	63,423	90,898	*Monetary Intermediation*	107
1,674	18,363	5,437	8,709	*Other Financial Service*	108
4,286	40,112	24,297	29,975	*Insurance/ Takaful and Pension Funding*	109
108	1,924	266	1,007	*Activities Auxiliary to Financial Service and Insurance/ Takaful*	110
7,520	91,510	20,750	23,895	*Real Estate*	111
-	-	-	-	*Ownership of Dwellings*	112
225	4	37	328	*Rental and Leasing*	113
-	-	-	-	*Scientific Research and Development*	114
19,094	1,350,262	77,603	149,336	*Professional*	115
2,236	159,454	3,881	6,217	*Business Services*	116
-	-	-	-	*Public Administration*	117
-	-	-	-	*Education*	118
-	-	-	-	*Health*	119
-	-	-	-	*Public Order and Safety*	120
-	-	-	-	*Other Public Administration*	121
-	-	-	-	*Non-Profit Institutions Serving Households*	122
-	-	-	-	*Arts, Entertainment and Recreation*	123
-	-	-	-	*Other Private Services*	124
878,690	**10,291,368**	**4,083,805**	**4,061,536**	*TOTAL INTERMEDIATE INPUT*	
-	-	-	-	*Direct Purchases Abroad by Residents*	
-	-	-	-	*Domestic Purchases by Non-Residents*	
878,690	**10,291,368**	**4,083,805**	**4,061,536**	*TOTAL INPUT*	
279,702	**2,430,916**	**1,123,016**	**3,487,041**	*Imported Commodities*	
39,907	506,626	107,723	74,012	*Taxes on Products*	
186	1,835	782	6,901	*Subsidies on Products*	
559,239	2,446,529	1,532,319	2,650,471	*Gross Value Added*	
308,189	337,865	315,794	990,426	*Compensation of Employees*	
(6,599)	(44,112)	(15,584)	(23,804)	*Other Net Taxes on Production*	
257,648	2,152,776	1,232,108	1,683,849	*Operating Surplus, Gross*	
43,033	383,802	167,641	251,389	*Consumption of Fixed Capital*	
214,616	1,768,974	1,064,467	1,432,460	*Operating Surplus, Net*	
1,757,352	**15,673,605**	**6,846,081**	**10,266,159**	*TOTAL OUTPUT*	

Jadual 13: Jadual Penggunaan Domestik pada Harga Asas, Komoditi mengikut Aktiviti (RM'000), 2020

Table 13: Domestic Use Tables at Basic Prices, Commodity by Activity (RM'000), 2020

	Komoditi / Aktiviti	Pembaikan & Pemasangan Mesin dan Kelengkapan *Repair & Installation of Machinery and Equipment*	Elektrik dan Gas *Electricity and Gas*	Wap, Pendingin Udara, Penakungan, Perawatan dan Bekalan Air *Steam, Air Conditioning, Water Collection, Treatment and Supply*	Pembetungan, Pengurusan Sisa dan Aktiviti Pemulihan *Sewerage, Waste Management and Remediation Activities*
		85	86	87	88
1	Padi	-	-	-	-
2	Tanaman Makanan	-	-	-	-
3	Sayur-sayuran	-	-	-	-
4	Buah-buahan	-	-	-	-
5	Getah	-	-	-	-
6	Kelapa Sawit	-	-	-	-
7	Tanaman Bunga	-	-	-	-
8	Pertanian Lain	-	-	-	-
9	Ternakan Ayam dan Itik	-	-	-	-
10	Ternakan Lain	-	-	-	-
11	Perhutanan dan Pembalakan	-	-	-	-
12	Perikanan dan Akuakultur	-	-	-	-
13	Minyak Mentah dan Gas Asli	-	-	-	-
14	Perlombongan Bijih Besi	-	-	-	-
15	Pengkuarian Batu, Pasir dan Tanah Liat	-	-	-	-
16	Perlombongan dan Pengkuarian Lain	-	249,577	-	-
17	Pemprosesan dan Pengawetan Daging	-	-	-	-
18	Pemprosesan dan Pengawetan Makanan Laut	-	-	-	-
19	Pemprosesan dan Pengawetan Buah-buahan & Sayur-sayuran	-	-	-	-
20	Produk Tenusu	-	-	-	-
21	Minyak & Lemak Sayuran dan Haiwan	-	-	-	-
22	Produk Bijian, Kanji dan Produk Berkanji	-	-	-	-
23	Produk Bakeri	-	-	-	-
24	Manisan	5	-	-	-
25	Prosesan Makanan Lain	-	-	-	-
26	Makanan Haiwan Tersedia	-	-	-	-
27	Spirit, Wain dan Minuman Keras	-	-	-	-
28	Minuman Ringan, Air Mineral dan Minuman Lain yang Dibotolkan	-	-	-	-
29	Produk Tembakau	-	-	-	-
30	Penyediaan, Pemintalan dan Penenunan Tekstil	1,457	-	-	-
31	Penyiapan Akhir Tekstil	-	-	-	-
32	Tekstil Lain	11,087	-	-	-
33	Pakaian	5,643	2,133	4,149	1,000
34	Produk Kulit	36	-	-	-
35	Kasut	-	-	-	-
36	Pengilangan dan Pengetaman Kayu	4,892	1	-	-
37	Kepingan Venier dan Panel berasaskan Kayu	25,399	-	-	-
38	Pertukangan Kayu dan Tanggam untuk Jurubina	668	-	-	-
39	Bekas Kayu dan Produk Kayu Lain	8,763	-	-	-
40	Kertas dan Produk Kertas	10,590	967	-	-
41	Perabot	6,382	-	-	-
42	Penerbitan Semula Media Rakaman	1,879	-	-	-
43	Percetakan	126	113	26	25
44	Kok dan Produk Petroleum Bertapis	188,343	9,144,140	68,266	301,083
45	Kimia Asas	39,772	4,026	-	-
46	Baja dan Sebatian Nitrogen	119	-	-	-
47	Cat dan Varnis	15,105	-	-	-
48	Produk Farmaseutikal, Kimia Perubatan dan Botani	-	-	-	-
49	Sabun & Bahan Pencuci, Pencuci dan Pengilat, Pewangi dan Dandanan Diri	2	-	-	-
50	Produk Kimia Lain	8,031	-	-	-
51	Tayar dan Tiub Getah	673	-	-	-
52	Prosesan Getah	2,181	-	-	-
53	Sarung Tangan Getah	1,530	-	-	-
54	Produk Getah Lain	1,172	-	-	-
55	Produk Plastik	42,647	11,086	-	-
56	Kaca dan Produk Kaca	720	-	-	-
57	Produk Refraktori, Tanah Liat, Porselin dan Seramik	204	-	-	-
58	Simen, Kapur dan Plaster	258	-	-	-
59	Produk Mineral bukan Logam	1,942	-	-	-
60	Besi dan Keluli Asas	238,478	-	-	-
61	Logam Asas Berharga dan Logam bukan Ferus Lain	34,490	-	-	-
62	Pengacuan Logam	25,171	-	-	-
63	Produk Struktur Logam, Tangki, Takungan dan Penjana Wap	430,957	-	-	-
64	Produk Logam Lain yang Direka	645,547	396	-	-
65	Enjin & Turbin, Alatan Kuasa Bendalir, Pam, Pemampat, Kepala Paip dan Injap Lain	1,651	-	30,934	12,198
66	Jentera Kegunaan Umum Lain	58,955	-	-	-
67	Senjata, Peluru dan Mesin bertujuan Khas	3,605	3,069	-	-
68	Perkakasan Domestik	-	-	-	-

Jadual 13: Jadual Penggunaan Domestik pada Harga Asas, Komoditi mengikut Aktiviti (RM'000), 2020

Table 13: Domestic Use Tables at Basic Prices, Commodity by Activity (RM'000), 2020

Bangunan Kediaman *Residential Buildings*	Bangunan Bukan Kediaman *Non-Residential Buildings*	Kejuruteraan Awam *Civil Engineering*	Aktiviti Pembinaan Pertukangan Khas *Specialized Construction Activities*	Activity / Commodity	
89	90	91	92		
-	-	-	-	Paddy	1
-	-	-	-	Food Crops	2
-	-	-	-	Vegetables	3
-	-	-	-	Fruits	4
-	-	-	-	Rubber	5
-	-	-	-	Oil Palm	6
-	-	-	-	Flower Plants	7
-	-	-	-	Other Agriculture	8
-	-	-	-	Poultry Farming	9
-	-	-	-	Other Livestock	10
-	-	-	-	Forestry and Logging	11
-	-	-	-	Fishing and Aquaculture	12
-	-	694,190	-	Crude Oil and Natural Gas	13
-	-	-	-	Mining of Metal Ores	14
1,348,276	1,238,051	1,853,964	477,216	Quarrying of Stone, Sand and Clay	15
-	-	-	-	Other Mining and Quarrying	16
-	-	-	-	Processing and Preserving of Meat	17
-	-	-	-	Processing and Preserving of Seafood	18
-	-	-	-	Processing and Preserving of Fruits & Vegetables	19
-	-	-	-	Dairy Products	20
-	-	-	-	Vegetable & Animal Oils and Fats	21
-	-	-	-	Grain Mill Products, Starches and Starch Products	22
-	-	-	-	Bakery Products	23
-	-	-	-	Confectionery	24
-	-	-	-	Other Food Processing	25
-	-	-	-	Prepared Animal Feeds	26
-	-	-	-	Spirits, Wines and Liquors	27
-	-	-	-	Soft Drinks, Mineral Waters and Other Bottled Waters	28
-	-	-	-	Tobacco Products	29
-	-	-	-	Preparation, Spinning and Weaving of Textiles	30
-	-	-	-	Finishing of Textiles	31
-	-	-	-	Other Textiles	32
11,563	9,614	17,767	15,642	Wearing Apparel	33
-	-	-	-	Leather Products	34
-	-	-	-	Footwear	35
-	-	-	-	Sawmilling and Planning of Wood	36
1,689,735	1,289,592	493,593	592,136	Veneer Sheets and Wood-based Panels	37
436,762	338,434	186,530	77,909	Builders' Carpentry and Joinery	38
-	-	-	-	Wooden Containers and Other Wood Products	39
-	-	-	-	Paper and Paper Products	40
-	-	-	-	Furniture	41
-	-	-	-	Reproduction of Recorded Media	42
185	159	329	256	Printing	43
2,005,045	1,987,608	6,820,878	1,857,289	Coke and Refined Petroleum Products	44
120,315	112,264	290,040	682,482	Basic Chemicals	45
-	-	-	-	Fertilizers and Nitrogen Compounds	46
202,126	199,411	133,769	400,286	Paints and Varnishes	47
-	-	-	-	Pharmaceuticals, Medicinal Chemical and Botanical Products	48
-	-	-	-	Soaps & Detergents, Cleaning & Polishing, Perfumes and Toilet Preparations	49
-	-	-	-	Other Chemicals Products	50
-	-	-	-	Rubber Tyres and Tubes	51
-	-	-	-	Rubber Processing	52
-	-	-	-	Rubber Gloves	53
-	-	-	-	Other Rubber Products	54
638,541	89,315	280,108	360,437	Plastic Products	55
52,201	61,137	17,568	119,447	Glass and Glass Products	56
418,765	408,276	457,995	759,715	Refractory, Clay, Porcelain and Ceramic Products	57
2,135,008	2,287,220	1,245,365	653,101	Cement, Lime and Plaster	58
3,120,283	3,060,495	3,580,806	1,313,244	Non-Metallic Mineral Products	59
1,135,334	1,359,963	1,915,509	702,938	Basic Iron and Steel	60
87,590	121,003	151,851	359,189	Basic Precious and Other Non-Ferrous Metals	61
86,830	98,134	1,164,335	219,591	Casting of Metals	62
728,750	839,023	2,255,659	574,579	Structural Metal Products, Tanks, Reservoirs and Steam Generators	63
815,356	954,108	1,397,834	573,214	Other Fabricated Metal Products	64
-	-	-	-	Engines & Turbines, Fluid Power Equipment, Other Pumps, Compressors, Taps and Valves	65
2,182	12,185	55,830	153,499	Other General Purpose Machinery	66
-	-	-	-	Weapons, Ammunition and Special Purpose Machinery	67
328	687	5,591	9,992	Domestic Appliances	68

Jadual 13: Jadual Penggunaan Domestik pada Harga Asas, Komoditi mengikut Aktiviti (RM'000), 2020

Table 13: Domestic Use Tables at Basic Prices, Commodity by Activity (RM'000), 2020

	Komoditi \ Aktiviti	Pembaikan & Pemasangan Mesin dan Kelengkapan *Repair & Installation of Machinery and Equipment*	Elektrik dan Gas *Electricity and Gas*	Wap, Pendingin Udara, Penakungan, Perawatan dan Bekalan Air *Steam, Air Conditioning, Water Collection, Treatment and Supply*	Pembetungan, Pengurusan Sisa dan Aktiviti Pemulihan *Sewerage, Waste Management and Remediation Activities*
		85	86	87	88
69	Komputer, Peranti, Mesin dan Kelengkapan Pejabat	3,934	-	-	-
70	Motor Elektrik, Penjana dan Transformer	68,686	55,784	-	-
71	Perkakasan Pengagihan & Pengawalan Elektrik, Bateri dan Akumulator	22,976	-	-	-
72	Kabel Gentian Optikal, Elektronik dan Elektrik Lain	86,343	-	-	-
73	Alatan Pendawaian, Kelengkapan Pencahayaan Elektrik dan Elektrik Lain	1,427	-	-	-
74	Komponen dan Papan Elektronik	743,329	-	-	-
75	Peralatan Komunikasi dan Elektronik Pengguna	73,942	250,172	-	-
76	Peralatan Penyinaran, Perubatan Elektro dan Elektroterapeutik	-	-	-	-
77	Kelengkapan Mengukur, Menguji, Memandu Arah dan Kawalan	17,937	-	-	-
78	Instrumen Optikal, Alatan Fotografi, Media Magnetik dan Optikal	1,127	-	-	-
79	Jam Tangan dan Jam	-	-	-	-
80	Kenderaan Bermotor, Treler dan Semi Treler	143,649	57,610	2,602	4,260
81	Motosikal	-	-	-	-
82	Kapal, Bot, Basikal dan 'Invalid Carriages'	-	-	-	-
83	Kelengkapan Pengangkutan Lain	-	-	-	-
84	Pembuatan Lain	3,963	3,110	2,165	4,218
85	Pembaikan & Pemasangan Mesin dan Kelengkapan	991,327	-	-	-
86	Elektrik dan Gas	209,492	1,276,026	723,707	185,551
87	Air	21,252	184,542	699,769	10,192
88	Pembetungan, Pengurusan Sisa dan Aktiviti Pemulihan	4,376	8,325	983,948	2,747,202
89	Bangunan Kediaman	-	-	-	-
90	Bangunan Bukan Kediaman	-	-	-	-
91	Kejuruteraan Awam	-	-	-	-
92	Aktiviti Pembinaan Pertukangan Khas	-	6,131,655	117,728	57,435
93	Perdagangan Borong & Runcit, Pembaikan Kenderaan Bermotor dan Motosikal	954,163	2,765,349	526,466	668,720
94	Penginapan	-	-	-	-
95	Makanan dan Minuman	32,088	10,490	5,945	4,435
96	Pengangkutan Darat	63,140	149,978	33,742	45,308
97	Pengangkutan Air	30,433	82,713	18,603	24,975
98	Pengangkutan Udara	11,107	24,410	5,586	7,290
99	Penggudangan dan Aktiviti Sokongan untuk Pengangkutan	9,893	25,674	5,775	7,749
100	Perkhidmatan berkaitan Pengangkutan Air dan Udara	-	-	-	-
101	Perkhidmatan Operasi Lebuhraya, Jambatan dan Terowong	-	-	-	-
102	Perkhidmatan Pos dan Kurier	7,421	5,145	711	1,838
103	Aktiviti Penerbitan	-	298,377	-	-
104	Telekomunikasi	43,522	56,975	23,933	12,575
105	Aktiviti Wayang Gambar, Pemprograman dan Penyiaran	-	-	-	-
106	Perkhidmatan Komputer dan Maklumat	2,228	51,268	6,266	278
107	Perantaraan Kewangan	92,296	601,815	80,648	100,030
108	Perkhidmatan Kewangan Lain	13,800	40,655	9,486	100,694
109	Insurans/ Takaful dan Tabungan Pencen	76,407	114,632	21,772	13,189
110	Aktiviti Sokongan Perkhidmatan Kewangan dan Insurans/ Takaful	3,094	1,494	463	476
111	Hartanah	40,911	24,739	428	678
112	Pemilikan Kediaman	-	-	-	-
113	Sewaan dan Pajakan	679	-	875	597
114	Penyelidikan dan Pembangunan Saintifik	-	-	-	-
115	Profesional	333,830	666,787	166,868	273,220
116	Perkhidmatan Perniagaan	23,764	5,882	61,259	33,883
117	Pentadbiran Awam	-	-	-	-
118	Pendidikan	-	-	-	-
119	Kesihatan	-	-	-	-
120	Ketenteraman dan Keselamatan Awam	-	-	-	-
121	Pentadbiran Awam Lain	-	-	-	-
122	Institusi bukan Keuntungan yang Berkhidmat kepada Isi Rumah	-	-	-	-
123	Kesenian, Hiburan dan Rekreasi	-	-	-	-
124	Perkhidmatan Swasta Lain	-	2,149	244,789	122,065
	JUMLAH INPUT PERANTARAAN	**5,951,014**	**22,311,265**	**3,846,910**	**4,741,166**
	Pembelian Langsung oleh Residen di Luar Negeri	-	-	-	-
	Pembelian Dalam Negeri oleh Bukan Residen	-	-	-	-
	JUMLAH INPUT	**5,951,014**	**22,311,265**	**3,846,910**	**4,741,166**
	Komoditi Import	**1,700,849**	**9,414,472**	**466,273**	**289,039**
	Cukai ke atas Produk	83,322	267,452	40,279	62,836
	Subsidi ke atas Produk	2,438	117,333	876	3,863
	Nilai Ditambah Kasar	2,022,191	31,289,629	6,023,328	2,975,499
	Pampasan Pekerja	891,910	4,313,078	931,304	1,292,951
	Cukai Bersih Lain ke atas Pengeluaran	(22,422)	(140,547)	(20,363)	(15,394)
	Lebihan Kendalian, Kasar	1,152,702	27,117,097	5,112,387	1,697,942
	Penggunaan Modal Tetap	238,871	15,646,332	2,570,154	1,997,651
	Lebihan Kendalian, Bersih	913,832	11,470,765	2,542,233	(299,709)
	JUMLAH OUTPUT	**9,754,938**	**63,165,485**	**10,375,914**	**8,064,677**

Jadual 13: Jadual Penggunaan Domestik pada Harga Asas, Komoditi mengikut Aktiviti (RM'000), 2020

Table 13: Domestic Use Tables at Basic Prices, Commodity by Activity (RM'000), 2020

Bangunan Kediaman *Residential Buildings*	Bangunan Bukan Kediaman *Non-Residential Buildings*	Kejuruteraan Awam *Civil Engineering*	Aktiviti Pembinaan Pertukangan Khas *Specialized Construction Activities*	Activity / Commodity	
89	90	91	92		
-	-	-	-	Computers, Peripheral, Office Equipment and Machinery	69
-	-	-	-	Electric Motors, Generators and Transformers	70
-	-	-	-	Electricity Distribution & Control Apparatus, Batteries and Accumulators	71
217,357	191,352	1,463,079	1,531,338	Fibre Optic Cables, Electronic and Other Electric	72
39,948	37,144	199,305	449,929	Wiring Devices, Electric Lighting Equipment and Other Electrical	73
-	-	-	-	Electronic Components and Boards	74
108,701	111,705	389,342	588,775	Communication Equipment and Consumer Electronics	75
-	-	-	-	Irradiation Equipment, Electro Medical and Electrotherapeutic	76
-	-	-	-	Measuring Equipment, Testing, Navigating and Control	77
-	-	-	-	Optical Instruments, Photographic Equipment, Magnetic and Optical Media	78
-	-	-	-	Watches and Clocks	79
27,035	43,977	159,053	371,375	Motor Vehicles, Trailers and Semi Trailers	80
-	-	-	-	Motorcycles	81
-	-	-	-	Ships, Boats, Bicycles and Invalid Carriages	82
-	-	-	-	Other Transport Equipment	83
8,641	5,828	11,317	9,725	Other Manufacturing	84
101,174	124,751	263,720	485,212	Repair & Installation of Machinery and Equipment	85
101,000	97,681	232,111	186,773	Electricity and Gas	86
22,326	19,544	47,311	34,182	Water	87
7,128	5,170	10,867	8,553	Sewerage, Waste Management and Remediation Activities	88
-	-	-	-	Residential Buildings	89
-	-	-	-	Non-Residential Buildings	90
-	-	320,016	-	Civil Engineering	91
1,397,596	1,301,432	2,102,107	1,804,666	Specialised Construction Activities	92
3,737,431	3,602,158	6,166,761	3,377,210	Wholesale & Retail Trade, Repair of Motor Vehicles and Motorcycles	93
-	-	-	-	Accommodation	94
19,376	15,768	34,884	28,593	Food and Beverage	95
247,082	239,740	614,146	626,110	Land Transport	96
113,020	109,061	189,001	104,044	Water Transport	97
40,254	42,985	128,991	135,188	Air Transport	98
36,932	35,724	71,445	50,785	Warehousing and Support Activities for Transportation	99
-	-	-	-	Services Incidental to Water and Air Transportation	100
-	-	-	-	Highway Operation Services, Bridge and Tunnel	101
4,801	3,900	8,341	7,067	Postal and Courier Activities	102
-	-	-	-	Publishing Activities	103
326,680	263,535	498,462	457,788	Telecommunications	104
-	-	-	-	Motion Picture, Programming and Broadcasting Activities	105
42,211	52,628	97,776	56,651	Computer and Information Services	106
866,540	830,931	1,465,391	907,565	Monetary Intermediation	107
131,363	124,125	251,841	180,012	Other Financial Service	108
436,945	438,083	659,510	831,619	Insurance/ Takaful and Pension Funding	109
2,999	3,734	6,268	4,072	Activities Auxiliary to Financial Service and Insurance/ Takaful	110
86,733	73,750	166,631	185,692	Real Estate	111
-	-	-	-	Ownership of Dwellings	112
35	4	104	37	Rental and Leasing	113
-	-	-	-	Scientific Research and Development	114
818,952	685,344	1,064,325	719,988	Professional	115
97,685	115,244	140,894	80,229	Business Services	116
-	-	-	-	Public Administration	117
-	-	-	-	Education	118
-	-	-	-	Health	119
-	-	-	-	Public Order and Safety	120
-	-	-	-	Other Public Administration	121
-	-	-	-	Non-Profit Institutions Serving Households	122
-	-	-	-	Arts, Entertainment and Recreation	123
47,395	44,915	108,193	74,567	Other Private Services	124
24,122,514	**23,086,891**	**39,890,700**	**23,199,906**	TOTAL INTERMEDIATE INPUT	
-	-	-	-	Direct Purchases Abroad by Residents	
-	-	-	-	Domestic Purchases by Non-Residents	
24,122,514	**23,086,891**	**39,890,700**	**23,199,906**	TOTAL INPUT	
4,485,456	**4,547,712**	**7,781,514**	**5,953,412**	Imported Commodities	
265,822	255,105	490,306	363,757	Taxes on Products	
25,728	25,504	87,522	23,832	Subsidies on Products	
13,076,155	12,314,793	18,765,378	11,194,978	Gross Value Added	
10,221,452	9,649,667	13,456,240	8,574,078	Compensation of Employees	
(107,626)	(102,419)	(198,395)	(95,505)	Other Net Taxes on Production	
2,962,329	2,767,546	5,507,533	2,716,405	Operating Surplus, Gross	
1,070,942	1,026,361	1,707,418	1,039,369	Consumption of Fixed Capital	
1,891,386	1,741,184	3,800,115	1,677,036	Operating Surplus, Net	
41,924,219	**40,178,997**	**66,840,376**	**40,688,221**	TOTAL OUTPUT	

Jadual 13: Jadual Penggunaan Domestik pada Harga Asas, Komoditi mengikut Aktiviti (RM'000), 2020

Table 13: Domestic Use Tables at Basic Prices, Commodity by Activity (RM'000), 2020

	Komoditi \ Aktiviti	Perdagangan Borong & Runcit, Pembaikan Kenderaan Bermotor dan Motosikal *Wholesale & Retail Trade, Repair of Motor Vehicles and Motorcycles*	Penginapan *Accommodation*	Makanan dan Minuman *Food and Beverage*	Pengangkutan Darat *Land Transport*
		93	94	95	96
1	Padi	-	-	-	-
2	Tanaman Makanan	66,187	-	372,489	-
3	Sayur-sayuran	195,627	-	607,863	-
4	Buah-buahan	148,218	-	215,884	-
5	Getah	2,733	-	-	-
6	Kelapa Sawit	832,620	-	-	-
7	Tanaman Bunga	1,904,792	-	-	-
8	Pertanian Lain	360	-	20,924	-
9	Ternakan Ayam dan Itik	180,599	-	422,890	-
10	Ternakan Lain	393,314	-	393,779	-
11	Perhutanan dan Pembalakan	510,512	-	-	-
12	Perikanan dan Akuakultur	96,796	-	888,944	-
13	Minyak Mentah dan Gas Asli	-	-	-	-
14	Perlombongan Bijih Besi	-	-	-	-
15	Pengkuarian Batu, Pasir dan Tanah Liat	8,893	-	-	-
16	Perlombongan dan Pengkuarian Lain	-	-	-	-
17	Pemprosesan dan Pengawetan Daging	677,207	-	69,947	-
18	Pemprosesan dan Pengawetan Makanan Laut	157,648	-	133,409	-
19	Pemprosesan dan Pengawetan Buah-buahan & Sayur-sayuran	39,055	-	3,986	-
20	Produk Tenusu	230,852	-	32,138	-
21	Minyak & Lemak Sayuran dan Haiwan	506,879	-	19,316,643	-
22	Produk Bijian, Kanji dan Produk Berkanji	263,764	-	70,099	-
23	Produk Bakeri	414,926	-	87,798	-
24	Manisan	47,014	-	102,768	-
25	Prosesan Makanan Lain	344,258	-	99,572	-
26	Makanan Haiwan Tersedia	1,373,209	-	-	-
27	Spirit, Wain dan Minuman Keras	174,637	-	311,126	-
28	Minuman Ringan, Air Mineral dan Minuman Lain yang Dibotolkan	278,982	-	295,918	-
29	Produk Tembakau	138,715	-	-	-
30	Penyediaan, Pemintalan dan Penenunan Tekstil	725,221	-	-	-
31	Penyiapan Akhir Tekstil	156,368	-	-	-
32	Tekstil Lain	85,478	-	-	-
33	Pakaian	1,411,238	11,279	33,348	15,595
34	Produk Kulit	-	-	-	-
35	Kasut	95,491	-	-	-
36	Pengilangan dan Pengetaman Kayu	3,670	-	-	-
37	Kepingan Venier dan Panel berasaskan Kayu	-	-	-	-
38	Pertukangan Kayu dan Tanggam untuk Jurubina	1,080	-	-	-
39	Bekas Kayu dan Produk Kayu Lain	-	-	-	-
40	Kertas dan Produk Kertas	1,186,111	-	-	-
41	Perabot	189,221	-	-	-
42	Penerbitan Semula Media Rakaman	-	-	-	-
43	Percetakan	1,843,380	300,257	358,543	154,372
44	Kok dan Produk Petroleum Bertapis	8,995,066	212,602	2,490,319	6,890,629
45	Kimia Asas	-	354	17,214	-
46	Baja dan Sebatian Nitrogen	84,318	-	-	-
47	Cat dan Varnis	146,964	-	-	-
48	Produk Farmaseutikal, Kimia Perubatan dan Botani	361,724	-	-	-
49	Sabun & Bahan Pencuci, Pencuci dan Pengilat, Pewangi dan Dandanan Diri	5,721	660	7,880	-
50	Produk Kimia Lain	-	-	-	-
51	Tayar dan Tiub Getah	146,230	-	-	1,483,734
52	Prosesan Getah	-	-	-	-
53	Sarung Tangan Getah	-	-	-	-
54	Produk Getah Lain	12,008	-	-	-
55	Produk Plastik	8,219,354	-	383,914	-
56	Kaca dan Produk Kaca	181,267	-	-	-
57	Produk Refraktori, Tanah Liat, Porselin dan Seramik	-	-	-	-
58	Simen, Kapur dan Plaster	-	-	-	-
59	Produk Mineral bukan Logam	-	-	-	-
60	Besi dan Keluli Asas	-	-	-	-
61	Logam Asas Berharga dan Logam bukan Ferus Lain	-	-	-	-
62	Pengacuan Logam	1,631	-	-	-
63	Produk Struktur Logam, Tangki, Takungan dan Penjana Wap	-	-	-	-
64	Produk Logam Lain yang Direka	1,415,148	-	-	-
65	Enjin & Turbin, Alatan Kuasa Bendalir, Pam, Pemampat, Kepala Paip dan Injap Lain	4,275	-	-	-
66	Jentera Kegunaan Umum Lain	547,829	93,368	-	41,206
67	Senjata, Peluru dan Mesin bertujuan Khas	67,798	-	25,266	-
68	Perkakasan Domestik	103,276	-	528,243	-

Jadual 13: Jadual Penggunaan Domestik pada Harga Asas, Komoditi mengikut Aktiviti (RM'000), 2020

Table 13: Domestic Use Tables at Basic Prices, Commodity by Activity (RM'000), 2020

Pengangkutan Air *Water Transport*	Pengangkutan Udara *Air Transport*	Penggudangan dan Aktiviti Sokongan untuk Pengangkutan *Warehousing and Support Activities for Transportation*	Perkhidmatan berkaitan Pengangkutan Air dan Udara *Services Incidental to Water and Air Transportation*	Activity / Commodity	
97	98	99	100		
-	-	-	-	Paddy	1
-	-	-	-	Food Crops	2
-	-	-	-	Vegetables	3
-	-	-	-	Fruits	4
-	-	-	-	Rubber	5
-	-	-	-	Oil Palm	6
-	-	-	-	Flower Plants	7
-	-	-	-	Other Agriculture	8
-	-	-	-	Poultry Farming	9
-	-	-	-	Other Livestock	10
-	-	-	-	Forestry and Logging	11
-	-	-	-	Fishing and Aquaculture	12
-	-	-	-	Crude Oil and Natural Gas	13
-	-	-	-	Mining of Metal Ores	14
-	-	-	-	Quarrying of Stone, Sand and Clay	15
-	-	-	-	Other Mining and Quarrying	16
-	-	-	-	Processing and Preserving of Meat	17
-	-	-	-	Processing and Preserving of Seafood	18
-	-	-	-	Processing and Preserving of Fruits & Vegetables	19
-	-	-	-	Dairy Products	20
-	-	-	-	Vegetable & Animal Oils and Fats	21
-	-	-	-	Grain Mill Products, Starches and Starch Products	22
-	-	-	-	Bakery Products	23
-	-	-	-	Confectionery	24
-	-	-	-	Other Food Processing	25
-	-	-	-	Prepared Animal Feeds	26
-	-	-	-	Spirits, Wines and Liquors	27
-	-	-	-	Soft Drinks, Mineral Waters and Other Bottled Waters	28
-	-	-	-	Tobacco Products	29
-	-	-	-	Preparation, Spinning and Weaving of Textiles	30
-	-	-	-	Finishing of Textiles	31
-	-	-	-	Other Textiles	32
5,736	540	6,584	15,057	Wearing Apparel	33
-	-	-	-	Leather Products	34
-	-	-	-	Footwear	35
-	-	-	-	Sawmilling and Planning of Wood	36
-	-	-	-	Veneer Sheets and Wood-based Panels	37
-	-	-	-	Builders' Carpentry and Joinery	38
-	-	-	-	Wooden Containers and Other Wood Products	39
-	-	5,823	-	Paper and Paper Products	40
-	-	-	-	Furniture	41
-	-	-	-	Reproduction of Recorded Media	42
262,673	2,421	94,315	190,787	Printing	43
452,964	728,160	4,730,507	463,047	Coke and Refined Petroleum Products	44
-	-	-	-	Basic Chemicals	45
-	-	-	-	Fertilizers and Nitrogen Compounds	46
-	-	-	-	Paints and Varnishes	47
-	-	-	-	Pharmaceuticals, Medicinal Chemical and Botanical Products	48
-	-	-	-	Soaps & Detergents, Cleaning & Polishing, Perfumes and Toilet Preparations	49
-	-	-	-	Other Chemicals Products	50
-	44,950	927,727	21,655	Rubber Tyres and Tubes	51
-	-	-	-	Rubber Processing	52
-	-	-	-	Rubber Gloves	53
-	-	-	-	Other Rubber Products	54
-	-	-	-	Plastic Products	55
-	-	-	-	Glass and Glass Products	56
-	-	-	-	Refractory, Clay, Porcelain and Ceramic Products	57
-	-	-	-	Cement, Lime and Plaster	58
-	-	-	-	Non-Metallic Mineral Products	59
-	-	-	-	Basic Iron and Steel	60
-	-	-	-	Basic Precious and Other Non-Ferrous Metals	61
-	-	-	-	Casting of Metals	62
-	-	-	-	Structural Metal Products, Tanks, Reservoirs and Steam Generators	63
-	-	-	-	Other Fabricated Metal Products	64
-	-	-	-	Engines & Turbines, Fluid Power Equipment, Other Pumps, Compressors, Taps and Valves	65
-	-	30,497	11,213	Other General Purpose Machinery	66
-	-	-	-	Weapons, Ammunition and Special Purpose Machinery	67
-	-	-	-	Domestic Appliances	68

Jadual 13: Jadual Penggunaan Domestik pada Harga Asas, Komoditi mengikut Aktiviti (RM'000), 2020

Table 13: Domestic Use Tables at Basic Prices, Commodity by Activity (RM'000), 2020

	Komoditi \ Aktiviti	Perdagangan Borong & Runcit, Pembaikan Kenderaan Bermotor dan Motosikal *Wholesale & Retail Trade, Repair of Motor Vehicles and Motorcycles*	Penginapan *Accommodation*	Makanan dan Minuman *Food and Beverage*	Pengangkutan Darat *Land Transport*
		93	94	95	96
69	Komputer, Peranti, Mesin dan Kelengkapan Pejabat	869,875	-	5,399	-
70	Motor Elektrik, Penjana dan Transformer	1,347	-	-	-
71	Perkakasan Pengagihan & Pengawalan Elektrik, Bateri dan Akumulator	268,375	-	-	185,650
72	Kabel Gentian Optikal, Elektronik dan Elektrik Lain	410,078	-	-	-
73	Alatan Pendawaian, Kelengkapan Pencahayaan Elektrik dan Elektrik Lain	140,716	-	-	39
74	Komponen dan Papan Elektronik	1,334,927	-	-	-
75	Peralatan Komunikasi dan Elektronik Pengguna	9,739,695	-	-	1,838
76	Peralatan Penyinaran, Perubatan Elektro dan Elektroterapeutik	33,505	-	-	-
77	Kelengkapan Mengukur, Menguji, Memandu Arah dan Kawalan	3,440,548	-	-	-
78	Instrumen Optikal, Alatan Fotografi, Media Magnetik dan Optikal	2,557,897	-	-	-
79	Jam Tangan dan Jam	75,105	-	-	-
80	Kenderaan Bermotor, Treler dan Semi Treler	2,904,681	292,526	160,688	146,611
81	Motosikal	-	-	-	-
82	Kapal, Bot, Basikal dan 'Invalid Carriages'	178,887	-	-	41,881
83	Kelengkapan Pengangkutan Lain	-	-	-	-
84	Pembuatan Lain	1,301,260	8,946	-	6,494
85	Pembaikan & Pemasangan Mesin dan Kelengkapan	400,011	81,220	2,432	131,342
86	Elektrik dan Gas	7,582,203	474,898	1,655,445	68,104
87	Air	1,441,476	31,147	461,393	16,899
88	Pembetungan, Pengurusan Sisa dan Aktiviti Pemulihan	1,504,634	128,490	9,499	11,373
89	Bangunan Kediaman	-	-	-	-
90	Bangunan Bukan Kediaman	-	-	-	-
91	Kejuruteraan Awam	-	-	-	-
92	Aktiviti Pembinaan Pertukangan Khas	9,495,108	155,185	-	21,619
93	Perdagangan Borong & Runcit, Pembaikan Kenderaan Bermotor dan Motosikal	14,995,154	375,933	5,869,311	2,082,685
94	Penginapan	-	42,159	199,351	-
95	Makanan dan Minuman	-	39,832	4,657,445	28,283
96	Pengangkutan Darat	897,923	24,799	394,069	120,656
97	Pengangkutan Air	495,155	10,402	217,362	66,444
98	Pengangkutan Udara	137,968	20,633	60,581	18,515
99	Penggudangan dan Aktiviti Sokongan untuk Pengangkutan	153,335	3,595	67,304	123,734
100	Perkhidmatan berkaitan Pengangkutan Air dan Udara	-	-	-	127,305
101	Perkhidmatan Operasi Lebuhraya, Jambatan dan Terowong	-	-	-	429,476
102	Perkhidmatan Pos dan Kurier	-	4,009	19,009	9,114
103	Aktiviti Penerbitan	-	-	-	-
104	Telekomunikasi	6,116,142	392,064	434,928	81,234
105	Aktiviti Wayang Gambar, Pemprograman dan Penyiaran	-	2,111	-	-
106	Perkhidmatan Komputer dan Maklumat	-	21,606	230,571	11,049
107	Perantaraan Kewangan	11,131,644	25,161	320,777	200,409
108	Perkhidmatan Kewangan Lain	3,172,781	48,692	57,784	19,109
109	Insurans/ Takaful dan Tabungan Pencen	1,900,700	58,413	133,949	263,847
110	Aktiviti Sokongan Perkhidmatan Kewangan dan Insurans/ Takaful	104,088	2,875	22,158	8,219
111	Hartanah	3,705,373	44,157	833,525	52,446
112	Pemilikan Kediaman	-	-	-	-
113	Sewaan dan Pajakan	20,232	70	9,069	8
114	Penyelidikan dan Pembangunan Saintifik	-	-	-	-
115	Profesional	4,957,637	432,464	1,256,086	501,695
116	Perkhidmatan Perniagaan	1,932,829	124,613	94,211	455,321
117	Pentadbiran Awam	-	-	-	-
118	Pendidikan	-	-	-	-
119	Kesihatan	-	-	-	-
120	Ketenteraman dan Keselamatan Awam	-	-	-	-
121	Pentadbiran Awam Lain	-	-	-	-
122	Institusi bukan Keuntungan yang Berkhidmat kepada Isi Rumah	-	-	-	-
123	Kesenian, Hiburan dan Rekreasi	-	138,436	-	-
124	Perkhidmatan Swasta Lain	347,573	24,151	-	256,018
	JUMLAH INPUT PERANTARAAN	**128,726,523**	**3,627,107**	**44,463,250**	**14,072,954**
	Pembelian Langsung oleh Residen di Luar Negeri	-	-	-	-
	Pembelian Dalam Negeri oleh Bukan Residen	-	-	-	-
	JUMLAH INPUT	**128,726,523**	**3,627,107**	**44,463,250**	**14,072,954**
	Komoditi Import	**19,970,882**	**282,192**	**5,352,476**	**1,523,772**
	Cukai ke atas Produk	1,947,306	81,903	524,163	261,947
	Subsidi ke atas Produk	134,424	2,728	135,435	88,417
	Nilai Ditambah Kasar	236,912,296	5,027,187	35,167,869	10,620,677
	Pampasan Pekerja	77,643,638	3,904,755	16,843,809	5,790,038
	Cukai Bersih Lain ke atas Pengeluaran	(889,641)	(38,163)	(225,088)	(78,398)
	Lebihan Kendalian, Kasar	160,158,300	1,160,595	18,549,147	4,909,037
	Penggunaan Modal Tetap	10,591,963	355,136	3,362,906	7,411,283
	Lebihan Kendalian, Bersih	149,566,337	805,459	15,186,242	(2,502,246)
	JUMLAH OUTPUT	**387,422,583**	**9,015,661**	**85,372,322**	**26,390,932**

Jadual 13: Jadual Penggunaan Domestik pada Harga Asas, Komoditi mengikut Aktiviti (RM'000), 2020

Table 13: Domestic Use Tables at Basic Prices, Commodity by Activity (RM'000), 2020

Pengangkutan Air *Water Transport*	Pengangkutan Udara *Air Transport*	Penggudangan dan Aktiviti Sokongan untuk Pengangkutan *Warehousing and Support Activities for Transportation*	Perkhidmatan berkaitan Pengangkutan Air dan Udara *Services Incidental to Water and Air Transportation*	Activity / Commodity	
97	98	99	100		
-	-	-	-	Computers, Peripheral, Office Equipment and Machinery	69
-	-	-	-	Electric Motors, Generators and Transformers	70
-	-	200,195	6,232	Electricity Distribution & Control Apparatus, Batteries and Accumulators	71
-	-	-	-	Fibre Optic Cables, Electronic and Other Electric	72
-	-	-	-	Wiring Devices, Electric Lighting Equipment and Other Electrical	73
-	-	-	-	Electronic Components and Boards	74
-	-	4,603	-	Communication Equipment and Consumer Electronics	75
-	-	-	-	Irradiation Equipment, Electro Medical and Electrotherapeutic	76
-	95,623	-	-	Measuring Equipment, Testing, Navigating and Control	77
-	-	-	-	Optical Instruments, Photographic Equipment, Magnetic and Optical Media	78
-	-	-	-	Watches and Clocks	79
21,252	76,322	86,231	43,955	Motor Vehicles, Trailers and Semi Trailers	80
-	-	-	-	Motorcycles	81
2,685,408	-	-	-	Ships, Boats, Bicycles and Invalid Carriages	82
-	777,532	-	-	Other Transport Equipment	83
4,306	425	6,875	5,821	Other Manufacturing	84
368,105	95,117	380,674	235,915	Repair & Installation of Machinery and Equipment	85
34,645	2,634	139,772	249,842	Electricity and Gas	86
14,387	7,383	8,172	4,589	Water	87
16,694	591	17,407	20,094	Sewerage, Waste Management and Remediation Activities	88
-	-	-	-	Residential Buildings	89
-	-	-	-	Non-Residential Buildings	90
-	-	-	-	Civil Engineering	91
-	17,529	121,103	9,388	Specialised Construction Activities	92
722,663	399,691	1,520,758	286,878	Wholesale & Retail Trade, Repair of Motor Vehicles and Motorcycles	93
-	-	-	-	Accommodation	94
255,444	450,612	457,466	424,729	Food and Beverage	95
36,724	22,304	87,258	15,789	Land Transport	96
20,287	12,300	48,123	8,707	Water Transport	97
5,643	17,374	13,410	2,426	Air Transport	98
140,888	56,990	37,136	123,105	Warehousing and Support Activities for Transportation	99
723,754	763,202	615,464	783,910	Services Incidental to Water and Air Transportation	100
-	850,509	259,592	19,702	Highway Operation Services, Bridge and Tunnel	101
8,247	901	12,678	2,100	Postal and Courier Activities	102
1,413,312	-	-	-	Publishing Activities	103
44,628	13,907	115,301	23,328	Telecommunications	104
-	-	-	-	Motion Picture, Programming and Broadcasting Activities	105
16,906	6,914	68,297	22,773	Computer and Information Services	106
119,424	65,270	168,671	55,564	Monetary Intermediation	107
22,141	25,937	23,018	5,984	Other Financial Service	108
134,860	45,144	284,452	60,890	Insurance/ Takaful and Pension Funding	109
3,769	2,053	9,617	1,116	Activities Auxiliary to Financial Service and Insurance/ Takaful	110
71,339	129,510	34,919	45,867	Real Estate	111
-	-	-	-	Ownership of Dwellings	112
8	-	20	1	Rental and Leasing	113
-	-	-	-	Scientific Research and Development	114
707,823	255,267	589,382	703,979	Professional	115
559,039	39,266	343,491	80,608	Business Services	116
-	-	-	-	Public Administration	117
-	-	-	-	Education	118
-	-	-	-	Health	119
-	-	-	-	Public Order and Safety	120
-	-	-	-	Other Public Administration	121
-	-	-	-	Non-Profit Institutions Serving Households	122
-	-	-	-	Arts, Entertainment and Recreation	123
-	1,588	131,635	15,612	Other Private Services	124
8,873,069	**5,007,965**	**11,581,173**	**3,960,663**	TOTAL INTERMEDIATE INPUT	
-	-	-	-	Direct Purchases Abroad by Residents	
-	-	-	-	Domestic Purchases by Non-Residents	
8,873,069	**5,007,965**	**11,581,173**	**3,960,663**	TOTAL INPUT	
437,063	**314,611**	**1,260,207**	**351,963**	Imported Commodities	
111,079	67,757	202,522	64,769	Taxes on Products	
5,812	9,343	60,700	5,942	Subsidies on Products	
5,623,898	1,399,687	7,331,024	8,039,525	Gross Value Added	
1,856,233	1,906,049	3,400,276	2,632,123	Compensation of Employees	
(37,689)	(57,011)	(51,864)	(30,348)	Other Net Taxes on Production	
3,805,353	(449,350)	3,982,612	5,437,750	Operating Surplus, Gross	
4,223,438	1,904,196	5,704,781	3,485,336	Consumption of Fixed Capital	
(418,085)	(2,353,546)	(1,722,168)	1,952,414	Operating Surplus, Net	
15,039,296	**6,780,676**	**20,314,227**	**12,410,977**	TOTAL OUTPUT	

Jadual 13: Jadual Penggunaan Domestik pada Harga Asas, Komoditi mengikut Aktiviti (RM'000), 2020

Table 13: Domestic Use Tables at Basic Prices, Commodity by Activity (RM'000), 2020

	Komoditi / Aktiviti	Perkhidmatan Operasi Lebuhraya, Jambatan dan Terowong *Highway, Bridge and Tunnel Operation Services*	Perkhidmatan Pos dan Kurier *Postal and Courier Activities*	Aktiviti Penerbitan *Publishing Activity*	Telekomunikasi *Telecommunications*
		101	102	103	104
1	Padi	-	-	-	-
2	Tanaman Makanan	-	-	-	-
3	Sayur-sayuran	-	-	-	-
4	Buah-buahan	-	-	-	-
5	Getah	-	-	-	-
6	Kelapa Sawit	-	-	-	-
7	Tanaman Bunga	-	-	-	-
8	Pertanian Lain	-	-	-	-
9	Ternakan Ayam dan Itik	-	-	-	-
10	Ternakan Lain	-	-	-	-
11	Perhutanan dan Pembalakan	-	-	-	-
12	Perikanan dan Akuakultur	-	-	-	-
13	Minyak Mentah dan Gas Asli	-	-	-	-
14	Perlombongan Bijih Besi	-	-	-	-
15	Pengkuarian Batu, Pasir dan Tanah Liat	-	-	-	-
16	Perlombongan dan Pengkuarian Lain	-	-	-	-
17	Pemprosesan dan Pengawetan Daging	-	-	-	-
18	Pemprosesan dan Pengawetan Makanan Laut	-	-	-	-
19	Pemprosesan dan Pengawetan Buah-buahan & Sayur-sayuran	-	-	-	-
20	Produk Tenusu	-	-	-	-
21	Minyak & Lemak Sayuran dan Haiwan	-	-	-	-
22	Produk Bijian, Kanji dan Produk Berkanji	-	-	-	-
23	Produk Bakeri	-	-	-	-
24	Manisan	-	-	-	-
25	Prosesan Makanan Lain	-	-	-	-
26	Makanan Haiwan Tersedia	-	-	-	-
27	Spirit, Wain dan Minuman Keras	-	-	-	-
28	Minuman Ringan, Air Mineral dan Minuman Lain yang Dibotolkan	-	-	-	-
29	Produk Tembakau	-	-	-	-
30	Penyediaan, Pemintalan dan Penenunan Tekstil	-	-	-	-
31	Penyiapan Akhir Tekstil	-	-	-	-
32	Tekstil Lain	-	-	-	-
33	Pakaian	2,165	1,987	1,961	14,102
34	Produk Kulit	-	-	-	-
35	Kasut	-	-	-	-
36	Pengilangan dan Pengetaman Kayu	-	-	-	-
37	Kepingan Venier dan Panel berasaskan Kayu	-	-	-	-
38	Pertukangan Kayu dan Tanggam untuk Jurubina	-	-	-	-
39	Bekas Kayu dan Produk Kayu Lain	-	-	-	-
40	Kertas dan Produk Kertas	-	-	2,816	-
41	Perabot	-	-	-	-
42	Penerbitan Semula Media Rakaman	-	-	-	-
43	Percetakan	3,207	105,535	276,681	211,135
44	Kok dan Produk Petroleum Bertapis	101,134	1,127,818	153,941	417,940
45	Kimia Asas	-	-	6,740	-
46	Baja dan Sebatian Nitrogen	-	-	-	-
47	Cat dan Varnis	-	-	70,461	-
48	Produk Farmaseutikal, Kimia Perubatan dan Botani	-	-	-	-
49	Sabun & Bahan Pencuci, Pencuci dan Pengilat, Pewangi dan Dandanan Diri	-	-	-	-
50	Produk Kimia Lain	-	-	-	-
51	Tayar dan Tiub Getah	-	-	-	-
52	Prosesan Getah	-	-	-	-
53	Sarung Tangan Getah	-	-	-	-
54	Produk Getah Lain	-	-	-	-
55	Produk Plastik	-	-	-	-
56	Kaca dan Produk Kaca	-	-	-	-
57	Produk Refraktori, Tanah Liat, Porselin dan Seramik	-	-	-	-
58	Simen, Kapur dan Plaster	-	-	-	-
59	Produk Mineral bukan Logam	-	-	-	-
60	Besi dan Keluli Asas	-	-	-	-
61	Logam Asas Berharga dan Logam bukan Ferus Lain	-	-	-	-
62	Pengacuan Logam	-	-	-	-
63	Produk Struktur Logam, Tangki, Takungan dan Penjana Wap	-	-	-	-
64	Produk Logam Lain yang Direka	-	-	-	-
65	Enjin & Turbin, Alatan Kuasa Bendalir, Pam, Pemampat, Kepala Paip dan Injap Lain	-	-	-	-
66	Jentera Kegunaan Umum Lain	-	-	-	-
67	Senjata, Peluru dan Mesin bertujuan Khas	-	-	4,000	-
68	Perkakasan Domestik	-	-	-	-

Jadual 13: Jadual Penggunaan Domestik pada Harga Asas, Komoditi mengikut Aktiviti (RM'000), 2020

Table 13: Domestic Use Tables at Basic Prices, Commodity by Activity (RM'000), 2020

Aktiviti Wayang Gambar, Pemprograman dan Penyiaran *Motion Picture, Programming and Broadcasting Activities*	Perkhidmatan Komputer dan Maklumat *Computer and Information Services*	Perantaraan Kewangan *Monetary Intermediation*	Perkhidmatan Kewangan Lain *Other Financial Service*	Activity / Commodity	
105	106	107	108		
-	-	-	-	Paddy	1
-	-	-	-	Food Crops	2
-	-	-	-	Vegetables	3
-	-	-	-	Fruits	4
-	-	-	-	Rubber	5
-	-	-	-	Oil Palm	6
-	-	-	-	Flower Plants	7
-	-	-	-	Other Agriculture	8
-	-	-	-	Poultry Farming	9
-	-	-	-	Other Livestock	10
-	-	-	-	Forestry and Logging	11
-	-	-	-	Fishing and Aquaculture	12
-	-	-	-	Crude Oil and Natural Gas	13
-	-	-	-	Mining of Metal Ores	14
-	-	-	-	Quarrying of Stone, Sand and Clay	15
-	-	-	-	Other Mining and Quarrying	16
-	-	-	-	Processing and Preserving of Meat	17
-	-	-	-	Processing and Preserving of Seafood	18
-	-	-	-	Processing and Preserving of Fruits & Vegetables	19
-	-	-	-	Dairy Products	20
-	-	-	-	Vegetable & Animal Oils and Fats	21
-	-	-	-	Grain Mill Products, Starches and Starch Products	22
-	-	-	-	Bakery Products	23
-	-	-	-	Confectionery	24
-	-	-	-	Other Food Processing	25
-	-	-	-	Prepared Animal Feeds	26
-	-	-	-	Spirits, Wines and Liquors	27
-	-	-	-	Soft Drinks, Mineral Waters and Other Bottled Waters	28
-	-	-	-	Tobacco Products	29
-	-	-	-	Preparation, Spinning and Weaving of Textiles	30
-	-	-	-	Finishing of Textiles	31
-	-	-	-	Other Textiles	32
9,013	48,128	113,644	120,124	Wearing Apparel	33
-	-	-	-	Leather Products	34
-	-	-	-	Footwear	35
-	-	-	-	Sawmilling and Planning of Wood	36
-	-	-	-	Veneer Sheets and Wood-based Panels	37
-	-	-	-	Builders' Carpentry and Joinery	38
-	-	-	-	Wooden Containers and Other Wood Products	39
-	-	-	-	Paper and Paper Products	40
2,418	-	-	-	Furniture	41
-	-	-	-	Reproduction of Recorded Media	42
9,778	139,047	64,579	16,949	Printing	43
445,055	358,787	65,327	27,564	Coke and Refined Petroleum Products	44
-	-	-	-	Basic Chemicals	45
-	-	-	-	Fertilizers and Nitrogen Compounds	46
-	-	-	-	Paints and Varnishes	47
-	-	-	-	Pharmaceuticals, Medicinal Chemical and Botanical Products	48
-	-	-	-	Soaps & Detergents, Cleaning & Polishing, Perfumes and Toilet Preparations	49
-	-	-	-	Other Chemicals Products	50
-	-	-	-	Rubber Tyres and Tubes	51
-	-	-	-	Rubber Processing	52
-	-	-	-	Rubber Gloves	53
-	-	-	-	Other Rubber Products	54
-	-	-	-	Plastic Products	55
-	-	-	-	Glass and Glass Products	56
-	-	-	-	Refractory, Clay, Porcelain and Ceramic Products	57
-	-	-	-	Cement, Lime and Plaster	58
-	-	-	-	Non-Metallic Mineral Products	59
-	-	-	-	Basic Iron and Steel	60
-	-	-	-	Basic Precious and Other Non-Ferrous Metals	61
-	-	-	-	Casting of Metals	62
-	-	-	-	Structural Metal Products, Tanks, Reservoirs and Steam Generators	63
-	-	-	-	Other Fabricated Metal Products	64
-	-	-	-	Engines & Turbines, Fluid Power Equipment, Other Pumps, Compressors, Taps and Valves	65
-	-	-	-	Other General Purpose Machinery	66
-	-	-	-	Weapons, Ammunition and Special Purpose Machinery	67
-	-	-	-	Domestic Appliances	68

Jadual 13: Jadual Penggunaan Domestik pada Harga Asas, Komoditi mengikut Aktiviti (RM'000), 2020

Table 13: Domestic Use Tables at Basic Prices, Commodity by Activity (RM'000), 2020

	Komoditi \ Aktiviti	Perkhidmatan Operasi Lebuhraya, Jambatan dan Terowong *Highway, Bridge and Tunnel Operation Services*	Perkhidmatan Pos dan Kurier *Postal and Courier Activities*	Aktiviti Penerbitan *Publishing Activity*	Telekomunikasi *Telecommunications*
		101	102	103	104
69	Komputer, Peranti, Mesin dan Kelengkapan Pejabat	-	-	-	-
70	Motor Elektrik, Penjana dan Transformer	-	-	-	-
71	Perkakasan Pengagihan & Pengawalan Elektrik, Bateri dan Akumulator	-	-	-	-
72	Kabel Gentian Optikal, Elektronik dan Elektrik Lain	-	-	-	-
73	Alatan Pendawaian, Kelengkapan Pencahayaan Elektrik dan Elektrik Lain	-	-	-	-
74	Komponen dan Papan Elektronik	-	-	-	1,123,567
75	Peralatan Komunikasi dan Elektronik Pengguna	-	-	2,226	1,225,979
76	Peralatan Penyinaran, Perubatan Elektro dan Elektroterapeutik	-	-	-	-
77	Kelengkapan Mengukur, Menguji, Memandu Arah dan Kawalan	-	-	-	-
78	Instrumen Optikal, Alatan Fotografi, Media Magnetik dan Optikal	-	-	-	-
79	Jam Tangan dan Jam	-	-	-	-
80	Kenderaan Bermotor, Treler dan Semi Treler	975,230	39,002	5,441	61,181
81	Motosikal	-	-	-	-
82	Kapal, Bot, Basikal dan 'Invalid Carriages'	-	-	-	-
83	Kelengkapan Pengangkutan Lain	-	-	-	-
84	Pembuatan Lain	374	17,097	-	9,907
85	Pembaikan & Pemasangan Mesin dan Kelengkapan	-	-	4,394	169,228
86	Elektrik dan Gas	43,109	98,670	23,523	971,257
87	Air	5,616	23,370	2,193	31,262
88	Pembetungan, Pengurusan Sisa dan Aktiviti Pemulihan	1,387	12,636	1,048	44,497
89	Bangunan Kediaman	-	-	-	-
90	Bangunan Bukan Kediaman	-	-	-	-
91	Kejuruteraan Awam	-	-	-	-
92	Aktiviti Pembinaan Pertukangan Khas	-	7,287	-	1,730,826
93	Perdagangan Borong & Runcit, Pembaikan Kenderaan Bermotor dan Motosikal	216,107	335,743	119,126	822,218
94	Penginapan	-	-	10,293	73,051
95	Makanan dan Minuman	20,446	8,683	17,124	788,407
96	Pengangkutan Darat	11,898	18,416	6,668	55,874
97	Pengangkutan Air	6,559	10,156	3,677	27,161
98	Pengangkutan Udara	1,827	2,830	1,025	93,006
99	Penggudangan dan Aktiviti Sokongan untuk Pengangkutan	2,031	3,145	1,139	8,801
100	Perkhidmatan berkaitan Pengangkutan Air dan Udara	-	-	-	-
101	Perkhidmatan Operasi Lebuhraya, Jambatan dan Terowong	542,298	32,828	-	-
102	Perkhidmatan Pos dan Kurier	408	804,120	2,807	16,628
103	Aktiviti Penerbitan	-	-	464,030	8,658
104	Telekomunikasi	6,390	105,318	64,563	25,917,990
105	Aktiviti Wayang Gambar, Pemprograman dan Penyiaran	-	-	-	-
106	Perkhidmatan Komputer dan Maklumat	1,086	79,409	277,478	6,973,334
107	Perantaraan Kewangan	29,243	51,221	29,137	748,322
108	Perkhidmatan Kewangan Lain	3,769	4,710	3,150	85,256
109	Insurans/ Takaful dan Tabungan Pencen	9,698	253,854	40,756	187,712
110	Aktiviti Sokongan Perkhidmatan Kewangan dan Insurans/ Takaful	316	2,048	6,297	242,042
111	Hartanah	14,801	2,462	5,424	287,185
112	Pemilikan Kediaman	-	-	-	-
113	Sewaan dan Pajakan	83	1,511	45	24,328
114	Penyelidikan dan Pembangunan Saintifik	-	-	-	-
115	Profesional	106,396	178,750	224,551	4,010,896
116	Perkhidmatan Perniagaan	23,164	85,574	16,000	374,318
117	Pentadbiran Awam	-	-	-	-
118	Pendidikan	-	-	-	-
119	Kesihatan	-	-	-	-
120	Ketenteraman dan Keselamatan Awam	-	-	-	-
121	Pentadbiran Awam Lain	-	-	-	-
122	Institusi bukan Keuntungan yang Berkhidmat kepada Isi Rumah	-	-	-	-
123	Kesenian, Hiburan dan Rekreasi	-	-	-	-
124	Perkhidmatan Swasta Lain	3,345	19,202	-	488,045
	JUMLAH INPUT PERANTARAAN	**2,132,089**	**3,433,382**	**1,848,714**	**47,244,113**
	Pembelian Langsung oleh Residen di Luar Negeri	-	-	-	-
	Pembelian Dalam Negeri oleh Bukan Residen	-	-	-	-
	JUMLAH INPUT	**2,132,089**	**3,433,382**	**1,848,714**	**47,244,113**
	Komoditi Import	**50,752**	**365,101**	**387,262**	**9,949,623**
	Cukai ke atas Produk	95,968	76,022	37,258	908,139
	Subsidi ke atas Produk	1,298	14,472	1,975	5,363
	Nilai Ditambah Kasar	7,217,930	2,975,206	2,221,841	61,391,594
	Pampasan Pekerja	984,977	2,345,399	831,291	9,728,154
	Cukai Bersih Lain ke atas Pengeluaran	(24,034)	(12,859)	(10,665)	(232,108)
	Lebihan Kendalian, Kasar	6,256,987	642,666	1,401,214	51,895,548
	Penggunaan Modal Tetap	2,666,575	1,919,519	284,477	7,565,290
	Lebihan Kendalian, Bersih	3,590,413	(1,276,853)	1,116,737	44,330,259
	JUMLAH OUTPUT	**9,495,440**	**6,835,240**	**4,493,100**	**119,488,107**

Jadual 13: Jadual Penggunaan Domestik pada Harga Asas, Komoditi mengikut Aktiviti (RM'000), 2020

Table 13: Domestic Use Tables at Basic Prices, Commodity by Activity (RM'000), 2020

Aktiviti Wayang Gambar, Pemprograman dan Penyiaran *Motion Picture, Programming and Broadcasting Activities*	Perkhidmatan Komputer dan Maklumat *Computer and Information Services*	Perantaraan Kewangan *Monetary Intermediation*	Perkhidmatan Kewangan Lain *Other Financial Service*	Activity / Commodity	
105	106	107	108		
-	479,989	34,940	3,618	Computers, Peripheral, Office Equipment and Machinery	69
-	-	-	-	Electric Motors, Generators and Transformers	70
-	-	-	-	Electricity Distribution & Control Apparatus, Batteries and Accumulators	71
-	-	-	-	Fibre Optic Cables, Electronic and Other Electric	72
537	-	-	-	Wiring Devices, Electric Lighting Equipment and Other Electrical	73
-	1,123,735	-	-	Electronic Components and Boards	74
-	1,066,298	-	-	Communication Equipment and Consumer Electronics	75
-	-	-	-	Irradiation Equipment, Electro Medical and Electrotherapeutic	76
-	-	-	-	Measuring Equipment, Testing, Navigating and Control	77
29,881	-	-	-	Optical Instruments, Photographic Equipment, Magnetic and Optical Media	78
-	-	-	-	Watches and Clocks	79
5,981	25,843	228,155	61,633	Motor Vehicles, Trailers and Semi Trailers	80
-	-	-	-	Motorcycles	81
-	-	-	-	Ships, Boats, Bicycles and Invalid Carriages	82
-	-	-	-	Other Transport Equipment	83
1,737	9,302	3,138	3,019	Other Manufacturing	84
26,924	22,374	6,164	1,496	Repair & Installation of Machinery and Equipment	85
50,463	269,057	38,927	430	Electricity and Gas	86
2,863	37,770	24,431	1,691	Water	87
3,167	21,884	408,477	11,281	Sewerage, Waste Management and Remediation Activities	88
-	-	-	-	Residential Buildings	89
-	-	-	-	Non-Residential Buildings	90
-	-	-	-	Civil Engineering	91
154,454	1,789,890	595,977	152,977	Specialised Construction Activities	92
140,603	696,714	241,274	66,850	Wholesale & Retail Trade, Repair of Motor Vehicles and Motorcycles	93
18,513	135,712	-	-	Accommodation	94
91,305	743,958	32,015	17,777	Food and Beverage	95
7,747	44,245	13,616	3,563	Land Transport	96
4,273	24,400	7,013	1,782	Water Transport	97
5,519	51,618	33,537	6,258	Air Transport	98
1,323	7,556	2,225	571	Warehousing and Support Activities for Transportation	99
-	-	-	-	Services Incidental to Water and Air Transportation	100
-	-	-	-	Highway Operation Services, Bridge and Tunnel	101
13,947	85,636	89,115	9,843	Postal and Courier Activities	102
-	-	590,393	33,864	Publishing Activities	103
629,486	735,843	228,410	177,196	Telecommunications	104
3,466,333	-	-	-	Motion Picture, Programming and Broadcasting Activities	105
29,514	6,136,967	2,151	4,204	Computer and Information Services	106
81,477	302,003	1,238,461	272,596	Monetary Intermediation	107
24,208	60,787	51,731	3,129,766	Other Financial Service	108
51,186	153,872	152,363	32,607	Insurance/ Takaful and Pension Funding	109
4,418	149,343	1,998,527	666,662	Activities Auxiliary to Financial Service and Insurance/ Takaful	110
16,913	65,781	205,436	94,970	Real Estate	111
-	-	-	-	Ownership of Dwellings	112
2,705	453	1,207	895	Rental and Leasing	113
-	-	-	-	Scientific Research and Development	114
435,395	1,521,066	11,776,520	1,690,058	Professional	115
53,749	226,342	173,040	22,489	Business Services	116
-	-	-	-	Public Administration	117
-	-	-	-	Education	118
-	-	-	-	Health	119
-	-	-	-	Public Order and Safety	120
-	-	-	-	Other Public Administration	121
-	-	-	-	Non-Profit Institutions Serving Households	122
-	-	-	-	Arts, Entertainment and Recreation	123
17,618	167,724	46,322	12,723	Other Private Services	124
5,838,504	**16,702,124**	**18,467,115**	**6,645,455**	TOTAL INTERMEDIATE INPUT	
-	-	-	-	Direct Purchases Abroad by Residents	
-	-	-	-	Domestic Purchases by Non-Residents	
5,838,504	**16,702,124**	**18,467,115**	**6,645,455**	TOTAL INPUT	
397,468	**6,328,689**	**3,915,616**	**631,148**	Imported Commodities	
110,525	442,648	496,535	140,162	Taxes on Products	
5,711	4,604	838	354	Subsidies on Products	
4,981,310	19,178,321	59,366,070	5,971,507	Gross Value Added	
1,424,606	9,221,034	23,299,413	2,122,062	Compensation of Employees	
(26,485)	(88,005)	(177,254)	(22,898)	Other Net Taxes on Production	
3,583,189	10,045,292	36,243,911	3,872,343	Operating Surplus, Gross	
716,849	2,700,170	3,202,801	521,358	Consumption of Fixed Capital	
2,866,340	7,345,122	33,041,109	3,350,985	Operating Surplus, Net	
11,322,096	**42,647,178**	**82,244,498**	**13,387,918**	TOTAL OUTPUT	

Jadual 13: Jadual Penggunaan Domestik pada Harga Asas, Komoditi mengikut Aktiviti (RM'000), 2020

Table 13: Domestic Use Tables at Basic Prices, Commodity by Activity (RM'000), 2020

	Komoditi \ Aktiviti	Insurans/ Takaful dan Tabungan Pencen *Insurance/ Takaful and Pension Funding*	Aktiviti Sokongan Perkhidmatan Kewangan dan Insurans/ Takaful *Activities Auxiliary to Financial Service and Insurance/ Takaful*	Hartanah *Real Estate*	Pemilikan Kediaman *Ownership of Dwellings*
		109	110	111	112
1	Padi	-	-	-	-
2	Tanaman Makanan	-	-	-	-
3	Sayur-sayuran	-	-	-	-
4	Buah-buahan	-	-	-	-
5	Getah	-	-	-	-
6	Kelapa Sawit	-	-	-	-
7	Tanaman Bunga	-	-	-	-
8	Pertanian Lain	-	-	-	-
9	Ternakan Ayam dan Itik	-	-	-	-
10	Ternakan Lain	-	-	-	-
11	Perhutanan dan Pembalakan	-	-	-	-
12	Perikanan dan Akuakultur	-	-	-	-
13	Minyak Mentah dan Gas Asli	-	-	-	-
14	Perlombongan Bijih Besi	-	-	-	-
15	Pengkuarian Batu, Pasir dan Tanah Liat	-	-	-	-
16	Perlombongan dan Pengkuarian Lain	-	-	-	-
17	Pemprosesan dan Pengawetan Daging	-	-	-	-
18	Pemprosesan dan Pengawetan Makanan Laut	-	-	-	-
19	Pemprosesan dan Pengawetan Buah-buahan & Sayur-sayuran	-	-	-	-
20	Produk Tenusu	-	-	-	-
21	Minyak & Lemak Sayuran dan Haiwan	-	-	-	-
22	Produk Bijian, Kanji dan Produk Berkanji	-	-	-	-
23	Produk Bakeri	-	-	-	-
24	Manisan	-	-	-	-
25	Prosesan Makanan Lain	-	-	-	-
26	Makanan Haiwan Tersedia	-	-	-	-
27	Spirit, Wain dan Minuman Keras	-	-	-	-
28	Minuman Ringan, Air Mineral dan Minuman Lain yang Dibotolkan	-	-	-	-
29	Produk Tembakau	-	-	-	-
30	Penyediaan, Pemintalan dan Penenunan Tekstil	-	-	-	-
31	Penyiapan Akhir Tekstil	-	-	-	-
32	Tekstil Lain	-	-	-	-
33	Pakaian	5,454	1,834	2,749	-
34	Produk Kulit	-	-	-	-
35	Kasut	-	-	-	-
36	Pengilangan dan Pengetaman Kayu	-	-	-	-
37	Kepingan Venier dan Panel berasaskan Kayu	-	-	-	-
38	Pertukangan Kayu dan Tanggam untuk Jurubina	-	-	-	-
39	Bekas Kayu dan Produk Kayu Lain	-	-	-	-
40	Kertas dan Produk Kertas	-	-	-	24,707
41	Perabot	-	-	-	-
42	Penerbitan Semula Media Rakaman	-	-	-	-
43	Percetakan	146,758	22,669	55,879	-
44	Kok dan Produk Petroleum Bertapis	65,455	60,981	3,676,252	-
45	Kimia Asas	-	-	-	31,691
46	Baja dan Sebatian Nitrogen	-	-	-	-
47	Cat dan Varnis	-	-	-	64,004
48	Produk Farmaseutikal, Kimia Perubatan dan Botani	-	-	-	-
49	Sabun & Bahan Pencuci, Pencuci dan Pengilat, Pewangi dan Dandanan Diri	-	-	-	-
50	Produk Kimia Lain	-	-	-	-
51	Tayar dan Tiub Getah	-	-	-	-
52	Prosesan Getah	-	-	-	-
53	Sarung Tangan Getah	-	-	-	-
54	Produk Getah Lain	-	-	-	-
55	Produk Plastik	-	-	-	250,021
56	Kaca dan Produk Kaca	-	-	-	-
57	Produk Refraktori, Tanah Liat, Porselin dan Seramik	-	-	-	266,385
58	Simen, Kapur dan Plaster	-	-	-	-
59	Produk Mineral bukan Logam	-	-	-	-
60	Besi dan Keluli Asas	-	-	-	-
61	Logam Asas Berharga dan Logam bukan Ferus Lain	-	-	-	-
62	Pengacuan Logam	-	-	-	-
63	Produk Struktur Logam, Tangki, Takungan dan Penjana Wap	-	-	-	-
64	Produk Logam Lain yang Direka	-	-	-	-
65	Enjin & Turbin, Alatan Kuasa Bendalir, Pam, Pemampat, Kepala Paip dan Injap Lain	-	-	-	-
66	Jentera Kegunaan Umum Lain	-	-	-	-
67	Senjata, Peluru dan Mesin bertujuan Khas	-	-	-	-
68	Perkakasan Domestik	-	-	-	-

Jadual 13: Jadual Penggunaan Domestik pada Harga Asas, Komoditi mengikut Aktiviti (RM'000), 2020

Table 13: Domestic Use Tables at Basic Prices, Commodity by Activity (RM'000), 2020

Sewaan dan Pajakan *Rental and Leasing*	Penyelidikan dan Pembangunan Saintifik *Scientific Research and Development*	Profesional *Professional*	Perkhidmatan Perniagaan *Business Services*	Activity / Commodity	
113	114	115	116		
-	-	-	-	Paddy	1
-	-	-	-	Food Crops	2
-	-	-	-	Vegetables	3
-	-	-	-	Fruits	4
-	-	-	-	Rubber	5
-	-	-	-	Oil Palm	6
-	-	-	-	Flower Plants	7
-	-	-	-	Other Agriculture	8
-	-	-	-	Poultry Farming	9
-	-	-	-	Other Livestock	10
-	-	-	-	Forestry and Logging	11
-	-	-	-	Fishing and Aquaculture	12
-	-	-	-	Crude Oil and Natural Gas	13
-	-	-	-	Mining of Metal Ores	14
-	-	-	-	Quarrying of Stone, Sand and Clay	15
-	-	-	-	Other Mining and Quarrying	16
-	-	-	-	Processing and Preserving of Meat	17
-	-	-	-	Processing and Preserving of Seafood	18
-	-	-	-	Processing and Preserving of Fruits & Vegetables	19
-	-	-	-	Dairy Products	20
-	-	-	-	Vegetable & Animal Oils and Fats	21
-	-	-	-	Grain Mill Products, Starches and Starch Products	22
-	-	-	-	Bakery Products	23
-	-	-	-	Confectionery	24
-	-	-	-	Other Food Processing	25
-	-	-	-	Prepared Animal Feeds	26
-	-	-	-	Spirits, Wines and Liquors	27
-	-	-	-	Soft Drinks, Mineral Waters and Other Bottled Waters	28
-	-	-	-	Tobacco Products	29
-	-	-	-	Preparation, Spinning and Weaving of Textiles	30
-	-	-	-	Finishing of Textiles	31
-	-	-	-	Other Textiles	32
3,215	6,270	15,639	23,468	Wearing Apparel	33
-	-	-	-	Leather Products	34
-	-	-	-	Footwear	35
-	-	-	-	Sawmilling and Planning of Wood	36
-	-	-	-	Veneer Sheets and Wood-based Panels	37
-	-	-	-	Builders' Carpentry and Joinery	38
-	-	-	-	Wooden Containers and Other Wood Products	39
11,933	3,670	126,724	64,528	Paper and Paper Products	40
-	-	-	-	Furniture	41
-	-	-	-	Reproduction of Recorded Media	42
20,733	26,088	480,199	121,518	Printing	43
98,069	49,454	786,917	375,069	Coke and Refined Petroleum Products	44
-	7,972	34,655	-	Basic Chemicals	45
-	-	-	671	Fertilizers and Nitrogen Compounds	46
-	16,100	65,975	-	Paints and Varnishes	47
-	-	15,828	-	Pharmaceuticals, Medicinal Chemical and Botanical Products	48
-	-	-	-	Soaps & Detergents, Cleaning & Polishing, Perfumes and Toilet Preparations	49
-	-	18,556	-	Other Chemicals Products	50
57,669	-	-	103,578	Rubber Tyres and Tubes	51
-	-	-	-	Rubber Processing	52
-	-	-	-	Rubber Gloves	53
-	-	-	-	Other Rubber Products	54
-	-	171	-	Plastic Products	55
-	-	-	-	Glass and Glass Products	56
-	-	-	-	Refractory, Clay, Porcelain and Ceramic Products	57
-	-	-	-	Cement, Lime and Plaster	58
-	-	-	-	Non-Metallic Mineral Products	59
-	-	-	-	Basic Iron and Steel	60
-	-	-	-	Basic Precious and Other Non-Ferrous Metals	61
-	-	-	-	Casting of Metals	62
-	-	-	-	Structural Metal Products, Tanks, Reservoirs and Steam Generators	63
-	-	-	-	Other Fabricated Metal Products	64
-	-	-	-	Engines & Turbines, Fluid Power Equipment, Other Pumps, Compressors, Taps and Valves	65
-	-	-	-	Other General Purpose Machinery	66
-	-	-	-	Weapons, Ammunition and Special Purpose Machinery	67
-	-	-	-	Domestic Appliances	68

Jadual 13: Jadual Penggunaan Domestik pada Harga Asas, Komoditi mengikut Aktiviti (RM'000), 2020

Table 13: Domestic Use Tables at Basic Prices, Commodity by Activity (RM'000), 2020

	Komoditi \ Aktiviti	Insurans/ Takaful dan Tabungan Pencen *Insurance/ Takaful and Pension Funding*	Aktiviti Sokongan Perkhidmatan Kewangan dan Insurans/ Takaful *Activities Auxiliary to Financial Service and Insurance/ Takaful*	Hartanah *Real Estate*	Pemilikan Kediaman *Ownership of Dwellings*
		109	110	111	112
69	Komputer, Peranti, Mesin dan Kelengkapan Pejabat	253,020	2,062	7,351	-
70	Motor Elektrik, Penjana dan Transformer	-	-	-	-
71	Perkakasan Pengagihan & Pengawalan Elektrik, Bateri dan Akumulator	-	-	-	-
72	Kabel Gentian Optikal, Elektronik dan Elektrik Lain	-	-	-	-
73	Alatan Pendawaian, Kelengkapan Pencahayaan Elektrik dan Elektrik Lain	-	-	-	-
74	Komponen dan Papan Elektronik	-	-	-	-
75	Peralatan Komunikasi dan Elektronik Pengguna	-	-	-	90,767
76	Peralatan Penyinaran, Perubatan Elektro dan Elektroterapeutik	-	-	-	-
77	Kelengkapan Mengukur, Menguji, Memandu Arah dan Kawalan	-	-	-	-
78	Instrumen Optikal, Alatan Fotografi, Media Magnetik dan Optikal	-	-	-	-
79	Jam Tangan dan Jam	-	-	-	-
80	Kenderaan Bermotor, Treler dan Semi Treler	25,588	7,078	25,736	-
81	Motosikal	-	-	-	-
82	Kapal, Bot, Basikal dan 'Invalid Carriages'	-	-	-	-
83	Kelengkapan Pengangkutan Lain	-	-	-	-
84	Pembuatan Lain	5,142	3,905	7,965	-
85	Pembaikan & Pemasangan Mesin dan Kelengkapan	2,326	3,020	18,477	-
86	Elektrik dan Gas	12,514	3,085	355,073	-
87	Air	4,530	717	67,152	-
88	Pembetungan, Pengurusan Sisa dan Aktiviti Pemulihan	18,792	17,523	17,600	-
89	Bangunan Kediaman	-	-	-	-
90	Bangunan Bukan Kediaman	-	-	-	-
91	Kejuruteraan Awam	-	-	-	-
92	Aktiviti Pembinaan Pertukangan Khas	235,883	288,667	92,376	4,626,046
93	Perdagangan Borong & Runcit, Pembaikan Kenderaan Bermotor dan Motosikal	123,684	28,347	1,013,123	168,054
94	Penginapan	-	-	55,039	-
95	Makanan dan Minuman	324,181	57,910	57,903	-
96	Pengangkutan Darat	14,897	2,367	55,478	9,857
97	Pengangkutan Air	4,242	871	30,596	5,436
98	Pengangkutan Udara	109,477	9,394	8,526	1,515
99	Penggudangan dan Aktiviti Sokongan untuk Pengangkutan	1,738	316	9,474	1,683
100	Perkhidmatan berkaitan Pengangkutan Air dan Udara	-	-	-	-
101	Perkhidmatan Operasi Lebuhraya, Jambatan dan Terowong	-	-	-	-
102	Perkhidmatan Pos dan Kurier	81,312	10,806	15,268	-
103	Aktiviti Penerbitan	424,880	57,775	-	-
104	Telekomunikasi	617,957	190,407	552,465	-
105	Aktiviti Wayang Gambar, Pemprograman dan Penyiaran	-	-	-	-
106	Perkhidmatan Komputer dan Maklumat	91,305	6,351	6,561	-
107	Perantaraan Kewangan	683,845	365,920	1,440,789	866,394
108	Perkhidmatan Kewangan Lain	163,023	1,005,817	230,502	67,498
109	Insurans/ Takaful dan Tabungan Pencen	238,894	106,544	130,233	74,973
110	Aktiviti Sokongan Perkhidmatan Kewangan dan Insurans/ Takaful	2,332,022	531,172	35,990	-
111	Hartanah	74,226	23,905	554,204	-
112	Pemilikan Kediaman	-	-	-	-
113	Sewaan dan Pajakan	8,860	23,213	1,187	-
114	Penyelidikan dan Pembangunan Saintifik	-	-	-	-
115	Profesional	4,585,656	1,415,558	1,675,428	-
116	Perkhidmatan Perniagaan	124,255	224,058	143,786	-
117	Pentadbiran Awam	-	-	-	-
118	Pendidikan	-	-	-	-
119	Kesihatan	-	-	-	-
120	Ketenteraman dan Keselamatan Awam	-	-	-	-
121	Pentadbiran Awam Lain	-	-	-	-
122	Institusi bukan Keuntungan yang Berkhidmat kepada Isi Rumah	-	-	-	-
123	Kesenian, Hiburan dan Rekreasi	-	-	-	-
124	Perkhidmatan Swasta Lain	20,119	24,765	62,683	-
	JUMLAH INPUT PERANTARAAN	**10,800,035**	**4,497,039**	**10,405,845**	**6,549,030**
	Pembelian Langsung oleh Residen di Luar Negeri	-	-	-	-
	Pembelian Dalam Negeri oleh Bukan Residen	-	-	-	-
	JUMLAH INPUT	**10,800,035**	**4,497,039**	**10,405,845**	**6,549,030**
	Komoditi Import	**2,380,370**	**1,750,619**	**989,120**	**316,901**
	Cukai ke atas Produk	247,967	102,201	168,404	59,140
	Subsidi ke atas Produk	840	782	47,172	-
	Nilai Ditambah Kasar	24,375,545	6,725,046	20,019,918	33,914,644
	Pampasan Pekerja	4,589,809	2,465,589	4,369,152	-
	Cukai Bersih Lain ke atas Pengeluaran	(76,922)	(24,105)	(80,612)	-
	Lebihan Kendalian, Kasar	19,862,658	4,283,562	15,731,379	33,914,644
	Penggunaan Modal Tetap	1,472,144	509,138	8,847,424	22,981,626
	Lebihan Kendalian, Bersih	18,390,514	3,774,424	6,883,955	10,933,018
	JUMLAH OUTPUT	**37,803,077**	**13,074,121**	**31,536,114**	**40,839,715**

Jadual 13: Jadual Penggunaan Domestik pada Harga Asas, Komoditi mengikut Aktiviti (RM'000), 2020

Table 13: Domestic Use Tables at Basic Prices, Commodity by Activity (RM'000), 2020

Sewaan dan Pajakan *Rental and Leasing*	Penyelidikan dan Pembangunan Saintifik *Scientific Research and Development*	Profesional *Professional*	Perkhidmatan Perniagaan *Business Services*	Activity / Commodity	
113	114	115	116		
21	83,702	266,918	5,776	Computers, Peripheral, Office Equipment and Machinery	69
-	-	-	-	Electric Motors, Generators and Transformers	70
581	-	-	6,532	Electricity Distribution & Control Apparatus, Batteries and Accumulators	71
-	-	-	-	Fibre Optic Cables, Electronic and Other Electric	72
451	-	-	3,935	Wiring Devices, Electric Lighting Equipment and Other Electrical	73
-	-	-	-	Electronic Components and Boards	74
21,061	24,538	825,664	98,988	Communication Equipment and Consumer Electronics	75
-	-	-	-	Irradiation Equipment, Electro Medical and Electrotherapeutic	76
-	28,452	1,462,642	-	Measuring Equipment, Testing, Navigating and Control	77
-	-	61	-	Optical Instruments, Photographic Equipment, Magnetic and Optical Media	78
-	-	-	-	Watches and Clocks	79
179,931	4,583	130,083	507,334	Motor Vehicles, Trailers and Semi Trailers	80
-	-	-	-	Motorcycles	81
-	-	-	-	Ships, Boats, Bicycles and Invalid Carriages	82
-	-	-	-	Other Transport Equipment	83
3,272	-	9,031	19,409	Other Manufacturing	84
64,180	-	121,926	111,979	Repair & Installation of Machinery and Equipment	85
23,038	75,553	467,688	96,745	Electricity and Gas	86
4,600	16,368	60,670	23,137	Water	87
6,242	6,765	35,442	20,579	Sewerage, Waste Management and Remediation Activities	88
-	-	-	-	Residential Buildings	89
-	-	-	-	Non-Residential Buildings	90
-	-	-	-	Civil Engineering	91
338,306	85,274	444,934	465,971	Specialised Construction Activities	92
101,931	81,013	1,151,270	340,395	Wholesale & Retail Trade, Repair of Motor Vehicles and Motorcycles	93
24,554	-	9,078	110,120	Accommodation	94
65,644	27,604	803,899	468,033	Food and Beverage	95
11,940	4,869	77,387	30,987	Land Transport	96
3,297	2,685	37,830	10,609	Water Transport	97
4,204	12,094	115,270	53,554	Air Transport	98
1,372	831	12,246	5,858	Warehousing and Support Activities for Transportation	99
-	-	-	-	Services Incidental to Water and Air Transportation	100
-	-	-	-	Highway Operation Services, Bridge and Tunnel	101
3,171	3,506	93,273	23,616	Postal and Courier Activities	102
-	-	4,821	-	Publishing Activities	103
60,791	21,003	569,353	208,175	Telecommunications	104
-	-	-	-	Motion Picture, Programming and Broadcasting Activities	105
1,190	4,495	28,234	4,803	Computer and Information Services	106
205,669	758	8,389	1,004,271	Monetary Intermediation	107
5,214	1,286	327,987	27,288	Other Financial Service	108
78,637	13,038	235,505	173,844	Insurance/ Takaful and Pension Funding	109
2,749	3,515	56,047	12,527	Activities Auxiliary to Financial Service and Insurance/ Takaful	110
26,338	10,460	327,435	433,660	Real Estate	111
-	-	-	-	Ownership of Dwellings	112
189	2,035	4,856	1,931	Rental and Leasing	113
-	-	-	-	Scientific Research and Development	114
308,126	333,194	5,052,479	2,787,491	Professional	115
79,657	45,063	261,477	1,351,471	Business Services	116
-	-	-	-	Public Administration	117
-	-	-	-	Education	118
-	-	-	-	Health	119
-	-	-	-	Public Order and Safety	120
-	-	-	-	Other Public Administration	121
-	-	-	-	Non-Profit Institutions Serving Households	122
-	-	-	-	Arts, Entertainment and Recreation	123
3,471	-	163,965	9,005	Other Private Services	124
1,821,446	**1,002,237**	**14,710,523**	**9,106,856**	TOTAL INTERMEDIATE INPUT	
-	-	-	-	Direct Purchases Abroad by Residents	
-	-	-	-	Domestic Purchases by Non-Residents	
1,821,446	**1,002,237**	**14,710,523**	**9,106,856**	TOTAL INPUT	
192,198	**345,743**	**3,184,262**	**1,272,490**	Imported Commodities	
44,791	21,378	313,046	233,207	Taxes on Products	
1,258	635	10,097	4,935	Subsidies on Products	
2,342,984	1,952,523	29,027,251	8,376,970	Gross Value Added	
653,915	706,378	15,079,519	5,203,711	Compensation of Employees	
(10,033)	(7,016)	(111,037)	(64,917)	Other Net Taxes on Production	
1,699,102	1,253,161	14,058,769	3,238,176	Operating Surplus, Gross	
105,282	79,467	1,129,941	454,240	Consumption of Fixed Capital	
1,593,820	1,173,694	12,928,828	2,783,936	Operating Surplus, Net	
4,400,162	**3,321,246**	**47,224,985**	**18,984,588**	TOTAL OUTPUT	

Jadual 13: Jadual Penggunaan Domestik pada Harga Asas, Komoditi mengikut Aktiviti (RM'000), 2020

Table 13: Domestic Use Tables at Basic Prices, Commodity by Activity (RM'000), 2020

	Komoditi \ Aktiviti	Pentadbiran Awam *Public Administration*	Pendidikan *Education*	Kesihatan *Health*	Ketenteraman dan Keselamatan Awam *Public Order and Safety*
		117	118	119	120
1	Padi	-	-	-	-
2	Tanaman Makanan	-	-	-	-
3	Sayur-sayuran	-	-	-	-
4	Buah-buahan	-	-	-	-
5	Getah	-	-	-	-
6	Kelapa Sawit	-	-	-	-
7	Tanaman Bunga	-	-	-	-
8	Pertanian Lain	-	-	-	-
9	Ternakan Ayam dan Itik	-	-	-	-
10	Ternakan Lain	-	-	-	-
11	Perhutanan dan Pembalakan	-	-	-	-
12	Perikanan dan Akuakultur	-	-	-	-
13	Minyak Mentah dan Gas Asli	-	-	-	-
14	Perlombongan Bijih Besi	-	-	-	-
15	Pengkuarian Batu, Pasir dan Tanah Liat	-	-	-	-
16	Perlombongan dan Pengkuarian Lain	-	-	-	-
17	Pemprosesan dan Pengawetan Daging	5,555	-	15,463	29,033
18	Pemprosesan dan Pengawetan Makanan Laut	2,889	-	12,667	9,857
19	Pemprosesan dan Pengawetan Buah-buahan & Sayur-sayuran	963	1	2,731	3,371
20	Produk Tenusu	1,708	1	7,126	2,352
21	Minyak & Lemak Sayuran dan Haiwan	4,623	1	16,094	8,270
22	Produk Bijian, Kanji dan Produk Berkanji	3,123	-	7,882	10,882
23	Produk Bakeri	2,397	9	13,963	8,986
24	Manisan	-	-	-	-
25	Prosesan Makanan Lain	27,991	49,155	13,124	21,733
26	Makanan Haiwan Tersedia	29,651	88	32	4,449
27	Spirit, Wain dan Minuman Keras	-	-	-	-
28	Minuman Ringan, Air Mineral dan Minuman Lain yang Dibotolkan	1,832	429	1,076	3,928
29	Produk Tembakau	-	-	-	-
30	Penyediaan, Pemintalan dan Penenunan Tekstil	1,621	1,581	2,845	36,112
31	Penyiapan Akhir Tekstil	-	-	-	-
32	Tekstil Lain	-	-	-	-
33	Pakaian	80,615	19,023	17,033	149,053
34	Produk Kulit	-	-	-	-
35	Kasut	-	-	-	-
36	Pengilangan dan Pengetaman Kayu	1,201	339	19	2,564
37	Kepingan Venier dan Panel berasaskan Kayu	3,150	374	23	1,321
38	Pertukangan Kayu dan Tanggam untuk Jurubina	364	647	16	1,183
39	Bekas Kayu dan Produk Kayu Lain	-	-	-	-
40	Kertas dan Produk Kertas	6,475	339,885	14,050	1,533
41	Perabot	10,086	1,011	1,417	3,085
42	Penerbitan Semula Media Rakaman	-	-	-	-
43	Percetakan	220,009	278,275	90,873	113,728
44	Kok dan Produk Petroleum Bertapis	390,857	207,360	176,020	251,692
45	Kimia Asas	7,097	1,315	4,082	6,609
46	Baja dan Sebatian Nitrogen	8,086	20	2,899	181
47	Cat dan Varnis	1,537	1,103	44	5,674
48	Produk Farmaseutikal, Kimia Perubatan dan Botani	121,387	379,336	1,463,327	33,777
49	Sabun & Bahan Pencuci, Pencuci dan Pengilat, Pewangi dan Dandanan Diri	39	9	31	102
50	Produk Kimia Lain	3,989	334	1,976	1,801
51	Tayar dan Tiub Getah	15,986	1,118	1,503	99,145
52	Prosesan Getah	59	18	5	307
53	Sarung Tangan Getah	257	94	9	782
54	Produk Getah Lain	452	170	13	1,271
55	Produk Plastik	2,015	57	55,924	1,076
56	Kaca dan Produk Kaca	55	36	1	94
57	Produk Refraktori, Tanah Liat, Porselin dan Seramik	2,603	1,244	74	4,388
58	Simen, Kapur dan Plaster	-	-	-	-
59	Produk Mineral bukan Logam	15,344	578	77	2,029
60	Besi dan Keluli Asas	1,402	221	4	2,066
61	Logam Asas Berharga dan Logam bukan Ferus Lain	2,296	266	1	1,288
62	Pengacuan Logam	-	-	-	-
63	Produk Struktur Logam, Tangki, Takungan dan Penjana Wap	271	42	1	400
64	Produk Logam Lain yang Direka	3,945	195	61	281,723
65	Enjin & Turbin, Alatan Kuasa Bendalir, Pam, Pemampat, Kepala Paip dan Injap Lain	4,194	1,589	862	467
66	Jentera Kegunaan Umum Lain	4,554	1,214	1,420	4,784
67	Senjata, Peluru dan Mesin bertujuan Khas	548	97	16	10,267
68	Perkakasan Domestik	130	17	-	-

Jadual 13: Jadual Penggunaan Domestik pada Harga Asas, Komoditi mengikut Aktiviti (RM'000), 2020

Table 13: Domestic Use Tables at Basic Prices, Commodity by Activity (RM'000), 2020

Pentadbiran Awam Lain *Other Public Administration*	Institusi bukan Keuntungan yang Berkhidmat kepada Isi rumah *Non-Profit Institutions Serving Households*	Kesenian, Hiburan dan Rekreasi *Arts, Entertainment and Recreation*	Perkhidmatan Swasta Lain *Other Private Services*	Jumlah Penggunaan Perantaraan *Total Intermediate Use*	Activity / Commodity	
121	122	123	124			
-	-	-	-	2,317,901	Paddy	1
-	-	-	-	1,467,221	Food Crops	2
-	-	-	-	991,659	Vegetables	3
-	-	-	-	804,589	Fruits	4
-	-	-	-	69,523	Rubber	5
-	-	-	-	51,788,888	Oil Palm	6
-	-	-	-	2,337,161	Flower Plants	7
-	-	-	-	2,999,802	Other Agriculture	8
-	-	-	-	2,225,004	Poultry Farming	9
-	-	-	-	4,652,886	Other Livestock	10
-	-	-	-	5,145,564	Forestry and Logging	11
-	-	-	-	2,638,425	Fishing and Aquaculture	12
-	-	-	-	62,938,695	Crude Oil and Natural Gas	13
-	-	-	-	1,012,151	Mining of Metal Ores	14
-	-	-	-	7,607,622	Quarrying of Stone, Sand and Clay	15
-	-	-	-	319,727	Other Mining and Quarrying	16
226	-	-	-	1,330,618	Processing and Preserving of Meat	17
101	-	-	-	750,445	Processing and Preserving of Seafood	18
35	-	-	-	222,607	Processing and Preserving of Fruits & Vegetables	19
33	-	-	-	1,775,567	Dairy Products	20
96	-	-	-	55,798,830	Vegetable & Animal Oils and Fats	21
70	-	-	-	3,671,843	Grain Mill Products, Starches and Starch Products	22
285	-	-	-	662,120	Bakery Products	23
-	-	-	-	6,681,321	Confectionery	24
2,066	-	-	-	2,857,757	Other Food Processing	25
163	-	-	-	9,038,942	Prepared Animal Feeds	26
-	-	-	-	486,709	Spirits, Wines and Liquors	27
60	-	-	-	1,116,772	Soft Drinks, Mineral Waters and Other Bottled Waters	28
-	-	-	-	155,630	Tobacco Products	29
192	-	-	-	3,379,232	Preparation, Spinning and Weaving of Textiles	30
-	-	-	-	930,400	Finishing of Textiles	31
-	-	-	-	486,288	Other Textiles	32
1,556	1,582	5,366	2,454	2,654,761	Wearing Apparel	33
-	-	-	-	47,521	Leather Products	34
-	-	-	-	120,300	Footwear	35
29	-	-	-	5,835,730	Sawmilling and Planning of Wood	36
43	-	-	-	7,944,179	Veneer Sheets and Wood-based Panels	37
70	-	-	-	1,203,968	Builders' Carpentry and Joinery	38
-	-	-	-	1,543,689	Wooden Containers and Other Wood Products	39
54	-	-	-	6,551,379	Paper and Paper Products	40
163	-	-	-	1,293,116	Furniture	41
-	-	-	-	15,926	Reproduction of Recorded Media	42
15,512	7,236	55,065	9,427	7,921,353	Printing	43
29,764	241,931	404,372	78,836	116,857,131	Coke and Refined Petroleum Products	44
294	-	-	-	28,191,686	Basic Chemicals	45
167	-	-	-	2,086,365	Fertilizers and Nitrogen Compounds	46
119	-	-	-	3,709,770	Paints and Varnishes	47
3,116	-	-	-	3,943,016	Pharmaceuticals, Medicinal Chemical and Botanical Products	48
4	-	-	-	84,987	Soaps & Detergents, Cleaning & Polishing, Perfumes and Toilet Preparations	49
117	-	-	-	19,519,603	Other Chemicals Products	50
935	-	-	-	4,288,511	Rubber Tyres and Tubes	51
1	-	-	-	4,076,472	Rubber Processing	52
8	-	-	-	7,381,309	Rubber Gloves	53
15	-	-	-	5,618,620	Other Rubber Products	54
29	-	-	14,296	17,084,864	Plastic Products	55
2	-	-	-	1,917,686	Glass and Glass Products	56
389	-	-	-	2,751,677	Refractory, Clay, Porcelain and Ceramic Products	57
-	-	-	-	10,110,938	Cement, Lime and Plaster	58
1,150	-	-	-	14,721,415	Non-Metallic Mineral Products	59
44	-	-	-	13,762,498	Basic Iron and Steel	60
59	-	-	-	10,102,168	Basic Precious and Other Non-Ferrous Metals	61
-	-	-	-	2,653,163	Casting of Metals	62
9	-	-	-	11,412,418	Structural Metal Products, Tanks, Reservoirs and Steam Generators	63
1,414	-	-	-	26,852,301	Other Fabricated Metal Products	64
20	-	-	-	448,582	Engines & Turbines, Fluid Power Equipment, Other Pumps, Compressors, Taps and Valves	65
76	-	-	-	4,140,643	Other General Purpose Machinery	66
28	-	-	-	832,790	Weapons, Ammunition and Special Purpose Machinery	67
93	-	-	-	921,301	Domestic Appliances	68

Jadual 13: Jadual Penggunaan Domestik pada Harga Asas, Komoditi mengikut Aktiviti (RM'000), 2020

Table 13: Domestic Use Tables at Basic Prices, Commodity by Activity (RM'000), 2020

	Komoditi \ Aktiviti	Pentadbiran Awam *Public Administration*	Pendidikan *Education*	Kesihatan *Health*	Ketenteraman dan Keselamatan Awam *Public Order and Safety*
		117	118	119	120
69	Komputer, Peranti, Mesin dan Kelengkapan Pejabat	1,950	12,139	56	227
70	Motor Elektrik, Penjana dan Transformer	-	-	-	-
71	Perkakasan Pengagihan & Pengawalan Elektrik, Bateri dan Akumulator	109,677	14,160	4,942	36,874
72	Kabel Gentian Optikal, Elektronik dan Elektrik Lain	-	-	-	-
73	Alatan Pendawaian, Kelengkapan Pencahayaan Elektrik dan Elektrik Lain	89,699	23,302	29,867	63,913
74	Komponen dan Papan Elektronik	31,982	15,898	979	9,795
75	Peralatan Komunikasi dan Elektronik Pengguna	593,408	943,488	24,178	192,780
76	Peralatan Penyinaran, Perubatan Elektro dan Elektroterapeutik	42	-	784	356
77	Kelengkapan Mengukur, Menguji, Memandu Arah dan Kawalan	1,504,784	114,675	1,979,373	30,652
78	Instrumen Optikal, Alatan Fotografi, Media Magnetik dan Optikal	5,051	340	257	2,442
79	Jam Tangan dan Jam	-	-	-	-
80	Kenderaan Bermotor, Treler dan Semi Treler	1,996,262	1,314,225	976,877	1,648,087
81	Motosikal	-	-	-	-
82	Kapal, Bot, Basikal dan 'Invalid Carriages'	-	-	-	-
83	Kelengkapan Pengangkutan Lain	-	-	-	-
84	Pembuatan Lain	150,402	120,069	88,294	33,318
85	Pembaikan & Pemasangan Mesin dan Kelengkapan	10,850	35,338	53,792	14,758
86	Elektrik dan Gas	1,883,217	2,209,283	825,122	426,455
87	Air	41,013	109,027	40,507	121,795
88	Pembetungan, Pengurusan Sisa dan Aktiviti Pemulihan	761,516	117,496	585,593	67,340
89	Bangunan Kediaman	-	-	-	-
90	Bangunan Bukan Kediaman	-	-	-	-
91	Kejuruteraan Awam	493,701	5,145	5,489	96,493
92	Aktiviti Pembinaan Pertukangan Khas	-	485,379	131,470	-
93	Perdagangan Borong & Runcit, Pembaikan Kenderaan Bermotor dan Motosikal	1,991,390	1,470,455	1,432,938	799,302
94	Penginapan	94,251	46,484	20,089	36,801
95	Makanan dan Minuman	1,820,005	954,631	297,454	623,803
96	Pengangkutan Darat	233,812	103,333	85,543	49,577
97	Pengangkutan Air	56,096	39,855	44,096	23,518
98	Pengangkutan Udara	274,036	32,632	31,176	27,291
99	Penggudangan dan Aktiviti Sokongan untuk Pengangkutan	55,513	16,799	15,110	10,712
100	Perkhidmatan berkaitan Pengangkutan Air dan Udara	309,234	255	621	884,120
101	Perkhidmatan Operasi Lebuhraya, Jambatan dan Terowong	-	-	-	-
102	Perkhidmatan Pos dan Kurier	160,747	322,049	7,693	5,043
103	Aktiviti Penerbitan	18,795	33,591	601	743
104	Telekomunikasi	157,252	177,600	106,638	289,080
105	Aktiviti Wayang Gambar, Pemprograman dan Penyiaran	675,908	447,722	8,817	843,868
106	Perkhidmatan Komputer dan Maklumat	91,175	27,401	20,747	4,747
107	Perantaraan Kewangan	579,649	134,348	475,940	76,164
108	Perkhidmatan Kewangan Lain	38,710	56,895	122,366	-
109	Insurans/ Takaful dan Tabungan Pencen	6,346	73,762	151,100	271
110	Aktiviti Sokongan Perkhidmatan Kewangan dan Insurans/ Takaful	27,170	5,299	5,324	5,469
111	Hartanah	717,786	275,586	75,599	262,410
112	Pemilikan Kediaman	-	-	-	-
113	Sewaan dan Pajakan	23,072	7,496	1,506	7,074
114	Penyelidikan dan Pembangunan Saintifik	-	-	-	-
115	Profesional	1,960,589	1,403,366	552,258	309,562
116	Perkhidmatan Perniagaan	147,422	86,050	73,825	16,396
117	Pentadbiran Awam	5	42,028	2,006	40,376
118	Pendidikan	10	125,732	4,081	150,683
119	Kesihatan	-	-	8,733,176	-
120	Ketenteraman dan Keselamatan Awam	-	-	-	-
121	Pentadbiran Awam Lain	-	-	-	-
122	Institusi bukan Keuntungan yang Berkhidmat kepada Isi Rumah	-	-	-	-
123	Kesenian, Hiburan dan Rekreasi	514,208	171,639	1,318,407	154,272
124	Perkhidmatan Swasta Lain	232,523	105,120	67,332	183,319
	JUMLAH INPUT PERANTARAAN	**18,850,614**	**12,967,343**	**20,326,807**	**8,671,250**
	Pembelian Langsung oleh Residen di Luar Negeri	-	-	-	-
	Pembelian Dalam Negeri oleh Bukan Residen	-	-	-	-
	JUMLAH INPUT	**18,850,614**	**12,967,343**	**20,326,807**	**8,671,250**
	Komoditi Import	**3,646,254**	**1,776,215**	**1,973,567**	**1,291,662**
	Cukai ke atas Produk	-	269,005	114,815	-
	Subsidi ke atas Produk	-	2,664	1,174	-
	Nilai Ditambah Kasar	37,228,239	58,748,213	30,744,918	18,873,433
	Pampasan Pekerja	32,277,185	48,201,075	24,069,714	16,274,626
	Cukai Bersih Lain ke atas Pengeluaran	-	(163,063)	(110,134)	-
	Lebihan Kendalian, Kasar	4,951,054	10,710,201	6,785,338	2,598,808
	Penggunaan Modal Tetap	4,951,054	7,480,489	5,204,302	2,598,808
	Lebihan Kendalian, Bersih	-	3,229,712	1,581,036	-
	JUMLAH OUTPUT	**59,725,107**	**73,758,111**	**53,158,933**	**28,836,345**

Jadual 13: Jadual Penggunaan Domestik pada Harga Asas, Komoditi mengikut Aktiviti (RM'000), 2020

Table 13: Domestic Use Tables at Basic Prices, Commodity by Activity (RM'000), 2020

Pentadbiran Awam Lain *Other Public Administration*	Institusi bukan Keuntungan yang Berkhidmat kepada Isi rumah *Non-Profit Institutions Serving Households*	Kesenian, Hiburan dan Rekreasi *Arts, Entertainment and Recreation*	Perkhidmatan Swasta Lain *Other Private Services*	Jumlah Penggunaan Perantaraan *Total Intermediate Use*	Activity / Commodity	
121	122	123	124			
13	-	-	-	4,455,566	Computers, Peripheral, Office Equipment and Machinery	69
-	-	-	-	316,190	Electric Motors, Generators and Transformers	70
919	-	-	-	5,354,559	Electricity Distribution & Control Apparatus, Batteries and Accumulators	71
-	-	-	-	5,252,410	Fibre Optic Cables, Electronic and Other Electric	72
4,159	-	496	-	1,969,530	Wiring Devices, Electric Lighting Equipment and Other Electrical	73
1,645	-	-	-	139,176,429	Electronic Components and Boards	74
10,657	-	-	-	30,596,068	Communication Equipment and Consumer Electronics	75
1	-	-	-	113,109	Irradiation Equipment, Electro Medical and Electrotherapeutic	76
46,334	-	-	-	10,246,168	Measuring Equipment, Testing, Navigating and Control	77
45	-	-	-	3,353,494	Optical Instruments, Photographic Equipment, Magnetic and Optical Media	78
-	-	-	-	145,445	Watches and Clocks	79
111,413	4,597	198,267	139,706	40,873,089	Motor Vehicles, Trailers and Semi Trailers	80
-	-	-	-	-	Motorcycles	81
-	-	-	-	2,906,176	Ships, Boats, Bicycles and Invalid Carriages	82
-	-	-	-	777,532	Other Transport Equipment	83
32,306	3,640	208,394	4,150	2,683,929	Other Manufacturing	84
1,193	-	41,288	3,720	15,691,076	Repair & Installation of Machinery and Equipment	85
345,824	106,867	457,209	67,134	53,678,794	Electricity and Gas	86
5,992	32,317	132,836	9,251	6,528,612	Water	87
28,528	3,217	32,228	2,812	8,364,314	Sewerage, Waste Management and Remediation Activities	88
-	-	-	-	-	Residential Buildings	89
-	-	-	-	-	Non-Residential Buildings	90
6,885	-	-	-	932,629	Civil Engineering	91
-	-	103,516	-	36,456,675	Specialised Construction Activities	92
149,022	92,740	350,792	92,631	204,814,197	Wholesale & Retail Trade, Repair of Motor Vehicles and Motorcycles	93
416	-	3,975	-	910,000	Accommodation	94
54,361	18,488	497,763	10,830	18,273,576	Food and Beverage	95
18,463	5,125	19,953	3,848	14,073,450	Land Transport	96
4,307	2,827	11,003	2,122	6,743,114	Water Transport	97
3,227	788	3,066	591	3,197,189	Air Transport	98
2,558	875	3,407	657	3,067,859	Warehousing and Support Activities for Transportation	99
16	-	-	-	4,273,407	Services Incidental to Water and Air Transportation	100
-	-	-	-	2,134,405	Highway Operation Services, Bridge and Tunnel	101
2,188	1,334	3,295	2,133	2,272,347	Postal and Courier Activities	102
1,314	-	-	-	3,351,153	Publishing Activities	103
30,337	25,877	1,141,913	1,511,540	46,011,346	Telecommunications	104
70,564	-	-	-	5,515,323	Motion Picture, Programming and Broadcasting Activities	105
18,101	104	-	325	14,875,557	Computer and Information Services	106
45,725	80,820	849,920	326,015	42,407,449	Monetary Intermediation	107
3,731	1,226	13,520	39,581	11,761,760	Other Financial Service	108
81	4,993	34,409	9,660	13,026,962	Insurance/ Takaful and Pension Funding	109
70	493	3,931	988	6,434,379	Activities Auxiliary to Financial Service and Insurance/ Takaful	110
41,163	5,450	45,242	12,558	12,204,387	Real Estate	111
-	-	-	-	-	Ownership of Dwellings	112
1,112	-	1,309	-	206,577	Rental and Leasing	113
-	-	-	-	-	Scientific Research and Development	114
25,779	56,841	1,913,314	58,043	80,541,746	Professional	115
97,564	37,015	193,815	95,097	10,656,488	Business Services	116
8	-	-	-	84,423	Public Administration	117
16	-	-	-	280,523	Education	118
-	-	-	-	8,733,176	Health	119
-	-	-	-	-	Public Order and Safety	120
-	-	-	-	-	Other Public Administration	121
-	-	-	-	-	Non-Profit Institutions Serving Households	122
169,075	-	185,269	-	2,651,306	Arts, Entertainment and Recreation	123
1,892	3,127	34,839	458,157	3,549,316	Other Private Services	124
1,395,609	**739,510**	**6,949,772**	**2,956,563**	**1,479,186,944**	TOTAL INTERMEDIATE INPUT	
-	-	-	-	-	Direct Purchases Abroad by Residents	
-	-	-	-	-	Domestic Purchases by Non-Residents	
1,395,609	**739,510**	**6,949,772**	**2,956,563**	**1,479,186,944**	TOTAL INPUT	
191,229	**46,561**	**1,177,914**	**135,176**	**391,790,198**	Imported Commodities	
-	9,938	135,753	42,710	20,375,058	Taxes on Products	
-	3,104	5,189	1,012	2,874,230	Subsidies on Products	
4,386,550	430,169	5,658,896	4,695,978	1,372,087,351	Gross Value Added	
3,766,431	392,614	2,648,868	3,269,752	526,587,679	Compensation of Employees	
-	(2,337)	(54,445)	(23,930)	(7,105,866)	Other Net Taxes on Production	
620,119	39,892	3,064,473	1,450,155	852,605,538	Operating Surplus, Gross	
620,119	29,264	332,992	187,333	225,998,845	Consumption of Fixed Capital	
-	10,628	2,731,481	1,262,823	626,606,693	Operating Surplus, Net	
5,973,388	**1,223,075**	**13,917,146**	**7,829,414**	**3,260,565,321**	TOTAL OUTPUT	

Jadual 13: Jadual Penggunaan Domestik pada Harga Asas, Komoditi mengikut Aktiviti (RM'000), 2020

Table 13: Domestic Use Tables at Basic Prices, Commodity by Activity (RM'000), 2020

	Komoditi / Aktiviti	Perbelanjaan Swasta *Private Consumption*	Perbelanjaan Kerajaan *Government Consumption*	Pembentukan Modal Tetap Kasar *Gross Fixed Capital Formation*	Perubahan Inventori *Changes in Inventories*
1	Padi	-	-	-	(1,018)
2	Tanaman Makanan	471,797	-	201,504	(56,246)
3	Sayur-sayuran	12,558,553	-	-	(205,389)
4	Buah-buahan	4,836,780	-	41,474	(72,987)
5	Getah	-	-	600,595	(10,127)
6	Kelapa Sawit	-	-	2,953,137	(230,225)
7	Tanaman Bunga	3,035,825	-	-	(45,355)
8	Pertanian Lain	569,787	-	-	39,495
9	Ternakan Ayam dan Itik	21,230,184	-	1,051,529	(285,565)
10	Ternakan Lain	414,880	-	-	(1,008,625)
11	Perhutanan dan Pembalakan	120,617	-	-	(453,319)
12	Perikanan dan Akuakultur	10,705,105	-	11,532	(124,579)
13	Minyak Mentah dan Gas Asli	-	-	2,931,207	(1,884,987)
14	Perlombongan Bijih Besi	-	-	7,949	35,953
15	Pengkuarian Batu, Pasir dan Tanah Liat	-	-	921	(35,662)
16	Perlombongan dan Pengkuarian Lain	-	-	-	3,687
17	Pemprosesan dan Pengawetan Daging	7,851,963	-	-	(34,618)
18	Pemprosesan dan Pengawetan Makanan Laut	6,172,011	-	-	(136,853)
19	Pemprosesan dan Pengawetan Buah-buahan & Sayur-sayuran	957,483	-	-	(12,109)
20	Produk Tenusu	8,515,896	-	-	(108,655)
21	Minyak & Lemak Sayuran dan Haiwan	46,075,143	-	-	(133,793)
22	Produk Bijian, Kanji dan Produk Berkanji	6,048,359	-	-	(393,354)
23	Produk Bakeri	11,009,740	-	-	(428,163)
24	Manisan	6,378,677	-	-	55,968
25	Prosesan Makanan Lain	15,044,605	-	-	(3,279,693)
26	Makanan Haiwan Tersedia	558,641	-	-	(313,041)
27	Spirit, Wain dan Minuman Keras	3,351,308	-	-	(304,688)
28	Minuman Ringan, Air Mineral dan Minuman Lain yang Dibotolkan	5,624,769	-	-	(108,031)
29	Produk Tembakau	4,974,031	-	-	(216,379)
30	Penyediaan, Pemintalan dan Penenunan Tekstil	370,578	-	-	(855,154)
31	Penyiapan Akhir Tekstil	609,422	-	-	(33,177)
32	Tekstil Lain	2,269,389	-	1,218	(13,405)
33	Pakaian	5,635,801	-	-	(84,518)
34	Produk Kulit	937,791	-	-	(63,227)
35	Kasut	922,046	-	-	(142,958)
36	Pengilangan dan Pengetaman Kayu	-	-	-	(78,502)
37	Kepingan Venier dan Panel berasaskan Kayu	-	-	-	75,019
38	Pertukangan Kayu dan Tanggam untuk Jurubina	140,719	-	-	(197,685)
39	Bekas Kayu dan Produk Kayu Lain	1,674,544	-	-	5,820
40	Kertas dan Produk Kertas	10,959,942	-	-	(678,550)
41	Perabot	4,846,488	-	54,147	(134,943)
42	Penerbitan Semula Media Rakaman	47,026	-	-	43
43	Percetakan	2,683,368	-	-	(10,734)
44	Kok dan Produk Petroleum Bertapis	36,659,690	-	-	(1,252,599)
45	Kimia Asas	154,743	-	-	106,776
46	Baja dan Sebatian Nitrogen	148,558	-	-	(46,112)
47	Cat dan Varnis	525,032	-	-	(219,715)
48	Produk Farmaseutikal, Kimia Perubatan dan Botani	5,504,682	-	-	(4,344,645)
49	Sabun & Bahan Pencuci, Pencuci dan Pengilat, Pewangi dan Dandanan Diri	3,070,706	-	-	4,896
50	Produk Kimia Lain	688,153	-	-	103,512
51	Tayar dan Tiub Getah	-	-	-	14,456
52	Prosesan Getah	45,759	-	-	1,196
53	Sarung Tangan Getah	6,956,183	-	-	5,117
54	Produk Getah Lain	1,041,360	-	-	(29,836)
55	Produk Plastik	14,779,497	-	-	(2,855,564)
56	Kaca dan Produk Kaca	170,883	-	-	(269,654)
57	Produk Refraktori, Tanah Liat, Porselin dan Seramik	1,101,903	-	-	4,435
58	Simen, Kapur dan Plaster	-	-	-	(10,467)
59	Produk Mineral bukan Logam	50,425	-	-	(14,203)
60	Besi dan Keluli Asas	-	-	-	(596,611)
61	Logam Asas Berharga dan Logam bukan Ferus Lain	-	-	-	432,573
62	Pengacuan Logam	-	-	-	74,940
63	Produk Struktur Logam, Tangki, Takungan dan Penjana Wap	1,633,281	-	406,683	701,240
64	Produk Logam Lain yang Direka	1,049,744	-	-	(903,794)
65	Enjin & Turbin, Alatan Kuasa Bendalir, Pam, Pemampat, Kepala Paip dan Injap Lain	69,552	-	-	(109,230)
66	Jentera Kegunaan Umum Lain	1,665,965	-	1,771,755	(244,393)
67	Senjata, Peluru dan Mesin bertujuan Khas	27,809	-	-	911,607
68	Perkakasan Domestik	1,213,421	-	-	(2,136,255)

Jadual 13: Jadual Penggunaan Domestik pada Harga Asas, Komoditi mengikut Aktiviti (RM'000), 2020

Table 13: Domestic Use Tables at Basic Prices, Commodity by Activity (RM'000), 2020

Jumlah Penggunaan Domestik *Total Domestic Use*	Eksport *Exports*	Jumlah Penggunaan Akhir *Total Final Use*	Jumlah Penggunaan *Total Use*	*Activity* / *Commodity*	
(1,018)	15	(1,002)	2,316,898	***Paddy***	***1***
617,054	180,851	797,906	2,265,127	***Food Crops***	***2***
12,353,164	580,463	12,933,627	13,925,287	***Vegetables***	***3***
4,805,267	274,958	5,080,225	5,884,814	***Fruits***	***4***
590,468	2,578,324	3,168,792	3,238,315	***Rubber***	***5***
2,722,912	636,876	3,359,788	55,148,676	***Oil Palm***	***6***
2,990,470	289,312	3,279,782	5,616,943	***Flower Plants***	***7***
609,281	208,217	817,498	3,817,300	***Other Agriculture***	***8***
21,996,148	637,326	22,633,474	24,858,478	***Poultry Farming***	***9***
(593,745)	159,285	(434,459)	4,218,427	***Other Livestock***	***10***
(332,702)	1,545,071	1,212,369	6,357,933	***Forestry and Logging***	***11***
10,592,057	847,722	11,439,779	14,078,204	***Fishing and Aquaculture***	***12***
1,046,220	44,705,417	45,751,638	108,690,332	***Crude Oil and Natural Gas***	***13***
43,902	359,072	402,974	1,415,125	***Mining of Metal Ores***	***14***
(34,741)	592,233	557,492	8,165,114	***Quarrying of Stone, Sand and Clay***	***15***
3,687	340,846	344,533	664,260	***Other Mining and Quarrying***	***16***
7,817,345	141,147	7,958,491	9,289,110	***Processing and Preserving of Meat***	***17***
6,035,158	303,444	6,338,602	7,089,047	***Processing and Preserving of Seafood***	***18***
945,375	895,061	1,840,435	2,063,042	***Processing and Preserving of Fruits & Vegetables***	***19***
8,407,241	1,118,097	9,525,338	11,300,904	***Dairy Products***	***20***
45,941,350	41,576,690	87,518,040	143,316,870	***Vegetable & Animal Oils and Fats***	***21***
5,655,005	856,650	6,511,655	10,183,497	***Grain Mill Products, Starches and Starch Products***	***22***
10,581,577	1,878,053	12,459,630	13,121,750	***Bakery Products***	***23***
6,434,645	2,685,507	9,120,152	15,801,473	***Confectionery***	***24***
11,764,912	1,875,497	13,640,409	16,498,166	***Other Food Processing***	***25***
245,600	748,959	994,559	10,033,501	***Prepared Animal Feeds***	***26***
3,046,620	4,853	3,051,473	3,538,182	***Spirits, Wines and Liquors***	***27***
5,516,738	826,796	6,343,534	7,460,306	***Soft Drinks, Mineral Waters and Other Bottled Waters***	***28***
4,757,652	52,245	4,809,897	4,965,527	***Tobacco Products***	***29***
(484,576)	1,760,216	1,275,640	4,654,873	***Preparation, Spinning and Weaving of Textiles***	***30***
576,245	951	577,196	1,507,595	***Finishing of Textiles***	***31***
2,257,202	177,956	2,435,158	2,921,445	***Other Textiles***	***32***
5,551,283	10,733	5,562,016	8,216,778	***Wearing Apparel***	***33***
874,564	295,528	1,170,092	1,217,613	***Leather Products***	***34***
779,088	314,383	1,093,472	1,213,771	***Footwear***	***35***
(78,502)	4,873,814	4,795,312	10,631,042	***Sawmilling and Planning of Wood***	***36***
75,019	2,580,237	2,655,256	10,599,435	***Veneer Sheets and Wood-based Panels***	***37***
(56,966)	762,219	705,253	1,909,222	***Builders' Carpentry and Joinery***	***38***
1,680,364	423,844	2,104,208	3,647,897	***Wooden Containers and Other Wood Products***	***39***
10,281,392	3,799,390	14,080,782	20,632,162	***Paper and Paper Products***	***40***
4,765,692	8,943,039	13,708,731	15,001,847	***Furniture***	***41***
47,069	-	47,069	62,994	***Reproduction of Recorded Media***	***42***
2,672,634	568,964	3,241,599	11,162,952	***Printing***	***43***
35,407,091	4,943,540	40,350,631	157,207,762	***Coke and Refined Petroleum Products***	***44***
261,519	18,562,802	18,824,321	47,016,007	***Basic Chemicals***	***45***
102,446	3,455,248	3,557,693	5,644,059	***Fertilizers and Nitrogen Compounds***	***46***
305,317	1,615,420	1,920,737	5,630,507	***Paints and Varnishes***	***47***
1,160,037	1,438,365	2,598,402	6,541,418	***Pharmaceuticals, Medicinal Chemical and Botanical Products***	***48***
3,075,602	4,986,185	8,061,787	8,146,774	***Soaps & Detergents, Cleaning & Polishing, Perfumes and Toilet Preparations***	***49***
791,666	21,299,408	22,091,074	41,610,677	***Other Chemicals Products***	***50***
14,456	712,559	727,014	5,015,525	***Rubber Tyres and Tubes***	***51***
46,955	14,001,425	14,048,380	18,124,852	***Rubber Processing***	***52***
6,961,300	18,660,739	25,622,038	33,003,347	***Rubber Gloves***	***53***
1,011,524	1,055,754	2,067,278	7,685,899	***Other Rubber Products***	***54***
11,923,932	8,926,420	20,850,352	37,935,216	***Plastic Products***	***55***
(98,771)	2,919,912	2,821,141	4,738,827	***Glass and Glass Products***	***56***
1,106,338	718,723	1,825,061	4,576,738	***Refractory, Clay, Porcelain and Ceramic Products***	***57***
(10,467)	456,916	446,449	10,557,387	***Cement, Lime and Plaster***	***58***
36,222	4,646,398	4,682,620	19,404,035	***Non-Metallic Mineral Products***	***59***
(596,611)	15,780,096	15,183,485	28,945,983	***Basic Iron and Steel***	***60***
432,573	5,129,758	5,562,330	15,664,498	***Basic Precious and Other Non-Ferrous Metals***	***61***
74,940	363,214	438,154	3,091,317	***Casting of Metals***	***62***
2,741,203	2,456,947	5,198,150	16,610,568	***Structural Metal Products, Tanks, Reservoirs and Steam Generators***	***63***
145,949	6,983,445	7,129,395	33,981,696	***Other Fabricated Metal Products***	***64***
(39,678)	2,596,918	2,557,240	3,005,821	***Engines & Turbines, Fluid Power Equipment, Other Pumps, Compressors, Taps and Valves***	***65***
3,193,327	10,336,584	13,529,911	17,670,554	***Other General Purpose Machinery***	***66***
939,416	11,598,839	12,538,255	13,371,045	***Weapons, Ammunition and Special Purpose Machinery***	***67***
(922,834)	6,266,774	5,343,940	6,265,242	***Domestic Appliances***	***68***

Jadual 13: Jadual Penggunaan Domestik pada Harga Asas, Komoditi mengikut Aktiviti (RM'000), 2020

Table 13: Domestic Use Tables at Basic Prices, Commodity by Activity (RM'000), 2020

	Komoditi \ Aktiviti	Perbelanjaan Swasta *Private Consumption*	Perbelanjaan Kerajaan *Government Consumption*	Pembentukan Modal Tetap Kasar *Gross Fixed Capital Formation*	Perubahan Inventori *Changes in Inventories*
69	Komputer, Peranti, Mesin dan Kelengkapan Pejabat	661,464	-	-	(3,085,164)
70	Motor Elektrik, Penjana dan Transformer	-	-	-	(36,794)
71	Perkakasan Pengagihan & Pengawalan Elektrik, Bateri dan Akumulator	2,041,801	-	-	(749,517)
72	Kabel Gentian Optikal, Elektronik dan Elektrik Lain	2,443,474	-	33,004	9,107
73	Alatan Pendawaian, Kelengkapan Pencahayaan Elektrik dan Elektrik Lain	603,711	-	4,042	(41,648)
74	Komponen dan Papan Elektronik	-	-	-	426,220
75	Peralatan Komunikasi dan Elektronik Pengguna	7,750,584	-	176,625	222,559
76	Peralatan Penyinaran, Perubatan Elektro dan Elektroterapeutik	132,584	-	-	3,055
77	Kelengkapan Mengukur, Menguji, Memandu Arah dan Kawalan	-	-	7	(22,348)
78	Instrumen Optikal, Alatan Fotografi, Media Magnetik dan Optikal	155,135	-	-	(3,998)
79	Jam Tangan dan Jam	398,516	-	-	(329,585)
80	Kenderaan Bermotor, Treler dan Semi Treler	14,405,039	-	15	177,149
81	Motosikal	789,175	-	791,350	(4,315)
82	Kapal, Bot, Basikal dan 'Invalid Carriages'	996,559	-	8,309,038	(214,317)
83	Kelengkapan Pengangkutan Lain	-	-	-	(3,122)
84	Pembuatan Lain	8,355,524	-	-	(4,080,652)
85	Pembaikan & Pemasangan Mesin dan Kelengkapan	12,647	-	-	2,030
86	Elektrik dan Gas	7,329,598	-	-	15,327
87	Air	3,408,443	-	-	(583)
88	Pembetungan, Pengurusan Sisa dan Aktiviti Pemulihan	317,455	349,162	-	(2,784)
89	Bangunan Kediaman	-	-	40,017,739	325,953
90	Bangunan Bukan Kediaman	-	-	33,260,031	4,798,982
91	Kejuruteraan Awam	-	-	64,807,067	469,426
92	Aktiviti Pembinaan Pertukangan Khas	-	-	4,016,775	650,941
93	Perdagangan Borong & Runcit, Pembaikan Kenderaan Bermotor dan Motosikal	67,941,709	67,847	15,228,433	-
94	Penginapan	5,697,650	-	-	-
95	Makanan dan Minuman	68,200,166	-	-	-
96	Pengangkutan Darat	6,690,845	4,812	932,107	-
97	Pengangkutan Air	2,435,647	2,662	515,389	-
98	Pengangkutan Udara	680,269	747	145,414	-
99	Penggudangan dan Aktiviti Sokongan untuk Pengangkutan	6,595,025	823	159,226	-
100	Perkhidmatan berkaitan Pengangkutan Air dan Udara	-	-	-	-
101	Perkhidmatan Operasi Lebuhraya, Jambatan dan Terowong	7,307,340	-	-	-
102	Perkhidmatan Pos dan Kurier	2,349,690	-	-	-
103	Aktiviti Penerbitan	1,063,142	-	9,076	-
104	Telekomunikasi	63,177,847	-	-	-
105	Aktiviti Wayang Gambar, Pemprograman dan Penyiaran	4,375,957	-	618,794	-
106	Perkhidmatan Komputer dan Maklumat	401	-	16,553,815	-
107	Perantaraan Kewangan	16,836,998	-	-	-
108	Perkhidmatan Kewangan Lain	1,075,670	-	-	-
109	Insurans/ Takaful dan Tabungan Pencen	22,355,539	-	-	-
110	Aktiviti Sokongan Perkhidmatan Kewangan dan Insurans/ Takaful	6,093,372	-	-	-
111	Hartanah	34,539,776	-	-	-
112	Pemilikan Kediaman	40,839,715	-	-	-
113	Sewaan dan Pajakan	7,522,621	-	-	-
114	Penyelidikan dan Pembangunan Saintifik	2,380	4,623,003	335,407	-
115	Profesional	583,819	-	143,065	-
116	Perkhidmatan Perniagaan	9,492,315	342,958	-	-
117	Pentadbiran Awam	-	57,239,546	1,018,107	-
118	Pendidikan	17,463,631	55,477,033	-	-
119	Kesihatan	13,340,342	31,009,877	-	-
120	Ketenteraman dan Keselamatan Awam	-	28,836,345	-	-
121	Pentadbiran Awam Lain	-	3,640,453	-	-
122	Institusi bukan Keuntungan yang Berkhidmat kepada Isi Rumah	1,146,684	-	-	-
123	Kesenian, Hiburan dan Rekreasi	8,615,349	440,936	-	-
124	Perkhidmatan Swasta Lain	7,699,168	-	-	-
	JUMLAH INPUT PERANTARAAN	**758,085,389**	**182,036,204**	**197,108,176**	**(24,106,736)**
	Pembelian Langsung oleh Residen di Luar Negeri	20,071,253	-	-	-
	Pembelian Dalam Negeri oleh Bukan Residen	(12,502,512)	-	-	-
	JUMLAH INPUT	**765,654,130**	**182,036,204**	**197,108,176**	**(24,106,736)**
	Komoditi Import	**81,155,838**	**3,351,662**	**95,380,757**	**6,773,003**
	Cukai ke atas Produk	16,880,400	-	4,177,554	-
	Subsidi ke atas Produk	735,739	-	-	-
	Nilai Ditambah Kasar	-	-	-	-
	Pampasan Pekerja	-	-	-	-
	Cukai Bersih Lain ke atas Pengeluaran	-	-	-	-
	Lebihan Kendalian, Kasar	-	-	-	-
	Penggunaan Modal Tetap	-	-	-	-
	Lebihan Kendalian, Bersih	-	-	-	-
	JUMLAH OUTPUT	**862,954,629**	**185,387,866**	**296,666,487**	**(17,333,732)**

Jadual 13: Jadual Penggunaan Domestik pada Harga Asas, Komoditi mengikut Aktiviti (RM'000), 2020

Table 13: Domestic Use Tables at Basic Prices, Commodity by Activity (RM'000), 2020

Jumlah Penggunaan Domestik *Total Domestic Use*	Eksport *Exports*	Jumlah Penggunaan Akhir *Total Final Use*	Jumlah Penggunaan *Total Use*	*Activity* / *Commodity*	
(2,423,699)	43,552,637	41,128,938	45,584,503	*Computers, Peripheral, Office Equipment and Machinery*	69
(36,794)	4,013,453	3,976,659	4,292,849	*Electric Motors, Generators and Transformers*	70
1,292,284	6,727,153	8,019,438	13,373,997	*Electricity Distribution & Control Apparatus, Batteries and Accumulators*	71
2,485,585	3,229,090	5,714,675	10,967,085	*Fibre Optic Cables, Electronic and Other Electric*	72
566,106	4,067,773	4,633,879	6,603,408	*Wiring Devices, Electric Lighting Equipment and Other Electrical*	73
426,220	62,892,765	63,318,985	202,495,414	*Electronic Components and Boards*	74
8,149,769	43,582,169	51,731,939	82,328,006	*Communication Equipment and Consumer Electronics*	75
135,639	3,343,037	3,478,676	3,591,785	*Irradiation Equipment, Electro Medical and Electrotherapeutic*	76
(22,341)	10,290	(12,051)	10,234,118	*Measuring Equipment, Testing, Navigating and Control*	77
151,137	4,928,815	5,079,952	8,433,447	*Optical Instruments, Photographic Equipment, Magnetic and Optical Media*	78
68,931	997,938	1,066,869	1,212,313	*Watches and Clocks*	79
14,582,203	3,276,171	17,858,373	58,731,462	*Motor Vehicles, Trailers and Semi Trailers*	80
1,576,211	136,422	1,712,632	1,712,632	*Motorcycles*	81
9,091,280	128,759	9,220,039	12,126,215	*Ships, Boats, Bicycles and Invalid Carriages*	82
(3,122)	5,861,313	5,858,191	6,635,723	*Other Transport Equipment*	83
4,274,873	7,067,191	11,342,063	14,025,993	*Other Manufacturing*	84
14,677	1,472,566	1,487,243	17,178,319	*Repair & Installation of Machinery and Equipment*	85
7,344,925	417,408	7,762,333	61,441,127	*Electricity and Gas*	86
3,407,859	1,967	3,409,826	9,938,438	*Water*	87
663,833	-	663,833	9,028,147	*Sewerage, Waste Management and Remediation Activities*	88
40,343,692	-	40,343,692	40,343,692	*Residential Buildings*	89
38,059,013	3,214,350	41,273,363	41,273,363	*Non-Residential Buildings*	90
65,276,493	-	65,276,493	66,209,122	*Civil Engineering*	91
4,667,716	-	4,667,716	41,124,390	*Specialised Construction Activities*	92
83,237,989	95,251,414	178,489,403	383,303,600	*Wholesale & Retail Trade, Repair of Motor Vehicles and Motorcycles*	93
5,697,650	-	5,697,650	6,607,650	*Accommodation*	94
68,200,166	-	68,200,166	86,473,742	*Food and Beverage*	95
7,627,764	6,131,581	13,759,344	27,832,794	*Land Transport*	96
2,953,698	3,926,326	6,880,024	13,623,139	*Water Transport*	97
826,430	2,571,442	3,397,872	6,595,062	*Air Transport*	98
6,755,074	2,576,508	9,331,582	12,399,441	*Warehousing and Support Activities for Transportation*	99
-	6,896,557	6,896,557	11,169,964	*Services Incidental to Water and Air Transportation*	100
7,307,340	-	7,307,340	9,441,745	*Highway Operation Services, Bridge and Tunnel*	101
2,349,690	869,906	3,219,595	5,491,942	*Postal and Courier Activities*	102
1,072,218	33,205	1,105,423	4,456,577	*Publishing Activities*	103
63,177,847	5,525,001	68,702,848	114,714,194	*Telecommunications*	104
4,994,751	-	4,994,751	10,510,074	*Motion Picture, Programming and Broadcasting Activities*	105
16,554,216	9,504,800	26,059,016	40,934,573	*Computer and Information Services*	106
16,836,998	2,643,490	19,480,488	61,887,937	*Monetary Intermediation*	107
1,075,670	-	1,075,670	12,837,431	*Other Financial Service*	108
22,355,539	1,689,139	24,044,678	37,071,640	*Insurance/ Takaful and Pension Funding*	109
6,093,372	-	6,093,372	12,527,751	*Activities Auxiliary to Financial Service and Insurance/ Takaful*	110
34,539,776	-	34,539,776	46,744,163	*Real Estate*	111
40,839,715	-	40,839,715	40,839,715	*Ownership of Dwellings*	112
7,522,621	1,601,857	9,124,478	9,331,055	*Rental and Leasing*	113
4,960,789	2,491,662	7,452,452	7,452,452	*Scientific Research and Development*	114
726,883	23,503,930	24,230,814	104,772,559	*Professional*	115
9,835,274	-	9,835,274	20,491,762	*Business Services*	116
58,257,653	329,870	58,587,523	58,671,946	*Public Administration*	117
72,940,664	-	72,940,664	73,221,186	*Education*	118
44,350,219	-	44,350,219	53,083,395	*Health*	119
28,836,345	-	28,836,345	28,836,345	*Public Order and Safety*	120
3,640,453	-	3,640,453	3,640,453	*Other Public Administration*	121
1,146,684	-	1,146,684	1,146,684	*Non-Profit Institutions Serving Households*	122
9,056,284	2,464,738	11,521,023	14,172,329	*Arts, Entertainment and Recreation*	123
7,699,168	-	7,699,168	11,248,485	*Other Private Services*	124
1,113,123,033	**668,255,344**	**1,781,378,376**	**3,260,565,321**	*TOTAL INTERMEDIATE INPUT*	
20,071,253	-	20,071,253	20,071,253	*Direct Purchases Abroad by Residents*	
(12,502,512)	12,502,512	-	-	*Domestic Purchases by Non-Residents*	
1,120,691,774	**680,757,856**	**1,801,449,629**	**3,280,636,574**	*TOTAL INPUT*	
186,661,261	**184,629,617**	**371,290,878**	**763,081,075**	*Imported Commodities*	
21,057,954	8,089,951	29,147,905	49,522,963	*Taxes on Products*	
735,739	-	735,739	3,609,969	*Subsidies on Products*	
-	-	-	-	*Gross Value Added*	
-	-	-	-	*Compensation of Employees*	
-	-	-	-	*Other Net Taxes on Production*	
-	-	-	-	*Operating Surplus, Gross*	
-	-	-	-	*Consumption of Fixed Capital*	
-	-	-	-	*Operating Surplus, Net*	
1,327,675,249	**873,477,423**	**2,201,152,673**	**4,089,630,643**	*TOTAL OUTPUT*	

Jadual 14: Jadual Penggunaan Import pada Harga Asas, Komoditi mengikut Aktiviti (RM'000), 2020

Table 14: Imports Use Tables at Basic Prices, Commodity by Activity (RM'000), 2020

	Komoditi \ Aktiviti	Padi *Paddy*	Tanaman Makanan *Food Crops*	Sayur-sayuran *Vegetables*	Buah-buahan *Fruits*	Getah *Rubber*
		1	2	3	4	5
1	Padi	-	-	-	-	-
2	Tanaman Makanan	-	6,379	-	69	-
3	Sayur-sayuran	-	30	856	22	-
4	Buah-buahan	-	-	2,636	8,643	-
5	Getah	-	-	-	-	1,532
6	Kelapa Sawit	-	-	-	-	-
7	Tanaman Bunga	-	-	-	-	-
8	Pertanian Lain	47,367	5,726	238,192	109,693	1,746
9	Ternakan Ayam dan Itik	-	-	-	-	-
10	Ternakan Lain	1	-	314	5	70
11	Perhutanan dan Pembalakan	-	-	-	-	4,599
12	Perikanan dan Akuakultur	-	-	-	-	-
13	Minyak Mentah dan Gas Asli	-	-	-	-	-
14	Perlombongan Bijih Besi	-	-	-	-	-
15	Pengkuarian Batu, Pasir dan Tanah Liat	-	-	-	-	-
16	Perlombongan dan Pengkuarian Lain	-	-	-	-	-
17	Pemprosesan dan Pengawetan Daging	-	-	-	-	-
18	Pemprosesan dan Pengawetan Makanan Laut	-	-	-	-	-
19	Pemprosesan dan Pengawetan Buah-buahan & Sayur-sayuran	-	-	-	-	-
20	Produk Tenusu	-	-	-	-	-
21	Minyak & Lemak Sayuran dan Haiwan	-	-	-	-	-
22	Produk Bijian, Kanji dan Produk Berkanji	-	-	-	-	-
23	Produk Bakeri	-	-	-	-	-
24	Manisan	-	-	-	-	-
25	Prosesan Makanan Lain	-	-	-	-	-
26	Makanan Haiwan Tersedia	-	-	-	-	-
27	Spirit, Wain dan Minuman Keras	-	-	-	-	-
28	Minuman Ringan, Air Mineral dan Minuman Lain yang Dibotolkan	-	-	-	-	-
29	Produk Tembakau	-	-	-	-	-
30	Penyediaan, Pemintalan dan Penenunan Tekstil	-	-	-	-	-
31	Penyiapan Akhir Tekstil	-	-	-	-	-
32	Tekstil Lain	-	-	-	-	-
33	Pakaian	-	41	-	1,855	-
34	Produk Kulit	-	-	-	-	-
35	Kasut	-	-	-	-	-
36	Pengilangan dan Pengetaman Kayu	-	-	-	-	-
37	Kepingan Venier dan Panel berasaskan Kayu	-	-	-	-	-
38	Pertukangan Kayu dan Tanggam untuk Jurubina	-	-	-	-	-
39	Bekas Kayu dan Produk Kayu Lain	-	-	-	-	-
40	Kertas dan Produk Kertas	-	-	3,864	-	-
41	Perabot	172	66	1,417	1,041	122
42	Penerbitan Semula Media Rakaman	-	-	-	-	-
43	Percetakan	-	-	-	-	-
44	Kok dan Produk Petroleum Bertapis	1,098	869	17,946	20,611	15,318
45	Kimia Asas	21,036	12,464	224,502	81,946	18,796
46	Baja dan Sebatian Nitrogen	61,098	74,967	588,749	193,178	59,685
47	Cat dan Varnis	-	16	75	6	-
48	Produk Farmaseutikal, Kimia Perubatan dan Botani	108	-	-	5	-
49	Sabun & Bahan Pencuci, Pencuci dan Pengilat, Pewangi dan Dandanan Diri	-	-	-	-	-
50	Produk Kimia Lain	19,077	12,546	150,017	63,926	18,226
51	Tayar dan Tiub Getah	-	-	-	-	-
52	Prosesan Getah	-	-	-	-	-
53	Sarung Tangan Getah	-	-	-	-	-
54	Produk Getah Lain	-	-	-	-	-
55	Produk Plastik	197	913	35,472	11,955	429
56	Kaca dan Produk Kaca	-	-	-	-	-
57	Produk Refraktori, Tanah Liat, Porselin dan Seramik	-	-	-	-	-
58	Simen, Kapur dan Plaster	-	-	21	-	-
59	Produk Mineral bukan Logam	-	-	-	-	-
60	Besi dan Keluli Asas	-	-	-	-	-
61	Logam Asas Berharga dan Logam bukan Ferus Lain	-	-	-	-	-
62	Pengacuan Logam	-	-	-	-	-
63	Produk Struktur Logam, Tangki, Takungan dan Penjana Wap	-	-	-	-	-
64	Produk Logam Lain yang Direka	-	-	1	-	-

Jadual 14: Jadual Penggunaan Import pada Harga Asas, Komoditi mengikut Aktiviti (RM'000), 2020

Table 14: Imports Use Tables at Basic Prices, Commodity by Activity (RM'000), 2020

Kelapa Sawit *Oil Palm*	Tanaman Bunga *Flower Plants*	Pertanian Lain *Other Agriculture*	Menternak Ayam & Itik *Poultry Farming*	Ternakan Lain *Other Livestock*	Activity / Commodity	
6	7	8	9	10		
-	-	-	-	-	Paddy	1
-	-	-	-	-	Food Crops	2
-	-	-	-	19	Vegetables	3
1	-	-	-	-	Fruits	4
-	-	-	-	-	Rubber	5
-	-	-	-	-	Oil Palm	6
114	817	16	516	17	Flower Plants	7
1,573,492	38,973	45,840	3,181	238	Other Agriculture	8
-	-	-	4	-	Poultry Farming	9
991	2	-	1,501	306	Other Livestock	10
10,820	1,166	38	-	-	Forestry and Logging	11
-	-	-	-	-	Fishing and Aquaculture	12
-	-	-	-	-	Crude Oil and Natural Gas	13
-	-	-	-	-	Mining of Metal Ores	14
-	-	-	1,025	41	Quarrying of Stone, Sand and Clay	15
641,553	-	-	-	-	Other Mining and Quarrying	16
-	-	-	-	-	Processing and Preserving of Meat	17
-	-	-	-	-	Processing and Preserving of Seafood	18
599	-	-	-	-	Processing and Preserving of Fruits & Vegetables	19
-	-	-	-	-	Dairy Products	20
-	-	-	-	-	Vegetable & Animal Oils and Fats	21
-	-	-	-	-	Grain Mill Products, Starches and Starch Products	22
-	-	-	-	-	Bakery Products	23
-	-	-	-	-	Confectionery	24
-	-	-	-	-	Other Food Processing	25
1,237	-	-	886,359	300,657	Prepared Animal Feeds	26
-	-	-	-	-	Spirits, Wines and Liquors	27
-	-	-	-	-	Soft Drinks, Mineral Waters and Other Bottled Waters	28
-	-	-	-	-	Tobacco Products	29
-	-	-	-	-	Preparation, Spinning and Weaving of Textiles	30
-	-	-	-	-	Finishing of Textiles	31
-	-	-	-	-	Other Textiles	32
33	-	-	-	-	Wearing Apparel	33
-	-	-	-	-	Leather Products	34
-	-	-	-	-	Footwear	35
-	-	-	9,001	-	Sawmilling and Planning of Wood	36
-	-	-	-	-	Veneer Sheets and Wood-based Panels	37
-	-	-	-	-	Builders' Carpentry and Joinery	38
-	-	-	-	-	Wooden Containers and Other Wood Products	39
-	-	-	149	20	Paper and Paper Products	40
6,647	3,310	158	1,024	360	Furniture	41
-	-	-	-	-	Reproduction of Recorded Media	42
-	-	-	-	-	Printing	43
44,654	13,198	2,471	9,262	3,300	Coke and Refined Petroleum Products	44
315,450	61,836	4,025	56	48	Basic Chemicals	45
1,731,791	106,957	27,639	2	12	Fertilizers and Nitrogen Compounds	46
363	30	3	-	-	Paints and Varnishes	47
1,067	-	3	95,479	13,025	Pharmaceuticals, Medicinal Chemical and Botanical Products	48
-	-	-	71	-	Soaps & Detergents, Cleaning & Polishing, Perfumes and Toilet Preparations	49
785,302	83,247	13,371	3	45	Other Chemicals Products	50
-	-	-	-	-	Rubber Tyres and Tubes	51
-	-	-	-	-	Rubber Processing	52
-	-	-	-	-	Rubber Gloves	53
-	-	-	-	-	Other Rubber Products	54
3,991	23,973	1,268	8,566	1,179	Plastic Products	55
-	-	-	-	-	Glass and Glass Products	56
3	250	-	-	-	Refractory, Clay, Porcelain and Ceramic Products	57
26	-	1	-	-	Cement, Lime and Plaster	58
2	10	-	-	-	Non-Metallic Mineral Products	59
-	-	-	-	-	Basic Iron and Steel	60
140	-	-	-	-	Basic Precious and Other Non-Ferrous Metals	61
-	-	-	-	-	Casting of Metals	62
-	-	-	-	-	Structural Metal Products, Tanks, Reservoirs and Steam Generators	63
98	107	-	-	-	Other Fabricated Metal Products	64

Jadual 14: Jadual Penggunaan Import pada Harga Asas, Komoditi mengikut Aktiviti (RM'000), 2020

Table 14: Imports Use Tables at Basic Prices, Commodity by Activity (RM'000), 2020

	Komoditi / Aktiviti	Padi *Paddy*	Tanaman Makanan *Food Crops*	Sayur-sayuran *Vegetables*	Buah-buahan *Fruits*	Getah *Rubber*
		1	2	3	4	5
65	Enjin & Turbin, Alatan Kuasa Bendalir, Pam, Pemampat, Kepala Paip dan Injap Lain	-	-	-	-	-
66	Jentera Kegunaan Umum Lain	-	-	-	-	-
67	Senjata, Peluru dan Mesin bertujuan Khas	4,819	1,570	40,780	30,141	4,219
68	Perkakasan Domestik	-	-	-	-	-
69	Komputer, Peranti, Mesin dan Kelengkapan Pejabat	283	109	2,558	1,741	246
70	Motor Elektrik, Penjana dan Transformer	-	-	-	-	-
71	Perkakasan Pengagihan & Pengawalan Elektrik, Bateri dan Akumulator	-	-	-	-	-
72	Kabel Gentian Optikal, Elektronik dan Elektrik Lain	-	-	-	-	-
73	Alatan Pendawaian, Kelengkapan Pencahayaan Elektrik dan Elektrik Lain	-	-	-	-	-
74	Komponen dan Papan Elektronik	-	-	-	-	-
75	Peralatan Komunikasi dan Elektronik Pengguna	-	-	69	-	-
76	Peralatan Penyinaran, Perubatan Elektro dan Elektroterapeutik	-	-	-	-	-
77	Kelengkapan Mengukur, Menguji, Memandu Arah dan Kawalan	-	-	-	-	-
78	Instrumen Optikal, Alatan Fotografi, Media Magnetik dan Optikal	-	-	-	-	-
79	Jam Tangan dan Jam	-	-	-	-	-
80	Kenderaan Bermotor, Treler dan Semi Treler	35	8	154	91	15
81	Motosikal	-	-	-	-	-
82	Kapal, Bot, Basikal dan 'Invalid Carriages'	-	-	-	-	-
83	Kelengkapan Pengangkutan Lain	-	-	-	-	-
84	Pembuatan Lain	236	226	2,128	4,554	484
85	Pembaikan & Pemasangan Mesin dan Kelengkapan	-	-	-	-	-
86	Elektrik dan Gas	-	6	8	3	1
87	Air	-	7	25	4	1
88	Pembetungan, Pengurusan Sisa dan Aktiviti Pemulihan	-	-	-	-	-
89	Bangunan Kediaman	-	-	-	-	-
90	Bangunan Bukan Kediaman	-	-	-	-	-
91	Kejuruteraan Awam	-	-	-	-	-
92	Aktiviti Pembinaan Pertukangan Khas	-	-	-	-	-
93	Perdagangan Borong & Runcit, Pembaikan Kenderaan Bermotor dan Motosikal	-	-	-	-	-
94	Penginapan	-	-	-	-	-
95	Makanan dan Minuman	-	-	-	-	-
96	Pengangkutan Darat	-	-	4	2	1
97	Pengangkutan Air	4	5	42	21	10
98	Pengangkutan Udara	8	9	91	55	21
99	Penggudangan dan Aktiviti Sokongan untuk Pengangkutan	-	-	2	1	1
100	Perkhidmatan berkaitan Pengangkutan Air dan Udara	-	-	-	-	-
101	Perkhidmatan Operasi Lebuhraya, Jambatan dan Terowong	-	-	-	-	-
102	Perkhidmatan Pos dan Kurier	-	1	10	8	2
103	Aktiviti Penerbitan	-	-	-	-	-
104	Telekomunikasi	84	90	2,372	2,251	496
105	Aktiviti Wayang Gambar, Pemprograman dan Penyiaran	-	-	-	-	-
106	Perkhidmatan Komputer dan Maklumat	-	1	873	608	2
107	Perantaraan Kewangan	1,732	1,004	7,828	4,662	584
108	Perkhidmatan Kewangan Lain	-	-	-	-	-
109	Insurans/ Takaful dan Tabungan Pencen	306	549	4,867	7,235	1,024
110	Aktiviti Sokongan Perkhidmatan Kewangan dan Insurans/ Takaful	-	-	-	-	-
111	Hartanah	-	-	-	-	-
112	Pemilikan Kediaman	-	-	-	-	-
113	Sewaan dan Pajakan	-	-	2	-	-
114	Penyelidikan dan Pembangunan Saintifik	-	-	-	-	-
115	Profesional	4,878	1,475	24,575	51,914	4,588
116	Perkhidmatan Perniagaan	-	-	-	-	-
117	Pentadbiran Awam	-	-	-	-	-
118	Pendidikan	-	-	-	-	-
119	Kesihatan	-	-	-	-	-
120	Ketenteraman dan Keselamatan Awam	-	-	-	-	-
121	Pentadbiran Awam Lain	-	-	-	-	-
122	Institusi bukan Keuntungan yang Berkhidmat kepada Isi Rumah	-	-	-	-	-
123	Kesenian, Hiburan dan Rekreasi	-	-	-	-	-
124	Perkhidmatan Swasta Lain	-	-	-	-	-
	JUMLAH	**162,542**	**119,077**	**1,350,453**	**596,248**	**132,218**

Jadual 14: Jadual Penggunaan Import pada Harga Asas, Komoditi mengikut Aktiviti (RM'000), 2020

Table 14: Imports Use Tables at Basic Prices, Commodity by Activity (RM'000), 2020

Kelapa Sawit *Oil Palm*	Tanaman Bunga *Flower Plants*	Pertanian Lain *Other Agriculture*	Menternak Ayam & Itik *Poultry Farming*	Ternakan Lain *Other Livestock*	Activity / Commodity	
6	7	8	9	10		
-	-	-	-	-	*Engines & Turbines, Fluid Power Equipment, Other Pumps, Compressors, Taps and Valves*	65
-	-	-	-	-	*Other General Purpose Machinery*	66
150,894	70,555	5,187	26,541	11,960	*Weapons, Ammunition and Special Purpose Machinery*	67
-	-	-	-	-	*Domestic Appliances*	68
8,846	2,223	277	669	279	*Computers, Peripheral, Office Equipment and Machinery*	69
-	-	-	-	-	*Electric Motors, Generators and Transformers*	70
-	-	-	-	-	*Electricity Distribution & Control Apparatus, Batteries and Accumulators*	71
-	-	-	-	-	*Fibre Optic Cables, Electronic and Other Electric*	72
-	-	-	-	-	*Wiring Devices, Electric Lighting Equipment and Other Electrical*	73
-	-	-	-	-	*Electronic Components and Boards*	74
-	-	-	3	-	*Communication Equipment and Consumer Electronics*	75
-	-	-	-	-	*Irradiation Equipment, Electro Medical and Electrotherapeutic*	76
-	-	-	-	-	*Measuring Equipment, Testing, Navigating and Control*	77
-	-	-	-	-	*Optical Instruments, Photographic Equipment, Magnetic and Optical Media*	78
-	-	-	-	-	*Watches and Clocks*	79
502	117	22	105	34	*Motor Vehicles, Trailers and Semi Trailers*	80
-	-	-	-	-	*Motorcycles*	81
-	-	-	-	-	*Ships, Boats, Bicycles and Invalid Carriages*	82
-	-	-	-	-	*Other Transport Equipment*	83
18,625	5,124	303	3,244	498	*Other Manufacturing*	84
-	-	-	-	-	*Repair & Installation of Machinery and Equipment*	85
13	5	-	7	3	*Electricity and Gas*	86
14	19	-	5	3	*Water*	87
-	-	-	-	-	*Sewerage, Waste Management and Remediation Activities*	88
-	-	-	-	-	*Residential Buildings*	89
-	-	-	-	-	*Non-Residential Buildings*	90
-	-	-	-	-	*Civil Engineering*	91
-	-	-	-	-	*Specialised Construction Activities*	92
-	-	-	-	-	*Wholesale & Retail Trade, Repair of Motor Vehicles and Motorcycles*	93
-	-	-	-	-	*Accommodation*	94
-	-	-	-	-	*Food and Beverage*	95
11	2	-	11	4	*Land Transport*	96
120	20	3	125	40	*Water Transport*	97
263	48	12	207	69	*Air Transport*	98
7	1	-	7	2	*Warehousing and Support Activities for Transportation*	99
-	-	-	-	-	*Services Incidental to Water and Air Transportation*	100
-	-	-	-	-	*Highway Operation Services, Bridge and Tunnel*	101
76	1	1	46	6	*Postal and Courier Activities*	102
-	-	-	-	-	*Publishing Activities*	103
3,504	405	178	1,398	885	*Telecommunications*	104
-	-	-	-	-	*Motion Picture, Programming and Broadcasting Activities*	105
3,586	35	36	-	-	*Computer and Information Services*	106
26,618	3,436	1,334	19,135	6,032	*Monetary Intermediation*	107
-	-	-	-	-	*Other Financial Service*	108
20,210	1,373	519	8,042	1,877	*Insurance/ Takaful and Pension Funding*	109
-	-	-	-	-	*Activities Auxiliary to Financial Service and Insurance/ Takaful*	110
-	-	-	-	-	*Real Estate*	111
-	-	-	-	-	*Ownership of Dwellings*	112
5,154	102	1	559	195	*Rental and Leasing*	113
-	-	-	-	-	*Scientific Research and Development*	114
202,891	3,838	3,061	116,711	35,519	*Professional*	115
-	-	-	-	-	*Business Services*	116
-	-	-	-	-	*Public Administration*	117
-	-	-	-	-	*Education*	118
-	-	-	-	-	*Health*	119
-	-	-	-	-	*Public Order and Safety*	120
-	-	-	-	-	*Other Public Administration*	121
-	-	-	-	-	*Non-Profit Institutions Serving Households*	122
-	-	-	-	-	*Arts, Entertainment and Recreation*	123
-	-	-	-	-	*Other Private Services*	124
5,559,709	**421,180**	**105,767**	**1,193,015**	**376,672**	*TOTAL*	

Jadual 14: Jadual Penggunaan Import pada Harga Asas, Komoditi mengikut Aktiviti (RM'000), 2020

Table 14: Imports Use Tables at Basic Prices, Commodity by Activity (RM'000), 2020

	Komoditi / Aktiviti	Perhutanan dan Pembalakan *Forestry and Logging*	Perikanan dan Akuakultur *Fishing and Aquaculture*	Minyak Mentah dan Gas Asli *Crude Oil and Natural Gas*	Perlombongan Bijih Besi *Mining of Metal Ores*	Pengkuarian Batu, Pasir dan Tanah Liat *Quarrying of Stone, Sand and Clay*
		11	12	13	14	15
1	Padi	-	-	-	-	-
2	Tanaman Makanan	-	-	-	-	-
3	Sayur-sayuran	-	-	-	-	-
4	Buah-buahan	-	-	-	-	-
5	Getah	-	-	-	-	-
6	Kelapa Sawit	-	-	-	-	-
7	Tanaman Bunga	-	-	-	-	-
8	Pertanian Lain	-	-	-	-	-
9	Ternakan Ayam dan Itik	-	-	-	-	-
10	Ternakan Lain	-	-	-	-	-
11	Perhutanan dan Pembalakan	20,530	-	-	-	-
12	Perikanan dan Akuakultur	-	781	-	-	-
13	Minyak Mentah dan Gas Asli	-	-	2,964,014	-	-
14	Perlombongan Bijih Besi	-	-	-	127	-
15	Pengkuarian Batu, Pasir dan Tanah Liat	35	-	-	-	31
16	Perlombongan dan Pengkuarian Lain	-	-	109,556	12,900	140,553
17	Pemprosesan dan Pengawetan Daging	-	-	-	-	-
18	Pemprosesan dan Pengawetan Makanan Laut	-	-	-	-	-
19	Pemprosesan dan Pengawetan Buah-buahan & Sayur-sayuran	-	-	-	-	-
20	Produk Tenusu	-	-	-	-	-
21	Minyak & Lemak Sayuran dan Haiwan	-	-	-	-	-
22	Produk Bijian, Kanji dan Produk Berkanji	-	-	-	-	-
23	Produk Bakeri	-	-	-	-	-
24	Manisan	-	-	-	-	-
25	Prosesan Makanan Lain	-	-	-	-	-
26	Makanan Haiwan Tersedia	-	75,966	-	-	-
27	Spirit, Wain dan Minuman Keras	-	-	-	-	-
28	Minuman Ringan, Air Mineral dan Minuman Lain yang Dibotolkan	-	-	-	-	-
29	Produk Tembakau	-	-	-	-	-
30	Penyediaan, Pemintalan dan Penenunan Tekstil	-	-	-	-	-
31	Penyiapan Akhir Tekstil	-	-	-	-	-
32	Tekstil Lain	-	-	-	-	-
33	Pakaian	4	-	323	28	140
34	Produk Kulit	-	-	-	-	-
35	Kasut	-	-	-	-	-
36	Pengilangan dan Pengetaman Kayu	130	3	-	21	225
37	Kepingan Venier dan Panel berasaskan Kayu	-	-	-	-	-
38	Pertukangan Kayu dan Tanggam untuk Jurubina	-	-	-	-	-
39	Bekas Kayu dan Produk Kayu Lain	-	674	-	-	-
40	Kertas dan Produk Kertas	-	-	-	2,319	16,042
41	Perabot	-	740	6,099	-	-
42	Penerbitan Semula Media Rakaman	-	-	-	-	-
43	Percetakan	-	-	7,589	-	-
44	Kok dan Produk Petroleum Bertapis	28,539	62,769	61,372	9,950	93,923
45	Kimia Asas	25,172	3,076	60,626	17,714	134,323
46	Baja dan Sebatian Nitrogen	3,315	25	-	-	1
47	Cat dan Varnis	399	-	349	-	-
48	Produk Farmaseutikal, Kimia Perubatan dan Botani	-	841	568	-	-
49	Sabun & Bahan Pencuci, Pencuci dan Pengilat, Pewangi dan Dandanan Diri	-	-	1,976	-	-
50	Produk Kimia Lain	25,312	102	-	10,591	85,374
51	Tayar dan Tiub Getah	-	-	-	-	1,596
52	Prosesan Getah	-	-	-	-	3,108
53	Sarung Tangan Getah	-	-	-	-	-
54	Produk Getah Lain	-	-	-	-	-
55	Produk Plastik	52	21,584	7,007	127	1,487
56	Kaca dan Produk Kaca	-	-	-	-	-
57	Produk Refraktori, Tanah Liat, Porselin dan Seramik	-	-	-	-	543
58	Simen, Kapur dan Plaster	-	-	-	18	298
59	Produk Mineral bukan Logam	-	-	-	-	3,087
60	Besi dan Keluli Asas	-	-	-	60	10,912
61	Logam Asas Berharga dan Logam bukan Ferus Lain	-	-	-	-	132
62	Pengacuan Logam	-	-	218	1,076	36,845
63	Produk Struktur Logam, Tangki, Takungan dan Penjana Wap	-	-	41	10	362
64	Produk Logam Lain yang Direka	-	-	107,081	685	107,284

Jadual 14: Jadual Penggunaan Import pada Harga Asas, Komoditi mengikut Aktiviti (RM'000), 2020

Table 14: Imports Use Tables at Basic Prices, Commodity by Activity (RM'000), 2020

Perlombongan dan Pengkuarian Lain *Other Mining and Quarrying*	Pemprosesan dan Pengawetan Daging *Processing and Preserving of Meat*	Pemprosesan dan Pengawetan Makanan Laut *Processing and Preserving of Seafood*	Pemprosesan dan Pengawetan Buah-buahan & Sayur-sayuran *Processing and Preserving of Fruits & Vegetables*	Produk Tenusu *Dairy Products*	Activity / Commodity	
16	17	18	19	20		
-	-	-	-	-	*Paddy*	1
-	95	204	26,654	70	*Food Crops*	2
-	23	476	20,313	-	*Vegetables*	3
-	-	-	40,975	-	*Fruits*	4
-	-	-	-	-	*Rubber*	5
-	-	-	-	-	*Oil Palm*	6
-	-	-	-	-	*Flower Plants*	7
-	357	12,442	53,916	1,254	*Other Agriculture*	8
-	6,356	-	-	-	*Poultry Farming*	9
-	52,189	-	21	57,011	*Other Livestock*	10
-	-	-	75	-	*Forestry and Logging*	11
-	-	162,941	-	-	*Fishing and Aquaculture*	12
-	-	-	-	-	*Crude Oil and Natural Gas*	13
514	-	-	-	-	*Mining of Metal Ores*	14
9	-	-	-	-	*Quarrying of Stone, Sand and Clay*	15
7,780	-	435,541	-	-	*Other Mining and Quarrying*	16
-	-	-	1	-	*Processing and Preserving of Meat*	17
-	-	-	-	-	*Processing and Preserving of Seafood*	18
-	-	-	8,339	32,085	*Processing and Preserving of Fruits & Vegetables*	19
-	-	-	-	360,282	*Dairy Products*	20
-	12,176	284	241	19,712	*Vegetable & Animal Oils and Fats*	21
-	12,041	13,544	10,997	174,337	*Grain Mill Products, Starches and Starch Products*	22
-	-	-	-	146	*Bakery Products*	23
-	-	-	13,882	326,571	*Confectionery*	24
-	50,357	34,883	2,099	38,996	*Other Food Processing*	25
-	-	5,096	7	-	*Prepared Animal Feeds*	26
-	-	-	-	2	*Spirits, Wines and Liquors*	27
-	-	12	293	59	*Soft Drinks, Mineral Waters and Other Bottled Waters*	28
-	-	-	-	-	*Tobacco Products*	29
-	-	6	-	-	*Preparation, Spinning and Weaving of Textiles*	30
-	-	-	-	-	*Finishing of Textiles*	31
-	-	15	-	-	*Other Textiles*	32
36	76	600	61	759	*Wearing Apparel*	33
-	-	-	-	-	*Leather Products*	34
-	-	-	-	-	*Footwear*	35
90	-	-	-	-	*Sawmilling and Planning of Wood*	36
-	299	5,051	-	-	*Veneer Sheets and Wood-based Panels*	37
-	-	-	-	-	*Builders' Carpentry and Joinery*	38
-	9	544	171	1,031	*Wooden Containers and Other Wood Products*	39
788	1,980	39,838	4,826	104,495	*Paper and Paper Products*	40
-	119	1,583	243	1,247	*Furniture*	41
-	-	-	-	-	*Reproduction of Recorded Media*	42
-	5	108	7	53	*Printing*	43
4,592	106,757	10,741	3,578	11,386	*Coke and Refined Petroleum Products*	44
10,353	78,045	55,716	5,041	76,952	*Basic Chemicals*	45
1	1,083	70	304	-	*Fertilizers and Nitrogen Compounds*	46
-	-	-	-	-	*Paints and Varnishes*	47
-	-	1,875	43	29,428	*Pharmaceuticals, Medicinal Chemical and Botanical Products*	48
-	-	-	-	-	*Soaps & Detergents, Cleaning & Polishing, Perfumes and Toilet Preparations*	49
7,833	22,151	35,371	3,960	30,822	*Other Chemicals Products*	50
10	-	-	-	-	*Rubber Tyres and Tubes*	51
-	-	-	-	-	*Rubber Processing*	52
-	-	-	-	-	*Rubber Gloves*	53
-	-	-	-	-	*Other Rubber Products*	54
2	5,940	16,469	2,719	138,895	*Plastic Products*	55
-	26	2,004	59	4,594	*Glass and Glass Products*	56
-	-	-	-	-	*Refractory, Clay, Porcelain and Ceramic Products*	57
-	-	-	-	-	*Cement, Lime and Plaster*	58
446	-	-	-	-	*Non-Metallic Mineral Products*	59
8	-	-	-	-	*Basic Iron and Steel*	60
-	-	-	-	-	*Basic Precious and Other Non-Ferrous Metals*	61
232	-	-	-	-	*Casting of Metals*	62
2	-	-	-	-	*Structural Metal Products, Tanks, Reservoirs and Steam Generators*	63
3,206	248	7,275	3,524	131,069	*Other Fabricated Metal Products*	64

Jadual 14: Jadual Penggunaan Import pada Harga Asas, Komoditi mengikut Aktiviti (RM'000), 2020

Table 14: Imports Use Tables at Basic Prices, Commodity by Activity (RM'000), 2020

	Komoditi / Aktiviti	Perhutanan dan Pembalakan *Forestry and Logging*	Perikanan dan Akuakultur *Fishing and Aquaculture*	Minyak Mentah dan Gas Asli *Crude Oil and Natural Gas*	Perlombongan Bijih Besi *Mining of Metal Ores*	Pengkuarian Batu, Pasir dan Tanah Liat *Quarrying of Stone, Sand and Clay*
		11	12	13	14	15
65	Enjin & Turbin, Alatan Kuasa Bendalir, Pam, Pemampat, Kepala Paip dan Injap Lain	-	-	524,792	-	-
66	Jentera Kegunaan Umum Lain	-	-	4,356	70	-
67	Senjata, Peluru dan Mesin bertujuan Khas	82,921	31,606	726,590	-	330,712
68	Perkakasan Domestik	-	-	-	-	-
69	Komputer, Peranti, Mesin dan Kelengkapan Pejabat	-	2,704	106,399	-	-
70	Motor Elektrik, Penjana dan Transformer	-	-	51,990	-	-
71	Perkakasan Pengagihan & Pengawalan Elektrik, Bateri dan Akumulator	-	-	-	-	-
72	Kabel Gentian Optikal, Elektronik dan Elektrik Lain	-	-	-	-	-
73	Alatan Pendawaian, Kelengkapan Pencahayaan Elektrik dan Elektrik Lain	-	-	-	-	-
74	Komponen dan Papan Elektronik	-	-	-	-	-
75	Peralatan Komunikasi dan Elektronik Pengguna	-	-	5,248	41	287
76	Peralatan Penyinaran, Perubatan Elektro dan Elektroterapeutik	-	-	-	-	-
77	Kelengkapan Mengukur, Menguji, Memandu Arah dan Kawalan	-	-	2,066	-	-
78	Instrumen Optikal, Alatan Fotografi, Media Magnetik dan Optikal	-	-	-	-	-
79	Jam Tangan dan Jam	-	-	-	-	-
80	Kenderaan Bermotor, Treler dan Semi Treler	122	40	626	13	116
81	Motosikal	-	-	-	-	-
82	Kapal, Bot, Basikal dan 'Invalid Carriages'	-	-	-	-	-
83	Kelengkapan Pengangkutan Lain	-	-	-	-	-
84	Pembuatan Lain	892	5,009	39,592	524	5,268
85	Pembaikan & Pemasangan Mesin dan Kelengkapan	1,981	-	7,938	6,079	28,622
86	Elektrik dan Gas	-	4	7	1	10
87	Air	-	2	5	-	6
88	Pembetungan, Pengurusan Sisa dan Aktiviti Pemulihan	-	-	-	-	-
89	Bangunan Kediaman	-	-	-	-	-
90	Bangunan Bukan Kediaman	-	-	-	-	-
91	Kejuruteraan Awam	-	-	-	-	-
92	Aktiviti Pembinaan Pertukangan Khas	-	-	-	-	-
93	Perdagangan Borong & Runcit, Pembaikan Kenderaan Bermotor dan Motosikal	-	-	-	-	-
94	Penginapan	-	-	-	-	-
95	Makanan dan Minuman	-	-	-	-	-
96	Pengangkutan Darat	2	3	19	1	5
97	Pengangkutan Air	24	32	221	7	61
98	Pengangkutan Udara	41	76	1,419	10	92
99	Penggudangan dan Aktiviti Sokongan untuk Pengangkutan	1	2	78	-	3
100	Perkhidmatan berkaitan Pengangkutan Air dan Udara	-	20	604	-	-
101	Perkhidmatan Operasi Lebuhraya, Jambatan dan Terowong	-	-	-	-	-
102	Perkhidmatan Pos dan Kurier	4	3	18	1	18
103	Aktiviti Penerbitan	-	-	-	-	-
104	Telekomunikasi	312	412	11,831	104	874
105	Aktiviti Wayang Gambar, Pemprograman dan Penyiaran	-	-	-	-	-
106	Perkhidmatan Komputer dan Maklumat	44	-	17,658	150	901
107	Perantaraan Kewangan	3,914	4,948	8,917	568	2,582
108	Perkhidmatan Kewangan Lain	-	-	-	-	-
109	Insurans/ Takaful dan Tabungan Pencen	4,343	3,158	40,631	4,540	6,222
110	Aktiviti Sokongan Perkhidmatan Kewangan dan Insurans/ Takaful	-	-	-	-	-
111	Hartanah	-	-	-	-	-
112	Pemilikan Kediaman	-	-	-	-	-
113	Sewaan dan Pajakan	9,032	-	206,858	15,611	96,427
114	Penyelidikan dan Pembangunan Saintifik	-	-	-	-	-
115	Profesional	13,946	43,871	223,157	32,327	40,745
116	Perkhidmatan Perniagaan	-	-	-	-	-
117	Pentadbiran Awam	-	-	-	-	-
118	Pendidikan	-	-	-	-	-
119	Kesihatan	-	-	-	-	-
120	Ketenteraman dan Keselamatan Awam	-	-	-	-	-
121	Pentadbiran Awam Lain	-	-	-	-	-
122	Institusi bukan Keuntungan yang Berkhidmat kepada Isi Rumah	-	-	-	-	-
123	Kesenian, Hiburan dan Rekreasi	-	-	-	-	-
124	Perkhidmatan Swasta Lain	-	-	-	-	-
	JUMLAH	**221,066**	**258,452**	**5,307,839**	**115,676**	**1,149,216**

Jadual 14: Jadual Penggunaan Import pada Harga Asas, Komoditi mengikut Aktiviti (RM'000), 2020

Table 14: Imports Use Tables at Basic Prices, Commodity by Activity (RM'000), 2020

Perlombongan dan Pengkuarian Lain *Other Mining and Quarrying*	Pemprosesan dan Pengawetan Daging *Processing and Preserving of Meat*	Pemprosesan dan Pengawetan Makanan Laut *Processing and Preserving of Seafood*	Pemprosesan dan Pengawetan Buah-buahan & Sayur-sayuran *Processing and Preserving of Fruits & Vegetables*	Produk Tenusu *Dairy Products*	Activity / Commodity	
16	17	18	19	20		
-	-	-	-	-	*Engines & Turbines, Fluid Power Equipment, Other Pumps, Compressors, Taps and Valves*	65
-	18,567	12,379	963	13,153	*Other General Purpose Machinery*	66
9,137	-	-	-	-	*Weapons, Ammunition and Special Purpose Machinery*	67
-	512	-	4	-	*Domestic Appliances*	68
-	173	2,605	332	1,477	*Computers, Peripheral, Office Equipment and Machinery*	69
-	-	-	-	-	*Electric Motors, Generators and Transformers*	70
-	-	-	-	-	*Electricity Distribution & Control Apparatus, Batteries and Accumulators*	71
-	-	-	-	-	*Fibre Optic Cables, Electronic and Other Electric*	72
-	-	-	-	-	*Wiring Devices, Electric Lighting Equipment and Other Electrical*	73
-	-	-	-	-	*Electronic Components and Boards*	74
14	35	713	86	2,312	*Communication Equipment and Consumer Electronics*	75
-	-	-	-	-	*Irradiation Equipment, Electro Medical and Electrotherapeutic*	76
-	-	-	-	-	*Measuring Equipment, Testing, Navigating and Control*	77
-	-	-	-	-	*Optical Instruments, Photographic Equipment, Magnetic and Optical Media*	78
-	-	-	-	-	*Watches and Clocks*	79
8	3	41	5	20	*Motor Vehicles, Trailers and Semi Trailers*	80
-	-	-	-	-	*Motorcycles*	81
-	-	-	-	-	*Ships, Boats, Bicycles and Invalid Carriages*	82
-	-	-	-	-	*Other Transport Equipment*	83
2,269	703	13,865	861	3,027	*Other Manufacturing*	84
12,102	1,178	24,256	3,589	10,914	*Repair & Installation of Machinery and Equipment*	85
1	3	34	4	22	*Electricity and Gas*	86
1	1	10	3	8	*Water*	87
-	-	-	-	-	*Sewerage, Waste Management and Remediation Activities*	88
-	-	-	-	-	*Residential Buildings*	89
-	-	-	-	-	*Non-Residential Buildings*	90
-	-	-	-	-	*Civil Engineering*	91
-	-	-	-	-	*Specialised Construction Activities*	92
-	-	-	-	-	*Wholesale & Retail Trade, Repair of Motor Vehicles and Motorcycles*	93
-	-	-	-	-	*Accommodation*	94
-	-	-	-	-	*Food and Beverage*	95
-	29	7	1	13	*Land Transport*	96
5	94	65	11	130	*Water Transport*	97
8	712	159	22	220	*Air Transport*	98
-	72	5	1	13	*Warehousing and Support Activities for Transportation*	99
-	-	-	-	-	*Services Incidental to Water and Air Transportation*	100
-	-	-	-	-	*Highway Operation Services, Bridge and Tunnel*	101
1	5	104	19	41	*Postal and Courier Activities*	102
-	-	-	-	-	*Publishing Activities*	103
100	39,820	4,604	507	1,958	*Telecommunications*	104
-	-	-	-	-	*Motion Picture, Programming and Broadcasting Activities*	105
290	138	5,058	274	10,032	*Computer and Information Services*	106
291	3,906	2,846	519	5,083	*Monetary Intermediation*	107
-	-	-	-	-	*Other Financial Service*	108
942	1,181	19,202	2,199	11,846	*Insurance/ Takaful and Pension Funding*	109
-	-	-	-	-	*Activities Auxiliary to Financial Service and Insurance/ Takaful*	110
-	-	-	-	-	*Real Estate*	111
-	-	-	-	-	*Ownership of Dwellings*	112
11,535	7,424	32,608	21,062	8	*Rental and Leasing*	113
-	-	-	-	-	*Scientific Research and Development*	114
4,750	9,340	97,739	22,477	166,135	*Professional*	115
-	-	-	-	-	*Business Services*	116
-	-	-	-	-	*Public Administration*	117
-	-	-	-	-	*Education*	118
-	-	-	-	-	*Health*	119
-	-	-	-	-	*Public Order and Safety*	120
-	-	-	-	-	*Other Public Administration*	121
-	-	-	-	-	*Non-Profit Institutions Serving Households*	122
-	-	-	-	-	*Arts, Entertainment and Recreation*	123
-	-	-	-	-	*Other Private Services*	124
77,356	**434,230**	**1,058,987**	**255,288**	**1,767,666**	*TOTAL*	

Jadual 14: Jadual Penggunaan Import pada Harga Asas, Komoditi mengikut Aktiviti (RM'000), 2020

Table 14: Imports Use Tables at Basic Prices, Commodity by Activity (RM'000), 2020

	Komoditi \ Aktiviti	Minyak & Lemak Sayuran dan Haiwan *Vegetable & Animal Oils and Fats*	Produk Bijian, Kanji dan Produk Berkanji *Grain Mill Products, Starches and Starch Products*	Produk Bakeri *Bakery Products*	Manisan *Confectionery*	Prosesan Makanan Lain *Other Food Processing*
		21	22	23	24	25
1	Padi	-	1	-	-	-
2	Tanaman Makanan	48,315	815	892	653,245	1,008,653
3	Sayur-sayuran	-	11	6,341	988	20,893
4	Buah-buahan	-	-	3,512	7,382	248
5	Getah	-	-	-	-	-
6	Kelapa Sawit	246	-	-	-	-
7	Tanaman Bunga	-	2,091	-	-	53
8	Pertanian Lain	588,653	1,492,719	14,271	4	153,817
9	Ternakan Ayam dan Itik	-	-	449	27	770
10	Ternakan Lain	-	7	-	-	47
11	Perhutanan dan Pembalakan	-	-	-	-	-
12	Perikanan dan Akuakultur	-	-	-	-	408
13	Minyak Mentah dan Gas Asli	-	-	-	-	-
14	Perlombongan Bijih Besi	-	-	-	-	-
15	Pengkuarian Batu, Pasir dan Tanah Liat	-	-	-	-	-
16	Perlombongan dan Pengkuarian Lain	-	-	-	-	-
17	Pemprosesan dan Pengawetan Daging	-	-	-	-	146,250
18	Pemprosesan dan Pengawetan Makanan Laut	-	-	-	-	69,934
19	Pemprosesan dan Pengawetan Buah-buahan & Sayur-sayuran	11,686	-	26,354	109,692	34,663
20	Produk Tenusu	-	-	125,841	61,124	66,091
21	Minyak & Lemak Sayuran dan Haiwan	2,478,699	3,219	71,979	38,725	79,808
22	Produk Bijian, Kanji dan Produk Berkanji	-	437,649	586,696	69,762	352,192
23	Produk Bakeri	-	-	27,598	1,817	2,693
24	Manisan	-	-	148,331	1,136,516	103,240
25	Prosesan Makanan Lain	9,380	2,022	113,976	24,705	138,916
26	Makanan Haiwan Tersedia	-	187	-	-	26,678
27	Spirit, Wain dan Minuman Keras	-	-	4	-	14
28	Minuman Ringan, Air Mineral dan Minuman Lain yang Dibotolkan	-	31	21	5	160
29	Produk Tembakau	-	-	-	-	-
30	Penyediaan, Pemintalan dan Penenunan Tekstil	-	-	-	-	-
31	Penyiapan Akhir Tekstil	-	-	-	-	-
32	Tekstil Lain	214,094	7,761	7,080	20,963	6,543
33	Pakaian	8,565	226	944	1,166	900
34	Produk Kulit	-	-	-	-	-
35	Kasut	-	-	-	-	-
36	Pengilangan dan Pengetaman Kayu	-	-	-	-	-
37	Kepingan Venier dan Panel berasaskan Kayu	-	-	-	-	-
38	Pertukangan Kayu dan Tanggam untuk Jurubina	-	-	-	-	-
39	Bekas Kayu dan Produk Kayu Lain	10,206	36	2,107	17	310
40	Kertas dan Produk Kertas	43,363	15,497	91,079	20,042	73,636
41	Perabot	34,824	2,245	2,152	3,117	2,614
42	Penerbitan Semula Media Rakaman	-	-	-	-	-
43	Percetakan	1,415	148	28	39	47
44	Kok dan Produk Petroleum Bertapis	119,834	17,617	80,817	63,250	58,761
45	Kimia Asas	1,287,080	7,461	52,161	243,187	221,971
46	Baja dan Sebatian Nitrogen	-	231	17	2,323	1,161
47	Cat dan Varnis	-	20	274	2	4,152
48	Produk Farmaseutikal, Kimia Perubatan dan Botani	815	207	3,362	4,417	21,118
49	Sabun & Bahan Pencuci, Pencuci dan Pengilat, Pewangi dan Dandanan Diri	-	-	-	-	-
50	Produk Kimia Lain	446,811	883	46,964	30,244	53,038
51	Tayar dan Tiub Getah	-	-	-	-	-
52	Prosesan Getah	-	-	-	-	-
53	Sarung Tangan Getah	-	-	-	-	-
54	Produk Getah Lain	-	-	-	-	-
55	Produk Plastik	41,548	40,690	112,793	59,983	96,544
56	Kaca dan Produk Kaca	71,585	24	4,941	15,217	38,364
57	Produk Refraktori, Tanah Liat, Porselin dan Seramik	-	-	-	-	-
58	Simen, Kapur dan Plaster	-	-	-	-	-
59	Produk Mineral bukan Logam	-	-	-	-	-
60	Besi dan Keluli Asas	-	-	-	-	-
61	Logam Asas Berharga dan Logam bukan Ferus Lain	-	-	-	-	-
62	Pengacuan Logam	-	-	-	-	-
63	Produk Struktur Logam, Tangki, Takungan dan Penjana Wap	-	-	-	-	-
64	Produk Logam Lain yang Direka	56,395	3,020	51,037	3,476	16,515

Jadual 14: Jadual Penggunaan Import pada Harga Asas, Komoditi mengikut Aktiviti (RM'000), 2020

Table 14: Imports Use Tables at Basic Prices, Commodity by Activity (RM'000), 2020

Makanan Haiwan Tersedia *Prepared Animal Feeds*	Spirit, Wain dan Minuman Keras *Spirits, Wines and Liquors*	Minuman Ringan, Air Mineral dan Minuman Lain Dibotolkan *Soft Drinks, Mineral Waters and Other Bottled Waters*	Produk Tembakau *Tobacco Products*	Penyediaan, Pemintalan dan Penenunan Tekstil *Preparation, Spinning and Weaving of Textiles*	Activity / Commodity	
26	27	28	29	30		
1	-	-	-	-	Paddy	1
-	210	994	-	-	Food Crops	2
2,362	-	11,255	-	-	Vegetables	3
-	44,527	3,187	-	-	Fruits	4
-	-	-	-	-	Rubber	5
-	-	-	-	-	Oil Palm	6
-	-	1,528	-	-	Flower Plants	7
724,200	1,089	2,272	467,805	1,233,456	Other Agriculture	8
1,867	-	-	-	-	Poultry Farming	9
19,913	-	-	-	-	Other Livestock	10
-	-	-	-	-	Forestry and Logging	11
-	-	-	-	-	Fishing and Aquaculture	12
-	-	-	-	-	Crude Oil and Natural Gas	13
-	-	-	-	-	Mining of Metal Ores	14
-	-	-	-	-	Quarrying of Stone, Sand and Clay	15
-	-	-	-	-	Other Mining and Quarrying	16
29,882	-	-	-	-	Processing and Preserving of Meat	17
755,471	-	-	-	-	Processing and Preserving of Seafood	18
35,367	7,392	49,754	-	-	Processing and Preserving of Fruits & Vegetables	19
-	-	5,076	-	-	Dairy Products	20
27,903	2,195	6,094	-	-	Vegetable & Animal Oils and Fats	21
-	305	16,162	-	-	Grain Mill Products, Starches and Starch Products	22
-	-	-	-	-	Bakery Products	23
-	10,952	136,612	-	-	Confectionery	24
1,613	1,629	40,326	15,462	-	Other Food Processing	25
22,212	-	-	-	-	Prepared Animal Feeds	26
-	35	21	-	-	Spirits, Wines and Liquors	27
27	2,554	16,722	-	-	Soft Drinks, Mineral Waters and Other Bottled Waters	28
-	-	-	758	-	Tobacco Products	29
-	-	-	-	6,576	Preparation, Spinning and Weaving of Textiles	30
-	-	-	-	3	Finishing of Textiles	31
3,108	54,760	123,904	5	3,401	Other Textiles	32
131	57	313	637	419	Wearing Apparel	33
-	-	-	-	3,043	Leather Products	34
-	-	-	-	-	Footwear	35
-	-	-	-	-	Sawmilling and Planning of Wood	36
-	-	-	1,002	283	Veneer Sheets and Wood-based Panels	37
-	-	-	-	-	Builders' Carpentry and Joinery	38
298	3,839	176	851	6	Wooden Containers and Other Wood Products	39
12,619	6,392	86,611	247,804	1,544	Paper and Paper Products	40
1,144	89	1,242	674	172	Furniture	41
-	-	-	-	-	Reproduction of Recorded Media	42
18	1,920	14	23	10	Printing	43
64,170	22,094	9,764	219	5,874	Coke and Refined Petroleum Products	44
98,377	49,079	147,866	153	51,290	Basic Chemicals	45
45	1	519	-	-	Fertilizers and Nitrogen Compounds	46
-	-	15	-	5,255	Paints and Varnishes	47
5,418	356	22,420	26,220	8,375	Pharmaceuticals, Medicinal Chemical and Botanical Products	48
-	-	-	-	-	Soaps & Detergents, Cleaning & Polishing, Perfumes and Toilet Preparations	49
20,742	6,242	33,900	155	92,216	Other Chemicals Products	50
-	-	-	-	-	Rubber Tyres and Tubes	51
-	-	-	-	425	Rubber Processing	52
-	-	-	-	4	Rubber Gloves	53
-	-	-	-	-	Other Rubber Products	54
62,134	388	74,051	572	2,174	Plastic Products	55
-	26,298	46,507	-	11	Glass and Glass Products	56
-	-	-	-	-	Refractory, Clay, Porcelain and Ceramic Products	57
-	-	-	-	-	Cement, Lime and Plaster	58
-	-	-	-	-	Non-Metallic Mineral Products	59
-	-	-	-	-	Basic Iron and Steel	60
-	-	-	-	-	Basic Precious and Other Non-Ferrous Metals	61
-	-	-	-	-	Casting of Metals	62
-	-	-	-	-	Structural Metal Products, Tanks, Reservoirs and Steam Generators	63
117	10,279	22,303	54	333	Other Fabricated Metal Products	64

Jadual 14: Jadual Penggunaan Import pada Harga Asas, Komoditi mengikut Aktiviti (RM'000), 2020

Table 14: Imports Use Tables at Basic Prices, Commodity by Activity (RM'000), 2020

	Komoditi / Aktiviti	Minyak & Lemak Sayuran dan Haiwan *Vegetable & Animal Oils and Fats*	Produk Bijian, Kanji dan Produk Berkanji *Grain Mill Products, Starches and Starch Products*	Produk Bakeri *Bakery Products*	Manisan *Confectionery*	Prosesan Makanan Lain *Other Food Processing*
		21	22	23	24	25
65	Enjin & Turbin, Alatan Kuasa Bendalir, Pam, Pemampat, Kepala Paip dan Injap Lain	-	-	-	-	-
66	Jentera Kegunaan Umum Lain	8,956	4,504	10,678	10,277	12,670
67	Senjata, Peluru dan Mesin bertujuan Khas	46	951	-	-	631
68	Perkakasan Domestik	-	-	5	-	546
69	Komputer, Peranti, Mesin dan Kelengkapan Pejabat	45,542	1,345	3,219	2,861	3,932
70	Motor Elektrik, Penjana dan Transformer	-	-	-	-	-
71	Perkakasan Pengagihan & Pengawalan Elektrik, Bateri dan Akumulator	-	-	-	-	-
72	Kabel Gentian Optikal, Elektronik dan Elektrik Lain	-	-	-	-	-
73	Alatan Pendawaian, Kelengkapan Pencahayaan Elektrik dan Elektrik Lain	-	-	-	-	-
74	Komponen dan Papan Elektronik	-	-	-	-	-
75	Peralatan Komunikasi dan Elektronik Pengguna	776	1,352	2,009	860	167
76	Peralatan Penyinaran, Perubatan Elektro dan Elektroterapeutik	-	-	-	-	-
77	Kelengkapan Mengukur, Menguji, Memandu Arah dan Kawalan	-	-	-	-	-
78	Instrumen Optikal, Alatan Fotografi, Media Magnetik dan Optikal	-	-	-	-	-
79	Jam Tangan dan Jam	-	-	-	-	-
80	Kenderaan Bermotor, Treler dan Semi Treler	85	20	44	37	52
81	Motosikal	-	-	-	-	-
82	Kapal, Bot, Basikal dan 'Invalid Carriages'	-	-	-	-	-
83	Kelengkapan Pengangkutan Lain	-	-	-	-	-
84	Pembuatan Lain	129,541	1,526	6,214	5,035	6,077
85	Pembaikan & Pemasangan Mesin dan Kelengkapan	217,213	3,692	11,996	17,304	14,202
86	Elektrik dan Gas	560	19	29	30	4
87	Air	4	3	12	34	15
88	Pembetungan, Pengurusan Sisa dan Aktiviti Pemulihan	-	-	-	-	-
89	Bangunan Kediaman	-	-	-	-	-
90	Bangunan Bukan Kediaman	-	-	-	-	-
91	Kejuruteraan Awam	-	-	-	-	-
92	Aktiviti Pembinaan Pertukangan Khas	-	-	-	-	-
93	Perdagangan Borong & Runcit, Pembaikan Kenderaan Bermotor dan Motosikal	-	-	-	-	-
94	Penginapan	-	-	-	-	-
95	Makanan dan Minuman	-	-	-	-	-
96	Pengangkutan Darat	192	8	13	15	14
97	Pengangkutan Air	2,008	87	131	164	136
98	Pengangkutan Udara	3,598	149	205	303	270
99	Penggudangan dan Aktiviti Sokongan untuk Pengangkutan	142	10	10	9	8
100	Perkhidmatan berkaitan Pengangkutan Air dan Udara	-	-	-	-	-
101	Perkhidmatan Operasi Lebuhraya, Jambatan dan Terowong	-	-	-	-	-
102	Perkhidmatan Pos dan Kurier	644	16	49	43	96
103	Aktiviti Penerbitan	-	-	-	-	-
104	Telekomunikasi	25,893	11,103	2,889	1,900	3,092
105	Aktiviti Wayang Gambar, Pemprograman dan Penyiaran	-	-	-	-	-
106	Perkhidmatan Komputer dan Maklumat	20,157	248	1,208	10,800	3,526
107	Perantaraan Kewangan	64,921	3,787	4,889	6,213	5,679
108	Perkhidmatan Kewangan Lain	-	-	-	-	-
109	Insurans/ Takaful dan Tabungan Pencen	209,732	6,726	10,550	7,555	7,646
110	Aktiviti Sokongan Perkhidmatan Kewangan dan Insurans/ Takaful	-	-	-	-	-
111	Hartanah	-	-	-	-	-
112	Pemilikan Kediaman	-	-	-	-	-
113	Sewaan dan Pajakan	635,405	28	3,003	8,849	16,148
114	Penyelidikan dan Pembangunan Saintifik	-	-	-	-	-
115	Profesional	1,076,827	201,724	67,629	106,514	110,614
116	Perkhidmatan Perniagaan	-	-	-	-	-
117	Pentadbiran Awam	-	-	-	-	-
118	Pendidikan	-	-	-	-	-
119	Kesihatan	-	-	-	-	-
120	Ketenteraman dan Keselamatan Awam	-	-	-	-	-
121	Pentadbiran Awam Lain	-	-	-	-	-
122	Institusi bukan Keuntungan yang Berkhidmat kepada Isi Rumah	-	-	-	-	-
123	Kesenian, Hiburan dan Rekreasi	-	-	-	-	-
124	Perkhidmatan Swasta Lain	-	-	-	-	-
	JUMLAH	7,915,754	2,272,115	1,706,804	2,750,242	2,986,731

Jadual 14: Jadual Penggunaan Import pada Harga Asas, Komoditi mengikut Aktiviti (RM'000), 2020

Table 14: Imports Use Tables at Basic Prices, Commodity by Activity (RM'000), 2020

Makanan Haiwan Tersedia *Prepared Animal Feeds*	Spirit, Wain dan Minuman Keras *Spirits, Wines and Liquors*	Minuman Ringan, Air Mineral dan Minuman Lain Dibotolkan *Soft Drinks, Mineral Waters and Other Bottled Waters*	Produk Tembakau *Tobacco Products*	Penyediaan, Pemintalan dan Penenunan Tekstil *Preparation, Spinning and Weaving of Textiles*	Activity / Commodity	
26	27	28	29	30		
-	-	-	-	-	Engines & Turbines, Fluid Power Equipment, Other Pumps, Compressors, Taps and Valves	65
5,565	438	5,971	340	1,047	Other General Purpose Machinery	66
48,591	-	195	-	4,042	Weapons, Ammunition and Special Purpose Machinery	67
-	-	-	-	-	Domestic Appliances	68
1,924	133	2,162	105	270	Computers, Peripheral, Office Equipment and Machinery	69
-	-	-	-	-	Electric Motors, Generators and Transformers	70
-	-	-	-	-	Electricity Distribution & Control Apparatus, Batteries and Accumulators	71
-	-	-	-	-	Fibre Optic Cables, Electronic and Other Electric	72
-	-	-	-	-	Wiring Devices, Electric Lighting Equipment and Other Electrical	73
-	-	-	-	-	Electronic Components and Boards	74
600	166	1,787	4,492	161	Communication Equipment and Consumer Electronics	75
-	-	-	-	-	Irradiation Equipment, Electro Medical and Electrotherapeutic	76
-	-	-	-	-	Measuring Equipment, Testing, Navigating and Control	77
-	-	-	-	-	Optical Instruments, Photographic Equipment, Magnetic and Optical Media	78
-	-	-	-	-	Watches and Clocks	79
31	2	23	10	5	Motor Vehicles, Trailers and Semi Trailers	80
-	-	-	-	-	Motorcycles	81
-	-	-	-	-	Ships, Boats, Bicycles and Invalid Carriages	82
-	-	-	-	-	Other Transport Equipment	83
2,275	246	1,850	234	1,292	Other Manufacturing	84
19,325	531	12,863	318	3,638	Repair & Installation of Machinery and Equipment	85
21	1	15	1	38	Electricity and Gas	86
4	1	147	-	2	Water	87
-	-	-	-	-	Sewerage, Waste Management and Remediation Activities	88
-	-	-	-	-	Residential Buildings	89
-	-	-	-	-	Non-Residential Buildings	90
-	-	-	-	-	Civil Engineering	91
-	-	-	-	-	Specialised Construction Activities	92
-	-	-	-	-	Wholesale & Retail Trade, Repair of Motor Vehicles and Motorcycles	93
-	-	-	-	-	Accommodation	94
-	-	-	-	-	Food and Beverage	95
12	7	7	2	3	Land Transport	96
117	19	69	19	31	Water Transport	97
229	90	127	45	59	Air Transport	98
7	1	4	1	2	Warehousing and Support Activities for Transportation	99
-	-	-	-	-	Services Incidental to Water and Air Transportation	100
-	-	-	-	-	Highway Operation Services, Bridge and Tunnel	101
38	2	21	5	24	Postal and Courier Activities	102
-	-	-	-	-	Publishing Activities	103
2,390	1,388	1,068	587	372	Telecommunications	104
-	-	-	-	-	Motion Picture, Programming and Broadcasting Activities	105
1,535	532	384	144	44	Computer and Information Services	106
4,263	820	2,627	992	1,620	Monetary Intermediation	107
-	-	-	-	-	Other Financial Service	108
18,758	7,492	4,291	1,439	9,793	Insurance/ Takaful and Pension Funding	109
-	-	-	-	-	Activities Auxiliary to Financial Service and Insurance/ Takaful	110
-	-	-	-	-	Real Estate	111
-	-	-	-	-	Ownership of Dwellings	112
5,213	-	-	-	665	Rental and Leasing	113
-	-	-	-	-	Scientific Research and Development	114
62,163	26,363	55,537	29,711	14,943	Professional	115
-	-	-	-	-	Business Services	116
-	-	-	-	-	Public Administration	117
-	-	-	-	-	Education	118
-	-	-	-	-	Health	119
-	-	-	-	-	Public Order and Safety	120
-	-	-	-	-	Other Public Administration	121
-	-	-	-	-	Non-Profit Institutions Serving Households	122
-	-	-	-	-	Arts, Entertainment and Recreation	123
-	-	-	-	-	Other Private Services	124
2,062,196	**290,914**	**948,754**	**800,840**	**1,452,919**	TOTAL	

Jadual 14: Jadual Penggunaan Import pada Harga Asas, Komoditi mengikut Aktiviti (RM'000), 2020

Table 14: Imports Use Tables at Basic Prices, Commodity by Activity (RM'000), 2020

	Komoditi \ Aktiviti	Penyiapan Akhir Tekstil *Finishing of Textiles*	Tekstil Lain *Other Textiles*	Pakaian *Wearing Apparel*	Produk Kulit *Leather Products*	Kasut *Footwear*
		31	32	33	34	35
1	Padi	-	-	-	-	-
2	Tanaman Makanan	-	-	-	-	-
3	Sayur-sayuran	-	-	-	-	-
4	Buah-buahan	-	-	-	-	-
5	Getah	-	-	-	-	-
6	Kelapa Sawit	-	-	-	-	-
7	Tanaman Bunga	-	-	-	-	-
8	Pertanian Lain	-	15	-	-	-
9	Ternakan Ayam dan Itik	-	-	-	-	-
10	Ternakan Lain	-	-	-	-	-
11	Perhutanan dan Pembalakan	-	-	-	-	-
12	Perikanan dan Akuakultur	-	-	-	-	-
13	Minyak Mentah dan Gas Asli	-	-	-	-	-
14	Perlombongan Bijih Besi	-	-	-	-	-
15	Pengkuarian Batu, Pasir dan Tanah Liat	-	-	-	-	-
16	Perlombongan dan Pengkuarian Lain	-	-	-	-	-
17	Pemprosesan dan Pengawetan Daging	-	-	-	52,597	-
18	Pemprosesan dan Pengawetan Makanan Laut	-	-	-	1,669	-
19	Pemprosesan dan Pengawetan Buah-buahan & Sayur-sayuran	-	-	-	-	-
20	Produk Tenusu	-	-	-	-	-
21	Minyak & Lemak Sayuran dan Haiwan	-	-	-	-	-
22	Produk Bijian, Kanji dan Produk Berkanji	-	-	-	-	-
23	Produk Bakeri	-	-	-	-	-
24	Manisan	-	-	-	-	-
25	Prosesan Makanan Lain	-	-	-	-	-
26	Makanan Haiwan Tersedia	-	-	-	-	-
27	Spirit, Wain dan Minuman Keras	-	-	-	-	-
28	Minuman Ringan, Air Mineral dan Minuman Lain yang Dibotolkan	-	-	-	-	-
29	Produk Tembakau	-	-	-	-	-
30	Penyediaan, Pemintalan dan Penenunan Tekstil	94,772	234,694	610,813	7,009	74,202
31	Penyiapan Akhir Tekstil	59	651	4,546	-	-
32	Tekstil Lain	1,021	286	229,959	2,183	3,394
33	Pakaian	54	251	939	342	60
34	Produk Kulit	-	1,691	30,283	107,766	68,430
35	Kasut	-	46	-	-	-
36	Pengilangan dan Pengetaman Kayu	-	-	-	-	-
37	Kepingan Venier dan Panel berasaskan Kayu	1,250	327	8,519	22	162
38	Pertukangan Kayu dan Tanggam untuk Jurubina	-	-	-	-	-
39	Bekas Kayu dan Produk Kayu Lain	1,016	112	1,507	23	146
40	Kertas dan Produk Kertas	6,275	5,626	47,865	1,259	1,820
41	Perabot	315	607	1,316	147	175
42	Penerbitan Semula Media Rakaman	-	-	-	-	-
43	Percetakan	11	25	811	29	5
44	Kok dan Produk Petroleum Bertapis	9,265	19,861	14,934	721	6,053
45	Kimia Asas	56,405	31,170	2,857	5,247	10,520
46	Baja dan Sebatian Nitrogen	-	-	-	-	-
47	Cat dan Varnis	946	261	147	85	1,266
48	Produk Farmaseutikal, Kimia Perubatan dan Botani	231	312	6,380	-	-
49	Sabun & Bahan Pencuci, Pencuci dan Pengilat, Pewangi dan Dandanan Diri	1,940	57,991	-	37,419	52
50	Produk Kimia Lain	11,637	109,256	25,662	91,338	35,771
51	Tayar dan Tiub Getah	-	-	-	-	-
52	Prosesan Getah	-	376	657	-	844
53	Sarung Tangan Getah	-	30	1	682	66
54	Produk Getah Lain	-	99	-	14,567	196
55	Produk Plastik	2,047	7,973	32,432	898	2,282
56	Kaca dan Produk Kaca	11,364	119	149	6	5
57	Produk Refraktori, Tanah Liat, Porselin dan Seramik	-	-	-	-	-
58	Simen, Kapur dan Plaster	-	-	-	-	-
59	Produk Mineral bukan Logam	-	-	-	-	-
60	Besi dan Keluli Asas	-	-	-	77	809
61	Logam Asas Berharga dan Logam bukan Ferus Lain	-	-	-	17	-
62	Pengacuan Logam	-	12	-	-	-
63	Produk Struktur Logam, Tangki, Takungan dan Penjana Wap	-	-	-	-	1
64	Produk Logam Lain yang Direka	15	1,008	1,334	206	3,310

Jadual 14: Jadual Penggunaan Import pada Harga Asas, Komoditi mengikut Aktiviti (RM'000), 2020

Table 14: Imports Use Tables at Basic Prices, Commodity by Activity (RM'000), 2020

Pengilangan dan Pengetaman Kayu *Sawmilling and Planning of Wood*	Kepingan Venier dan Panel berasaskan Kayu *Veneer Sheets and Wood-based Panels*	Pertukangan Kayu dan Tanggam untuk Jurubina *Builders' Carpentry and Joinery*	Bekas Kayu *Wooden Containers*	Produk Kayu Lain *Other Wood Products*	Activity / Commodity	
36	37	38	39	40		
-	-	-	-	-	Paddy	1
-	-	-	-	-	Food Crops	2
-	-	-	-	-	Vegetables	3
-	-	-	-	-	Fruits	4
-	-	-	-	-	Rubber	5
-	-	-	-	-	Oil Palm	6
-	-	-	-	-	Flower Plants	7
-	-	-	-	-	Other Agriculture	8
-	-	-	-	-	Poultry Farming	9
-	-	-	-	-	Other Livestock	10
65,619	36,326	260	726	48,534	Forestry and Logging	11
-	-	-	-	-	Fishing and Aquaculture	12
-	-	-	-	-	Crude Oil and Natural Gas	13
-	-	-	-	-	Mining of Metal Ores	14
-	-	-	-	-	Quarrying of Stone, Sand and Clay	15
-	-	-	-	-	Other Mining and Quarrying	16
-	-	-	-	-	Processing and Preserving of Meat	17
-	-	-	-	-	Processing and Preserving of Seafood	18
-	-	-	-	-	Processing and Preserving of Fruits & Vegetables	19
-	-	-	-	-	Dairy Products	20
-	-	-	-	-	Vegetable & Animal Oils and Fats	21
-	-	-	-	-	Grain Mill Products, Starches and Starch Products	22
-	-	-	-	-	Bakery Products	23
-	-	-	-	-	Confectionery	24
36	-	-	-	-	Other Food Processing	25
-	-	-	-	-	Prepared Animal Feeds	26
-	-	-	-	-	Spirits, Wines and Liquors	27
-	-	-	-	3	Soft Drinks, Mineral Waters and Other Bottled Waters	28
-	-	-	-	-	Tobacco Products	29
-	-	-	1,266	25,249	Preparation, Spinning and Weaving of Textiles	30
-	-	-	-	1	Finishing of Textiles	31
-	-	-	-	165,101	Other Textiles	32
507	139	32	86	408	Wearing Apparel	33
-	-	-	-	1,832	Leather Products	34
2,129	-	-	1,234	-	Footwear	35
52,354	79,214	31,194	56,461	7,187	Sawmilling and Planning of Wood	36
84,162	204,484	25,931	29,342	16,139	Veneer Sheets and Wood-based Panels	37
8,929	569	855	83	-	Builders' Carpentry and Joinery	38
3,839	545	502	13,530	3,188	Wooden Containers and Other Wood Products	39
12,042	85,517	25,035	15,244	2,059,642	Paper and Paper Products	40
6,354	4,796	1,088	883	2,814	Furniture	41
-	-	-	-	-	Reproduction of Recorded Media	42
20	19	5	8	19,926	Printing	43
43,390	27,724	1,770	6,414	52,216	Coke and Refined Petroleum Products	44
106,870	224,910	13,577	32,328	329,435	Basic Chemicals	45
-	28	-	-	489	Fertilizers and Nitrogen Compounds	46
59,224	46,669	10,633	4,557	102,425	Paints and Varnishes	47
-	1,770	-	-	63,039	Pharmaceuticals, Medicinal Chemical and Botanical Products	48
-	90,458	5	116	6,582	Soaps & Detergents, Cleaning & Polishing, Perfumes and Toilet Preparations	49
111,724	421,522	10,497	29,039	288,821	Other Chemicals Products	50
-	-	-	-	-	Rubber Tyres and Tubes	51
-	-	-	-	925	Rubber Processing	52
-	-	-	-	3,406	Rubber Gloves	53
-	-	-	2	-	Other Rubber Products	54
2,462	1,759	1,447	4,609	13,789	Plastic Products	55
590	390	1,238	2,223	29	Glass and Glass Products	56
-	-	-	-	-	Refractory, Clay, Porcelain and Ceramic Products	57
-	-	-	-	-	Cement, Lime and Plaster	58
-	-	-	-	10,790	Non-Metallic Mineral Products	59
-	-	24,296	2,371	619	Basic Iron and Steel	60
30,174	946	10,482	6,567	154,784	Basic Precious and Other Non-Ferrous Metals	61
-	-	-	-	3,842	Casting of Metals	62
-	-	16	2	37	Structural Metal Products, Tanks, Reservoirs and Steam Generators	63
5,474	21,494	10,548	28,626	18,627	Other Fabricated Metal Products	64

Jadual 14: Jadual Penggunaan Import pada Harga Asas, Komoditi mengikut Aktiviti (RM'000), 2020

Table 14: Imports Use Tables at Basic Prices, Commodity by Activity (RM'000), 2020

	Komoditi / Aktiviti	Penyiapan Akhir Tekstil *Finishing of Textiles*	Tekstil Lain *Other Textiles*	Pakaian *Wearing Apparel*	Produk Kulit *Leather Products*	Kasut *Footwear*
		31	32	33	34	35
65	Enjin & Turbin, Alatan Kuasa Bendalir, Pam, Pemampat, Kepala Paip dan Injap Lain	-	-	-	-	-
66	Jentera Kegunaan Umum Lain	1,443	2,949	6,355	485	857
67	Senjata, Peluru dan Mesin bertujuan Khas	-	104	1,675	-	2
68	Perkakasan Domestik	-	-	-	-	-
69	Komputer, Peranti, Mesin dan Kelengkapan Pejabat	518	937	2,203	148	354
70	Motor Elektrik, Penjana dan Transformer	-	-	-	-	-
71	Perkakasan Pengagihan & Pengawalan Elektrik, Bateri dan Akumulator	-	-	-	-	-
72	Kabel Gentian Optikal, Elektronik dan Elektrik Lain	-	-	-	-	-
73	Alatan Pendawaian, Kelengkapan Pencahayaan Elektrik dan Elektrik Lain	-	-	-	-	-
74	Komponen dan Papan Elektronik	-	-	-	-	-
75	Peralatan Komunikasi dan Elektronik Pengguna	196	293	1,781	65	109
76	Peralatan Penyinaran, Perubatan Elektro dan Elektroterapeutik	-	-	-	-	-
77	Kelengkapan Mengukur, Menguji, Memandu Arah dan Kawalan	-	-	-	-	-
78	Instrumen Optikal, Alatan Fotografi, Media Magnetik dan Optikal	-	-	-	-	-
79	Jam Tangan dan Jam	-	-	-	-	-
80	Kenderaan Bermotor, Treler dan Semi Treler	6	12	78	6	9
81	Motosikal	-	-	-	-	-
82	Kapal, Bot, Basikal dan 'Invalid Carriages'	-	-	-	-	-
83	Kelengkapan Pengangkutan Lain	-	-	-	-	-
84	Pembuatan Lain	1,458	3,261	103,675	3,785	620
85	Pembaikan & Pemasangan Mesin dan Kelengkapan	3,426	2,390	11,006	426	3,989
86	Elektrik dan Gas	7	14	15	1	3
87	Air	2	4	5	-	-
88	Pembetungan, Pengurusan Sisa dan Aktiviti Pemulihan	-	-	-	-	-
89	Bangunan Kediaman	-	-	-	-	-
90	Bangunan Bukan Kediaman	-	-	-	-	-
91	Kejuruteraan Awam	-	-	-	-	-
92	Aktiviti Pembinaan Pertukangan Khas	-	-	-	-	-
93	Perdagangan Borong & Runcit, Pembaikan Kenderaan Bermotor dan Motosikal	-	-	-	-	-
94	Penginapan	-	-	-	-	-
95	Makanan dan Minuman	-	-	-	-	-
96	Pengangkutan Darat	1	2	6	1	1
97	Pengangkutan Air	12	24	55	10	8
98	Pengangkutan Udara	20	41	111	17	15
99	Penggudangan dan Aktiviti Sokongan untuk Pengangkutan	1	2	11	1	1
100	Perkhidmatan berkaitan Pengangkutan Air dan Udara	-	-	-	-	-
101	Perkhidmatan Operasi Lebuhraya, Jambatan dan Terowong	-	-	-	-	-
102	Perkhidmatan Pos dan Kurier	16	18	73	4	9
103	Aktiviti Penerbitan	-	-	-	-	-
104	Telekomunikasi	194	429	1,857	135	208
105	Aktiviti Wayang Gambar, Pemprograman dan Penyiaran	-	-	-	-	-
106	Perkhidmatan Komputer dan Maklumat	731	77	882	87	20
107	Perantaraan Kewangan	514	1,066	2,930	420	396
108	Perkhidmatan Kewangan Lain	-	-	-	-	-
109	Insurans/ Takaful dan Tabungan Pencen	1,025	2,728	6,188	632	3,107
110	Aktiviti Sokongan Perkhidmatan Kewangan dan Insurans/ Takaful	-	-	-	-	-
111	Hartanah	-	-	-	-	-
112	Pemilikan Kediaman	-	-	-	-	-
113	Sewaan dan Pajakan	165	134	204	-	1,948
114	Penyelidikan dan Pembangunan Saintifik	-	-	-	-	-
115	Profesional	10,206	8,602	175,291	3,534	6,009
116	Perkhidmatan Perniagaan	-	-	-	-	-
117	Pentadbiran Awam	-	-	-	-	-
118	Pendidikan	-	-	-	-	-
119	Kesihatan	-	-	-	-	-
120	Ketenteraman dan Keselamatan Awam	-	-	-	-	-
121	Pentadbiran Awam Lain	-	-	-	-	-
122	Institusi bukan Keuntungan yang Berkhidmat kepada Isi Rumah	-	-	-	-	-
123	Kesenian, Hiburan dan Rekreasi	-	-	-	-	-
124	Perkhidmatan Swasta Lain	-	-	-	-	-
	JUMLAH	**218,566**	**495,885**	**1,335,514**	**334,069**	**227,231**

Jadual 14: Jadual Penggunaan Import pada Harga Asas, Komoditi mengikut Aktiviti (RM'000), 2020

Table 14: Imports Use Tables at Basic Prices, Commodity by Activity (RM'000), 2020

Pengilangan dan Pengetaman Kayu *Sawmilling and Planning of Wood*	Kepingan Venier dan Panel berasaskan Kayu *Veneer Sheets and Wood-based Panels*	Pertukangan Kayu dan Tanggam untuk Jurubina *Builders' Carpentry and Joinery*	Bekas Kayu *Wooden Containers*	Produk Kayu Lain *Other Wood Products*	Activity / Commodity	
36	37	38	39	40		
-	-	-	5,676	-	Engines & Turbines, Fluid Power Equipment, Other Pumps, Compressors, Taps and Valves	65
10,883	5,950	1,167	2,446	11,600	Other General Purpose Machinery	66
3,174	734	114	830	85,478	Weapons, Ammunition and Special Purpose Machinery	67
-	-	-	-	-	Domestic Appliances	68
3,399	1,941	379	25,116	4,211	Computers, Peripheral, Office Equipment and Machinery	69
-	-	-	-	-	Electric Motors, Generators and Transformers	70
-	-	-	-	-	Electricity Distribution & Control Apparatus, Batteries and Accumulators	71
-	-	-	-	-	Fibre Optic Cables, Electronic and Other Electric	72
-	-	-	-	-	Wiring Devices, Electric Lighting Equipment and Other Electrical	73
-	-	-	-	260	Electronic Components and Boards	74
890	1,604	507	449	41,281	Communication Equipment and Consumer Electronics	75
-	-	-	-	-	Irradiation Equipment, Electro Medical and Electrotherapeutic	76
-	-	-	-	-	Measuring Equipment, Testing, Navigating and Control	77
-	-	-	-	89	Optical Instruments, Photographic Equipment, Magnetic and Optical Media	78
-	-	-	-	-	Watches and Clocks	79
622	53	13	34	120	Motor Vehicles, Trailers and Semi Trailers	80
-	-	-	-	-	Motorcycles	81
-	-	-	-	-	Ships, Boats, Bicycles and Invalid Carriages	82
-	-	-	-	-	Other Transport Equipment	83
2,600	2,453	694	1,067	11,473	Other Manufacturing	84
11,229	13,223	1,925	3,688	20,327	Repair & Installation of Machinery and Equipment	85
17	36	5	6	61	Electricity and Gas	86
6	5	1	3	9	Water	87
-	-	-	-	-	Sewerage, Waste Management and Remediation Activities	88
-	-	-	-	-	Residential Buildings	89
-	-	-	-	-	Non-Residential Buildings	90
-	-	-	-	-	Civil Engineering	91
-	-	-	-	-	Specialised Construction Activities	92
-	-	-	-	-	Wholesale & Retail Trade, Repair of Motor Vehicles and Motorcycles	93
-	-	-	-	-	Accommodation	94
-	-	-	-	-	Food and Beverage	95
10	10	2	3	18	Land Transport	96
105	111	19	36	197	Water Transport	97
185	177	33	65	306	Air Transport	98
6	6	1	2	11	Warehousing and Support Activities for Transportation	99
-	-	-	-	-	Services Incidental to Water and Air Transportation	100
-	-	-	-	-	Highway Operation Services, Bridge and Tunnel	101
23	20	6	21	72	Postal and Courier Activities	102
-	-	-	-	-	Publishing Activities	103
1,585	558	250	836	3,612	Telecommunications	104
-	-	-	-	-	Motion Picture, Programming and Broadcasting Activities	105
426	605	166	365	5,836	Computer and Information Services	106
3,808	4,073	678	1,257	7,807	Monetary Intermediation	107
-	-	-	-	-	Other Financial Service	108
7,995	7,315	1,691	3,845	18,930	Insurance/ Takaful and Pension Funding	109
-	-	-	-	-	Activities Auxiliary to Financial Service and Insurance/ Takaful	110
-	-	-	-	-	Real Estate	111
-	-	-	-	-	Ownership of Dwellings	112
562	266	919	25	13,899	Rental and Leasing	113
-	-	-	-	-	Scientific Research and Development	114
59,211	83,441	8,196	20,286	91,906	Professional	115
-	-	-	-	-	Business Services	116
-	-	-	-	-	Public Administration	117
-	-	-	-	-	Education	118
-	-	-	-	-	Health	119
-	-	-	-	-	Public Order and Safety	120
-	-	-	-	-	Other Public Administration	121
-	-	-	-	-	Non-Profit Institutions Serving Households	122
-	-	-	-	-	Arts, Entertainment and Recreation	123
-	-	-	-	-	Other Private Services	124
702,638	**1,371,862**	**186,177**	**301,772**	**3,717,381**	TOTAL	

Jadual 14: Jadual Penggunaan Import pada Harga Asas, Komoditi mengikut Aktiviti (RM'000), 2020

Table 14: Imports Use Tables at Basic Prices, Commodity by Activity (RM'000), 2020

	Komoditi / Aktiviti	Kertas & Produk Kertas dan Perabot *Paper & Paper Products and Furniture*	Penerbitan Semula Media Rakaman *Reproduction of Recorded Media*	Percetakan *Printing*	Kok dan Produk Petroleum Bertapis *Coke and Refined Petroleum Products*	Kimia Asas *Basic Chemicals*
		41	42	43	44	45
1	Padi	-	-	-	-	-
2	Tanaman Makanan	-	-	-	-	-
3	Sayur-sayuran	-	-	-	-	10
4	Buah-buahan	-	-	-	-	-
5	Getah	-	-	-	-	-
6	Kelapa Sawit	-	-	-	-	-
7	Tanaman Bunga	-	-	-	-	-
8	Pertanian Lain	-	-	-	-	39
9	Ternakan Ayam dan Itik	-	-	-	-	-
10	Ternakan Lain	-	-	-	-	-
11	Perhutanan dan Pembalakan	2,747	-	-	-	-
12	Perikanan dan Akuakultur	-	-	-	-	-
13	Minyak Mentah dan Gas Asli	-	-	-	24,961,305	-
14	Perlombongan Bijih Besi	-	-	-	-	30,090
15	Pengkuarian Batu, Pasir dan Tanah Liat	-	-	-	-	1,834
16	Perlombongan dan Pengkuarian Lain	-	-	-	-	3,679
17	Pemprosesan dan Pengawetan Daging	-	-	-	-	-
18	Pemprosesan dan Pengawetan Makanan Laut	-	-	-	-	-
19	Pemprosesan dan Pengawetan Buah-buahan & Sayur-sayuran	-	-	-	-	6,361
20	Produk Tenusu	-	-	-	-	-
21	Minyak & Lemak Sayuran dan Haiwan	-	-	-	-	-
22	Produk Bijian, Kanji dan Produk Berkanji	-	-	-	-	-
23	Produk Bakeri	-	-	-	-	-
24	Manisan	-	-	-	-	59,389
25	Prosesan Makanan Lain	-	-	-	-	1
26	Makanan Haiwan Tersedia	-	-	-	-	-
27	Spirit, Wain dan Minuman Keras	-	-	-	-	-
28	Minuman Ringan, Air Mineral dan Minuman Lain yang Dibotolkan	-	-	-	-	19
29	Produk Tembakau	-	-	-	-	-
30	Penyediaan, Pemintalan dan Penenunan Tekstil	45,514	-	3,579	-	-
31	Penyiapan Akhir Tekstil	-	-	-	-	-
32	Tekstil Lain	45,945	-	6,655	295	2,424
33	Pakaian	428	4	580	181	738
34	Produk Kulit	63,810	-	-	-	-
35	Kasut	771	-	-	-	-
36	Pengilangan dan Pengetaman Kayu	134,132	-	2,480	86	192
37	Kepingan Venier dan Panel berasaskan Kayu	229,003	9	5,702	1,608	597
38	Pertukangan Kayu dan Tanggam untuk Jurubina	481	-	-	-	-
39	Bekas Kayu dan Produk Kayu Lain	10,045	6	180	34	2,830
40	Kertas dan Produk Kertas	62,280	414	1,053,185	3,552	30,206
41	Perabot	72,342	5	1,458	3,156	5,641
42	Penerbitan Semula Media Rakaman	-	-	-	-	-
43	Percetakan	38	10	11,627	37	47
44	Kok dan Produk Petroleum Bertapis	17,653	58	12,876	508,964	1,281,488
45	Kimia Asas	116,780	748	279,248	3,820,974	4,336
46	Baja dan Sebatian Nitrogen	621	-	11	-	26,479
47	Cat dan Varnis	84,189	1	163,888	1,440	10,433
48	Produk Farmaseutikal, Kimia Perubatan dan Botani	12,140	-	23,220	148	577
49	Sabun & Bahan Pencuci, Pencuci dan Pengilat, Pewangi dan Dandanan Diri	2,972	-	9,414	-	3,870
50	Produk Kimia Lain	140,560	759	201,126	406,205	214,310
51	Tayar dan Tiub Getah	108	-	-	46,619	-
52	Prosesan Getah	4,752	-	-	-	-
53	Sarung Tangan Getah	525	-	32	-	-
54	Produk Getah Lain	2,941	-	387	-	-
55	Produk Plastik	8,699	462	6,110	7,598	18,810
56	Kaca dan Produk Kaca	9,266	-	152	75	15,924
57	Produk Refraktori, Tanah Liat, Porselin dan Seramik	327	-	-	-	5,802
58	Simen, Kapur dan Plaster	92	-	-	-	6,522
59	Produk Mineral bukan Logam	3,960	-	623	402	1,845
60	Besi dan Keluli Asas	121,927	-	10,472	497	64,859
61	Logam Asas Berharga dan Logam bukan Ferus Lain	121,574	-	54,633	738,839	156,058
62	Pengacuan Logam	822	-	686	-	-
63	Produk Struktur Logam, Tangki, Takungan dan Penjana Wap	429	-	13	-	762
64	Produk Logam Lain yang Direka	171,120	66	10,557	8,207	49,846

Jadual 14: Jadual Penggunaan Import pada Harga Asas, Komoditi mengikut Aktiviti (RM'000), 2020

Table 14: Imports Use Tables at Basic Prices, Commodity by Activity (RM'000), 2020

Baja dan Sebatian Nitrogen *Fertilizers and Nitrogen Compounds*	Cat dan Varnis *Paints and Varnishes*	Produk Farmaseutikal, Kimia Perubatan dan Botani *Pharmaceuticals, Medicinal Chemical and Botanical Products*	Sabun & Bahan Pencuci, Pencuci dan Pengilat, Pewangi & Dandanan Diri *Soap & Detergents, Cleaning dan Polishing, Perfumes &*	Produk Kimia Lain *Other Chemicals Products*	*Activity* / *Commodity*	
46	47	48	49	50		
-	-	-	-	-	***Paddy***	***1***
-	-	4,351	-	-	***Food Crops***	***2***
-	-	290	-	-	***Vegetables***	***3***
-	-	11	-	-	***Fruits***	***4***
-	-	-	-	-	***Rubber***	***5***
-	-	-	-	-	***Oil Palm***	***6***
-	-	12	-	-	***Flower Plants***	***7***
253	-	672	-	-	***Other Agriculture***	***8***
-	-	-	-	-	***Poultry Farming***	***9***
-	-	-	-	-	***Other Livestock***	***10***
-	-	-	-	-	***Forestry and Logging***	***11***
-	-	6	-	-	***Fishing and Aquaculture***	***12***
-	-	-	-	-	***Crude Oil and Natural Gas***	***13***
-	-	-	-	-	***Mining of Metal Ores***	***14***
-	-	-	-	5	***Quarrying of Stone, Sand and Clay***	***15***
555,516	-	-	-	72,837	***Other Mining and Quarrying***	***16***
3,508	-	-	-	-	***Processing and Preserving of Meat***	***17***
1,037	-	-	-	-	***Processing and Preserving of Seafood***	***18***
-	-	751	-	-	***Processing and Preserving of Fruits & Vegetables***	***19***
-	-	-	54	-	***Dairy Products***	***20***
-	-	818	2,943	-	***Vegetable & Animal Oils and Fats***	***21***
4,776	-	-	36	-	***Grain Mill Products, Starches and Starch Products***	***22***
-	-	-	-	-	***Bakery Products***	***23***
27	-	-	-	-	***Confectionery***	***24***
-	-	-	280	1	***Other Food Processing***	***25***
-	-	-	-	-	***Prepared Animal Feeds***	***26***
-	-	-	-	-	***Spirits, Wines and Liquors***	***27***
-	-	152	10	-	***Soft Drinks, Mineral Waters and Other Bottled Waters***	***28***
-	-	-	-	-	***Tobacco Products***	***29***
-	-	4,418	25	317	***Preparation, Spinning and Weaving of Textiles***	***30***
-	-	-	3	-	***Finishing of Textiles***	***31***
36	444	18,516	487	25,142	***Other Textiles***	***32***
199	242	178	136	2,822	***Wearing Apparel***	***33***
-	-	-	-	-	***Leather Products***	***34***
-	-	8,051	-	47	***Footwear***	***35***
1,442	-	-	-	64	***Sawmilling and Planning of Wood***	***36***
258	1,465	156	259	16,801	***Veneer Sheets and Wood-based Panels***	***37***
-	-	-	-	-	***Builders' Carpentry and Joinery***	***38***
16	191	46	382	11,688	***Wooden Containers and Other Wood Products***	***39***
1,853	6,509	22,163	43,331	122,695	***Paper and Paper Products***	***40***
278	453	2,589	879	7,112	***Furniture***	***41***
-	-	-	-	-	***Reproduction of Recorded Media***	***42***
6	13	25	19	184	***Printing***	***43***
26,643	2,785	3,245	23,122	231,770	***Coke and Refined Petroleum Products***	***44***
219,860	386,570	283,251	419,163	5,051,497	***Basic Chemicals***	***45***
23,910	87	11,171	2,514	164,359	***Fertilizers and Nitrogen Compounds***	***46***
16,666	117,829	1	639	31,083	***Paints and Varnishes***	***47***
-	422	12,650	2,233	1,516	***Pharmaceuticals, Medicinal Chemical and Botanical Products***	***48***
-	3,563	11,012	2,287,829	38,614	***Soaps & Detergents, Cleaning & Polishing, Perfumes and Toilet Preparations***	***49***
58,060	465,919	912,695	169,403	3,941,505	***Other Chemicals Products***	***50***
-	-	-	-	-	***Rubber Tyres and Tubes***	***51***
-	-	54	-	3,604	***Rubber Processing***	***52***
-	-	2,526	-	-	***Rubber Gloves***	***53***
-	-	-	-	-	***Other Rubber Products***	***54***
16,661	8,423	14,515	24,184	313,643	***Plastic Products***	***55***
-	206	11,835	2,829	57,453	***Glass and Glass Products***	***56***
-	-	-	-	539	***Refractory, Clay, Porcelain and Ceramic Products***	***57***
-	-	-	-	2	***Cement, Lime and Plaster***	***58***
105	540	14	-	47,706	***Non-Metallic Mineral Products***	***59***
-	-	-	3,113	4,039	***Basic Iron and Steel***	***60***
199	11,657	1,376	27	160,269	***Basic Precious and Other Non-Ferrous Metals***	***61***
-	-	-	-	-	***Casting of Metals***	***62***
-	-	-	2	4	***Structural Metal Products, Tanks, Reservoirs and Steam Generators***	***63***
12	21,204	4,390	1,127	52,373	***Other Fabricated Metal Products***	***64***

Jadual 14: Jadual Penggunaan Import pada Harga Asas, Komoditi mengikut Aktiviti (RM'000), 2020

Table 14: Imports Use Tables at Basic Prices, Commodity by Activity (RM'000), 2020

	Komoditi / Aktiviti	Kertas & Produk Kertas dan Perabot *Paper & Paper Products and Furniture*	Penerbitan Semula Media Rakaman *Reproduction of Recorded Media*	Percetakan *Printing*	Kok dan Produk Petroleum Bertapis *Coke and Refined Petroleum Products*	Kimia Asas *Basic Chemicals*
		41	42	43	44	45
65	Enjin & Turbin, Alatan Kuasa Bendalir, Pam, Pemampat, Kepala Paip dan Injap Lain	-	-	-	-	-
66	Jentera Kegunaan Umum Lain	6,997	26	5,998	15,128	27,126
67	Senjata, Peluru dan Mesin bertujuan Khas	17,661	-	3,688	3,256	3,445
68	Perkakasan Domestik	-	-	204	-	-
69	Komputer, Peranti, Mesin dan Kelengkapan Pejabat	16,004	8,808	14,170	4,643	4,777
70	Motor Elektrik, Penjana dan Transformer	-	-	485	-	-
71	Perkakasan Pengagihan & Pengawalan Elektrik, Bateri dan Akumulator	112	-	2,317	-	-
72	Kabel Gentian Optikal, Elektronik dan Elektrik Lain	65	-	-	-	-
73	Alatan Pendawaian, Kelengkapan Pencahayaan Elektrik dan Elektrik Lain	55	-	-	-	-
74	Komponen dan Papan Elektronik	164,082	-	77	-	282
75	Peralatan Komunikasi dan Elektronik Pengguna	1,157	12	19,417	96	318
76	Peralatan Penyinaran, Perubatan Elektro dan Elektroterapeutik	-	-	-	-	-
77	Kelengkapan Mengukur, Menguji, Memandu Arah dan Kawalan	987	-	8,100	-	449
78	Instrumen Optikal, Alatan Fotografi, Media Magnetik dan Optikal	86	-	257	-	-
79	Jam Tangan dan Jam	-	-	-	-	-
80	Kenderaan Bermotor, Treler dan Semi Treler	99	1	93	69	107
81	Motosikal	-	-	-	-	-
82	Kapal, Bot, Basikal dan 'Invalid Carriages'	-	-	-	-	-
83	Kelengkapan Pengangkutan Lain	-	-	-	-	-
84	Pembuatan Lain	5,128	1,264	5,828	4,711	5,985
85	Pembaikan & Pemasangan Mesin dan Kelengkapan	16,838	20	7,083	33,488	52,637
86	Elektrik dan Gas	24	-	15	45	141
87	Air	12	-	8	10	41
88	Pembetungan, Pengurusan Sisa dan Aktiviti Pemulihan	-	-	-	-	-
89	Bangunan Kediaman	-	-	-	-	-
90	Bangunan Bukan Kediaman	-	-	-	-	-
91	Kejuruteraan Awam	-	-	-	-	-
92	Aktiviti Pembinaan Pertukangan Khas	-	-	-	-	-
93	Perdagangan Borong & Runcit, Pembaikan Kenderaan Bermotor dan Motosikal	-	-	-	-	-
94	Penginapan	-	-	-	-	-
95	Makanan dan Minuman	-	-	-	-	-
96	Pengangkutan Darat	13	-	9	142	44
97	Pengangkutan Air	136	-	87	1,609	464
98	Pengangkutan Udara	247	1	165	2,451	805
99	Penggudangan dan Aktiviti Sokongan untuk Pengangkutan	8	-	5	89	27
100	Perkhidmatan berkaitan Pengangkutan Air dan Udara	-	-	-	-	-
101	Perkhidmatan Operasi Lebuhraya, Jambatan dan Terowong	-	-	-	-	-
102	Perkhidmatan Pos dan Kurier	48	-	154	20	74
103	Aktiviti Penerbitan	-	-	-	-	-
104	Telekomunikasi	3,792	8	2,868	1,120	2,384
105	Aktiviti Wayang Gambar, Pemprograman dan Penyiaran	-	-	-	-	-
106	Perkhidmatan Komputer dan Maklumat	1,740	32	3,724	29,213	20,040
107	Perantaraan Kewangan	5,182	18	3,730	61,075	15,418
108	Perkhidmatan Kewangan Lain	-	-	-	-	-
109	Insurans/ Takaful dan Tabungan Pencen	14,305	12	11,778	25,371	34,604
110	Aktiviti Sokongan Perkhidmatan Kewangan dan Insurans/ Takaful	-	-	-	-	-
111	Hartanah	-	-	-	-	-
112	Pemilikan Kediaman	-	-	-	-	-
113	Sewaan dan Pajakan	1,626	-	1,009	1,353	133,934
114	Penyelidikan dan Pembangunan Saintifik	-	-	-	-	-
115	Profesional	84,879	163	84,330	250,749	173,172
116	Perkhidmatan Perniagaan	-	-	-	-	-
117	Pentadbiran Awam	-	-	-	-	-
118	Pendidikan	-	-	-	-	-
119	Kesihatan	-	-	-	-	-
120	Ketenteraman dan Keselamatan Awam	-	-	-	-	-
121	Pentadbiran Awam Lain	-	-	-	-	-
122	Institusi bukan Keuntungan yang Berkhidmat kepada Isi Rumah	-	-	-	-	-
123	Kesenian, Hiburan dan Rekreasi	-	-	-	-	-
124	Perkhidmatan Swasta Lain	-	-	-	-	-
	JUMLAH	1,830,281	12,908	2,034,496	30,944,859	2,482,289

Jadual 14: Jadual Penggunaan Import pada Harga Asas, Komoditi mengikut Aktiviti (RM'000), 2020

Table 14: Imports Use Tables at Basic Prices, Commodity by Activity (RM'000), 2020

Baja dan Sebatian Nitrogen *Fertilizers and Nitrogen Compounds*	**Cat dan Varnis** *Paints and Varnishes*	**Produk Farmaseutikal, Kimia Perubatan dan Botani** *Pharmaceuticals, Medicinal Chemical and Botanical Products*	**Sabun & Bahan Pencuci, Pencuci dan Pengilat, Pewangi & Dandanan Diri** *Soap & Detergents, Cleaning dan Polishing, Perfumes &*	**Produk Kimia Lain** *Other Chemicals Products*	***Activity*** / ***Commodity***	
46	**47**	**48**	**49**	**50**		
-	-	-	-	-	***Engines & Turbines, Fluid Power Equipment, Other Pumps, Compressors, Taps and Valves***	***65***
1,332	1,602	7,320	3,894	33,944	***Other General Purpose Machinery***	***66***
31	14,997	-	466	4,665	***Weapons, Ammunition and Special Purpose Machinery***	***67***
-	-	60	-	-	***Domestic Appliances***	***68***
440	501	2,300	1,248	6,416	***Computers, Peripheral, Office Equipment and Machinery***	***69***
-	-	-	-	-	***Electric Motors, Generators and Transformers***	***70***
1	-	-	252	18,844	***Electricity Distribution & Control Apparatus, Batteries and Accumulators***	***71***
-	-	-	-	-	***Fibre Optic Cables, Electronic and Other Electric***	***72***
-	-	-	-	-	***Wiring Devices, Electric Lighting Equipment and Other Electrical***	***73***
-	720	1,679	-	-	***Electronic Components and Boards***	***74***
39	157	642	846	1,498	***Communication Equipment and Consumer Electronics***	***75***
-	-	1,832	-	-	***Irradiation Equipment, Electro Medical and Electrotherapeutic***	***76***
-	-	-	-	-	***Measuring Equipment, Testing, Navigating and Control***	***77***
-	-	-	-	-	***Optical Instruments, Photographic Equipment, Magnetic and Optical Media***	***78***
-	-	-	-	7,359	***Watches and Clocks***	***79***
6	9	55	16	176	***Motor Vehicles, Trailers and Semi Trailers***	***80***
-	-	-	-	-	***Motorcycles***	***81***
-	-	-	-	-	***Ships, Boats, Bicycles and Invalid Carriages***	***82***
-	-	-	-	-	***Other Transport Equipment***	***83***
774	1,653	3,239	2,423	23,608	***Other Manufacturing***	***84***
4,506	11,219	5,266	6,573	42,373	***Repair & Installation of Machinery and Equipment***	***85***
3	41	10	10	85	***Electricity and Gas***	***86***
4	2	3	5	32	***Water***	***87***
-	-	-	-	-	***Sewerage, Waste Management and Remediation Activities***	***88***
-	-	-	-	-	***Residential Buildings***	***89***
-	-	-	-	-	***Non-Residential Buildings***	***90***
-	-	-	-	-	***Civil Engineering***	***91***
-	-	-	-	-	***Specialised Construction Activities***	***92***
-	-	-	-	-	***Wholesale & Retail Trade, Repair of Motor Vehicles and Motorcycles***	***93***
-	-	-	-	-	***Accommodation***	***94***
-	-	-	-	-	***Food and Beverage***	***95***
2	4	4	6	38	***Land Transport***	***96***
23	43	41	63	400	***Water Transport***	***97***
41	82	85	126	716	***Air Transport***	***98***
1	3	3	4	25	***Warehousing and Support Activities for Transportation***	***99***
-	-	-	-	-	***Services Incidental to Water and Air Transportation***	***100***
-	-	-	-	-	***Highway Operation Services, Bridge and Tunnel***	***101***
4	19	32	36	112	***Postal and Courier Activities***	***102***
-	-	-	-	-	***Publishing Activities***	***103***
412	771	891	1,510	6,366	***Telecommunications***	***104***
-	-	-	-	-	***Motion Picture, Programming and Broadcasting Activities***	***105***
1,924	1,962	983	2,442	13,007	***Computer and Information Services***	***106***
1,232	1,877	1,889	2,822	16,669	***Monetary Intermediation***	***107***
-	-	-	-	-	***Other Financial Service***	***108***
2,605	4,243	3,546	21,930	28,578	***Insurance/ Takaful and Pension Funding***	***109***
-	-	-	-	-	***Activities Auxiliary to Financial Service and Insurance/ Takaful***	***110***
-	-	-	-	-	***Real Estate***	***111***
-	-	-	-	-	***Ownership of Dwellings***	***112***
-	47,475	15,962	30,831	105,801	***Rental and Leasing***	***113***
-	-	-	-	-	***Scientific Research and Development***	***114***
60,593	49,151	38,381	41,721	186,881	***Professional***	***115***
-	-	-	-	-	***Business Services***	***116***
-	-	-	-	-	***Public Administration***	***117***
-	-	-	-	-	***Education***	***118***
-	-	-	-	-	***Health***	***119***
-	-	-	-	-	***Public Order and Safety***	***120***
-	-	-	-	-	***Other Public Administration***	***121***
-	-	-	-	-	***Non-Profit Institutions Serving Households***	***122***
-	-	-	-	-	***Arts, Entertainment and Recreation***	***123***
-	-	-	-	-	***Other Private Services***	***124***
1,005,292	**1,165,052**	**1,416,160**	**3,102,254**	**10,857,282**	***TOTAL***	

Jadual 14: Jadual Penggunaan Import pada Harga Asas, Komoditi mengikut Aktiviti (RM'000), 2020

Table 14: Imports Use Tables at Basic Prices, Commodity by Activity (RM'000), 2020

	Komoditi \ Aktiviti	Tayar dan Tiub Getah *Rubber Tyres and Tubes*	Prosesan Getah *Rubber Processing*	Sarung Tangan Getah *Rubber Gloves*	Produk Getah Lain *Other Rubber Products*	Produk Plastik *Plastic Products*
		51	52	53	54	55
1	Padi	-	-	-	-	-
2	Tanaman Makanan	-	-	-	-	-
3	Sayur-sayuran	-	-	-	-	-
4	Buah-buahan	-	-	-	-	-
5	Getah	-	3,746,567	1,677,741	245,742	-
6	Kelapa Sawit	-	-	-	-	-
7	Tanaman Bunga	-	-	-	-	-
8	Pertanian Lain	-	-	-	-	-
9	Ternakan Ayam dan Itik	-	-	-	-	-
10	Ternakan Lain	-	-	-	-	-
11	Perhutanan dan Pembalakan	-	-	-	-	-
12	Perikanan dan Akuakultur	-	-	-	-	-
13	Minyak Mentah dan Gas Asli	-	-	-	-	-
14	Perlombongan Bijih Besi	-	-	-	-	-
15	Pengkuarian Batu, Pasir dan Tanah Liat	-	8,662	-	274	-
16	Perlombongan dan Pengkuarian Lain	-	-	-	-	-
17	Pemprosesan dan Pengawetan Daging	-	-	-	-	-
18	Pemprosesan dan Pengawetan Makanan Laut	-	-	-	-	-
19	Pemprosesan dan Pengawetan Buah-buahan & Sayur-sayuran	-	-	-	-	-
20	Produk Tenusu	-	-	-	-	-
21	Minyak & Lemak Sayuran dan Haiwan	-	-	6,568	518	5,449
22	Produk Bijian, Kanji dan Produk Berkanji	-	-	-	-	-
23	Produk Bakeri	-	-	-	-	-
24	Manisan	-	-	-	-	-
25	Prosesan Makanan Lain	-	-	-	-	-
26	Makanan Haiwan Tersedia	-	-	-	-	-
27	Spirit, Wain dan Minuman Keras	-	-	-	-	-
28	Minuman Ringan, Air Mineral dan Minuman Lain yang Dibotolkan	-	-	-	-	-
29	Produk Tembakau	-	-	-	-	-
30	Penyediaan, Pemintalan dan Penenunan Tekstil	-	10,182	11,596	2,558	24,984
31	Penyiapan Akhir Tekstil	-	-	-	-	-
32	Tekstil Lain	1,698	5,445	15,730	32,450	38,222
33	Pakaian	102	529	1,601	516	1,049
34	Produk Kulit	-	-	-	-	-
35	Kasut	-	43	-	9	244
36	Pengilangan dan Pengetaman Kayu	-	-	-	3,211	-
37	Kepingan Venier dan Panel berasaskan Kayu	261	7,653	1,049	2,863	8,324
38	Pertukangan Kayu dan Tanggam untuk Jurubina	-	-	-	-	-
39	Bekas Kayu dan Produk Kayu Lain	55	347	694	523	1,216
40	Kertas dan Produk Kertas	2,411	4,487	66,812	13,806	179,746
41	Perabot	482	1,829	3,911	1,873	4,228
42	Penerbitan Semula Media Rakaman	-	-	-	-	-
43	Percetakan	9	22	56	47	806
44	Kok dan Produk Petroleum Bertapis	6,192	101,877	138,509	10,443	22,880
45	Kimia Asas	223,758	365,736	779,083	157,536	636,429
46	Baja dan Sebatian Nitrogen	35	1	1,192	505	89,757
47	Cat dan Varnis	38	1,744	393	8,201	37,749
48	Produk Farmaseutikal, Kimia Perubatan dan Botani	1,793	7,395	-	-	4,165
49	Sabun & Bahan Pencuci, Pencuci dan Pengilat, Pewangi dan Dandanan Diri	-	5	718	4,480	7,173
50	Produk Kimia Lain	380,170	1,461,657	4,335,479	578,928	8,026,490
51	Tayar dan Tiub Getah	168,544	260,848	-	561	1,590
52	Prosesan Getah	135,300	307,279	192,795	90,689	7,984
53	Sarung Tangan Getah	1,031	109	106,775	5,683	242
54	Produk Getah Lain	-	-	-	3,999	-
55	Produk Plastik	651	17,331	63,230	77,251	380,233
56	Kaca dan Produk Kaca	-	1	701	124	2,937
57	Produk Refraktori, Tanah Liat, Porselin dan Seramik	-	-	-	162	4,026
58	Simen, Kapur dan Plaster	-	-	-	-	52
59	Produk Mineral bukan Logam	1	-	-	-	18,666
60	Besi dan Keluli Asas	22,787	10,579	856	53,149	37,483
61	Logam Asas Berharga dan Logam bukan Ferus Lain	64	19,582	-	80,367	62,783
62	Pengacuan Logam	-	-	-	-	-
63	Produk Struktur Logam, Tangki, Takungan dan Penjana Wap	16	8	2	209	664
64	Produk Logam Lain yang Direka	9,100	11,964	384	29,424	84,533

Jadual 14: Jadual Penggunaan Import pada Harga Asas, Komoditi mengikut Aktiviti (RM'000), 2020

Table 14: Imports Use Tables at Basic Prices, Commodity by Activity (RM'000), 2020

Kaca dan Produk Kaca *Glass and Glass Products*	Produk Refraktori, Tanah Liat, Porselin dan Seramik *Refractory, Clay, Porcelain and Ceramic Products*	Simen, Kapur dan Plaster *Cement, Lime and Plaster*	Produk Mineral Bukan Logam *Non-Metallic Mineral Products*	Besi Asas dan Keluli *Basic Iron and Steel*	Activity / Commodity	
56	57	58	59	60		
-	-	-	-	-	Paddy	1
-	-	-	-	-	Food Crops	2
-	-	-	-	-	Vegetables	3
-	-	-	-	-	Fruits	4
-	-	-	-	-	Rubber	5
-	-	-	-	-	Oil Palm	6
-	-	-	-	-	Flower Plants	7
-	-	-	-	-	Other Agriculture	8
-	-	-	-	-	Poultry Farming	9
-	-	-	-	-	Other Livestock	10
-	-	-	-	-	Forestry and Logging	11
-	-	-	-	-	Fishing and Aquaculture	12
-	-	-	-	-	Crude Oil and Natural Gas	13
43	151	647	2,217	4,253,601	Mining of Metal Ores	14
1,533	23,177	56,648	110,138	173	Quarrying of Stone, Sand and Clay	15
1,036	38,906	-	212,864	-	Other Mining and Quarrying	16
-	-	-	-	-	Processing and Preserving of Meat	17
-	-	-	-	-	Processing and Preserving of Seafood	18
-	-	-	-	-	Processing and Preserving of Fruits & Vegetables	19
-	-	-	-	-	Dairy Products	20
-	251	-	-	-	Vegetable & Animal Oils and Fats	21
-	-	-	-	-	Grain Mill Products, Starches and Starch Products	22
-	-	-	-	-	Bakery Products	23
-	-	-	-	-	Confectionery	24
-	-	-	-	-	Other Food Processing	25
-	-	-	-	-	Prepared Animal Feeds	26
-	-	-	-	-	Spirits, Wines and Liquors	27
-	-	-	-	-	Soft Drinks, Mineral Waters and Other Bottled Waters	28
-	-	-	-	-	Tobacco Products	29
4,410	-	-	-	-	Preparation, Spinning and Weaving of Textiles	30
-	-	-	-	-	Finishing of Textiles	31
1,635	732	2,340	7,012	1,550	Other Textiles	32
146	125	255	510	1,191	Wearing Apparel	33
-	-	-	-	-	Leather Products	34
-	895	-	-	-	Footwear	35
-	-	20	124	3,677	Sawmilling and Planning of Wood	36
8,162	3,761	3,770	6,345	13,157	Veneer Sheets and Wood-based Panels	37
4	-	-	8	-	Builders' Carpentry and Joinery	38
211	252	19	975	2,579	Wooden Containers and Other Wood Products	39
5,556	8,407	52,196	49,250	105,845	Paper and Paper Products	40
1,319	1,042	1,713	3,024	17,330	Furniture	41
-	-	-	-	-	Reproduction of Recorded Media	42
10	35	10	139	1,076	Printing	43
17,146	32,557	40,922	95,767	81,070	Coke and Refined Petroleum Products	44
304,563	152,007	122,420	266,347	431,192	Basic Chemicals	45
-	-	-	958	18	Fertilizers and Nitrogen Compounds	46
45	4,538	9,306	128,022	62,955	Paints and Varnishes	47
1,813	-	-	8,054	-	Pharmaceuticals, Medicinal Chemical and Botanical Products	48
28	8	-	6,862	156	Soaps & Detergents, Cleaning & Polishing, Perfumes and Toilet Preparations	49
223,564	80,051	60,432	184,972	385,253	Other Chemicals Products	50
-	-	5	-	8	Rubber Tyres and Tubes	51
742	917	-	15	-	Rubber Processing	52
7	-	-	-	-	Rubber Gloves	53
-	-	-	-	-	Other Rubber Products	54
11,606	3,398	18,664	10,985	9,686	Plastic Products	55
136,530	3,640	27	11,399	33,194	Glass and Glass Products	56
17,941	37,180	18,470	10,869	1,708	Refractory, Clay, Porcelain and Ceramic Products	57
2,196	2,413	62,602	51,853	201	Cement, Lime and Plaster	58
14,076	22,321	160,317	452,807	5,506	Non-Metallic Mineral Products	59
2,612	4,301	28,644	154,118	274,960	Basic Iron and Steel	60
85,485	5,056	16,637	112,117	561,520	Basic Precious and Other Non-Ferrous Metals	61
124	-	-	96	182,607	Casting of Metals	62
20	4	19	152	3,771	Structural Metal Products, Tanks, Reservoirs and Steam Generators	63
4,708	5,004	9,907	88,307	1,030,340	Other Fabricated Metal Products	64

Jadual 14: Jadual Penggunaan Import pada Harga Asas, Komoditi mengikut Aktiviti (RM'000), 2020

Table 14: Imports Use Tables at Basic Prices, Commodity by Activity (RM'000), 2020

	Komoditi / Aktiviti	Tayar dan Tiub Getah *Rubber Tyres and Tubes*	Prosesan Getah *Rubber Processing*	Sarung Tangan Getah *Rubber Gloves*	Produk Getah Lain *Other Rubber Products*	Produk Plastik *Plastic Products*
		51	52	53	54	55
65	Enjin & Turbin, Alatan Kuasa Bendalir, Pam, Pemampat, Kepala Paip dan Injap Lain	3,802	-	-	9,649	-
66	Jentera Kegunaan Umum Lain	2,271	7,018	18,324	5,718	19,304
67	Senjata, Peluru dan Mesin bertujuan Khas	12	-	-	272	46,004
68	Perkakasan Domestik	-	-	-	-	-
69	Komputer, Peranti, Mesin dan Kelengkapan Pejabat	706	2,650	5,771	1,856	24,478
70	Motor Elektrik, Penjana dan Transformer	-	-	-	2,326	931
71	Perkakasan Pengagihan & Pengawalan Elektrik, Bateri dan Akumulator	-	-	-	2,337	245
72	Kabel Gentian Optikal, Elektronik dan Elektrik Lain	2,828	65	-	-	1,155
73	Alatan Pendawaian, Kelengkapan Pencahayaan Elektrik dan Elektrik Lain	-	-	-	-	-
74	Komponen dan Papan Elektronik	617	10,341	107	64,160	560,902
75	Peralatan Komunikasi dan Elektronik Pengguna	174	368	1,632	659	4,196
76	Peralatan Penyinaran, Perubatan Elektro dan Elektroterapeutik	1,803	-	-	-	-
77	Kelengkapan Mengukur, Menguji, Memandu Arah dan Kawalan	-	-	-	-	72,232
78	Instrumen Optikal, Alatan Fotografi, Media Magnetik dan Optikal	-	-	-	-	-
79	Jam Tangan dan Jam	-	-	-	-	3
80	Kenderaan Bermotor, Treler dan Semi Treler	28	61	126	56	129
81	Motosikal	-	-	-	-	-
82	Kapal, Bot, Basikal dan 'Invalid Carriages'	-	-	-	-	-
83	Kelengkapan Pengangkutan Lain	-	-	-	-	-
84	Pembuatan Lain	1,176	2,862	7,179	6,027	103,416
85	Pembaikan & Pemasangan Mesin dan Kelengkapan	4,150	11,046	31,883	10,677	30,599
86	Elektrik dan Gas	12	27	86	27	89
87	Air	1	8	49	8	22
88	Pembetungan, Pengurusan Sisa dan Aktiviti Pemulihan	-	-	-	-	-
89	Bangunan Kediaman	-	-	-	-	-
90	Bangunan Bukan Kediaman	-	-	-	-	-
91	Kejuruteraan Awam	-	-	-	-	-
92	Aktiviti Pembinaan Pertukangan Khas	-	-	-	-	-
93	Perdagangan Borong & Runcit, Pembaikan Kenderaan Bermotor dan Motosikal	-	-	-	-	-
94	Penginapan	-	-	-	-	-
95	Makanan dan Minuman	-	-	-	-	-
96	Pengangkutan Darat	5	17	31	7	30
97	Pengangkutan Air	54	192	337	67	308
98	Pengangkutan Udara	98	312	545	135	567
99	Penggudangan dan Aktiviti Sokongan untuk Pengangkutan	3	11	19	4	25
100	Perkhidmatan berkaitan Pengangkutan Air dan Udara	-	-	-	-	-
101	Perkhidmatan Operasi Lebuhraya, Jambatan dan Terowong	-	-	-	-	-
102	Perkhidmatan Pos dan Kurier	8	33	65	31	143
103	Aktiviti Penerbitan	-	-	-	-	-
104	Telekomunikasi	405	1,130	1,855	1,525	4,650
105	Aktiviti Wayang Gambar, Pemprograman dan Penyiaran	-	-	-	-	-
106	Perkhidmatan Komputer dan Maklumat	664	411	6,104	2,514	6,181
107	Perantaraan Kewangan	1,962	7,711	12,498	2,658	13,784
108	Perkhidmatan Kewangan Lain	-	-	-	-	-
109	Insurans/ Takaful dan Tabungan Pencen	3,310	5,774	12,251	8,857	33,438
110	Aktiviti Sokongan Perkhidmatan Kewangan dan Insurans/ Takaful	-	-	-	-	-
111	Hartanah	-	-	-	-	-
112	Pemilikan Kediaman	-	-	-	-	-
113	Sewaan dan Pajakan	11,354	1,091	3,828	4,999	75,721
114	Penyelidikan dan Pembangunan Saintifik	-	-	-	-	-
115	Profesional	16,469	180,867	181,296	42,095	161,382
116	Perkhidmatan Perniagaan	-	-	-	-	-
117	Pentadbiran Awam	-	-	-	-	-
118	Pendidikan	-	-	-	-	-
119	Kesihatan	-	-	-	-	-
120	Ketenteraman dan Keselamatan Awam	-	-	-	-	-
121	Pentadbiran Awam Lain	-	-	-	-	-
122	Institusi bukan Keuntungan yang Berkhidmat kepada Isi Rumah	-	-	-	-	-
123	Kesenian, Hiburan dan Rekreasi	-	-	-	-	-
124	Perkhidmatan Swasta Lain	-	-	-	-	-
	JUMLAH	1,006,412	6,583,879	7,689,861	1,572,769	10,850,033

Jadual 14: Jadual Penggunaan Import pada Harga Asas, Komoditi mengikut Aktiviti (RM'000), 2020

Table 14: Imports Use Tables at Basic Prices, Commodity by Activity (RM'000), 2020

Kaca dan Produk Kaca *Glass and Glass Products*	Produk Refraktori, Tanah Liat, Porselin dan Seramik *Refractory, Clay, Porcelain and Ceramic Products*	Simen, Kapur dan Plaster *Cement, Lime and Plaster*	Produk Mineral Bukan Logam *Non-Metallic Mineral Products*	Besi Asas dan Keluli *Basic Iron and Steel*	Activity / Commodity	
56	57	58	59	60		
-	-	-	89,153	74	Engines & Turbines, Fluid Power Equipment, Other Pumps, Compressors, Taps and Valves	65
5,102	4,696	7,406	10,058	56,841	Other General Purpose Machinery	66
30	12,288	1,469	285,223	41,576	Weapons, Ammunition and Special Purpose Machinery	67
-	-	-	-	-	Domestic Appliances	68
1,781	1,690	1,690	3,993	25,407	Computers, Peripheral, Office Equipment and Machinery	69
6	-	-	55	18	Electric Motors, Generators and Transformers	70
-	-	-	17	78	Electricity Distribution & Control Apparatus, Batteries and Accumulators	71
17,414	-	-	8,637	302	Fibre Optic Cables, Electronic and Other Electric	72
-	-	-	18	16,704	Wiring Devices, Electric Lighting Equipment and Other Electrical	73
30,837	18,399	-	14,211	17,786	Electronic Components and Boards	74
259	295	1,268	2,694	7,842	Communication Equipment and Consumer Electronics	75
-	-	-	-	-	Irradiation Equipment, Electro Medical and Electrotherapeutic	76
-	-	-	-	37	Measuring Equipment, Testing, Navigating and Control	77
27	-	-	-	-	Optical Instruments, Photographic Equipment, Magnetic and Optical Media	78
-	16,555	-	-	-	Watches and Clocks	79
19	35	94	184	276	Motor Vehicles, Trailers and Semi Trailers	80
-	-	-	-	-	Motorcycles	81
-	-	-	-	-	Ships, Boats, Bicycles and Invalid Carriages	82
-	-	-	-	-	Other Transport Equipment	83
1,233	4,491	1,268	17,718	9,108	Other Manufacturing	84
7,854	7,354	11,839	13,521	64,862	Repair & Installation of Machinery and Equipment	85
25	17	68	17	209	Electricity and Gas	86
3	8	4	10	42	Water	87
-	-	-	-	-	Sewerage, Waste Management and Remediation Activities	88
-	-	-	-	-	Residential Buildings	89
-	-	-	-	-	Non-Residential Buildings	90
-	-	-	-	-	Civil Engineering	91
-	-	-	-	-	Specialised Construction Activities	92
-	-	-	-	-	Wholesale & Retail Trade, Repair of Motor Vehicles and Motorcycles	93
-	-	-	-	-	Accommodation	94
-	-	-	-	-	Food and Beverage	95
4	4	10	17	24	Land Transport	96
41	38	109	179	256	Water Transport	97
70	70	175	314	494	Air Transport	98
2	3	6	11	15	Warehousing and Support Activities for Transportation	99
-	-	-	-	-	Services Incidental to Water and Air Transportation	100
-	-	-	-	-	Highway Operation Services, Bridge and Tunnel	101
12	11	10	40	74	Postal and Courier Activities	102
-	-	-	-	-	Publishing Activities	103
437	503	757	1,933	3,214	Telecommunications	104
-	-	-	-	-	Motion Picture, Programming and Broadcasting Activities	105
612	865	2,200	9,043	5,802	Computer and Information Services	106
1,706	1,449	3,800	6,998	11,976	Monetary Intermediation	107
-	-	-	-	-	Other Financial Service	108
3,934	4,885	16,259	10,669	11,543	Insurance/ Takaful and Pension Funding	109
-	-	-	-	-	Activities Auxiliary to Financial Service and Insurance/ Takaful	110
-	-	-	-	-	Real Estate	111
-	-	-	-	-	Ownership of Dwellings	112
53,170	400	8,788	17,194	6,074	Rental and Leasing	113
-	-	-	-	-	Scientific Research and Development	114
14,790	19,404	25,190	157,392	153,435	Professional	115
-	-	-	-	-	Business Services	116
-	-	-	-	-	Public Administration	117
-	-	-	-	-	Education	118
-	-	-	-	-	Health	119
-	-	-	-	-	Public Order and Safety	120
-	-	-	-	-	Other Public Administration	121
-	-	-	-	-	Non-Profit Institutions Serving Households	122
-	-	-	-	-	Arts, Entertainment and Recreation	123
-	-	-	-	-	Other Private Services	124
986,641	**524,587**	**748,399**	**2,625,603**	**7,898,392**	TOTAL	

Jadual 14: Jadual Penggunaan Import pada Harga Asas, Komoditi mengikut Aktiviti (RM'000), 2020

Table 14: Imports Use Tables at Basic Prices, Commodity by Activity (RM'000), 2020

	Komoditi / Aktiviti	Logam Asas Berharga dan Logam Bukan Ferus Lain *Basic Precious and Other Non-Ferrous Metals*	Pengacuan Logam *Casting of Metals*	Produk Struktur Logam, Tangki, Takungan dan Penjana Wap *Structural Metal Products, Tanks, Reservoirs and Steam Generators*	Keluaran Logam Lain yang Direka *Other Fabricated Metal Products*
		61	62	63	64
1	Padi	-	-	-	-
2	Tanaman Makanan	-	-	-	-
3	Sayur-sayuran	-	-	-	-
4	Buah-buahan	-	-	-	-
5	Getah	-	-	-	-
6	Kelapa Sawit	-	-	-	-
7	Tanaman Bunga	-	-	-	-
8	Pertanian Lain	-	-	-	-
9	Ternakan Ayam dan Itik	-	-	-	-
10	Ternakan Lain	-	-	-	-
11	Perhutanan dan Pembalakan	-	-	-	-
12	Perikanan dan Akuakultur	-	-	-	-
13	Minyak Mentah dan Gas Asli	-	-	-	-
14	Perlombongan Bijih Besi	2,158,081	24,330	62,722	163,578
15	Pengkuarian Batu, Pasir dan Tanah Liat	4,784	4	186	1,328
16	Perlombongan dan Pengkuarian Lain	21	-	80	-
17	Pemprosesan dan Pengawetan Daging	-	-	-	-
18	Pemprosesan dan Pengawetan Makanan Laut	-	-	-	-
19	Pemprosesan dan Pengawetan Buah-buahan & Sayur-sayuran	-	-	-	-
20	Produk Tenusu	-	-	-	-
21	Minyak & Lemak Sayuran dan Haiwan	-	-	-	-
22	Produk Bijian, Kanji dan Produk Berkanji	-	-	-	-
23	Produk Bakeri	-	-	-	-
24	Manisan	-	-	-	-
25	Prosesan Makanan Lain	-	-	-	-
26	Makanan Haiwan Tersedia	-	-	-	-
27	Spirit, Wain dan Minuman Keras	-	-	-	-
28	Minuman Ringan, Air Mineral dan Minuman Lain yang Dibotolkan	-	-	-	-
29	Produk Tembakau	-	-	-	-
30	Penyediaan, Pemintalan dan Penenunan Tekstil	-	-	-	-
31	Penyiapan Akhir Tekstil	-	-	-	-
32	Tekstil Lain	795	98	700	3,120
33	Pakaian	436	145	557	863
34	Produk Kulit	-	-	-	-
35	Kasut	-	-	-	-
36	Pengilangan dan Pengetaman Kayu	1	1	248	280
37	Kepingan Venier dan Panel berasaskan Kayu	1,959	417	9,205	14,024
38	Pertukangan Kayu dan Tanggam untuk Jurubina	-	-	114	6
39	Bekas Kayu dan Produk Kayu Lain	2,955	200	2,005	8,159
40	Kertas dan Produk Kertas	13,122	4,360	10,833	49,228
41	Perabot	1,427	409	2,260	4,232
42	Penerbitan Semula Media Rakaman	-	-	-	-
43	Percetakan	30	7	34	1,748
44	Kok dan Produk Petroleum Bertapis	71,869	15,267	59,254	78,004
45	Kimia Asas	586,560	10,825	65,731	199,499
46	Baja dan Sebatian Nitrogen	508	-	-	-
47	Cat dan Varnis	19,781	2,505	40,950	70,280
48	Produk Farmaseutikal, Kimia Perubatan dan Botani	-	-	-	-
49	Sabun & Bahan Pencuci, Pencuci dan Pengilat, Pewangi dan Dandanan Diri	-	-	277	6,474
50	Produk Kimia Lain	71,277	21,169	20,801	219,167
51	Tayar dan Tiub Getah	-	-	645	8
52	Prosesan Getah	17	-	1,010	529
53	Sarung Tangan Getah	-	-	163	53
54	Produk Getah Lain	-	-	1,264	272
55	Produk Plastik	38,880	616	8,194	12,819
56	Kaca dan Produk Kaca	873	275	60,826	5,203
57	Produk Refraktori, Tanah Liat, Porselin dan Seramik	1,442	-	97	26,159
58	Simen, Kapur dan Plaster	32	33	210	626
59	Produk Mineral bukan Logam	557	249	1,128	14,783
60	Besi dan Keluli Asas	273,120	171,457	1,827,254	2,851,585
61	Logam Asas Berharga dan Logam bukan Ferus Lain	795,527	386,438	1,547,861	7,447,818
62	Pengacuan Logam	11,153	19,546	24,972	11,799
63	Produk Struktur Logam, Tangki, Takungan dan Penjana Wap	306	324	-	-
64	Produk Logam Lain yang Direka	172,407	57,944	571,204	11,666

Jadual 14: Jadual Penggunaan Import pada Harga Asas, Komoditi mengikut Aktiviti (RM'000), 2020

Table 14: Imports Use Tables at Basic Prices, Commodity by Activity (RM'000), 2020

Enjin & Turbin, Alatan Kuasa Bendalir,Pam, Pemampat, Kepala Paip dan Injap Lain *Engines & Turbines, Fluid Power Equipment, Other Pumps, Compressors, Taps*	Jentera Kegunaan Umum Lain *Other General Purpose Machinery*	Senjata, Peluru dan Mesin Bertujuan Khas *Weapons, Ammunition and Special Purpose Machinery*	Perkakasan Domestik *Domestic Appliances*	Activity / Commodity	
65	66	67	68		
-	-	-	-	Paddy	1
-	-	-	-	Food Crops	2
-	-	-	-	Vegetables	3
-	-	-	-	Fruits	4
-	-	-	-	Rubber	5
-	-	-	-	Oil Palm	6
-	-	-	-	Flower Plants	7
-	-	-	-	Other Agriculture	8
-	-	-	-	Poultry Farming	9
-	-	-	-	Other Livestock	10
-	-	-	-	Forestry and Logging	11
-	-	-	-	Fishing and Aquaculture	12
-	-	-	-	Crude Oil and Natural Gas	13
-	-	-	-	Mining of Metal Ores	14
-	-	-	-	Quarrying of Stone, Sand and Clay	15
-	-	-	-	Other Mining and Quarrying	16
-	-	-	-	Processing and Preserving of Meat	17
-	-	-	-	Processing and Preserving of Seafood	18
-	-	-	-	Processing and Preserving of Fruits & Vegetables	19
-	-	-	-	Dairy Products	20
-	-	-	-	Vegetable & Animal Oils and Fats	21
-	-	-	-	Grain Mill Products, Starches and Starch Products	22
-	-	-	-	Bakery Products	23
-	-	-	-	Confectionery	24
-	-	-	-	Other Food Processing	25
-	-	-	-	Prepared Animal Feeds	26
-	-	-	-	Spirits, Wines and Liquors	27
-	-	-	-	Soft Drinks, Mineral Waters and Other Bottled Waters	28
-	-	-	-	Tobacco Products	29
-	-	-	-	Preparation, Spinning and Weaving of Textiles	30
-	-	-	-	Finishing of Textiles	31
103	23,896	3,350	1,676	Other Textiles	32
54	296	381	35	Wearing Apparel	33
-	-	-	-	Leather Products	34
-	-	-	-	Footwear	35
25	161	14	-	Sawmilling and Planning of Wood	36
856	3,895	2,096	71	Veneer Sheets and Wood-based Panels	37
-	-	-	-	Builders' Carpentry and Joinery	38
624	1,628	1,192	22	Wooden Containers and Other Wood Products	39
575	25,356	7,592	5,120	Paper and Paper Products	40
133	1,793	1,820	252	Furniture	41
-	-	-	-	Reproduction of Recorded Media	42
3	29	138	4	Printing	43
2,169	10,212	11,421	1,680	Coke and Refined Petroleum Products	44
7,576	35,188	31,863	3,724	Basic Chemicals	45
-	-	-	-	Fertilizers and Nitrogen Compounds	46
151	1,450	5,180	1,136	Paints and Varnishes	47
-	9,833	-	-	Pharmaceuticals, Medicinal Chemical and Botanical Products	48
-	852	306	-	Soaps & Detergents, Cleaning & Polishing, Perfumes and Toilet Preparations	49
7,658	183,154	34,809	36,464	Other Chemicals Products	50
-	453	7	749	Rubber Tyres and Tubes	51
-	11,557	1,591	-	Rubber Processing	52
20	404	61	-	Rubber Gloves	53
248	-	-	6	Other Rubber Products	54
45	30,243	916	830	Plastic Products	55
665	2,647	1,334	1,218	Glass and Glass Products	56
-	-	90	-	Refractory, Clay, Porcelain and Ceramic Products	57
-	266	1	-	Cement, Lime and Plaster	58
3	545	532	12	Non-Metallic Mineral Products	59
46,319	332,957	572,780	6,517	Basic Iron and Steel	60
269,929	986,483	588,584	128,814	Basic Precious and Other Non-Ferrous Metals	61
2,710	6,136	31,666	914	Casting of Metals	62
131	1,375	3,038	1,804	Structural Metal Products, Tanks, Reservoirs and Steam Generators	63
30,690	286,240	241,737	96,043	Other Fabricated Metal Products	64

Jadual 14: Jadual Penggunaan Import pada Harga Asas, Komoditi mengikut Aktiviti (RM'000), 2020

Table 14: Imports Use Tables at Basic Prices, Commodity by Activity (RM'000), 2020

	Komoditi / Aktiviti	Logam Asas Berharga dan Logam Bukan Ferus Lain *Basic Precious and Other Non-Ferrous Metals*	Pengacuan Logam *Casting of Metals*	Produk Struktur Logam, Tangki, Takungan dan Penjana Wap *Structural Metal Products, Tanks, Reservoirs and Steam Generators*	Keluaran Logam Lain yang Direka *Other Fabricated Metal Products*
		61	62	63	64
65	Enjin & Turbin, Alatan Kuasa Bendalir, Pam, Pemampat, Kepala Paip dan Injap Lain	1,499	404	47,184	5,951
66	Jentera Kegunaan Umum Lain	5,816	1,643	9,374	17,257
67	Senjata, Peluru dan Mesin bertujuan Khas	479,890	33,917	47,771	38,266
68	Perkakasan Domestik	-	-	8,731	1,897
69	Komputer, Peranti, Mesin dan Kelengkapan Pejabat	1,810	544	3,091	20,128
70	Motor Elektrik, Penjana dan Transformer	-	-	4,276	2,815
71	Perkakasan Pengagihan & Pengawalan Elektrik, Bateri dan Akumulator	47,860	72	93	1,358
72	Kabel Gentian Optikal, Elektronik dan Elektrik Lain	200,313	44	3,615	18,468
73	Alatan Pendawaian, Kelengkapan Pencahayaan Elektrik dan Elektrik Lain	840	129	1,993	7,328
74	Komponen dan Papan Elektronik	3,136	207	18,604	78,576
75	Peralatan Komunikasi dan Elektronik Pengguna	1,369	405	2,735	3,958
76	Peralatan Penyinaran, Perubatan Elektro dan Elektroterapeutik	-	-	-	-
77	Kelengkapan Mengukur, Menguji, Memandu Arah dan Kawalan	355	-	458	9,301
78	Instrumen Optikal, Alatan Fotografi, Media Magnetik dan Optikal	-	-	-	2
79	Jam Tangan dan Jam	-	-	-	-
80	Kenderaan Bermotor, Treler dan Semi Treler	311	10	51	160
81	Motosikal	-	-	-	-
82	Kapal, Bot, Basikal dan 'Invalid Carriages'	-	-	-	-
83	Kelengkapan Pengangkutan Lain	-	-	-	-
84	Pembuatan Lain	3,791	1,179	4,392	9,506
85	Pembaikan & Pemasangan Mesin dan Kelengkapan	9,719	2,472	17,778	28,857
86	Elektrik dan Gas	79	5	21	62
87	Air	6	1	8	15
88	Pembetungan, Pengurusan Sisa dan Aktiviti Pemulihan	-	-	-	-
89	Bangunan Kediaman	-	-	-	-
90	Bangunan Bukan Kediaman	-	-	-	-
91	Kejuruteraan Awam	-	-	-	-
92	Aktiviti Pembinaan Pertukangan Khas	-	-	-	-
93	Perdagangan Borong & Runcit, Pembaikan Kenderaan Bermotor dan Motosikal	-	-	-	-
94	Penginapan	-	-	-	-
95	Makanan dan Minuman	-	-	-	-
96	Pengangkutan Darat	13	2	13	25
97	Pengangkutan Air	128	24	136	261
98	Pengangkutan Udara	238	47	233	470
99	Penggudangan dan Aktiviti Sokongan untuk Pengangkutan	8	1	8	15
100	Perkhidmatan berkaitan Pengangkutan Air dan Udara	-	-	-	-
101	Perkhidmatan Operasi Lebuhraya, Jambatan dan Terowong	-	-	-	-
102	Perkhidmatan Pos dan Kurier	27	8	53	101
103	Aktiviti Penerbitan	-	-	-	-
104	Telekomunikasi	1,037	368	2,504	3,668
105	Aktiviti Wayang Gambar, Pemprograman dan Penyiaran	-	-	-	-
106	Perkhidmatan Komputer dan Maklumat	1,584	106	6,646	4,828
107	Perantaraan Kewangan	6,182	1,065	6,187	12,220
108	Perkhidmatan Kewangan Lain	-	-	-	-
109	Insurans/ Takaful dan Tabungan Pencen	8,503	1,988	10,342	19,674
110	Aktiviti Sokongan Perkhidmatan Kewangan dan Insurans/ Takaful	-	-	-	-
111	Hartanah	-	-	-	-
112	Pemilikan Kediaman	-	-	-	-
113	Sewaan dan Pajakan	13,180	181	696	30,618
114	Penyelidikan dan Pembangunan Saintifik	-	-	-	-
115	Profesional	32,954	18,299	99,277	166,142
116	Perkhidmatan Perniagaan	-	-	-	-
117	Pentadbiran Awam	-	-	-	-
118	Pendidikan	-	-	-	-
119	Kesihatan	-	-	-	-
120	Ketenteraman dan Keselamatan Awam	-	-	-	-
121	Pentadbiran Awam Lain	-	-	-	-
122	Institusi bukan Keuntungan yang Berkhidmat kepada Isi Rumah	-	-	-	-
123	Kesenian, Hiburan dan Rekreasi	-	-	-	-
124	Perkhidmatan Swasta Lain	-	-	-	-
	JUMLAH	**5,048,569**	**779,741**	**4,617,057**	**11,685,239**

Jadual 14: Jadual Penggunaan Import pada Harga Asas, Komoditi mengikut Aktiviti (RM'000), 2020

Table 14: Imports Use Tables at Basic Prices, Commodity by Activity (RM'000), 2020

Enjin & Turbin, Alatan Kuasa Bendalir,Pam, Pemampat, Kepala Paip dan Injap Lain *Engines & Turbines, Fluid Power Equipment, Other Pumps, Compressors, Taps*	Jentera Kegunaan Umum Lain *Other General Purpose Machinery*	Senjata, Peluru dan Mesin Bertujuan Khas *Weapons, Ammunition and Special Purpose Machinery*	Perkakasan Domestik *Domestic Appliances*	Activity / Commodity	
65	66	67	68		
627,880	1,315,913	46,100	32,210	***Engines & Turbines, Fluid Power Equipment, Other Pumps, Compressors, Taps and Valves***	***65***
1,634	108,061	5,763	1,294	***Other General Purpose Machinery***	***66***
2,625	70,013	1,586,677	1,198	***Weapons, Ammunition and Special Purpose Machinery***	***67***
46,312	210	3	172,429	***Domestic Appliances***	***68***
1,269	12,864	11,552	4,796	***Computers, Peripheral, Office Equipment and Machinery***	***69***
36	33,283	70,554	92	***Electric Motors, Generators and Transformers***	***70***
5,261	26,776	10,444	2,782	***Electricity Distribution & Control Apparatus, Batteries and Accumulators***	***71***
-	27,010	3,150	3,875	***Fibre Optic Cables, Electronic and Other Electric***	***72***
8,547	2,520	14,979	59	***Wiring Devices, Electric Lighting Equipment and Other Electrical***	***73***
8,622	640,947	180,427	696,280	***Electronic Components and Boards***	***74***
146	2,821	4,342	170	***Communication Equipment and Consumer Electronics***	***75***
-	6,480	-	-	***Irradiation Equipment, Electro Medical and Electrotherapeutic***	***76***
72	11,462	10,634	143,755	***Measuring Equipment, Testing, Navigating and Control***	***77***
422	83	-	414	***Optical Instruments, Photographic Equipment, Magnetic and Optical Media***	***78***
-	-	-	-	***Watches and Clocks***	***79***
18	404	122	6	***Motor Vehicles, Trailers and Semi Trailers***	***80***
-	-	-	-	***Motorcycles***	***81***
-	-	-	-	***Ships, Boats, Bicycles and Invalid Carriages***	***82***
-	-	-	-	***Other Transport Equipment***	***83***
372	3,774	4,087	486	***Other Manufacturing***	***84***
2,136	86,928	8,470	9,911	***Repair & Installation of Machinery and Equipment***	***85***
2	24	12	4	***Electricity and Gas***	***86***
-	5	4	1	***Water***	***87***
-	-	-	-	***Sewerage, Waste Management and Remediation Activities***	***88***
-	-	-	-	***Residential Buildings***	***89***
-	-	-	-	***Non-Residential Buildings***	***90***
-	-	-	-	***Civil Engineering***	***91***
-	-	-	-	***Specialised Construction Activities***	***92***
-	-	-	-	***Wholesale & Retail Trade, Repair of Motor Vehicles and Motorcycles***	***93***
-	-	-	-	***Accommodation***	***94***
-	-	-	-	***Food and Beverage***	***95***
2	13	9	6	***Land Transport***	***96***
16	136	97	62	***Water Transport***	***97***
28	229	190	100	***Air Transport***	***98***
1	8	6	3	***Warehousing and Support Activities for Transportation***	***99***
-	-	-	-	***Services Incidental to Water and Air Transportation***	***100***
-	-	-	-	***Highway Operation Services, Bridge and Tunnel***	***101***
3	43	31	24	***Postal and Courier Activities***	***102***
-	-	-	-	***Publishing Activities***	***103***
154	1,572	1,767	200	***Telecommunications***	***104***
-	-	-	-	***Motion Picture, Programming and Broadcasting Activities***	***105***
229	3,730	6,169	444	***Computer and Information Services***	***106***
955	6,556	4,491	2,532	***Monetary Intermediation***	***107***
-	-	-	-	***Other Financial Service***	***108***
992	47,958	8,536	1,867	***Insurance/ Takaful and Pension Funding***	***109***
-	-	-	-	***Activities Auxiliary to Financial Service and Insurance/ Takaful***	***110***
-	-	-	-	***Real Estate***	***111***
-	-	-	-	***Ownership of Dwellings***	***112***
29,939	32,808	14,390	-	***Rental and Leasing***	***113***
-	-	-	-	***Scientific Research and Development***	***114***
10,872	139,765	82,058	10,911	***Professional***	***115***
-	-	-	-	***Business Services***	***116***
-	-	-	-	***Public Administration***	***117***
-	-	-	-	***Education***	***118***
-	-	-	-	***Health***	***119***
-	-	-	-	***Public Order and Safety***	***120***
-	-	-	-	***Other Public Administration***	***121***
-	-	-	-	***Non-Profit Institutions Serving Households***	***122***
-	-	-	-	***Arts, Entertainment and Recreation***	***123***
-	-	-	-	***Other Private Services***	***124***
1,119,236	**4,539,444**	**3,617,563**	**1,373,001**	***TOTAL***	

Jadual 14: Jadual Penggunaan Import pada Harga Asas, Komoditi mengikut Aktiviti (RM'000), 2020

Table 14: Imports Use Tables at Basic Prices, Commodity by Activity (RM'000), 2020

	Komoditi / Aktiviti	Komputer, Peranti, Mesin dan Kelengkapan Pejabat *Computers, Peripheral, Office Machinery and Equipment*	Motor Elektrik, Penjana dan Transformer *Electric Motors, Generators and Transformers*	Perkakasan Pengagihan & Pengawalan Elektrik, Bateri dan Akumulator *Electricity Distribution & Control Apparatus, Batteries and Accumulators*	Kabel Gentian Optikal, Elektronik dan Elektrik Lain *Fibre Optic, Electronic and Other Electric Cables*
		69	70	71	72
1	Padi	-	-	-	-
2	Tanaman Makanan	-	-	-	-
3	Sayur-sayuran	-	-	-	-
4	Buah-buahan	-	-	-	-
5	Getah	-	-	-	-
6	Kelapa Sawit	-	-	-	-
7	Tanaman Bunga	-	-	-	-
8	Pertanian Lain	-	-	-	-
9	Ternakan Ayam dan Itik	-	-	-	-
10	Ternakan Lain	-	-	-	-
11	Perhutanan dan Pembalakan	-	-	-	-
12	Perikanan dan Akuakultur	-	-	-	-
13	Minyak Mentah dan Gas Asli	-	-	-	-
14	Perlombongan Bijih Besi	-	-	-	-
15	Pengkuarian Batu, Pasir dan Tanah Liat	-	-	-	-
16	Perlombongan dan Pengkuarian Lain	-	-	-	-
17	Pemprosesan dan Pengawetan Daging	-	-	-	-
18	Pemprosesan dan Pengawetan Makanan Laut	-	-	-	-
19	Pemprosesan dan Pengawetan Buah-buahan & Sayur-sayuran	-	-	-	-
20	Produk Tenusu	-	-	-	-
21	Minyak & Lemak Sayuran dan Haiwan	-	-	-	-
22	Produk Bijian, Kanji dan Produk Berkanji	-	-	-	-
23	Produk Bakeri	-	-	-	-
24	Manisan	-	-	-	-
25	Prosesan Makanan Lain	-	-	-	-
26	Makanan Haiwan Tersedia	-	-	-	-
27	Spirit, Wain dan Minuman Keras	-	-	-	-
28	Minuman Ringan, Air Mineral dan Minuman Lain yang Dibotolkan	-	-	-	-
29	Produk Tembakau	-	-	-	-
30	Penyediaan, Pemintalan dan Penenunan Tekstil	-	-	-	-
31	Penyiapan Akhir Tekstil	-	-	-	-
32	Tekstil Lain	368	86	970	1,131
33	Pakaian	239	164	383	437
34	Produk Kulit	-	-	-	-
35	Kasut	-	-	-	-
36	Pengilangan dan Pengetaman Kayu	123	-	9	-
37	Kepingan Venier dan Panel berasaskan Kayu	214	260	705	1,419
38	Pertukangan Kayu dan Tanggam untuk Jurubina	-	-	10	-
39	Bekas Kayu dan Produk Kayu Lain	21	1,374	118	2,348
40	Kertas dan Produk Kertas	3,902	1,087	7,496	12,587
41	Perabot	1,115	562	1,723	615
42	Penerbitan Semula Media Rakaman	-	-	-	-
43	Percetakan	2,364	46	26	17
44	Kok dan Produk Petroleum Bertapis	5,744	4,719	5,878	4,527
45	Kimia Asas	2,707	11,621	52,587	56,465
46	Baja dan Sebatian Nitrogen	-	-	-	-
47	Cat dan Varnis	483	228	161	2,437
48	Produk Farmaseutikal, Kimia Perubatan dan Botani	-	-	-	-
49	Sabun & Bahan Pencuci, Pencuci dan Pengilat, Pewangi dan Dandanan Diri	54	-	13,727	-
50	Produk Kimia Lain	5,855	4,894	148,718	120,353
51	Tayar dan Tiub Getah	-	25	-	323
52	Prosesan Getah	-	-	16	892
53	Sarung Tangan Getah	142	97	50	1,334
54	Produk Getah Lain	971	1,189	602	15,660
55	Produk Plastik	682	1,714	9,858	3,631
56	Kaca dan Produk Kaca	39	756	9	3,735
57	Produk Refraktori, Tanah Liat, Porselin dan Seramik	69	5,101	-	-
58	Simen, Kapur dan Plaster	-	-	13,585	-
59	Produk Mineral bukan Logam	713	-	-	949
60	Besi dan Keluli Asas	5,030	74,563	83,066	112,661
61	Logam Asas Berharga dan Logam bukan Ferus Lain	9,314	290,067	1,037,497	858,387
62	Pengacuan Logam	87	11	-	14
63	Produk Struktur Logam, Tangki, Takungan dan Penjana Wap	4	150	775	80
64	Produk Logam Lain yang Direka	23,008	60,505	78,636	1,396,049

Jadual 14: Jadual Penggunaan Import pada Harga Asas, Komoditi mengikut Aktiviti (RM'000), 2020

Table 14: Imports Use Tables at Basic Prices, Commodity by Activity (RM'000), 2020

Alatan Pendawaian, Kelengkapan Pencahayaan Elektrik dan Elektrik Lain *Wiring Devices, Electric Lighting and Other Electrical Equipment*	Komponen dan Papan Elektronik *Electronic Components and Boards*	Peralatan Komunikasi dan Elektronik Pengguna *Communication Equipment and Consumer Electronics*	Peralatan Penyinaran, Perubatan Elektro dan Elektroterapeutik *Irradiation, Electro Medical and Electrotherapeutic Equipment*	Activity / Commodity	
73	74	75	76		
-	-	-	-	***Paddy***	***1***
-	-	-	-	***Food Crops***	***2***
-	-	-	-	***Vegetables***	***3***
-	-	-	-	***Fruits***	***4***
-	-	-	-	***Rubber***	***5***
-	-	-	-	***Oil Palm***	***6***
-	-	-	-	***Flower Plants***	***7***
-	-	-	-	***Other Agriculture***	***8***
-	-	-	-	***Poultry Farming***	***9***
-	-	-	-	***Other Livestock***	***10***
-	-	-	-	***Forestry and Logging***	***11***
-	-	-	-	***Fishing and Aquaculture***	***12***
-	-	-	-	***Crude Oil and Natural Gas***	***13***
-	-	-	-	***Mining of Metal Ores***	***14***
-	-	-	-	***Quarrying of Stone, Sand and Clay***	***15***
-	-	-	-	***Other Mining and Quarrying***	***16***
-	-	-	-	***Processing and Preserving of Meat***	***17***
-	-	-	-	***Processing and Preserving of Seafood***	***18***
-	-	-	-	***Processing and Preserving of Fruits & Vegetables***	***19***
-	-	-	-	***Dairy Products***	***20***
-	-	-	-	***Vegetable & Animal Oils and Fats***	***21***
-	-	-	-	***Grain Mill Products, Starches and Starch Products***	***22***
-	-	-	-	***Bakery Products***	***23***
-	-	-	-	***Confectionery***	***24***
-	-	-	-	***Other Food Processing***	***25***
-	-	-	-	***Prepared Animal Feeds***	***26***
-	-	-	-	***Spirits, Wines and Liquors***	***27***
-	-	-	-	***Soft Drinks, Mineral Waters and Other Bottled Waters***	***28***
-	-	-	-	***Tobacco Products***	***29***
-	1,166	105	381	***Preparation, Spinning and Weaving of Textiles***	***30***
-	-	-	-	***Finishing of Textiles***	***31***
1,713	4,444	1,899	13	***Other Textiles***	***32***
1,325	3,317	681	280	***Wearing Apparel***	***33***
-	-	-	-	***Leather Products***	***34***
-	-	-	-	***Footwear***	***35***
-	-	-	-	***Sawmilling and Planning of Wood***	***36***
501	36,614	2,189	6	***Veneer Sheets and Wood-based Panels***	***37***
-	1,297	1,519	-	***Builders' Carpentry and Joinery***	***38***
463	20,372	10,270	79	***Wooden Containers and Other Wood Products***	***39***
3,985	43,295	30,519	688	***Paper and Paper Products***	***40***
401	11,354	2,751	365	***Furniture***	***41***
-	-	-	-	***Reproduction of Recorded Media***	***42***
16	5,392	4,892	7	***Printing***	***43***
4,118	55,787	8,496	1,311	***Coke and Refined Petroleum Products***	***44***
111,782	503,953	128,335	111,857	***Basic Chemicals***	***45***
33	-	-	-	***Fertilizers and Nitrogen Compounds***	***46***
1,976	13,812	39,201	526	***Paints and Varnishes***	***47***
-	-	-	1,237	***Pharmaceuticals, Medicinal Chemical and Botanical Products***	***48***
671	38,414	-	-	***Soaps & Detergents, Cleaning & Polishing, Perfumes and Toilet Preparations***	***49***
48,413	503,350	84,800	56,378	***Other Chemicals Products***	***50***
-	-	-	-	***Rubber Tyres and Tubes***	***51***
-	198	-	321	***Rubber Processing***	***52***
556	46	139	-	***Rubber Gloves***	***53***
6,794	27,621	1,700	-	***Other Rubber Products***	***54***
3,701	19,990	154,942	1,583	***Plastic Products***	***55***
5,281	678,342	61	4,814	***Glass and Glass Products***	***56***
384	13,666	20,754	-	***Refractory, Clay, Porcelain and Ceramic Products***	***57***
1	298	-	-	***Cement, Lime and Plaster***	***58***
576	11,950	-	-	***Non-Metallic Mineral Products***	***59***
90,772	1,058,413	16,927	36,164	***Basic Iron and Steel***	***60***
174,146	6,786,080	14,293	7,606	***Basic Precious and Other Non-Ferrous Metals***	***61***
152	23,724	-	2,239	***Casting of Metals***	***62***
848	1,178	1,960	45	***Structural Metal Products, Tanks, Reservoirs and Steam Generators***	***63***
50,950	1,537,004	111,809	75,102	***Other Fabricated Metal Products***	***64***

Jadual 14: Jadual Penggunaan Import pada Harga Asas, Komoditi mengikut Aktiviti (RM'000), 2020

Table 14: Imports Use Tables at Basic Prices, Commodity by Activity (RM'000), 2020

	Komoditi / Aktiviti	Komputer, Peranti, Mesin dan Kelengkapan Pejabat *Computers, Peripheral, Office Machinery and Equipment*	Motor Elektrik, Penjana dan Transformer *Electric Motors, Generators and Transformers*	Perkakasan Pengagihan & Pengawalan Elektrik, Bateri dan Akumulator *Electricity Distribution & Control Apparatus, Batteries and Accumulators*	Kabel Gentian Optikal, Elektronik dan Elektrik Lain *Fibre Optic, Electronic and Other Electric Cables*
		69	70	71	72
65	Enjin & Turbin, Alatan Kuasa Bendalir, Pam, Pemampat, Kepala Paip dan Injap Lain	-	14,061	-	-
66	Jentera Kegunaan Umum Lain	8,396	1,390	2,791	2,974
67	Senjata, Peluru dan Mesin bertujuan Khas	23,135	363	15,255	29
68	Perkakasan Domestik	-	-	-	-
69	Komputer, Peranti, Mesin dan Kelengkapan Pejabat	17,308	2,440	17,222	3,861
70	Motor Elektrik, Penjana dan Transformer	6,182	41,247	19,971	73
71	Perkakasan Pengagihan & Pengawalan Elektrik, Bateri dan Akumulator	264,446	8,858	258,757	22,590
72	Kabel Gentian Optikal, Elektronik dan Elektrik Lain	79	45,848	25,763	1,772
73	Alatan Pendawaian, Kelengkapan Pencahayaan Elektrik dan Elektrik Lain	85	379	4,435	63,070
74	Komponen dan Papan Elektronik	8,373,313	497,554	1,304,378	261,220
75	Peralatan Komunikasi dan Elektronik Pengguna	10,912	2,288	3,354	873
76	Peralatan Penyinaran, Perubatan Elektro dan Elektroterapeutik	-	3	-	-
77	Kelengkapan Mengukur, Menguji, Memandu Arah dan Kawalan	973	618	3,514	6,279
78	Instrumen Optikal, Alatan Fotografi, Media Magnetik dan Optikal	21,151	823	-	-
79	Jam Tangan dan Jam	-	-	-	-
80	Kenderaan Bermotor, Treler dan Semi Treler	35	97	27	12
81	Motosikal	-	-	-	-
82	Kapal, Bot, Basikal dan 'Invalid Carriages'	-	-	-	-
83	Kelengkapan Pengangkutan Lain	-	-	-	-
84	Pembuatan Lain	2,426	1,182	3,278	2,228
85	Pembaikan & Pemasangan Mesin dan Kelengkapan	10,876	2,773	7,221	5,527
86	Elektrik dan Gas	28	6	19	14
87	Air	6	1	4	2
88	Pembetungan, Pengurusan Sisa dan Aktiviti Pemulihan	-	-	-	-
89	Bangunan Kediaman	-	-	-	-
90	Bangunan Bukan Kediaman	-	-	-	-
91	Kejuruteraan Awam	-	-	-	-
92	Aktiviti Pembinaan Pertukangan Khas	-	-	-	-
93	Perdagangan Borong & Runcit, Pembaikan Kenderaan Bermotor dan Motosikal	-	-	-	-
94	Penginapan	-	-	-	-
95	Makanan dan Minuman	-	-	-	-
96	Pengangkutan Darat	31	4	10	11
97	Pengangkutan Air	349	40	109	123
98	Pengangkutan Udara	534	68	203	205
99	Penggudangan dan Aktiviti Sokongan untuk Pengangkutan	19	2	6	7
100	Perkhidmatan berkaitan Pengangkutan Air dan Udara	-	-	-	-
101	Perkhidmatan Operasi Lebuhraya, Jambatan dan Terowong	-	-	-	-
102	Perkhidmatan Pos dan Kurier	13	20	13	20
103	Aktiviti Penerbitan	-	-	-	-
104	Telekomunikasi	1,075	358	908	712
105	Aktiviti Wayang Gambar, Pemprograman dan Penyiaran	-	-	-	-
106	Perkhidmatan Komputer dan Maklumat	5,729	459	1,032	1,296
107	Perantaraan Kewangan	15,358	1,746	4,853	5,055
108	Perkhidmatan Kewangan Lain	-	-	-	-
109	Insurans/ Takaful dan Tabungan Pencen	3,829	1,233	4,422	3,717
110	Aktiviti Sokongan Perkhidmatan Kewangan dan Insurans/ Takaful	-	-	-	-
111	Hartanah	-	-	-	-
112	Pemilikan Kediaman	-	-	-	-
113	Sewaan dan Pajakan	127,068	665	201,305	18,559
114	Penyelidikan dan Pembangunan Saintifik	-	-	-	-
115	Profesional	13,316	9,056	43,999	39,676
116	Perkhidmatan Perniagaan	-	-	-	-
117	Pentadbiran Awam	-	-	-	-
118	Pendidikan	-	-	-	-
119	Kesihatan	-	-	-	-
120	Ketenteraman dan Keselamatan Awam	-	-	-	-
121	Pentadbiran Awam Lain	-	-	-	-
122	Institusi bukan Keuntungan yang Berkhidmat kepada Isi Rumah	-	-	-	-
123	Kesenian, Hiburan dan Rekreasi	-	-	-	-
124	Perkhidmatan Swasta Lain	-	-	-	-
	JUMLAH	**8,969,919**	**1,092,798**	**3,379,454**	**3,035,954**

Jadual 14: Jadual Penggunaan Import pada Harga Asas, Komoditi mengikut Aktiviti (RM'000), 2020

Table 14: Imports Use Tables at Basic Prices, Commodity by Activity (RM'000), 2020

Alatan Pendawaian, Kelengkapan Pencahayaan Elektrik dan Elektrik Lain *Wiring Devices, Electric Lighting and Other Electrical Equipment*	Komponen dan Papan Elektronik *Electronic Components and Boards*	Peralatan Komunikasi dan Elektronik Pengguna *Communication Equipment and Consumer Electronics*	Peralatan Penyinaran, Perubatan Elektro dan Elektroterapeutik *Irradiation, Electro Medical and Electrotherapeutic Equipment*	Activity / Commodity	
73	74	75	76		
-	3,889	8,275	-	***Engines & Turbines, Fluid Power Equipment, Other Pumps, Compressors, Taps and Valves***	***65***
3,312	54,935	13,691	1,665	***Other General Purpose Machinery***	***66***
1,740	206,493	3,758	-	***Weapons, Ammunition and Special Purpose Machinery***	***67***
-	-	-	-	***Domestic Appliances***	***68***
4,632	2,031,278	62,791	3,707	***Computers, Peripheral, Office Equipment and Machinery***	***69***
6,495	45,152	93,764	322	***Electric Motors, Generators and Transformers***	***70***
16,453	1,194,559	1,559,390	11,009	***Electricity Distribution & Control Apparatus, Batteries and Accumulators***	***71***
28,922	32,837	375,464	101	***Fibre Optic Cables, Electronic and Other Electric***	***72***
288,217	127,502	308,241	168	***Wiring Devices, Electric Lighting Equipment and Other Electrical***	***73***
439,061	34,618,063	14,762,394	297,105	***Electronic Components and Boards***	***74***
2,608	76,162	113,147	305	***Communication Equipment and Consumer Electronics***	***75***
-	-	-	262,568	***Irradiation Equipment, Electro Medical and Electrotherapeutic***	***76***
29,417	113,705	41,006	1,968	***Measuring Equipment, Testing, Navigating and Control***	***77***
-	2,028	92,468	-	***Optical Instruments, Photographic Equipment, Magnetic and Optical Media***	***78***
-	940	2,678	14	***Watches and Clocks***	***79***
14	968	60	7	***Motor Vehicles, Trailers and Semi Trailers***	***80***
-	-	-	-	***Motorcycles***	***81***
-	-	-	-	***Ships, Boats, Bicycles and Invalid Carriages***	***82***
-	-	-	-	***Other Transport Equipment***	***83***
2,000	21,292	15,420	941	***Other Manufacturing***	***84***
4,410	178,743	20,461	2,286	***Repair & Installation of Machinery and Equipment***	***85***
6	266	23	8	***Electricity and Gas***	***86***
2	46	4	1	***Water***	***87***
-	-	-	-	***Sewerage, Waste Management and Remediation Activities***	***88***
-	-	-	-	***Residential Buildings***	***89***
-	-	-	-	***Non-Residential Buildings***	***90***
-	-	-	-	***Civil Engineering***	***91***
-	-	-	-	***Specialised Construction Activities***	***92***
-	-	-	-	***Wholesale & Retail Trade, Repair of Motor Vehicles and Motorcycles***	***93***
-	-	-	-	***Accommodation***	***94***
-	-	-	-	***Food and Beverage***	***95***
5	173	77	3	***Land Transport***	***96***
54	1,884	770	29	***Water Transport***	***97***
120	2,964	1,233	60	***Air Transport***	***98***
3	106	44	2	***Warehousing and Support Activities for Transportation***	***99***
-	-	-	-	***Services Incidental to Water and Air Transportation***	***100***
-	-	-	-	***Highway Operation Services, Bridge and Tunnel***	***101***
20	354	92	5	***Postal and Courier Activities***	***102***
-	-	-	-	***Publishing Activities***	***103***
783	6,422	2,981	245	***Telecommunications***	***104***
-	-	-	-	***Motion Picture, Programming and Broadcasting Activities***	***105***
789	8,257	19,403	138	***Computer and Information Services***	***106***
2,265	83,349	33,705	1,361	***Monetary Intermediation***	***107***
-	-	-	-	***Other Financial Service***	***108***
4,638	30,817	19,326	3,681	***Insurance/ Takaful and Pension Funding***	***109***
-	-	-	-	***Activities Auxiliary to Financial Service and Insurance/ Takaful***	***110***
-	-	-	-	***Real Estate***	***111***
-	-	-	-	***Ownership of Dwellings***	***112***
3,286	89,364	625,608	72,052	***Rental and Leasing***	***113***
-	-	-	-	***Scientific Research and Development***	***114***
33,216	600,792	150,955	23,081	***Professional***	***115***
-	-	-	-	***Business Services***	***116***
-	-	-	-	***Public Administration***	***117***
-	-	-	-	***Education***	***118***
-	-	-	-	***Health***	***119***
-	-	-	-	***Public Order and Safety***	***120***
-	-	-	-	***Other Public Administration***	***121***
-	-	-	-	***Non-Profit Institutions Serving Households***	***122***
-	-	-	-	***Arts, Entertainment and Recreation***	***123***
-	-	-	-	***Other Private Services***	***124***
1,382,029	**50,934,416**	**18,965,472**	**983,836**	***TOTAL***	

Jadual 14: Jadual Penggunaan Import pada Harga Asas, Komoditi mengikut Aktiviti (RM'000), 2020

Table 14: Imports Use Tables at Basic Prices, Commodity by Activity (RM'000), 2020

	Komoditi / Aktiviti	Kelengkapan Mengukur, Menguji,Memandu Arah dan Kawalan *Measuring, Testing, Navigating and Control Equipment*	Instrumen Optikalal, Alatan Fotografi, Media Magnetik dan Optikal *Optical Instruments, Photographic Equipment, Magnetic and Optical Media*	Jam Tangan dan Jam *Watches and Clocks*	Kenderaan Bermotor, Treler dan Semi Treler *Motor Vehicles, Trailers and Semi Trailers*
		77	78	79	80
1	Padi	-	-	-	-
2	Tanaman Makanan	-	-	-	-
3	Sayur-sayuran	-	-	-	-
4	Buah-buahan	-	-	-	-
5	Getah	-	-	-	-
6	Kelapa Sawit	-	-	-	-
7	Tanaman Bunga	-	-	-	-
8	Pertanian Lain	-	-	-	-
9	Ternakan Ayam dan Itik	-	-	-	-
10	Ternakan Lain	-	-	-	-
11	Perhutanan dan Pembalakan	-	-	-	-
12	Perikanan dan Akuakultur	-	-	-	-
13	Minyak Mentah dan Gas Asli	-	-	-	-
14	Perlombongan Bijih Besi	-	-	-	-
15	Pengkuarian Batu, Pasir dan Tanah Liat	-	-	-	-
16	Perlombongan dan Pengkuarian Lain	-	-	-	-
17	Pemprosesan dan Pengawetan Daging	-	-	-	-
18	Pemprosesan dan Pengawetan Makanan Laut	-	-	-	-
19	Pemprosesan dan Pengawetan Buah-buahan & Sayur-sayuran	-	-	-	-
20	Produk Tenusu	-	-	-	-
21	Minyak & Lemak Sayuran dan Haiwan	-	-	-	-
22	Produk Bijian, Kanji dan Produk Berkanji	-	-	-	-
23	Produk Bakeri	-	-	-	-
24	Manisan	-	-	-	-
25	Prosesan Makanan Lain	-	-	-	-
26	Makanan Haiwan Tersedia	-	-	-	-
27	Spirit, Wain dan Minuman Keras	-	-	-	-
28	Minuman Ringan, Air Mineral dan Minuman Lain yang Dibotolkan	-	-	-	-
29	Produk Tembakau	-	-	-	-
30	Penyediaan, Pemintalan dan Penenunan Tekstil	16	25	-	27,458
31	Penyiapan Akhir Tekstil	-	-	-	-
32	Tekstil Lain	88	54	28	2,378
33	Pakaian	235	110	18	1,054
34	Produk Kulit	-	332	-	106,657
35	Kasut	-	-	-	14
36	Pengilangan dan Pengetaman Kayu	-	-	-	714
37	Kepingan Venier dan Panel berasaskan Kayu	132	16	103	1,693
38	Pertukangan Kayu dan Tanggam untuk Jurubina	-	-	-	55
39	Bekas Kayu dan Produk Kayu Lain	52	-	11	233
40	Kertas dan Produk Kertas	929	507	101	22,849
41	Perabot	456	125	98	16,968
42	Penerbitan Semula Media Rakaman	-	-	-	-
43	Percetakan	10	5	10	86
44	Kok dan Produk Petroleum Bertapis	4,218	1,914	415	14,230
45	Kimia Asas	1,601	1,112	61	31,292
46	Baja dan Sebatian Nitrogen	-	-	-	-
47	Cat dan Varnis	306	898	-	18,740
48	Produk Farmaseutikal, Kimia Perubatan dan Botani	-	-	-	1,108
49	Sabun & Bahan Pencuci, Pencuci dan Pengilat, Pewangi dan Dandanan Diri	-	-	-	662
50	Produk Kimia Lain	10,884	8,771	-	32,583
51	Tayar dan Tiub Getah	-	-	-	20,096
52	Prosesan Getah	-	-	-	148
53	Sarung Tangan Getah	1	-	6	64,227
54	Produk Getah Lain	12	-	79	784,878
55	Produk Plastik	2,836	13	1,634	46,108
56	Kaca dan Produk Kaca	65	12,078	5,388	852
57	Produk Refraktori, Tanah Liat, Porselin dan Seramik	-	-	-	433
58	Simen, Kapur dan Plaster	55	-	-	-
59	Produk Mineral bukan Logam	-	-	82	460
60	Besi dan Keluli Asas	112,263	1,294	1,707	648,351
61	Logam Asas Berharga dan Logam bukan Ferus Lain	207,922	6,503	14,064	794,699
62	Pengacuan Logam	1,262	-	20	6,241
63	Produk Struktur Logam, Tangki, Takungan dan Penjana Wap	148	9	1	3,666
64	Produk Logam Lain yang Direka	37,555	576	11,660	434,321

Jadual 14: Jadual Penggunaan Import pada Harga Asas, Komoditi mengikut Aktiviti (RM'000), 2020

Table 14: Imports Use Tables at Basic Prices, Commodity by Activity (RM'000), 2020

Motosikal *Motorcycles*	Kapal, Bot, Basikal dan *Invalid Carriages* *Ships, Boats, Bicycles and Invalid Carriages*	Kelengkapan Pengangkutan Lain *Other Transport Equipment*	Pembuatan Lain *Other Manufacturing*	*Activity* / *Commodity*	
81	82	83	84		
-	-	-	-	*Paddy*	1
-	-	-	-	*Food Crops*	2
-	-	-	-	*Vegetables*	3
-	-	-	-	*Fruits*	4
-	-	-	-	*Rubber*	5
-	-	-	-	*Oil Palm*	6
-	-	-	-	*Flower Plants*	7
-	-	-	-	*Other Agriculture*	8
-	-	-	-	*Poultry Farming*	9
-	-	-	-	*Other Livestock*	10
-	-	-	-	*Forestry and Logging*	11
-	-	-	-	*Fishing and Aquaculture*	12
-	-	-	-	*Crude Oil and Natural Gas*	13
-	-	-	287,837	*Mining of Metal Ores*	14
-	-	-	-	*Quarrying of Stone, Sand and Clay*	15
-	-	-	101,889	*Other Mining and Quarrying*	16
-	-	-	-	*Processing and Preserving of Meat*	17
-	-	-	-	*Processing and Preserving of Seafood*	18
-	-	-	-	*Processing and Preserving of Fruits & Vegetables*	19
-	-	-	-	*Dairy Products*	20
-	-	-	-	*Vegetable & Animal Oils and Fats*	21
-	-	-	-	*Grain Mill Products, Starches and Starch Products*	22
-	-	-	-	*Bakery Products*	23
-	-	-	-	*Confectionery*	24
-	-	-	-	*Other Food Processing*	25
-	-	-	-	*Prepared Animal Feeds*	26
-	-	-	-	*Spirits, Wines and Liquors*	27
-	-	-	-	*Soft Drinks, Mineral Waters and Other Bottled Waters*	28
-	-	-	-	*Tobacco Products*	29
148	46	-	3,117	*Preparation, Spinning and Weaving of Textiles*	30
-	-	-	-	*Finishing of Textiles*	31
41	2,957	3,885	11,769	*Other Textiles*	32
21	363	51	196	*Wearing Apparel*	33
1,380	-	-	1,741	*Leather Products*	34
-	21	-	36	*Footwear*	35
-	5,655	801	1,379	*Sawmilling and Planning of Wood*	36
148	1,073	296	1,133	*Veneer Sheets and Wood-based Panels*	37
-	-	18	1	*Builders' Carpentry and Joinery*	38
228	51	128	474	*Wooden Containers and Other Wood Products*	39
2,820	1,547	1,194	12,883	*Paper and Paper Products*	40
44	1,217	471	567	*Furniture*	41
-	-	-	-	*Reproduction of Recorded Media*	42
3	70	12	2,241	*Printing*	43
1,017	10,061	4,286	37,067	*Coke and Refined Petroleum Products*	44
642	26,687	16,336	90,004	*Basic Chemicals*	45
-	-	-	1,236	*Fertilizers and Nitrogen Compounds*	46
487	15,002	5,715	7,929	*Paints and Varnishes*	47
-	-	-	22,402	*Pharmaceuticals, Medicinal Chemical and Botanical Products*	48
-	34	-	4,525	*Soaps & Detergents, Cleaning & Polishing, Perfumes and Toilet Preparations*	49
768	2,330	11,278	117,208	*Other Chemicals Products*	50
1	17,795	58,848	322	*Rubber Tyres and Tubes*	51
-	272	-	1,187	*Rubber Processing*	52
125	30	3,734	222	*Rubber Gloves*	53
1,531	166	45,636	2,009	*Other Rubber Products*	54
117	910	1,816	5,707	*Plastic Products*	55
-	2,398	633	1,545	*Glass and Glass Products*	56
-	-	-	523	*Refractory, Clay, Porcelain and Ceramic Products*	57
-	-	-	77	*Cement, Lime and Plaster*	58
-	827	-	596	*Non-Metallic Mineral Products*	59
91,213	273,148	39,352	18,459	*Basic Iron and Steel*	60
24,246	54,204	71,162	2,263,200	*Basic Precious and Other Non-Ferrous Metals*	61
11	5	144	559	*Casting of Metals*	62
85	2,211	579	117	*Structural Metal Products, Tanks, Reservoirs and Steam Generators*	63
25,921	90,882	110,123	36,938	*Other Fabricated Metal Products*	64

Jadual 14: Jadual Penggunaan Import pada Harga Asas, Komoditi mengikut Aktiviti (RM'000), 2020

Table 14: Imports Use Tables at Basic Prices, Commodity by Activity (RM'000), 2020

	Komoditi / Aktiviti	Kelengkapan Mengukur, Menguji,Memandu Arah dan Kawalan *Measuring, Testing, Navigating and Control Equipment*	Instrumen Optikalal, Alatan Fotografi, Media Magnetik dan Optikal *Optical Instruments, Photographic Equipment, Magnetic and Optical Media*	Jam Tangan dan Jam *Watches and Clocks*	Kenderaan Bermotor, Treler dan Semi Treler *Motor Vehicles, Trailers and Semi Trailers*
		77	78	79	80
65	Enjin & Turbin, Alatan Kuasa Bendalir, Pam, Pemampat, Kepala Paip dan Injap Lain	-	-	-	132,137
66	Jentera Kegunaan Umum Lain	2,171	583	489	24,657
67	Senjata, Peluru dan Mesin bertujuan Khas	16,276	1,668	-	447,407
68	Perkakasan Domestik	-	-	-	-
69	Komputer, Peranti, Mesin dan Kelengkapan Pejabat	660	638	554	26,730
70	Motor Elektrik, Penjana dan Transformer	5,343	-	-	39,484
71	Perkakasan Pengagihan & Pengawalan Elektrik, Bateri dan Akumulator	101,447	-	-	13,378
72	Kabel Gentian Optikal, Elektronik dan Elektrik Lain	16,584	298	-	12,531
73	Alatan Pendawaian, Kelengkapan Pencahayaan Elektrik dan Elektrik Lain	284	-	990	8,872
74	Komponen dan Papan Elektronik	751,764	540,033	76,247	1,209,714
75	Peralatan Komunikasi dan Elektronik Pengguna	3,326	9	2	3,894
76	Peralatan Penyinaran, Perubatan Elektro dan Elektroterapeutik	-	-	-	20,479
77	Kelengkapan Mengukur, Menguji, Memandu Arah dan Kawalan	131,491	-	-	1,973
78	Instrumen Optikal, Alatan Fotografi, Media Magnetik dan Optikal	-	55,345	127	162
79	Jam Tangan dan Jam	-	-	113,948	-
80	Kenderaan Bermotor, Treler dan Semi Treler	11	3	3	10,231
81	Motosikal	-	-	-	-
82	Kapal, Bot, Basikal dan 'Invalid Carriages'	-	-	-	-
83	Kelengkapan Pengangkutan Lain	-	-	-	-
84	Pembuatan Lain	1,234	596	1,237	10,999
85	Pembaikan & Pemasangan Mesin dan Kelengkapan	5,342	1,228	2,092	30,152
86	Elektrik dan Gas	9	5	2	36
87	Air	1	1	-	7
88	Pembetungan, Pengurusan Sisa dan Aktiviti Pemulihan	-	-	-	-
89	Bangunan Kediaman	-	-	-	-
90	Bangunan Bukan Kediaman	-	-	-	-
91	Kejuruteraan Awam	-	-	-	-
92	Aktiviti Pembinaan Pertukangan Khas	-	-	-	-
93	Perdagangan Borong & Runcit, Pembaikan Kenderaan Bermotor dan Motosikal	-	-	-	-
94	Penginapan	-	-	-	-
95	Makanan dan Minuman	-	-	-	-
96	Pengangkutan Darat	7	3	1	48
97	Pengangkutan Air	57	29	7	522
98	Pengangkutan Udara	137	46	11	864
99	Penggudangan dan Aktiviti Sokongan untuk Pengangkutan	4	2	-	30
100	Perkhidmatan berkaitan Pengangkutan Air dan Udara	-	-	-	-
101	Perkhidmatan Operasi Lebuhraya, Jambatan dan Terowong	-	-	-	-
102	Perkhidmatan Pos dan Kurier	20	2	1	45
103	Aktiviti Penerbitan	-	-	-	-
104	Telekomunikasi	1,104	149	37	2,207
105	Aktiviti Wayang Gambar, Pemprograman dan Penyiaran	-	-	-	-
106	Perkhidmatan Komputer dan Maklumat	1,517	547	40	19,305
107	Perantaraan Kewangan	2,601	1,223	329	19,953
108	Perkhidmatan Kewangan Lain	-	-	-	-
109	Insurans/ Takaful dan Tabungan Pencen	4,099	598	818	13,648
110	Aktiviti Sokongan Perkhidmatan Kewangan dan Insurans/ Takaful	-	-	-	-
111	Hartanah	-	-	-	-
112	Pemilikan Kediaman	-	-	-	-
113	Sewaan dan Pajakan	125,201	29,131	-	141,036
114	Penyelidikan dan Pembangunan Saintifik	-	-	-	-
115	Profesional	76,230	7,432	8,911	222,525
116	Perkhidmatan Perniagaan	-	-	-	-
117	Pentadbiran Awam	-	-	-	-
118	Pendidikan	-	-	-	-
119	Kesihatan	-	-	-	-
120	Ketenteraman dan Keselamatan Awam	-	-	-	-
121	Pentadbiran Awam Lain	-	-	-	-
122	Institusi bukan Keuntungan yang Berkhidmat kepada Isi Rumah	-	-	-	-
123	Kesenian, Hiburan dan Rekreasi	-	-	-	-
124	Perkhidmatan Swasta Lain	-	-	-	-
	JUMLAH	1,627,968	673,908	241,336	5,496,280

Jadual 14: Jadual Penggunaan Import pada Harga Asas, Komoditi mengikut Aktiviti (RM'000), 2020

Table 14: Imports Use Tables at Basic Prices, Commodity by Activity (RM'000), 2020

Motosikal *Motorcycles*	Kapal, Bot, Basikal dan *Invalid Carriages* *Ships, Boats, Bicycles and Invalid Carriages*	Kelengkapan Pengangkutan Lain *Other Transport Equipment*	Pembuatan Lain *Other Manufacturing*	*Activity* / *Commodity*	
81	82	83	84		
102,760	1,197,293	196,585	10,510	*Engines & Turbines, Fluid Power Equipment, Other Pumps, Compressors, Taps and Valves*	65
225	1,643	2,182	2,476	*Other General Purpose Machinery*	66
215	97,615	7,752	7,059	*Weapons, Ammunition and Special Purpose Machinery*	67
-	-	-	-	*Domestic Appliances*	68
690	9,083	3,726	3,563	*Computers, Peripheral, Office Equipment and Machinery*	69
582	813	-	1,110	*Electric Motors, Generators and Transformers*	70
932	51,343	-	2,488	*Electricity Distribution & Control Apparatus, Batteries and Accumulators*	71
90	57	-	433	*Fibre Optic Cables, Electronic and Other Electric*	72
-	13,852	-	172	*Wiring Devices, Electric Lighting Equipment and Other Electrical*	73
1,756	74,727	492,320	128,590	*Electronic Components and Boards*	74
80	1,807	105	395	*Communication Equipment and Consumer Electronics*	75
-	-	-	3,657	*Irradiation Equipment, Electro Medical and Electrotherapeutic*	76
-	13,769	156	32,117	*Measuring Equipment, Testing, Navigating and Control*	77
-	-	-	1,586	*Optical Instruments, Photographic Equipment, Magnetic and Optical Media*	78
-	-	-	58	*Watches and Clocks*	79
326	3,845	685	40	*Motor Vehicles, Trailers and Semi Trailers*	80
-	-	-	-	*Motorcycles*	81
-	-	-	-	*Ships, Boats, Bicycles and Invalid Carriages*	82
-	-	-	-	*Other Transport Equipment*	83
447	9,012	1,527	174,457	*Other Manufacturing*	84
887	6,617	6,018	5,466	*Repair & Installation of Machinery and Equipment*	85
2	10	4	11	*Electricity and Gas*	86
-	3	1	2	*Water*	87
-	-	-	-	*Sewerage, Waste Management and Remediation Activities*	88
-	-	-	-	*Residential Buildings*	89
-	-	-	-	*Non-Residential Buildings*	90
-	-	-	-	*Civil Engineering*	91
-	-	-	-	*Specialised Construction Activities*	92
-	-	-	-	*Wholesale & Retail Trade, Repair of Motor Vehicles and Motorcycles*	93
-	-	-	-	*Accommodation*	94
-	-	-	-	*Food and Beverage*	95
1	12	6	8	*Land Transport*	96
13	127	62	79	*Water Transport*	97
26	225	119	151	*Air Transport*	98
1	8	4	11	*Warehousing and Support Activities for Transportation*	99
-	-	-	-	*Services Incidental to Water and Air Transportation*	100
-	-	-	-	*Highway Operation Services, Bridge and Tunnel*	101
3	34	4	22	*Postal and Courier Activities*	102
-	-	-	-	*Publishing Activities*	103
109	807	182	887	*Telecommunications*	104
-	-	-	-	*Motion Picture, Programming and Broadcasting Activities*	105
207	1,146	1,884	1,232	*Computer and Information Services*	106
577	6,368	2,558	3,666	*Monetary Intermediation*	107
-	-	-	-	*Other Financial Service*	108
758	7,091	4,295	5,299	*Insurance/ Takaful and Pension Funding*	109
-	-	-	-	*Activities Auxiliary to Financial Service and Insurance/ Takaful*	110
-	-	-	-	*Real Estate*	111
-	-	-	-	*Ownership of Dwellings*	112
12,031	195	2,004	17,566	*Rental and Leasing*	113
-	-	-	-	*Scientific Research and Development*	114
5,988	423,457	24,337	46,834	*Professional*	115
-	-	-	-	*Business Services*	116
-	-	-	-	*Public Administration*	117
-	-	-	-	*Education*	118
-	-	-	-	*Health*	119
-	-	-	-	*Public Order and Safety*	120
-	-	-	-	*Other Public Administration*	121
-	-	-	-	*Non-Profit Institutions Serving Households*	122
-	-	-	-	*Arts, Entertainment and Recreation*	123
-	-	-	-	*Other Private Services*	124
279,702	**2,430,916**	**1,123,016**	**3,487,041**	*TOTAL*	

Jadual 14: Jadual Penggunaan Import pada Harga Asas, Komoditi mengikut Aktiviti (RM'000), 2020

Table 14: Imports Use Tables at Basic Prices, Commodity by Activity (RM'000), 2020

	Komoditi \ Aktiviti	Pembaikan & Pemasangan Mesin dan Kelengkapan *Repair & Installation of Machinery and Equipment*	Elektrik dan Gas *Electricity and Gas*	Wap, Pendingin Udara, Penakungan, Perawatan dan Bekalan Air *Steam, Air Conditioning, Water Collection, Treatment and Supply*	Pembetungan, Pengurusan Sisa dan Aktiviti Pemulihan *Sewerage, Waste Management and Remediation Activities*
		85	86	87	88
1	Padi	-	-	-	-
2	Tanaman Makanan	-	-	-	-
3	Sayur-sayuran	-	-	-	-
4	Buah-buahan	-	-	-	-
5	Getah	-	-	-	-
6	Kelapa Sawit	-	-	-	-
7	Tanaman Bunga	-	-	-	-
8	Pertanian Lain	-	-	-	-
9	Ternakan Ayam dan Itik	-	-	-	-
10	Ternakan Lain	-	-	-	-
11	Perhutanan dan Pembalakan	-	-	-	-
12	Perikanan dan Akuakultur	-	-	-	-
13	Minyak Mentah dan Gas Asli	-	-	-	-
14	Perlombongan Bijih Besi	-	-	-	-
15	Pengkuarian Batu, Pasir dan Tanah Liat	-	-	-	-
16	Perlombongan dan Pengkuarian Lain	-	8,306,292	-	-
17	Pemprosesan dan Pengawetan Daging	-	-	-	-
18	Pemprosesan dan Pengawetan Makanan Laut	-	-	-	-
19	Pemprosesan dan Pengawetan Buah-buahan & Sayur-sayuran	-	-	-	-
20	Produk Tenusu	-	-	-	-
21	Minyak & Lemak Sayuran dan Haiwan	-	-	-	-
22	Produk Bijian, Kanji dan Produk Berkanji	-	-	-	-
23	Produk Bakeri	-	-	-	-
24	Manisan	1	-	-	-
25	Prosesan Makanan Lain	-	-	-	-
26	Makanan Haiwan Tersedia	-	-	-	-
27	Spirit, Wain dan Minuman Keras	-	-	-	-
28	Minuman Ringan, Air Mineral dan Minuman Lain yang Dibotolkan	-	-	-	-
29	Produk Tembakau	-	-	-	-
30	Penyediaan, Pemintalan dan Penenunan Tekstil	667	-	-	-
31	Penyiapan Akhir Tekstil	-	-	-	-
32	Tekstil Lain	31,746	-	-	-
33	Pakaian	554	209	407	98
34	Produk Kulit	294	-	-	-
35	Kasut	-	-	-	-
36	Pengilangan dan Pengetaman Kayu	328	-	-	-
37	Kepingan Venier dan Panel berasaskan Kayu	5,063	-	-	-
38	Pertukangan Kayu dan Tanggam untuk Jurubina	58	-	-	-
39	Bekas Kayu dan Produk Kayu Lain	742	-	-	-
40	Kertas dan Produk Kertas	11,434	1,044	-	-
41	Perabot	1,614	-	-	-
42	Penerbitan Semula Media Rakaman	-	-	-	-
43	Percetakan	4	3	1	1
44	Kok dan Produk Petroleum Bertapis	13,252	643,381	4,803	21,184
45	Kimia Asas	30,081	3,045	-	-
46	Baja dan Sebatian Nitrogen	189	-	-	-
47	Cat dan Varnis	7,376	-	-	-
48	Produk Farmaseutikal, Kimia Perubatan dan Botani	-	-	-	-
49	Sabun & Bahan Pencuci, Pencuci dan Pengilat, Pewangi dan Dandanan Diri	73	-	-	-
50	Produk Kimia Lain	11,216	-	-	-
51	Tayar dan Tiub Getah	282	-	-	-
52	Prosesan Getah	411	-	-	-
53	Sarung Tangan Getah	40	-	-	-
54	Produk Getah Lain	191	-	-	-
55	Produk Plastik	13,946	3,625	-	-
56	Kaca dan Produk Kaca	631	-	-	-
57	Produk Refraktori, Tanah Liat, Porselin dan Seramik	79	-	-	-
58	Simen, Kapur dan Plaster	10	-	-	-
59	Produk Mineral bukan Logam	416	-	-	-
60	Besi dan Keluli Asas	271,736	-	-	-
61	Logam Asas Berharga dan Logam bukan Ferus Lain	100,237	-	-	-
62	Pengacuan Logam	8,805	-	-	-
63	Produk Struktur Logam, Tangki, Takungan dan Penjana Wap	1,662	-	-	-
64	Produk Logam Lain yang Direka	241,148	148	-	-

Jadual 14: Jadual Penggunaan Import pada Harga Asas, Komoditi mengikut Aktiviti (RM'000), 2020

Table 14: Imports Use Tables at Basic Prices, Commodity by Activity (RM'000), 2020

Bangunan Kediaman *Residential Buildings*	Bangunan Bukan Kediaman *Non-Residential Buildings*	Kejuruteraan Awam *Civil Engineering*	Aktiviti Pembinaan Pertukangan Khas *Specialized Construction Activities*	Activity / Commodity	
89	90	91	92		
-	-	-	-	Paddy	1
-	-	-	-	Food Crops	2
-	-	-	-	Vegetables	3
-	-	-	-	Fruits	4
-	-	-	-	Rubber	5
-	-	-	-	Oil Palm	6
-	-	-	-	Flower Plants	7
-	-	-	-	Other Agriculture	8
-	-	-	-	Poultry Farming	9
-	-	-	-	Other Livestock	10
-	-	-	-	Forestry and Logging	11
-	-	-	-	Fishing and Aquaculture	12
-	-	311,441	-	Crude Oil and Natural Gas	13
-	-	-	-	Mining of Metal Ores	14
105,543	96,915	145,129	37,357	Quarrying of Stone, Sand and Clay	15
-	-	-	-	Other Mining and Quarrying	16
-	-	-	-	Processing and Preserving of Meat	17
-	-	-	-	Processing and Preserving of Seafood	18
-	-	-	-	Processing and Preserving of Fruits & Vegetables	19
-	-	-	-	Dairy Products	20
-	-	-	-	Vegetable & Animal Oils and Fats	21
-	-	-	-	Grain Mill Products, Starches and Starch Products	22
-	-	-	-	Bakery Products	23
-	-	-	-	Confectionery	24
-	-	-	-	Other Food Processing	25
-	-	-	-	Prepared Animal Feeds	26
-	-	-	-	Spirits, Wines and Liquors	27
-	-	-	-	Soft Drinks, Mineral Waters and Other Bottled Waters	28
-	-	-	-	Tobacco Products	29
-	-	-	-	Preparation, Spinning and Weaving of Textiles	30
-	-	-	-	Finishing of Textiles	31
-	-	-	-	Other Textiles	32
1,134	943	1,743	1,535	Wearing Apparel	33
-	-	-	-	Leather Products	34
-	-	-	-	Footwear	35
-	-	-	-	Sawmilling and Planning of Wood	36
336,822	257,060	98,390	118,033	Veneer Sheets and Wood-based Panels	37
38,010	29,453	16,233	6,780	Builders' Carpentry and Joinery	38
-	-	-	-	Wooden Containers and Other Wood Products	39
-	-	-	-	Paper and Paper Products	40
-	-	-	-	Furniture	41
-	-	-	-	Reproduction of Recorded Media	42
5	5	9	7	Printing	43
141,075	139,848	479,917	130,679	Coke and Refined Petroleum Products	44
90,999	84,910	219,369	516,188	Basic Chemicals	45
-	-	-	-	Fertilizers and Nitrogen Compounds	46
98,702	97,377	65,322	195,468	Paints and Varnishes	47
-	-	-	-	Pharmaceuticals, Medicinal Chemical and Botanical Products	48
-	-	-	-	Soaps & Detergents, Cleaning & Polishing, Perfumes and Toilet Preparations	49
-	-	-	-	Other Chemicals Products	50
-	-	-	-	Rubber Tyres and Tubes	51
-	-	-	-	Rubber Processing	52
-	-	-	-	Rubber Gloves	53
-	-	-	-	Other Rubber Products	54
208,812	29,207	91,599	117,868	Plastic Products	55
45,731	53,559	15,390	104,641	Glass and Glass Products	56
161,573	157,526	176,709	293,122	Refractory, Clay, Porcelain and Ceramic Products	57
79,701	85,384	46,490	24,381	Cement, Lime and Plaster	58
668,889	656,073	767,611	281,518	Non-Metallic Mineral Products	59
1,293,668	1,549,625	2,182,648	800,970	Basic Iron and Steel	60
254,559	351,664	441,317	1,043,890	Basic Precious and Other Non-Ferrous Metals	61
30,375	34,329	407,307	76,817	Casting of Metals	62
2,810	3,235	8,697	2,215	Structural Metal Products, Tanks, Reservoirs and Steam Generators	63
304,582	356,413	522,170	214,128	Other Fabricated Metal Products	64

Jadual 14: Jadual Penggunaan Import pada Harga Asas, Komoditi mengikut Aktiviti (RM'000), 2020

Table 14: Imports Use Tables at Basic Prices, Commodity by Activity (RM'000), 2020

	Komoditi / Aktiviti	Pembaikan & Pemasangan Mesin dan Kelengkapan *Repair & Installation of Machinery and Equipment*	Elektrik dan Gas *Electricity and Gas*	Wap, Pendingin Udara, Penakungan, Perawatan dan Bekalan Air *Steam, Air Conditioning, Water Collection, Treatment and Supply*	Pembetungan, Pengurusan Sisa dan Aktiviti Pemulihan *Sewerage, Waste Management and Remediation Activities*
		85	86	87	88
65	Enjin & Turbin, Alatan Kuasa Bendalir, Pam, Pemampat, Kepala Paip dan Injap Lain	18,416	-	344,966	136,032
66	Jentera Kegunaan Umum Lain	12,626	-	-	-
67	Senjata, Peluru dan Mesin bertujuan Khas	26,096	22,216	-	-
68	Perkakasan Domestik	-	-	-	-
69	Komputer, Peranti, Mesin dan Kelengkapan Pejabat	4,228	-	-	-
70	Motor Elektrik, Penjana dan Transformer	154,207	125,239	-	-
71	Perkakasan Pengagihan & Pengawalan Elektrik, Bateri dan Akumulator	18,517	-	-	-
72	Kabel Gentian Optikal, Elektronik dan Elektrik Lain	52,827	-	-	-
73	Alatan Pendawaian, Kelengkapan Pencahayaan Elektrik dan Elektrik Lain	1,403	-	-	-
74	Komponen dan Papan Elektronik	365,842	-	-	-
75	Peralatan Komunikasi dan Elektronik Pengguna	1,807	6,113	-	-
76	Peralatan Penyinaran, Perubatan Elektro dan Elektroterapeutik	-	-	-	-
77	Kelengkapan Mengukur, Menguji, Memandu Arah dan Kawalan	7,490	-	-	-
78	Instrumen Optikal, Alatan Fotografi, Media Magnetik dan Optikal	261	-	-	-
79	Jam Tangan dan Jam	-	-	-	-
80	Kenderaan Bermotor, Treler dan Semi Treler	116	47	2	3
81	Motosikal	-	-	-	-
82	Kapal, Bot, Basikal dan 'Invalid Carriages'	-	-	-	-
83	Kelengkapan Pengangkutan Lain	-	-	-	-
84	Pembuatan Lain	6,135	4,815	3,351	6,530
85	Pembaikan & Pemasangan Mesin dan Kelengkapan	113,837	-	-	-
86	Elektrik dan Gas	17	106	60	15
87	Air	6	52	198	3
88	Pembetungan, Pengurusan Sisa dan Aktiviti Pemulihan	-	-	-	-
89	Bangunan Kediaman	-	-	-	-
90	Bangunan Bukan Kediaman	-	-	-	-
91	Kejuruteraan Awam	-	-	-	-
92	Aktiviti Pembinaan Pertukangan Khas	-	-	-	-
93	Perdagangan Borong & Runcit, Pembaikan Kenderaan Bermotor dan Motosikal	-	-	-	-
94	Penginapan	-	-	-	-
95	Makanan dan Minuman	-	-	-	-
96	Pengangkutan Darat	9	21	5	6
97	Pengangkutan Air	88	239	54	72
98	Pengangkutan Udara	173	380	87	114
99	Penggudangan dan Aktiviti Sokongan untuk Pengangkutan	5	13	3	4
100	Perkhidmatan berkaitan Pengangkutan Air dan Udara	-	-	-	-
101	Perkhidmatan Operasi Lebuhraya, Jambatan dan Terowong	-	-	-	-
102	Perkhidmatan Pos dan Kurier	61	42	6	15
103	Aktiviti Penerbitan	-	2,189	-	-
104	Telekomunikasi	2,422	3,171	1,332	700
105	Aktiviti Wayang Gambar, Pemprograman dan Penyiaran	-	-	-	-
106	Perkhidmatan Komputer dan Maklumat	1,670	38,424	4,697	208
107	Perantaraan Kewangan	3,723	24,274	3,253	4,035
108	Perkhidmatan Kewangan Lain	-	-	-	-
109	Insurans/ Takaful dan Tabungan Pencen	13,508	20,266	3,849	2,332
110	Aktiviti Sokongan Perkhidmatan Kewangan dan Insurans/ Takaful	-	-	-	-
111	Hartanah	-	-	-	-
112	Pemilikan Kediaman	-	-	-	-
113	Sewaan dan Pajakan	36,380	5	46,869	32,001
114	Penyelidikan dan Pembangunan Saintifik	-	-	-	-
115	Profesional	104,693	209,112	52,332	85,685
116	Perkhidmatan Perniagaan	-	-	-	-
117	Pentadbiran Awam	-	-	-	-
118	Pendidikan	-	-	-	-
119	Kesihatan	-	-	-	-
120	Ketenteraman dan Keselamatan Awam	-	-	-	-
121	Pentadbiran Awam Lain	-	-	-	-
122	Institusi bukan Keuntungan yang Berkhidmat kepada Isi Rumah	-	-	-	-
123	Kesenian, Hiburan dan Rekreasi	-	-	-	-
124	Perkhidmatan Swasta Lain	-	-	-	-
	JUMLAH	**1,700,849**	**9,414,472**	**466,273**	**289,039**

Jadual 14: Jadual Penggunaan Import pada Harga Asas, Komoditi mengikut Aktiviti (RM'000), 2020

Table 14: Imports Use Tables at Basic Prices, Commodity by Activity (RM'000), 2020

Bangunan Kediaman *Residential Buildings*	Bangunan Bukan Kediaman *Non-Residential Buildings*	Kejuruteraan Awam *Civil Engineering*	Aktiviti Pembinaan Pertukangan Khas *Specialized Construction Activities*	Activity / Commodity	
89	90	91	92		
-	-	-	-	Engines & Turbines, Fluid Power Equipment, Other Pumps, Compressors, Taps and Valves	65
467	2,610	11,957	32,875	Other General Purpose Machinery	66
-	-	-	-	Weapons, Ammunition and Special Purpose Machinery	67
277	581	4,730	8,453	Domestic Appliances	68
-	-	-	-	Computers, Peripheral, Office Equipment and Machinery	69
-	-	-	-	Electric Motors, Generators and Transformers	70
-	-	-	-	Electricity Distribution & Control Apparatus, Batteries and Accumulators	71
132,986	117,075	895,156	936,919	Fibre Optic Cables, Electronic and Other Electric	72
39,261	36,505	195,875	442,186	Wiring Devices, Electric Lighting Equipment and Other Electrical	73
-	-	-	-	Electronic Components and Boards	74
2,656	2,729	9,513	14,386	Communication Equipment and Consumer Electronics	75
-	-	-	-	Irradiation Equipment, Electro Medical and Electrotherapeutic	76
-	-	-	-	Measuring Equipment, Testing, Navigating and Control	77
-	-	-	-	Optical Instruments, Photographic Equipment, Magnetic and Optical Media	78
-	-	-	-	Watches and Clocks	79
22	36	129	301	Motor Vehicles, Trailers and Semi Trailers	80
-	-	-	-	Motorcycles	81
-	-	-	-	Ships, Boats, Bicycles and Invalid Carriages	82
-	-	-	-	Other Transport Equipment	83
13,378	9,022	17,520	15,055	Other Manufacturing	84
11,618	14,326	30,284	55,719	Repair & Installation of Machinery and Equipment	85
8	8	19	15	Electricity and Gas	86
6	6	13	10	Water	87
-	-	-	-	Sewerage, Waste Management and Remediation Activities	88
-	-	-	-	Residential Buildings	89
-	-	-	-	Non-Residential Buildings	90
-	-	-	-	Civil Engineering	91
-	-	-	-	Specialised Construction Activities	92
-	-	-	-	Wholesale & Retail Trade, Repair of Motor Vehicles and Motorcycles	93
-	-	-	-	Accommodation	94
-	-	-	-	Food and Beverage	95
34	33	84	85	Land Transport	96
327	315	546	301	Water Transport	97
627	670	2,010	2,106	Air Transport	98
19	18	36	26	Warehousing and Support Activities for Transportation	99
-	-	-	-	Services Incidental to Water and Air Transportation	100
-	-	-	-	Highway Operation Services, Bridge and Tunnel	101
39	32	69	58	Postal and Courier Activities	102
-	-	-	-	Publishing Activities	103
18,183	14,668	27,744	25,480	Telecommunications	104
-	-	-	-	Motion Picture, Programming and Broadcasting Activities	105
31,636	39,444	73,281	42,459	Computer and Information Services	106
34,952	33,515	59,106	36,606	Monetary Intermediation	107
-	-	-	-	Other Financial Service	108
77,247	77,448	116,593	147,020	Insurance/ Takaful and Pension Funding	109
-	-	-	-	Activities Auxiliary to Financial Service and Insurance/ Takaful	110
-	-	-	-	Real Estate	111
-	-	-	-	Ownership of Dwellings	112
1,890	216	5,573	1,959	Rental and Leasing	113
-	-	-	-	Scientific Research and Development	114
256,833	214,932	333,784	225,796	Professional	115
-	-	-	-	Business Services	116
-	-	-	-	Public Administration	117
-	-	-	-	Education	118
-	-	-	-	Health	119
-	-	-	-	Public Order and Safety	120
-	-	-	-	Other Public Administration	121
-	-	-	-	Non-Profit Institutions Serving Households	122
-	-	-	-	Arts, Entertainment and Recreation	123
-	-	-	-	Other Private Services	124
4,485,456	**4,547,712**	**7,781,514**	**5,953,412**	TOTAL	

Jadual 14: Jadual Penggunaan Import pada Harga Asas, Komoditi mengikut Aktiviti (RM'000), 2020

Table 14: Imports Use Tables at Basic Prices, Commodity by Activity (RM'000), 2020

	Komoditi / Aktiviti	Perdagangan Borong & Runcit, Pembaikan Kenderaan Bermotor dan Motosikal *Wholesale & Retail Trade, Repair of Motor Vehicles and Motorcycles*	Penginapan *Accommodation*	Makanan dan Minuman *Food and Beverage*	Pengangkutan Darat *Land Transport*
		93	94	95	96
1	Padi	-	-	-	-
2	Tanaman Makanan	112,674	-	634,108	-
3	Sayur-sayuran	66,423	-	206,393	-
4	Buah-buahan	37,391	-	54,461	-
5	Getah	232,038	-	-	-
6	Kelapa Sawit	4	-	-	-
7	Tanaman Bunga	22,749	-	-	-
8	Pertanian Lain	823	-	47,852	-
9	Ternakan Ayam dan Itik	1,055	-	2,471	-
10	Ternakan Lain	13,468	-	13,484	-
11	Perhutanan dan Pembalakan	21,085	-	-	-
12	Perikanan dan Akuakultur	9,613	-	88,285	-
13	Minyak Mentah dan Gas Asli	-	-	-	-
14	Perlombongan Bijih Besi	-	-	-	-
15	Pengkuarian Batu, Pasir dan Tanah Liat	696	-	-	-
16	Perlombongan dan Pengkuarian Lain	-	-	-	-
17	Pemprosesan dan Pengawetan Daging	294,970	-	30,467	-
18	Pemprosesan dan Pengawetan Makanan Laut	300,894	-	254,630	-
19	Pemprosesan dan Pengawetan Buah-buahan & Sayur-sayuran	73,153	-	7,466	-
20	Produk Tenusu	95,097	-	13,239	-
21	Minyak & Lemak Sayuran dan Haiwan	38,885	-	1,481,859	-
22	Produk Bijian, Kanji dan Produk Berkanji	133,511	-	35,482	-
23	Produk Bakeri	100,056	-	21,172	-
24	Manisan	13,932	-	30,454	-
25	Prosesan Makanan Lain	71,053	-	20,551	-
26	Makanan Haiwan Tersedia	237,237	-	-	-
27	Spirit, Wain dan Minuman Keras	14,271	-	25,424	-
28	Minuman Ringan, Air Mineral dan Minuman Lain yang Dibotolkan	10,473	-	11,109	-
29	Produk Tembakau	6,217	-	-	-
30	Penyediaan, Pemintalan dan Penenunan Tekstil	331,917	-	-	-
31	Penyiapan Akhir Tekstil	1,063	-	-	-
32	Tekstil Lain	244,750	-	-	-
33	Pakaian	138,449	1,106	3,272	1,530
34	Produk Kulit	-	-	-	-
35	Kasut	52,117	-	-	-
36	Pengilangan dan Pengetaman Kayu	246	-	-	-
37	Kepingan Venier dan Panel berasaskan Kayu	-	-	-	-
38	Pertukangan Kayu dan Tanggam untuk Jurubina	94	-	-	-
39	Bekas Kayu dan Produk Kayu Lain	-	-	-	-
40	Kertas dan Produk Kertas	1,280,719	-	-	-
41	Perabot	47,849	-	-	-
42	Penerbitan Semula Media Rakaman	-	-	-	-
43	Percetakan	52,824	8,604	10,274	4,424
44	Kok dan Produk Petroleum Bertapis	632,892	14,959	175,219	484,824
45	Kimia Asas	-	268	13,020	-
46	Baja dan Sebatian Nitrogen	134,622	-	-	-
47	Cat dan Varnis	71,766	-	-	-
48	Produk Farmaseutikal, Kimia Perubatan dan Botani	96,548	-	-	-
49	Sabun & Bahan Pencuci, Pencuci dan Pengilat, Pewangi dan Dandanan Diri	214,050	24,693	294,821	-
50	Produk Kimia Lain	-	-	-	-
51	Tayar dan Tiub Getah	61,210	-	-	621,073
52	Prosesan Getah	-	-	-	-
53	Sarung Tangan Getah	-	-	-	-
54	Produk Getah Lain	1,956	-	-	-
55	Produk Plastik	2,687,844	-	125,545	-
56	Kaca dan Produk Kaca	158,798	-	-	-
57	Produk Refraktori, Tanah Liat, Porselin dan Seramik	-	-	-	-
58	Simen, Kapur dan Plaster	-	-	-	-
59	Produk Mineral bukan Logam	-	-	-	-
60	Besi dan Keluli Asas	-	-	-	-
61	Logam Asas Berharga dan Logam bukan Ferus Lain	-	-	-	-
62	Pengacuan Logam	571	-	-	-
63	Produk Struktur Logam, Tangki, Takungan dan Penjana Wap	-	-	-	-
64	Produk Logam Lain yang Direka	528,638	-	-	-

Jadual 14: Jadual Penggunaan Import pada Harga Asas, Komoditi mengikut Aktiviti (RM'000), 2020

Table 14: Imports Use Tables at Basic Prices, Commodity by Activity (RM'000), 2020

Pengangkutan Air *Water Transport*	Pengangkutan Udara *Air Transport*	Penggudangan dan Aktiviti Sokongan untuk Pengangkutan *Warehousing and Support Activities for Transportation*	Perkhidmatan berkaitan Pengangkutan Air dan Udara *Services Incidental to Water and Air Transportation*	Activity / Commodity	
97	98	99	100		
-	-	-	-	Paddy	1
-	-	-	-	Food Crops	2
-	-	-	-	Vegetables	3
-	-	-	-	Fruits	4
-	-	-	-	Rubber	5
-	-	-	-	Oil Palm	6
-	-	-	-	Flower Plants	7
-	-	-	-	Other Agriculture	8
-	-	-	-	Poultry Farming	9
-	-	-	-	Other Livestock	10
-	-	-	-	Forestry and Logging	11
-	-	-	-	Fishing and Aquaculture	12
-	-	-	-	Crude Oil and Natural Gas	13
-	-	-	-	Mining of Metal Ores	14
-	-	-	-	Quarrying of Stone, Sand and Clay	15
-	-	-	-	Other Mining and Quarrying	16
-	-	-	-	Processing and Preserving of Meat	17
-	-	-	-	Processing and Preserving of Seafood	18
-	-	-	-	Processing and Preserving of Fruits & Vegetables	19
-	-	-	-	Dairy Products	20
-	-	-	-	Vegetable & Animal Oils and Fats	21
-	-	-	-	Grain Mill Products, Starches and Starch Products	22
-	-	-	-	Bakery Products	23
-	-	-	-	Confectionery	24
-	-	-	-	Other Food Processing	25
-	-	-	-	Prepared Animal Feeds	26
-	-	-	-	Spirits, Wines and Liquors	27
-	-	-	-	Soft Drinks, Mineral Waters and Other Bottled Waters	28
-	-	-	-	Tobacco Products	29
-	-	-	-	Preparation, Spinning and Weaving of Textiles	30
-	-	-	-	Finishing of Textiles	31
-	-	-	-	Other Textiles	32
563	53	646	1,477	Wearing Apparel	33
-	-	-	-	Leather Products	34
-	-	-	-	Footwear	35
-	-	-	-	Sawmilling and Planning of Wood	36
-	-	-	-	Veneer Sheets and Wood-based Panels	37
-	-	-	-	Builders' Carpentry and Joinery	38
-	-	-	-	Wooden Containers and Other Wood Products	39
-	-	6,287	-	Paper and Paper Products	40
-	-	-	-	Furniture	41
-	-	-	-	Reproduction of Recorded Media	42
7,527	69	2,703	5,467	Printing	43
31,871	51,233	332,838	32,580	Coke and Refined Petroleum Products	44
-	-	-	-	Basic Chemicals	45
-	-	-	-	Fertilizers and Nitrogen Compounds	46
-	-	-	-	Paints and Varnishes	47
-	-	-	-	Pharmaceuticals, Medicinal Chemical and Botanical Products	48
-	-	-	-	Soaps & Detergents, Cleaning & Polishing, Perfumes and Toilet Preparations	49
-	-	-	-	Other Chemicals Products	50
-	18,816	388,335	9,064	Rubber Tyres and Tubes	51
-	-	-	-	Rubber Processing	52
-	-	-	-	Rubber Gloves	53
-	-	-	-	Other Rubber Products	54
-	-	-	-	Plastic Products	55
-	-	-	-	Glass and Glass Products	56
-	-	-	-	Refractory, Clay, Porcelain and Ceramic Products	57
-	-	-	-	Cement, Lime and Plaster	58
-	-	-	-	Non-Metallic Mineral Products	59
-	-	-	-	Basic Iron and Steel	60
-	-	-	-	Basic Precious and Other Non-Ferrous Metals	61
-	-	-	-	Casting of Metals	62
-	-	-	-	Structural Metal Products, Tanks, Reservoirs and Steam Generators	63
-	-	-	-	Other Fabricated Metal Products	64

Jadual 14: Jadual Penggunaan Import pada Harga Asas, Komoditi mengikut Aktiviti (RM'000), 2020

Table 14: Imports Use Tables at Basic Prices, Commodity by Activity (RM'000), 2020

	Komoditi \ Aktiviti	Perdagangan Borong & Runcit, Pembaikan Kenderaan Bermotor dan Motosikal *Wholesale & Retail Trade, Repair of Motor Vehicles and Motorcycles*	Penginapan *Accommodation*	Makanan dan Minuman *Food and Beverage*	Pengangkutan Darat *Land Transport*
		93	94	95	96
65	Enjin & Turbin, Alatan Kuasa Bendalir, Pam, Pemampat, Kepala Paip dan Injap Lain	47,668	-	-	-
66	Jentera Kegunaan Umum Lain	117,328	19,996	-	8,825
67	Senjata, Peluru dan Mesin bertujuan Khas	490,801	-	182,903	-
68	Perkakasan Domestik	87,372	-	446,897	-
69	Komputer, Peranti, Mesin dan Kelengkapan Pejabat	934,927	-	5,802	-
70	Motor Elektrik, Penjana dan Transformer	3,023	-	-	-
71	Perkakasan Pengagihan & Pengawalan Elektrik, Bateri dan Akumulator	216,284	-	-	149,616
72	Kabel Gentian Optikal, Elektronik dan Elektrik Lain	250,898	-	-	-
73	Alatan Pendawaian, Kelengkapan Pencahayaan Elektrik dan Elektrik Lain	138,294	-	-	39
74	Komponen dan Papan Elektronik	657,008	-	-	-
75	Peralatan Komunikasi dan Elektronik Pengguna	237,977	-	-	45
76	Peralatan Penyinaran, Perubatan Elektro dan Elektroterapeutik	126,817	-	-	-
77	Kelengkapan Mengukur, Menguji, Memandu Arah dan Kawalan	1,436,752	-	-	-
78	Instrumen Optikal, Alatan Fotografi, Media Magnetik dan Optikal	592,035	-	-	-
79	Jam Tangan dan Jam	151,145	-	-	-
80	Kenderaan Bermotor, Treler dan Semi Treler	2,355	237	130	119
81	Motosikal	-	-	-	-
82	Kapal, Bot, Basikal dan 'Invalid Carriages'	4,289	-	-	1,004
83	Kelengkapan Pengangkutan Lain	-	-	-	-
84	Pembuatan Lain	2,014,571	13,850	-	10,053
85	Pembaikan & Pemasangan Mesin dan Kelengkapan	45,935	9,327	279	15,082
86	Elektrik dan Gas	629	39	137	6
87	Air	408	9	130	5
88	Pembetungan, Pengurusan Sisa dan Aktiviti Pemulihan	-	-	-	-
89	Bangunan Kediaman	-	-	-	-
90	Bangunan Bukan Kediaman	-	-	-	-
91	Kejuruteraan Awam	-	-	-	-
92	Aktiviti Pembinaan Pertukangan Khas	-	-	-	-
93	Perdagangan Borong & Runcit, Pembaikan Kenderaan Bermotor dan Motosikal	-	-	-	-
94	Penginapan	-	-	-	-
95	Makanan dan Minuman	-	-	-	-
96	Pengangkutan Darat	126	3	55	17
97	Pengangkutan Air	1,431	30	628	192
98	Pengangkutan Udara	2,150	321	944	288
99	Penggudangan dan Aktiviti Sokongan untuk Pengangkutan	78	2	34	63
100	Perkhidmatan berkaitan Pengangkutan Air dan Udara	-	-	-	1,213
101	Perkhidmatan Operasi Lebuhraya, Jambatan dan Terowong	-	-	-	-
102	Perkhidmatan Pos dan Kurier	-	33	156	75
103	Aktiviti Penerbitan	-	-	-	-
104	Telekomunikasi	340,417	21,822	24,208	4,521
105	Aktiviti Wayang Gambar, Pemprograman dan Penyiaran	-	-	-	-
106	Perkhidmatan Komputer dan Maklumat	-	16,193	172,808	8,281
107	Perantaraan Kewangan	448,993	1,015	12,938	8,083
108	Perkhidmatan Kewangan Lain	-	-	-	-
109	Insurans/ Takaful dan Tabungan Pencen	336,020	10,327	23,681	46,645
110	Aktiviti Sokongan Perkhidmatan Kewangan dan Insurans/ Takaful	-	-	-	-
111	Hartanah	-	-	-	-
112	Pemilikan Kediaman	-	-	-	-
113	Sewaan dan Pajakan	1,083,689	3,732	485,766	411
114	Penyelidikan dan Pembangunan Saintifik	-	-	-	-
115	Profesional	1,554,770	135,625	393,923	157,337
116	Perkhidmatan Perniagaan	-	-	-	-
117	Pentadbiran Awam	-	-	-	-
118	Pendidikan	-	-	-	-
119	Kesihatan	-	-	-	-
120	Ketenteraman dan Keselamatan Awam	-	-	-	-
121	Pentadbiran Awam Lain	-	-	-	-
122	Institusi bukan Keuntungan yang Berkhidmat kepada Isi Rumah	-	-	-	-
123	Kesenian, Hiburan dan Rekreasi	-	-	-	-
124	Perkhidmatan Swasta Lain	-	-	-	-
	JUMLAH	**19,970,882**	**282,192**	**5,352,476**	**1,523,772**

Jadual 14: Jadual Penggunaan Import pada Harga Asas, Komoditi mengikut Aktiviti (RM'000), 2020

Table 14: Imports Use Tables at Basic Prices, Commodity by Activity (RM'000), 2020

Pengangkutan Air *Water Transport*	Pengangkutan Udara *Air Transport*	Penggudangan dan Aktiviti Sokongan untuk Pengangkutan *Warehousing and Support Activities for Transportation*	Perkhidmatan berkaitan Pengangkutan Air dan Udara *Services Incidental to Water and Air Transportation*	Activity / Commodity	
97	98	99	100		
-	-	-	-	Engines & Turbines, Fluid Power Equipment, Other Pumps, Compressors, Taps and Valves	65
-	-	6,532	2,402	Other General Purpose Machinery	66
-	-	-	-	Weapons, Ammunition and Special Purpose Machinery	67
-	-	-	-	Domestic Appliances	68
-	-	-	-	Computers, Peripheral, Office Equipment and Machinery	69
-	-	-	-	Electric Motors, Generators and Transformers	70
-	-	161,337	5,023	Electricity Distribution & Control Apparatus, Batteries and Accumulators	71
-	-	-	-	Fibre Optic Cables, Electronic and Other Electric	72
-	-	-	-	Wiring Devices, Electric Lighting Equipment and Other Electrical	73
-	-	-	-	Electronic Components and Boards	74
-	-	112	-	Communication Equipment and Consumer Electronics	75
-	-	-	-	Irradiation Equipment, Electro Medical and Electrotherapeutic	76
-	39,932	-	-	Measuring Equipment, Testing, Navigating and Control	77
-	-	-	-	Optical Instruments, Photographic Equipment, Magnetic and Optical Media	78
-	-	-	-	Watches and Clocks	79
17	62	70	36	Motor Vehicles, Trailers and Semi Trailers	80
-	-	-	-	Motorcycles	81
64,386	-	-	-	Ships, Boats, Bicycles and Invalid Carriages	82
-	88,620	-	-	Other Transport Equipment	83
6,667	658	10,644	9,012	Other Manufacturing	84
42,271	10,923	43,714	27,091	Repair & Installation of Machinery and Equipment	85
3	-	12	21	Electricity and Gas	86
4	2	2	1	Water	87
-	-	-	-	Sewerage, Waste Management and Remediation Activities	88
-	-	-	-	Residential Buildings	89
-	-	-	-	Non-Residential Buildings	90
-	-	-	-	Civil Engineering	91
-	-	-	-	Specialised Construction Activities	92
-	-	-	-	Wholesale & Retail Trade, Repair of Motor Vehicles and Motorcycles	93
-	-	-	-	Accommodation	94
-	-	-	-	Food and Beverage	95
5	3	12	2	Land Transport	96
59	36	139	25	Water Transport	97
88	271	209	38	Air Transport	98
72	29	19	63	Warehousing and Support Activities for Transportation	99
6,896	7,272	5,865	7,470	Services Incidental to Water and Air Transportation	100
-	-	-	-	Highway Operation Services, Bridge and Tunnel	101
68	7	104	17	Postal and Courier Activities	102
10,369	-	-	-	Publishing Activities	103
2,484	774	6,418	1,298	Telecommunications	104
-	-	-	-	Motion Picture, Programming and Broadcasting Activities	105
12,671	5,182	51,187	17,068	Computer and Information Services	106
4,817	2,633	6,803	2,241	Monetary Intermediation	107
-	-	-	-	Other Financial Service	108
23,842	7,981	50,288	10,765	Insurance/ Takaful and Pension Funding	109
-	-	-	-	Activities Auxiliary to Financial Service and Insurance/ Takaful	110
-	-	-	-	Real Estate	111
-	-	-	-	Ownership of Dwellings	112
404	-	1,095	27	Rental and Leasing	113
-	-	-	-	Scientific Research and Development	114
221,981	80,055	184,837	220,776	Professional	115
-	-	-	-	Business Services	116
-	-	-	-	Public Administration	117
-	-	-	-	Education	118
-	-	-	-	Health	119
-	-	-	-	Public Order and Safety	120
-	-	-	-	Other Public Administration	121
-	-	-	-	Non-Profit Institutions Serving Households	122
-	-	-	-	Arts, Entertainment and Recreation	123
-	-	-	-	Other Private Services	124
437,063	**314,611**	**1,260,207**	**351,963**	TOTAL	

Jadual 14: Jadual Penggunaan Import pada Harga Asas, Komoditi mengikut Aktiviti (RM'000), 2020

Table 14: Imports Use Tables at Basic Prices, Commodity by Activity (RM'000), 2020

	Komoditi \ Aktiviti	Perkhidmatan Operasi Lebuhraya, Jambatan dan Terowong *Highway, Bridge and Tunnel Operation Services*	Perkhidmatan Pos dan Kurier *Postal and Courier Activities*	Aktiviti Penerbitan *Publishing Activity*	Telekomunikasi *Telecommunications*
		101	102	103	104
1	Padi	-	-	-	-
2	Tanaman Makanan	-	-	-	-
3	Sayur-sayuran	-	-	-	-
4	Buah-buahan	-	-	-	-
5	Getah	-	-	-	-
6	Kelapa Sawit	-	-	-	-
7	Tanaman Bunga	-	-	-	-
8	Pertanian Lain	-	-	-	-
9	Ternakan Ayam dan Itik	-	-	-	-
10	Ternakan Lain	-	-	-	-
11	Perhutanan dan Pembalakan	-	-	-	-
12	Perikanan dan Akuakultur	-	-	-	-
13	Minyak Mentah dan Gas Asli	-	-	-	-
14	Perlombongan Bijih Besi	-	-	-	-
15	Pengkuarian Batu, Pasir dan Tanah Liat	-	-	-	-
16	Perlombongan dan Pengkuarian Lain	-	-	-	-
17	Pemprosesan dan Pengawetan Daging	-	-	-	-
18	Pemprosesan dan Pengawetan Makanan Laut	-	-	-	-
19	Pemprosesan dan Pengawetan Buah-buahan & Sayur-sayuran	-	-	-	-
20	Produk Tenusu	-	-	-	-
21	Minyak & Lemak Sayuran dan Haiwan	-	-	-	-
22	Produk Bijian, Kanji dan Produk Berkanji	-	-	-	-
23	Produk Bakeri	-	-	-	-
24	Manisan	-	-	-	-
25	Prosesan Makanan Lain	-	-	-	-
26	Makanan Haiwan Tersedia	-	-	-	-
27	Spirit, Wain dan Minuman Keras	-	-	-	-
28	Minuman Ringan, Air Mineral dan Minuman Lain yang Dibotolkan	-	-	-	-
29	Produk Tembakau	-	-	-	-
30	Penyediaan, Pemintalan dan Penenunan Tekstil	-	-	-	-
31	Penyiapan Akhir Tekstil	-	-	-	-
32	Tekstil Lain	-	-	-	-
33	Pakaian	212	195	192	1,384
34	Produk Kulit	-	-	-	-
35	Kasut	-	-	-	-
36	Pengilangan dan Pengetaman Kayu	-	-	-	-
37	Kepingan Venier dan Panel berasaskan Kayu	-	-	-	-
38	Pertukangan Kayu dan Tanggam untuk Jurubina	-	-	-	-
39	Bekas Kayu dan Produk Kayu Lain	-	-	-	-
40	Kertas dan Produk Kertas	-	-	3,041	-
41	Perabot	-	-	-	-
42	Penerbitan Semula Media Rakaman	-	-	-	-
43	Percetakan	92	3,024	7,929	6,050
44	Kok dan Produk Petroleum Bertapis	7,116	79,353	10,831	29,406
45	Kimia Asas	-	-	5,097	-
46	Baja dan Sebatian Nitrogen	-	-	-	-
47	Cat dan Varnis	-	-	34,408	-
48	Produk Farmaseutikal, Kimia Perubatan dan Botani	-	-	-	-
49	Sabun & Bahan Pencuci, Pencuci dan Pengilat, Pewangi dan Dandanan Diri	-	-	-	-
50	Produk Kimia Lain	-	-	-	-
51	Tayar dan Tiub Getah	-	-	-	-
52	Prosesan Getah	-	-	-	-
53	Sarung Tangan Getah	-	-	-	-
54	Produk Getah Lain	-	-	-	-
55	Produk Plastik	-	-	-	-
56	Kaca dan Produk Kaca	-	-	-	-
57	Produk Refraktori, Tanah Liat, Porselin dan Seramik	-	-	-	-
58	Simen, Kapur dan Plaster	-	-	-	-
59	Produk Mineral bukan Logam	-	-	-	-
60	Besi dan Keluli Asas	-	-	-	-
61	Logam Asas Berharga dan Logam bukan Ferus Lain	-	-	-	-
62	Pengacuan Logam	-	-	-	-
63	Produk Struktur Logam, Tangki, Takungan dan Penjana Wap	-	-	-	-
64	Produk Logam Lain yang Direka	-	-	-	-

Jadual 14: Jadual Penggunaan Import pada Harga Asas, Komoditi mengikut Aktiviti (RM'000), 2020

Table 14: Imports Use Tables at Basic Prices, Commodity by Activity (RM'000), 2020

Aktiviti Wayang Gambar, Pemprograman dan Penyiaran *Motion Picture, Programming and Broadcasting Activities*	Perkhidmatan Komputer dan Maklumat *Computer and Information Services*	Perantaraan Kewangan *Monetary Intermediation*	Perkhidmatan Kewangan Lain *Other Financial Service*	Activity / Commodity	
105	106	107	108		
-	-	-	-	Paddy	1
-	-	-	-	Food Crops	2
-	-	-	-	Vegetables	3
-	-	-	-	Fruits	4
-	-	-	-	Rubber	5
-	-	-	-	Oil Palm	6
-	-	-	-	Flower Plants	7
-	-	-	-	Other Agriculture	8
-	-	-	-	Poultry Farming	9
-	-	-	-	Other Livestock	10
-	-	-	-	Forestry and Logging	11
-	-	-	-	Fishing and Aquaculture	12
-	-	-	-	Crude Oil and Natural Gas	13
-	-	-	-	Mining of Metal Ores	14
-	-	-	-	Quarrying of Stone, Sand and Clay	15
-	-	-	-	Other Mining and Quarrying	16
-	-	-	-	Processing and Preserving of Meat	17
-	-	-	-	Processing and Preserving of Seafood	18
-	-	-	-	Processing and Preserving of Fruits & Vegetables	19
-	-	-	-	Dairy Products	20
-	-	-	-	Vegetable & Animal Oils and Fats	21
-	-	-	-	Grain Mill Products, Starches and Starch Products	22
-	-	-	-	Bakery Products	23
-	-	-	-	Confectionery	24
-	-	-	-	Other Food Processing	25
-	-	-	-	Prepared Animal Feeds	26
-	-	-	-	Spirits, Wines and Liquors	27
-	-	-	-	Soft Drinks, Mineral Waters and Other Bottled Waters	28
-	-	-	-	Tobacco Products	29
-	-	-	-	Preparation, Spinning and Weaving of Textiles	30
-	-	-	-	Finishing of Textiles	31
-	-	-	-	Other Textiles	32
884	4,722	11,149	11,785	Wearing Apparel	33
-	-	-	-	Leather Products	34
-	-	-	-	Footwear	35
-	-	-	-	Sawmilling and Planning of Wood	36
-	-	-	-	Veneer Sheets and Wood-based Panels	37
-	-	-	-	Builders' Carpentry and Joinery	38
-	-	-	-	Wooden Containers and Other Wood Products	39
-	-	-	-	Paper and Paper Products	40
612	-	-	-	Furniture	41
-	-	-	-	Reproduction of Recorded Media	42
280	3,985	1,851	486	Printing	43
31,314	25,244	4,596	1,939	Coke and Refined Petroleum Products	44
-	-	-	-	Basic Chemicals	45
-	-	-	-	Fertilizers and Nitrogen Compounds	46
-	-	-	-	Paints and Varnishes	47
-	-	-	-	Pharmaceuticals, Medicinal Chemical and Botanical Products	48
-	-	-	-	Soaps & Detergents, Cleaning & Polishing, Perfumes and Toilet Preparations	49
-	-	-	-	Other Chemicals Products	50
-	-	-	-	Rubber Tyres and Tubes	51
-	-	-	-	Rubber Processing	52
-	-	-	-	Rubber Gloves	53
-	-	-	-	Other Rubber Products	54
-	-	-	-	Plastic Products	55
-	-	-	-	Glass and Glass Products	56
-	-	-	-	Refractory, Clay, Porcelain and Ceramic Products	57
-	-	-	-	Cement, Lime and Plaster	58
-	-	-	-	Non-Metallic Mineral Products	59
-	-	-	-	Basic Iron and Steel	60
-	-	-	-	Basic Precious and Other Non-Ferrous Metals	61
-	-	-	-	Casting of Metals	62
-	-	-	-	Structural Metal Products, Tanks, Reservoirs and Steam Generators	63
-	-	-	-	Other Fabricated Metal Products	64

Jadual 14: Jadual Penggunaan Import pada Harga Asas, Komoditi mengikut Aktiviti (RM'000), 2020

Table 14: Imports Use Tables at Basic Prices, Commodity by Activity (RM'000), 2020

	Komoditi / Aktiviti	Perkhidmatan Operasi Lebuhraya, Jambatan dan Terowong *Highway, Bridge and Tunnel Operation Services*	Perkhidmatan Pos dan Kurier *Postal and Courier Activities*	Aktiviti Penerbitan *Publishing Activity*	Telekomunikasi *Telecommunications*
		101	102	103	104
65	Enjin & Turbin, Alatan Kuasa Bendalir, Pam, Pemampat, Kepala Paip dan Injap Lain	-	-	-	-
66	Jentera Kegunaan Umum Lain	-	-	-	-
67	Senjata, Peluru dan Mesin bertujuan Khas	-	-	28,953	-
68	Perkakasan Domestik	-	-	-	-
69	Komputer, Peranti, Mesin dan Kelengkapan Pejabat	-	-	-	-
70	Motor Elektrik, Penjana dan Transformer	-	-	-	-
71	Perkakasan Pengagihan & Pengawalan Elektrik, Bateri dan Akumulator	-	-	-	-
72	Kabel Gentian Optikal, Elektronik dan Elektrik Lain	-	-	-	-
73	Alatan Pendawaian, Kelengkapan Pencahayaan Elektrik dan Elektrik Lain	-	-	-	-
74	Komponen dan Papan Elektronik	-	-	-	552,983
75	Peralatan Komunikasi dan Elektronik Pengguna	-	-	54	29,955
76	Peralatan Penyinaran, Perubatan Elektro dan Elektroterapeutik	-	-	-	-
77	Kelengkapan Mengukur, Menguji, Memandu Arah dan Kawalan	-	-	-	-
78	Instrumen Optikal, Alatan Fotografi, Media Magnetik dan Optikal	-	-	-	-
79	Jam Tangan dan Jam	-	-	-	-
80	Kenderaan Bermotor, Treler dan Semi Treler	791	32	4	50
81	Motosikal	-	-	-	-
82	Kapal, Bot, Basikal dan 'Invalid Carriages'	-	-	-	-
83	Kelengkapan Pengangkutan Lain	-	-	-	-
84	Pembuatan Lain	579	26,468	-	15,338
85	Pembaikan & Pemasangan Mesin dan Kelengkapan	-	-	505	19,433
86	Elektrik dan Gas	4	8	2	81
87	Air	2	7	1	9
88	Pembetungan, Pengurusan Sisa dan Aktiviti Pemulihan	-	-	-	-
89	Bangunan Kediaman	-	-	-	-
90	Bangunan Bukan Kediaman	-	-	-	-
91	Kejuruteraan Awam	-	-	-	-
92	Aktiviti Pembinaan Pertukangan Khas	-	-	-	-
93	Perdagangan Borong & Runcit, Pembaikan Kenderaan Bermotor dan Motosikal	-	-	-	-
94	Penginapan	-	-	-	-
95	Makanan dan Minuman	-	-	-	-
96	Pengangkutan Darat	2	3	1	8
97	Pengangkutan Air	19	29	11	79
98	Pengangkutan Udara	28	44	16	1,449
99	Penggudangan dan Aktiviti Sokongan untuk Pengangkutan	1	2	1	4
100	Perkhidmatan berkaitan Pengangkutan Air dan Udara	-	-	-	-
101	Perkhidmatan Operasi Lebuhraya, Jambatan dan Terowong	-	-	-	-
102	Perkhidmatan Pos dan Kurier	3	6,614	23	137
103	Aktiviti Penerbitan	-	-	3,404	64
104	Telekomunikasi	356	5,862	3,593	1,442,564
105	Aktiviti Wayang Gambar, Pemprograman dan Penyiaran	-	-	-	-
106	Perkhidmatan Komputer dan Maklumat	814	59,515	207,963	5,226,353
107	Perantaraan Kewangan	1,180	2,066	1,175	30,183
108	Perkhidmatan Kewangan Lain	-	-	-	-
109	Insurans/ Takaful dan Tabungan Pencen	1,714	44,878	7,205	33,185
110	Aktiviti Sokongan Perkhidmatan Kewangan dan Insurans/ Takaful	-	-	-	-
111	Hartanah	-	-	-	-
112	Pemilikan Kediaman	-	-	-	-
113	Sewaan dan Pajakan	4,472	80,944	2,430	1,303,048
114	Penyelidikan dan Pembangunan Saintifik	-	-	-	-
115	Profesional	33,367	56,058	70,422	1,257,862
116	Perkhidmatan Perniagaan	-	-	-	-
117	Pentadbiran Awam	-	-	-	-
118	Pendidikan	-	-	-	-
119	Kesihatan	-	-	-	-
120	Ketenteraman dan Keselamatan Awam	-	-	-	-
121	Pentadbiran Awam Lain	-	-	-	-
122	Institusi bukan Keuntungan yang Berkhidmat kepada Isi Rumah	-	-	-	-
123	Kesenian, Hiburan dan Rekreasi	-	-	-	-
124	Perkhidmatan Swasta Lain	-	-	-	-
	JUMLAH	50,752	365,101	387,262	9,949,623

Jadual 14: Jadual Penggunaan Import pada Harga Asas, Komoditi mengikut Aktiviti (RM'000), 2020

Table 14: Imports Use Tables at Basic Prices, Commodity by Activity (RM'000), 2020

Aktiviti Wayang Gambar, Pemprograman dan Penyiaran *Motion Picture, Programming and Broadcasting Activities*	Perkhidmatan Komputer dan Maklumat *Computer and Information Services*	Perantaraan Kewangan *Monetary Intermediation*	Perkhidmatan Kewangan Lain *Other Financial Service*	Activity / Commodity	
105	106	107	108		
-	-	-	-	Engines & Turbines, Fluid Power Equipment, Other Pumps, Compressors, Taps and Valves	65
-	-	-	-	Other General Purpose Machinery	66
-	-	-	-	Weapons, Ammunition and Special Purpose Machinery	67
-	-	-	-	Domestic Appliances	68
-	515,884	37,553	3,889	Computers, Peripheral, Office Equipment and Machinery	69
-	-	-	-	Electric Motors, Generators and Transformers	70
-	-	-	-	Electricity Distribution & Control Apparatus, Batteries and Accumulators	71
-	-	-	-	Fibre Optic Cables, Electronic and Other Electric	72
528	-	-	-	Wiring Devices, Electric Lighting Equipment and Other Electrical	73
-	553,065	-	-	Electronic Components and Boards	74
-	26,054	-	-	Communication Equipment and Consumer Electronics	75
-	-	-	-	Irradiation Equipment, Electro Medical and Electrotherapeutic	76
-	-	-	-	Measuring Equipment, Testing, Navigating and Control	77
6,916	-	-	-	Optical Instruments, Photographic Equipment, Magnetic and Optical Media	78
-	-	-	-	Watches and Clocks	79
5	21	185	50	Motor Vehicles, Trailers and Semi Trailers	80
-	-	-	-	Motorcycles	81
-	-	-	-	Ships, Boats, Bicycles and Invalid Carriages	82
-	-	-	-	Other Transport Equipment	83
2,689	14,401	4,858	4,674	Other Manufacturing	84
3,092	2,569	708	172	Repair & Installation of Machinery and Equipment	85
4	22	3	-	Electricity and Gas	86
1	11	7	-	Water	87
-	-	-	-	Sewerage, Waste Management and Remediation Activities	88
-	-	-	-	Residential Buildings	89
-	-	-	-	Non-Residential Buildings	90
-	-	-	-	Civil Engineering	91
-	-	-	-	Specialised Construction Activities	92
-	-	-	-	Wholesale & Retail Trade, Repair of Motor Vehicles and Motorcycles	93
-	-	-	-	Accommodation	94
-	-	-	-	Food and Beverage	95
1	6	2	-	Land Transport	96
12	71	20	5	Water Transport	97
86	804	523	98	Air Transport	98
1	4	1	-	Warehousing and Support Activities for Transportation	99
-	-	-	-	Services Incidental to Water and Air Transportation	100
-	-	-	-	Highway Operation Services, Bridge and Tunnel	101
115	704	733	81	Postal and Courier Activities	102
-	-	4,331	248	Publishing Activities	103
35,036	40,956	12,713	9,863	Telecommunications	104
-	-	-	-	Motion Picture, Programming and Broadcasting Activities	105
22,120	4,599,515	1,612	3,151	Computer and Information Services	106
3,286	12,181	49,953	10,995	Monetary Intermediation	107
-	-	-	-	Other Financial Service	108
9,049	27,203	26,936	5,765	Insurance/ Takaful and Pension Funding	109
-	-	-	-	Activities Auxiliary to Financial Service and Insurance/ Takaful	110
-	-	-	-	Real Estate	111
-	-	-	-	Ownership of Dwellings	112
144,891	24,244	64,634	47,926	Rental and Leasing	113
-	-	-	-	Scientific Research and Development	114
136,545	477,023	3,693,248	530,021	Professional	115
-	-	-	-	Business Services	116
-	-	-	-	Public Administration	117
-	-	-	-	Education	118
-	-	-	-	Health	119
-	-	-	-	Public Order and Safety	120
-	-	-	-	Other Public Administration	121
-	-	-	-	Non-Profit Institutions Serving Households	122
-	-	-	-	Arts, Entertainment and Recreation	123
-	-	-	-	Other Private Services	124
397,468	**6,328,689**	**3,915,616**	**631,148**	TOTAL	

Jadual 14: Jadual Penggunaan Import pada Harga Asas, Komoditi mengikut Aktiviti (RM'000), 2020

Table 14: Imports Use Tables at Basic Prices, Commodity by Activity (RM'000), 2020

	Komoditi / Aktiviti	Insurans/ Takaful dan Tabungan Pencen *Insurance/ Takaful and Pension Funding*	Aktiviti Sokongan Perkhidmatan Kewangan dan Insurans/ Takaful *Activities Auxiliary to Financial Service and Insurance/ Takaful*	Hartanah *Real Estate*	Pemilikan Kediaman *Ownership of Dwellings*
		109	110	111	112
1	Padi	-	-	-	-
2		-	-	-	-
3	Sayur-sayuran	-	-	-	-
4	Buah-buahan	-	-	-	-
5	Getah	-	-	-	-
6	Kelapa Sawit	-	-	-	-
7	Tanaman Bunga	-	-	-	-
8	Pertanian Lain	-	-	-	-
9	Ternakan Ayam dan Itik	-	-	-	-
10	Ternakan Lain	-	-	-	-
11	Perhutanan dan Pembalakan	-	-	-	-
12	Perikanan dan Akuakultur	-	-	-	-
13	Minyak Mentah dan Gas Asli	-	-	-	-
14	Perlombongan Bijih Besi	-	-	-	-
15	Pengkuarian Batu, Pasir dan Tanah Liat	-	-	-	-
16	Perlombongan dan Pengkuarian Lain	-	-	-	-
17	Pemprosesan dan Pengawetan Daging	-	-	-	-
18	Pemprosesan dan Pengawetan Makanan Laut	-	-	-	-
19	Pemprosesan dan Pengawetan Buah-buahan & Sayur-sayuran	-	-	-	-
20	Produk Tenusu	-	-	-	-
21	Minyak & Lemak Sayuran dan Haiwan	-	-	-	-
22	Produk Bijian, Kanji dan Produk Berkanji	-	-	-	-
23	Produk Bakeri	-	-	-	-
24	Manisan	-	-	-	-
25	Prosesan Makanan Lain	-	-	-	-
26	Makanan Haiwan Tersedia	-	-	-	-
27	Spirit, Wain dan Minuman Keras	-	-	-	-
28	Minuman Ringan, Air Mineral dan Minuman Lain yang Dibotolkan	-	-	-	-
29	Produk Tembakau	-	-	-	-
30	Penyediaan, Pemintalan dan Penenunan Tekstil	-	-	-	-
31	Penyiapan Akhir Tekstil	-	-	-	-
32	Tekstil Lain	-	-	-	-
33	Pakaian	535	180	270	-
34	Produk Kulit	-	-	-	-
35	Kasut	-	-	-	-
36	Pengilangan dan Pengetaman Kayu	-	-	-	-
37	Kepingan Venier dan Panel berasaskan Kayu	-	-	-	-
38	Pertukangan Kayu dan Tanggam untuk Jurubina	-	-	-	-
39	Bekas Kayu dan Produk Kayu Lain	-	-	-	-
40	Kertas dan Produk Kertas	-	-	-	26,678
41	Perabot	-	-	-	-
42	Penerbitan Semula Media Rakaman	-	-	-	-
43	Percetakan	4,205	650	1,601	-
44	Kok dan Produk Petroleum Bertapis	4,605	4,291	258,661	-
45	Kimia Asas	-	-	-	23,969
46	Baja dan Sebatian Nitrogen	-	-	-	-
47	Cat dan Varnis	-	-	-	31,255
48	Produk Farmaseutikal, Kimia Perubatan dan Botani	-	-	-	-
49	Sabun & Bahan Pencuci, Pencuci dan Pengilat, Pewangi dan Dandanan Diri	-	-	-	-
50	Produk Kimia Lain	-	-	-	-
51	Tayar dan Tiub Getah	-	-	-	-
52	Prosesan Getah	-	-	-	-
53	Sarung Tangan Getah	-	-	-	-
54	Produk Getah Lain	-	-	-	-
55	Produk Plastik	-	-	-	81,760
56	Kaca dan Produk Kaca	-	-	-	-
57	Produk Refraktori, Tanah Liat, Porselin dan Seramik	-	-	-	102,780
58	Simen, Kapur dan Plaster	-	-	-	-
59	Produk Mineral bukan Logam	-	-	-	-
60	Besi dan Keluli Asas	-	-	-	-
61	Logam Asas Berharga dan Logam bukan Ferus Lain	-	-	-	-
62	Pengacuan Logam	-	-	-	-
63	Produk Struktur Logam, Tangki, Takungan dan Penjana Wap	-	-	-	-
64	Produk Logam Lain yang Direka	-	-	-	-

Jadual 14: Jadual Penggunaan Import pada Harga Asas, Komoditi mengikut Aktiviti (RM'000), 2020

Table 14: Imports Use Tables at Basic Prices, Commodity by Activity (RM'000), 2020

Sewaan dan Pajakan *Rental and Leasing*	Penyelidikan dan Pembangunan Saintifik *Scientific Research and Development*	Profesional *Professional*	Perkhidmatan Perniagaan *Business Services*	Activity / Commodity	
113	114	115	116		
-	-	-	-	Paddy	1
-	-	-	-	Food Crops	2
-	-	-	-	Vegetables	3
-	-	-	-	Fruits	4
-	-	-	-	Rubber	5
-	-	-	-	Oil Palm	6
-	-	-	-	Flower Plants	7
-	-	-	-	Other Agriculture	8
-	-	-	-	Poultry Farming	9
-	-	-	-	Other Livestock	10
-	-	-	-	Forestry and Logging	11
-	-	-	-	Fishing and Aquaculture	12
-	-	-	-	Crude Oil and Natural Gas	13
-	-	-	-	Mining of Metal Ores	14
-	-	-	-	Quarrying of Stone, Sand and Clay	15
-	-	-	-	Other Mining and Quarrying	16
-	-	-	-	Processing and Preserving of Meat	17
-	-	-	-	Processing and Preserving of Seafood	18
-	-	-	-	Processing and Preserving of Fruits & Vegetables	19
-	-	-	-	Dairy Products	20
-	-	-	-	Vegetable & Animal Oils and Fats	21
-	-	-	-	Grain Mill Products, Starches and Starch Products	22
-	-	-	-	Bakery Products	23
-	-	-	-	Confectionery	24
-	-	-	-	Other Food Processing	25
-	-	-	-	Prepared Animal Feeds	26
-	-	-	-	Spirits, Wines and Liquors	27
-	-	-	-	Soft Drinks, Mineral Waters and Other Bottled Waters	28
-	-	-	-	Tobacco Products	29
-	-	-	-	Preparation, Spinning and Weaving of Textiles	30
-	-	-	-	Finishing of Textiles	31
-	-	-	-	Other Textiles	32
315	615	1,534	2,302	Wearing Apparel	33
-	-	-	-	Leather Products	34
-	-	-	-	Footwear	35
-	-	-	-	Sawmilling and Planning of Wood	36
-	-	-	-	Veneer Sheets and Wood-based Panels	37
-	-	-	-	Builders' Carpentry and Joinery	38
-	-	-	-	Wooden Containers and Other Wood Products	39
12,885	3,963	136,832	69,675	Paper and Paper Products	40
-	-	-	-	Furniture	41
-	-	-	-	Reproduction of Recorded Media	42
594	748	13,761	3,482	Printing	43
6,900	3,480	55,367	26,390	Coke and Refined Petroleum Products	44
-	6,029	26,211	-	Basic Chemicals	45
-	-	-	1,072	Fertilizers and Nitrogen Compounds	46
-	7,862	32,217	-	Paints and Varnishes	47
-	-	4,225	-	Pharmaceuticals, Medicinal Chemical and Botanical Products	48
-	-	-	-	Soaps & Detergents, Cleaning & Polishing, Perfumes and Toilet Preparations	49
-	-	25,915	-	Other Chemicals Products	50
24,140	-	-	43,356	Rubber Tyres and Tubes	51
-	-	-	-	Rubber Processing	52
-	-	-	-	Rubber Gloves	53
-	-	-	-	Other Rubber Products	54
-	-	56	-	Plastic Products	55
-	-	-	-	Glass and Glass Products	56
-	-	-	-	Refractory, Clay, Porcelain and Ceramic Products	57
-	-	-	-	Cement, Lime and Plaster	58
-	-	-	-	Non-Metallic Mineral Products	59
-	-	-	-	Basic Iron and Steel	60
-	-	-	-	Basic Precious and Other Non-Ferrous Metals	61
-	-	-	-	Casting of Metals	62
-	-	-	-	Structural Metal Products, Tanks, Reservoirs and Steam Generators	63
-	-	-	-	Other Fabricated Metal Products	64

Jadual 14: Jadual Penggunaan Import pada Harga Asas, Komoditi mengikut Aktiviti (RM'000), 2020

Table 14: Imports Use Tables at Basic Prices, Commodity by Activity (RM'000), 2020

	Komoditi / Aktiviti	Insurans/ Takaful dan Tabungan Pencen *Insurance/ Takaful and Pension Funding*	Aktiviti Sokongan Perkhidmatan Kewangan dan Insurans/ Takaful *Activities Auxiliary to Financial Service and Insurance/ Takaful*	Hartanah *Real Estate*	Pemilikan Kediaman *Ownership of Dwellings*
		109	110	111	112
65	Enjin & Turbin, Alatan Kuasa Bendalir, Pam, Pemampat, Kepala Paip dan Injap Lain	-	-	-	-
66	Jentera Kegunaan Umum Lain	-	-	-	-
67	Senjata, Peluru dan Mesin bertujuan Khas	-	-	-	-
68	Perkakasan Domestik	-	-	-	-
69	Komputer, Peranti, Mesin dan Kelengkapan Pejabat	271,942	2,217	7,901	-
70	Motor Elektrik, Penjana dan Transformer	-	-	-	-
71	Perkakasan Pengagihan & Pengawalan Elektrik, Bateri dan Akumulator	-	-	-	-
72	Kabel Gentian Optikal, Elektronik dan Elektrik Lain	-	-	-	-
73	Alatan Pendawaian, Kelengkapan Pencahayaan Elektrik dan Elektrik Lain	-	-	-	-
74	Komponen dan Papan Elektronik	-	-	-	-
75	Peralatan Komunikasi dan Elektronik Pengguna	-	-	-	2,218
76	Peralatan Penyinaran, Perubatan Elektro dan Elektroterapeutik	-	-	-	-
77	Kelengkapan Mengukur, Menguji, Memandu Arah dan Kawalan	-	-	-	-
78	Instrumen Optikal, Alatan Fotografi, Media Magnetik dan Optikal	-	-	-	-
79	Jam Tangan dan Jam	-	-	-	-
80	Kenderaan Bermotor, Treler dan Semi Treler	21	6	21	-
81	Motosikal	-	-	-	-
82	Kapal, Bot, Basikal dan 'Invalid Carriages'	-	-	-	-
83	Kelengkapan Pengangkutan Lain	-	-	-	-
84	Pembuatan Lain	7,961	6,046	12,331	-
85	Pembaikan & Pemasangan Mesin dan Kelengkapan	267	347	2,122	-
86	Elektrik dan Gas	1	-	29	-
87	Air	1	-	19	-
88	Pembetungan, Pengurusan Sisa dan Aktiviti Pemulihan	-	-	-	-
89	Bangunan Kediaman	-	-	-	-
90	Bangunan Bukan Kediaman	-	-	-	-
91	Kejuruteraan Awam	-	-	-	-
92	Aktiviti Pembinaan Pertukangan Khas	-	-	-	-
93	Perdagangan Borong & Runcit, Pembaikan Kenderaan Bermotor dan Motosikal	-	-	-	-
94	Penginapan	-	-	-	-
95	Makanan dan Minuman	-	-	-	-
96	Pengangkutan Darat	2	-	8	1
97	Pengangkutan Air	12	3	88	16
98	Pengangkutan Udara	1,706	146	133	24
99	Penggudangan dan Aktiviti Sokongan untuk Pengangkutan	1	-	5	1
100	Perkhidmatan berkaitan Pengangkutan Air dan Udara	-	-	-	-
101	Perkhidmatan Operasi Lebuhraya, Jambatan dan Terowong	-	-	-	-
102	Perkhidmatan Pos dan Kurier	669	89	126	-
103	Aktiviti Penerbitan	3,117	424	-	-
104	Telekomunikasi	34,395	10,598	30,750	-
105	Aktiviti Wayang Gambar, Pemprograman dan Penyiaran	-	-	-	-
106	Perkhidmatan Komputer dan Maklumat	68,431	4,760	4,917	-
107	Perantaraan Kewangan	27,583	14,759	58,114	34,946
108	Perkhidmatan Kewangan Lain	-	-	-	-
109	Insurans/ Takaful dan Tabungan Pencen	42,234	18,836	23,024	13,254
110	Aktiviti Sokongan Perkhidmatan Kewangan dan Insurans/ Takaful	-	-	-	-
111	Hartanah	-	-	-	-
112	Pemilikan Kediaman	-	-	-	-
113	Sewaan dan Pajakan	474,570	1,243,334	63,568	-
114	Penyelidikan dan Pembangunan Saintifik	-	-	-	-
115	Profesional	1,438,113	443,935	525,433	-
116	Perkhidmatan Perniagaan	-	-	-	-
117	Pentadbiran Awam	-	-	-	-
118	Pendidikan	-	-	-	-
119	Kesihatan	-	-	-	-
120	Ketenteraman dan Keselamatan Awam	-	-	-	-
121	Pentadbiran Awam Lain	-	-	-	-
122	Institusi bukan Keuntungan yang Berkhidmat kepada Isi Rumah	-	-	-	-
123	Kesenian, Hiburan dan Rekreasi	-	-	-	-
124	Perkhidmatan Swasta Lain	-	-	-	-
	JUMLAH	**2,380,370**	**1,750,619**	**989,120**	**316,901**

Jadual 14: Jadual Penggunaan Import pada Harga Asas, Komoditi mengikut Aktiviti (RM'000), 2020

Table 14: Imports Use Tables at Basic Prices, Commodity by Activity (RM'000), 2020

Sewaan dan Pajakan *Rental and Leasing*	Penyelidikan dan Pembangunan Saintifik *Scientific Research and Development*	Profesional *Professional*	Perkhidmatan Perniagaan *Business Services*	Activity / Commodity	
113	114	115	116		
-	-	-	-	Engines & Turbines, Fluid Power Equipment, Other Pumps, Compressors, Taps and Valves	65
-	-	-	-	Other General Purpose Machinery	66
-	-	-	-	Weapons, Ammunition and Special Purpose Machinery	67
-	-	-	-	Domestic Appliances	68
23	89,961	286,878	6,208	Computers, Peripheral, Office Equipment and Machinery	69
-	-	-	-	Electric Motors, Generators and Transformers	70
468	-	-	5,264	Electricity Distribution & Control Apparatus, Batteries and Accumulators	71
-	-	-	-	Fibre Optic Cables, Electronic and Other Electric	72
444	-	-	3,867	Wiring Devices, Electric Lighting Equipment and Other Electrical	73
-	-	-	-	Electronic Components and Boards	74
515	600	20,174	2,419	Communication Equipment and Consumer Electronics	75
-	-	-	-	Irradiation Equipment, Electro Medical and Electrotherapeutic	76
-	11,881	610,790	-	Measuring Equipment, Testing, Navigating and Control	77
-	-	14	-	Optical Instruments, Photographic Equipment, Magnetic and Optical Media	78
-	-	-	-	Watches and Clocks	79
146	4	105	411	Motor Vehicles, Trailers and Semi Trailers	80
-	-	-	-	Motorcycles	81
-	-	-	-	Ships, Boats, Bicycles and Invalid Carriages	82
-	-	-	-	Other Transport Equipment	83
5,066	-	13,982	30,049	Other Manufacturing	84
7,370	-	14,001	12,859	Repair & Installation of Machinery and Equipment	85
2	6	39	8	Electricity and Gas	86
1	5	17	7	Water	87
-	-	-	-	Sewerage, Waste Management and Remediation Activities	88
-	-	-	-	Residential Buildings	89
-	-	-	-	Non-Residential Buildings	90
-	-	-	-	Civil Engineering	91
-	-	-	-	Specialised Construction Activities	92
-	-	-	-	Wholesale & Retail Trade, Repair of Motor Vehicles and Motorcycles	93
-	-	-	-	Accommodation	94
-	-	-	-	Food and Beverage	95
2	1	11	4	Land Transport	96
10	8	109	31	Water Transport	97
66	188	1,796	834	Air Transport	98
1	-	6	3	Warehousing and Support Activities for Transportation	99
-	-	-	-	Services Incidental to Water and Air Transportation	100
-	-	-	-	Highway Operation Services, Bridge and Tunnel	101
26	29	767	194	Postal and Courier Activities	102
-	-	35	-	Publishing Activities	103
3,384	1,169	31,690	11,587	Telecommunications	104
-	-	-	-	Motion Picture, Programming and Broadcasting Activities	105
892	3,369	21,161	3,600	Computer and Information Services	106
8,296	31	338	40,507	Monetary Intermediation	107
-	-	-	-	Other Financial Service	108
13,902	2,305	41,634	30,734	Insurance/ Takaful and Pension Funding	109
-	-	-	-	Activities Auxiliary to Financial Service and Insurance/ Takaful	110
-	-	-	-	Real Estate	111
-	-	-	-	Ownership of Dwellings	112
10,121	108,997	260,081	103,440	Rental and Leasing	113
-	-	-	-	Scientific Research and Development	114
96,632	104,493	1,584,514	874,188	Professional	115
-	-	-	-	Business Services	116
-	-	-	-	Public Administration	117
-	-	-	-	Education	118
-	-	-	-	Health	119
-	-	-	-	Public Order and Safety	120
-	-	-	-	Other Public Administration	121
-	-	-	-	Non-Profit Institutions Serving Households	122
-	-	-	-	Arts, Entertainment and Recreation	123
-	-	-	-	Other Private Services	124
192,198	**345,743**	**3,184,262**	**1,272,490**	TOTAL	

Jadual 14: Jadual Penggunaan Import pada Harga Asas, Komoditi mengikut Aktiviti (RM'000), 2020

Table 14: Imports Use Tables at Basic Prices, Commodity by Activity (RM'000), 2020

	Komoditi \ Aktiviti	**Pentadbiran Awam** *Public Administration*	**Pendidikan** *Education*	**Kesihatan** *Health*	**Ketenteraman dan Keselamatan Awam** *Public Order and Safety*
		117	**118**	**119**	**120**
1	Padi	-	-	-	-
2	Tanaman Makanan	-	-	-	-
3	Sayur-sayuran	-	-	-	-
4	Buah-buahan	-	-	-	-
5	Getah	-	-	-	-
6	Kelapa Sawit	-	-	-	-
7	Tanaman Bunga	-	-	-	-
8	Pertanian Lain	-	-	-	-
9	Ternakan Ayam dan Itik	-	-	-	-
10	Ternakan Lain	-	-	-	-
11	Perhutanan dan Pembalakan	-	-	-	-
12	Perikanan dan Akuakultur	-	-	-	-
13	Minyak Mentah dan Gas Asli	-	-	-	-
14	Perlombongan Bijih Besi	-	-	-	-
15	Pengkuarian Batu, Pasir dan Tanah Liat	-	-	-	-
16	Perlombongan dan Pengkuarian Lain	-	-	-	-
17	Pemprosesan dan Pengawetan Daging	2,420	-	6,735	12,646
18	Pemprosesan dan Pengawetan Makanan Laut	5,514	-	24,176	18,813
19	Pemprosesan dan Pengawetan Buah-buahan & Sayur-sayuran	1,804	1	5,116	6,313
20	Produk Tenusu	704	-	2,935	969
21	Minyak & Lemak Sayuran dan Haiwan	355	-	1,235	634
22	Produk Bijian, Kanji dan Produk Berkanji	1,581	-	3,990	5,508
23	Produk Bakeri	578	2	3,367	2,167
24	Manisan	-	-	-	-
25	Prosesan Makanan Lain	5,777	10,145	2,709	4,486
26	Makanan Haiwan Tersedia	5,123	15	6	769
27	Spirit, Wain dan Minuman Keras	-	-	-	-
28	Minuman Ringan, Air Mineral dan Minuman Lain yang Dibotolkan	69	16	40	147
29	Produk Tembakau	-	-	-	-
30	Penyediaan, Pemintalan dan Penenunan Tekstil	742	724	1,302	16,528
31	Penyiapan Akhir Tekstil	-	-	-	-
32	Tekstil Lain	-	-	-	-
33	Pakaian	7,909	1,866	1,671	14,623
34	Produk Kulit	-	-	-	-
35	Kasut	-	-	-	-
36	Pengilangan dan Pengetaman Kayu	81	23	1	172
37	Kepingan Venier dan Panel berasaskan Kayu	628	75	5	263
38	Pertukangan Kayu dan Tanggam untuk Jurubina	32	56	1	103
39	Bekas Kayu dan Produk Kayu Lain	-	-	-	-
40	Kertas dan Produk Kertas	6,992	366,996	15,170	1,656
41	Perabot	2,550	256	358	780
42	Penerbitan Semula Media Rakaman	-	-	-	-
43	Percetakan	6,305	7,974	2,604	3,259
44	Kok dan Produk Petroleum Bertapis	27,501	14,590	12,385	17,709
45	Kimia Asas	5,368	995	3,087	4,999
46	Baja dan Sebatian Nitrogen	12,910	32	4,629	289
47	Cat dan Varnis	751	539	22	2,771
48	Produk Farmaseutikal, Kimia Perubatan dan Botani	32,399	101,249	390,578	9,015
49	Sabun & Bahan Pencuci, Pencuci dan Pengilat, Pewangi dan Dandanan Diri	1,453	341	1,164	3,827
50	Produk Kimia Lain	5,571	466	2,760	2,515
51	Tayar dan Tiub Getah	6,692	468	629	41,501
52	Prosesan Getah	11	3	1	58
53	Sarung Tangan Getah	7	2	-	20
54	Produk Getah Lain	74	28	2	207
55	Produk Plastik	659	19	18,288	352
56	Kaca dan Produk Kaca	48	31	1	82
57	Produk Refraktori, Tanah Liat, Porselin dan Seramik	1,004	480	28	1,693
58	Simen, Kapur dan Plaster	-	-	-	-
59	Produk Mineral bukan Logam	3,289	124	16	435
60	Besi dan Keluli Asas	1,598	252	4	2,355
61	Logam Asas Berharga dan Logam bukan Ferus Lain	6,674	772	4	3,742
62	Pengacuan Logam	-	-	-	-
63	Produk Struktur Logam, Tangki, Takungan dan Penjana Wap	1	-	-	2
64	Produk Logam Lain yang Direka	1,474	73	23	105,240

Jadual 14: Jadual Penggunaan Import pada Harga Asas, Komoditi mengikut Aktiviti (RM'000), 2020

Table 14: Imports Use Tables at Basic Prices, Commodity by Activity (RM'000), 2020

Pentadbiran Awam Lain *Other Public Administration*	Institusi bukan Keuntungan yang Berkhidmat kepada Isi rumah *Non-Profit Institutions Serving Households*	Kesenian, Hiburan dan Rekreasi *Arts, Entertainment and Recreation*	Perkhidmatan Swasta Lain *Other Private Services*	Jumlah Penggunaan Perantaraan *Total Intermediate Use*	Activity / Commodity	
121	122	123	124			
-	-	-	-	1	Paddy	1
-	-	-	-	2,497,729	Food Crops	2
-	-	-	-	336,706	Vegetables	3
-	-	-	-	202,974	Fruits	4
-	-	-	-	5,903,621	Rubber	5
-	-	-	-	250	Oil Palm	6
-	-	-	-	27,913	Flower Plants	7
-	-	-	-	6,860,357	Other Agriculture	8
-	-	-	-	12,999	Poultry Farming	9
-	-	-	-	159,329	Other Livestock	10
-	-	-	-	212,525	Forestry and Logging	11
-	-	-	-	262,035	Fishing and Aquaculture	12
-	-	-	-	28,236,759	Crude Oil and Natural Gas	13
-	-	-	-	6,983,937	Mining of Metal Ores	14
-	-	-	-	595,526	Quarrying of Stone, Sand and Clay	15
-	-	-	-	10,641,003	Other Mining and Quarrying	16
98	-	-	-	579,575	Processing and Preserving of Meat	17
193	-	-	-	1,432,331	Processing and Preserving of Seafood	18
65	-	-	-	416,961	Processing and Preserving of Fruits & Vegetables	19
13	-	-	-	731,425	Dairy Products	20
7	-	-	-	4,280,556	Vegetable & Animal Oils and Fats	21
35	-	-	-	1,858,603	Grain Mill Products, Starches and Starch Products	22
69	-	-	-	159,664	Bakery Products	23
-	-	-	-	1,979,906	Confectionery	24
426	-	-	-	589,830	Other Food Processing	25
28	-	-	-	1,561,574	Prepared Animal Feeds	26
-	-	-	-	39,772	Spirits, Wines and Liquors	27
2	-	-	-	41,924	Soft Drinks, Mineral Waters and Other Bottled Waters	28
-	-	-	-	6,975	Tobacco Products	29
88	-	-	-	1,546,596	Preparation, Spinning and Weaving of Textiles	30
-	-	-	-	6,327	Finishing of Textiles	31
-	-	-	-	1,392,395	Other Textiles	32
153	155	526	241	260,444	Wearing Apparel	33
-	-	-	-	387,259	Leather Products	34
-	-	-	-	65,657	Footwear	35
2	-	-	-	391,572	Sawmilling and Planning of Wood	36
9	-	-	-	1,583,546	Veneer Sheets and Wood-based Panels	37
6	-	-	-	104,777	Builders' Carpentry and Joinery	38
-	-	-	-	130,720	Wooden Containers and Other Wood Products	39
59	-	-	-	7,073,940	Paper and Paper Products	40
41	-	-	-	326,997	Furniture	41
-	-	-	-	-	Reproduction of Recorded Media	42
445	207	1,578	270	226,994	Printing	43
2,094	17,022	28,452	5,547	8,222,061	Coke and Refined Petroleum Products	44
223	-	-	-	21,322,486	Basic Chemicals	45
266	-	-	-	3,331,097	Fertilizers and Nitrogen Compounds	46
58	-	-	-	1,811,559	Paints and Varnishes	47
832	-	-	-	1,052,434	Pharmaceuticals, Medicinal Chemical and Botanical Products	48
137	-	-	-	3,179,867	Soaps & Detergents, Cleaning & Polishing, Perfumes and Toilet Preparations	49
163	-	-	-	27,260,962	Other Chemicals Products	50
391	-	-	-	1,795,118	Rubber Tyres and Tubes	51
-	-	-	-	768,689	Rubber Processing	52
-	-	-	-	192,601	Rubber Gloves	53
2	-	-	-	915,292	Other Rubber Products	54
10	-	-	4,675	5,586,990	Plastic Products	55
1	-	-	-	1,679,981	Glass and Glass Products	56
150	-	-	-	1,061,683	Refractory, Clay, Porcelain and Ceramic Products	57
-	-	-	-	377,449	Cement, Lime and Plaster	58
246	-	-	-	3,155,803	Non-Metallic Mineral Products	59
50	-	-	-	15,681,828	Basic Iron and Steel	60
171	-	-	-	29,359,362	Basic Precious and Other Non-Ferrous Metals	61
-	-	-	-	928,128	Casting of Metals	62
-	-	-	-	44,003	Structural Metal Products, Tanks, Reservoirs and Steam Generators	63
528	-	-	-	10,030,855	Other Fabricated Metal Products	64

Jadual 14: Jadual Penggunaan Import pada Harga Asas, Komoditi mengikut Aktiviti (RM'000), 2020

Table 14: Imports Use Tables at Basic Prices, Commodity by Activity (RM'000), 2020

	Komoditi / Aktiviti	Pentadbiran Awam *Public Administration*	Pendidikan *Education*	Kesihatan *Health*	Ketenteraman dan Keselamatan Awam *Public Order and Safety*
		117	118	119	120
65	Enjin & Turbin, Alatan Kuasa Bendalir, Pam, Pemampat, Kepala Paip dan Injap Lain	46,766	17,715	9,616	5,211
66	Jentera Kegunaan Umum Lain	975	260	304	1,025
67	Senjata, Peluru dan Mesin bertujuan Khas	3,964	705	119	74,324
68	Perkakasan Domestik	110	14	-	-
69	Komputer, Peranti, Mesin dan Kelengkapan Pejabat	2,096	13,047	61	244
70	Motor Elektrik, Penjana dan Transformer	-	-	-	-
71	Perkakasan Pengagihan & Pengawalan Elektrik, Bateri dan Akumulator	88,389	11,411	3,983	29,717
72	Kabel Gentian Optikal, Elektronik dan Elektrik Lain	-	-	-	-
73	Alatan Pendawaian, Kelengkapan Pencahayaan Elektrik dan Elektrik Lain	88,155	22,901	29,353	62,813
74	Komponen dan Papan Elektronik	15,741	7,825	482	4,821
75	Peralatan Komunikasi dan Elektronik Pengguna	14,499	23,053	591	4,710
76	Peralatan Penyinaran, Perubatan Elektro dan Elektroterapeutik	158	-	2,969	1,347
77	Kelengkapan Mengukur, Menguji, Memandu Arah dan Kawalan	628,389	47,887	826,574	12,800
78	Instrumen Optikal, Alatan Fotografi, Media Magnetik dan Optikal	1,169	79	59	565
79	Jam Tangan dan Jam	-	-	-	-
80	Kenderaan Bermotor, Treler dan Semi Treler	1,618	1,065	792	1,336
81	Motosikal	-	-	-	-
82	Kapal, Bot, Basikal dan 'Invalid Carriages'	-	-	-	-
83	Kelengkapan Pengangkutan Lain	-	-	-	-
84	Pembuatan Lain	232,848	185,887	136,694	51,582
85	Pembaikan & Pemasangan Mesin dan Kelengkapan	1,246	4,058	6,177	1,695
86	Elektrik dan Gas	156	183	68	35
87	Air	12	31	11	34
88	Pembetungan, Pengurusan Sisa dan Aktiviti Pemulihan	-	-	-	-
89	Bangunan Kediaman	-	-	-	-
90	Bangunan Bukan Kediaman	-	-	-	-
91	Kejuruteraan Awam	-	-	-	-
92	Aktiviti Pembinaan Pertukangan Khas	-	-	-	-
93	Perdagangan Borong & Runcit, Pembaikan Kenderaan Bermotor dan Motosikal	-	-	-	-
94	Penginapan	-	-	-	-
95	Makanan dan Minuman	-	-	-	-
96	Pengangkutan Darat	32	14	12	7
97	Pengangkutan Air	162	115	127	68
98	Pengangkutan Udara	4,270	508	486	425
99	Penggudangan dan Aktiviti Sokongan untuk Pengangkutan	28	9	8	5
100	Perkhidmatan berkaitan Pengangkutan Air dan Udara	2,947	2	6	8,425
101	Perkhidmatan Operasi Lebuhraya, Jambatan dan Terowong	-	-	-	-
102	Perkhidmatan Pos dan Kurier	1,322	2,649	63	41
103	Aktiviti Penerbitan	138	246	4	5
104	Telekomunikasi	8,752	9,885	5,935	16,090
105	Aktiviti Wayang Gambar, Pemprograman dan Penyiaran	-	-	-	-
106	Perkhidmatan Komputer dan Maklumat	68,334	20,537	15,550	3,558
107	Perantaraan Kewangan	23,380	5,419	19,197	3,072
108	Perkhidmatan Kewangan Lain	-	-	-	-
109	Insurans/ Takaful dan Tabungan Pencen	1,122	13,040	26,713	48
110	Aktiviti Sokongan Perkhidmatan Kewangan dan Insurans/ Takaful	-	-	-	-
111	Hartanah	-	-	-	-
112	Pemilikan Kediaman	-	-	-	-
113	Sewaan dan Pajakan	1,235,814	401,491	80,649	378,901
114	Penyelidikan dan Pembangunan Saintifik	-	-	-	-
115	Profesional	614,863	440,111	173,194	97,082
116	Perkhidmatan Perniagaan	-	-	-	-
117	Pentadbiran Awam	4	30,034	1,433	28,853
118	Pendidikan	-	-	-	-
119	Kesihatan	-	-	-	-
120	Ketenteraman dan Keselamatan Awam	-	-	-	-
121	Pentadbiran Awam Lain	-	-	-	-
122	Institusi bukan Keuntungan yang Berkhidmat kepada Isi Rumah	-	-	-	-
123	Kesenian, Hiburan dan Rekreasi	402,154	7,418	127,292	216,173
124	Perkhidmatan Swasta Lain	-	-	-	-
	JUMLAH	**3,646,254**	**1,776,215**	**1,973,567**	**1,291,662**

Jadual 14: Jadual Penggunaan Import pada Harga Asas, Komoditi mengikut Aktiviti (RM'000), 2020

Table 14: Imports Use Tables at Basic Prices, Commodity by Activity (RM'000), 2020

Pentadbiran Awam Lain *Other Public Administration*	Institusi bukan Keuntungan yang Berkhidmat kepada Isi rumah *Non-Profit Institutions Serving Households*	Kesenian, Hiburan dan Rekreasi *Arts, Entertainment and Recreation*	Perkhidmatan Swasta Lain *Other Private Services*	Jumlah Penggunaan Perantaraan *Total Intermediate Use*	Activity / Commodity	
121	122	123	124			
219	-	-	-	5,002,405	Engines & Turbines, Fluid Power Equipment, Other Pumps, Compressors, Taps and Valves	65
16	-	-	-	886,795	Other General Purpose Machinery	66
206	-	-	-	6,028,693	Weapons, Ammunition and Special Purpose Machinery	67
79	-	-	-	779,427	Domestic Appliances	68
14	-	-	-	4,788,764	Computers, Peripheral, Office Equipment and Machinery	69
-	-	-	-	709,876	Electric Motors, Generators and Transformers	70
740	-	-	-	4,315,246	Electricity Distribution & Control Apparatus, Batteries and Accumulators	71
-	-	-	-	3,213,583	Fibre Optic Cables, Electronic and Other Electric	72
4,088	-	488	-	1,935,638	Wiring Devices, Electric Lighting Equipment and Other Electrical	73
809	-	-	-	68,498,077	Electronic Components and Boards	74
260	-	-	-	747,576	Communication Equipment and Consumer Electronics	75
4	-	-	-	428,118	Irradiation Equipment, Electro Medical and Electrotherapeutic	76
19,349	-	-	-	4,278,739	Measuring Equipment, Testing, Navigating and Control	77
10	-	-	-	776,179	Optical Instruments, Photographic Equipment, Magnetic and Optical Media	78
-	-	-	-	292,700	Watches and Clocks	79
90	4	161	113	33,137	Motor Vehicles, Trailers and Semi Trailers	80
-	-	-	-	-	Motorcycles	81
-	-	-	-	69,679	Ships, Boats, Bicycles and Invalid Carriages	82
-	-	-	-	88,620	Other Transport Equipment	83
50,015	5,635	322,629	6,425	4,155,180	Other Manufacturing	84
137	-	4,741	427	1,801,858	Repair & Installation of Machinery and Equipment	85
29	9	38	6	4,454	Electricity and Gas	86
2	9	38	3	1,846	Water	87
-	-	-	-	-	Sewerage, Waste Management and Remediation Activities	88
-	-	-	-	-	Residential Buildings	89
-	-	-	-	-	Non-Residential Buildings	90
-	-	-	-	-	Civil Engineering	91
-	-	-	-	-	Specialised Construction Activities	92
-	-	-	-	-	Wholesale & Retail Trade, Repair of Motor Vehicles and Motorcycles	93
-	-	-	-	-	Accommodation	94
-	-	-	-	-	Food and Beverage	95
2	1	3	1	1,955	Land Transport	96
12	8	32	6	19,490	Water Transport	97
50	12	48	9	49,815	Air Transport	98
1	-	2	-	1,567	Warehousing and Support Activities for Transportation	99
-	-	-	-	40,720	Services Incidental to Water and Air Transportation	100
-	-	-	-	-	Highway Operation Services, Bridge and Tunnel	101
18	11	27	18	18,689	Postal and Courier Activities	102
10	-	-	-	24,586	Publishing Activities	103
1,689	1,440	63,557	84,130	2,560,936	Telecommunications	104
-	-	-	-	-	Motion Picture, Programming and Broadcasting Activities	105
13,566	78	-	244	11,148,886	Computer and Information Services	106
1,844	3,260	34,281	13,150	1,710,496	Monetary Intermediation	107
-	-	-	-	-	Other Financial Service	108
14	883	6,083	1,708	2,303,008	Insurance/ Takaful and Pension Funding	109
-	-	-	-	-	Activities Auxiliary to Financial Service and Insurance/ Takaful	110
-	-	-	-	-	Real Estate	111
-	-	-	-	-	Ownership of Dwellings	112
59,570	-	70,117	-	11,064,763	Rental and Leasing	113
-	-	-	-	-	Scientific Research and Development	114
8,085	17,826	600,037	18,203	25,258,792	Professional	115
-	-	-	-	-	Business Services	116
6	-	-	-	60,330	Public Administration	117
-	-	-	-	-	Education	118
-	-	-	-	-	Health	119
-	-	-	-	-	Public Order and Safety	120
-	-	-	-	-	Other Public Administration	121
-	-	-	-	-	Non-Profit Institutions Serving Households	122
23,229	-	45,077	-	821,343	Arts, Entertainment and Recreation	123
-	-	-	-	-	Other Private Services	124
191,229	**46,561**	**1,177,914**	**135,176**	**391,790,198**	TOTAL	

Jadual 14: Jadual Penggunaan Import pada Harga Asas, Komoditi mengikut Aktiviti (RM'000), 2020

Table 14: Imports Use Tables at Basic Prices, Commodity by Activity (RM'000), 2020

	Komoditi / Aktiviti	Perbelanjaan Swasta *Private Consumption*	Perbelanjaan Kerajaan *Government Consumption*	Pembentukan Modal Tetap Kasar *Gross Fixed Capital Formation*	Perubahan Inventori *Changes in Inventories*
1	Padi	-	-	-	-
2	Tanaman Makanan	3,291,152	-	-	-
3	Sayur-sayuran	3,240,170	-	-	-
4	Buah-buahan	2,154,055	-	-	-
5	Getah	-	-	-	-
6	Kelapa Sawit	-	-	-	-
7	Tanaman Bunga	21,891	-	-	-
8	Pertanian Lain	973,806	-	-	68,294
9	Ternakan Ayam dan Itik	59,134	-	-	-
10	Ternakan Lain	31,013	-	178,375	-
11	Perhutanan dan Pembalakan	4,608	-	-	-
12	Perikanan dan Akuakultur	1,088,745	-	-	-
13	Minyak Mentah dan Gas Asli	-	-	-	-
14	Perlombongan Bijih Besi	-	-	-	235,621
15	Pengkuarian Batu, Pasir dan Tanah Liat	-	-	-	-
16	Perlombongan dan Pengkuarian Lain	-	-	-	59,546
17	Pemprosesan dan Pengawetan Daging	3,418,475	-	-	-
18	Pemprosesan dan Pengawetan Makanan Laut	235,382	-	-	-
19	Pemprosesan dan Pengawetan Buah-buahan & Sayur-sayuran	3,066,565	-	-	-
20	Produk Tenusu	3,685,072	-	-	-
21	Minyak & Lemak Sayuran dan Haiwan	293,115	-	-	-
22	Produk Bijian, Kanji dan Produk Berkanji	3,055,007	-	-	-
23	Produk Bakeri	562,128	-	-	-
24	Manisan	175,696	-	-	15,902
25	Prosesan Makanan Lain	234,444	-	-	-
26	Makanan Haiwan Tersedia	137,255	-	-	-
27	Spirit, Wain dan Minuman Keras	420,251	-	-	-
28	Minuman Ringan, Air Mineral dan Minuman Lain yang Dibotolkan	315,997	-	-	-
29	Produk Tembakau	797,078	-	-	-
30	Penyediaan, Pemintalan dan Penenunan Tekstil	629,598	-	-	-
31	Penyiapan Akhir Tekstil	1,085	-	-	-
32	Tekstil Lain	875,800	-	-	-
33	Pakaian	3,142,267	-	-	-
34	Produk Kulit	5,310,223	-	-	-
35	Kasut	1,438,652	-	-	-
36	Pengilangan dan Pengetaman Kayu	-	-	-	-
37	Kepingan Venier dan Panel berasaskan Kayu	-	-	-	14,944
38	Pertukangan Kayu dan Tanggam untuk Jurubina	12,866	-	-	-
39	Bekas Kayu dan Produk Kayu Lain	138,913	-	-	483
40	Kertas dan Produk Kertas	1,904,275	-	-	-
41	Perabot	1,185,895	-	404,791	-
42	Penerbitan Semula Media Rakaman	-	-	-	-
43	Percetakan	108,191	-	-	-
44	Kok dan Produk Petroleum Bertapis	2,502,986	-	-	-
45	Kimia Asas	109,132	-	-	57,244
46	Baja dan Sebatian Nitrogen	74,391	-	-	-
47	Cat dan Varnis	197,281	-	-	-
48	Produk Farmaseutikal, Kimia Perubatan dan Botani	6,936,222	-	-	-
49	Sabun & Bahan Pencuci, Pencuci dan Pengilat, Pewangi dan Dandanan Diri	2,201,905	-	-	3,464
50	Produk Kimia Lain	516,686	-	-	82,984
51	Tayar dan Tiub Getah	-	-	-	6,730
52	Prosesan Getah	2,513	-	-	55
53	Sarung Tangan Getah	90,117	-	-	80
54	Produk Getah Lain	106,637	-	-	-
55	Produk Plastik	3,761,080	-	-	-
56	Kaca dan Produk Kaca	207,963	-	-	-
57	Produk Refraktori, Tanah Liat, Porselin dan Seramik	384,101	-	-	1,558
58	Simen, Kapur dan Plaster	-	-	-	-
59	Produk Mineral bukan Logam	12,885	-	-	-
60	Besi dan Keluli Asas	-	-	-	-
61	Logam Asas Berharga dan Logam bukan Ferus Lain	-	-	-	542,667
62	Pengacuan Logam	-	-	-	24,955
63	Produk Struktur Logam, Tangki, Takungan dan Penjana Wap	9,217	-	1,502,036	71,090
64	Produk Logam Lain yang Direka	393,424	-	1,958,012	-

Jadual 14: Jadual Penggunaan Import pada Harga Asas, Komoditi mengikut Aktiviti (RM'000), 2020

Table 14: Imports Use Tables at Basic Prices, Commodity by Activity (RM'000), 2020

Jumlah Penggunaan Domestik *Total Domestic Use*	Eksport *Exports*	Jumlah Penggunaan Akhir *Total Final Use*	Jumlah Penggunaan *Total Use*	*Activity* / *Commodity*	
-	-	-	1	*Paddy*	*1*
3,291,152	1,069,553	4,360,704	6,858,433	*Food Crops*	*2*
3,240,170	25,840	3,266,010	3,602,716	*Vegetables*	*3*
2,154,055	15,123	2,169,179	2,372,152	*Fruits*	*4*
-	281,095	281,095	6,184,716	*Rubber*	*5*
-	-	-	250	*Oil Palm*	*6*
21,891	131	22,022	49,935	*Flower Plants*	*7*
1,042,100	143,635	1,185,735	8,046,092	*Other Agriculture*	*8*
59,134	-	59,134	72,132	*Poultry Farming*	*9*
209,388	3,431	212,819	372,148	*Other Livestock*	*10*
4,608	12,339	16,948	229,473	*Forestry and Logging*	*11*
1,088,745	34,642	1,123,387	1,385,422	*Fishing and Aquaculture*	*12*
-	7,581,599	7,581,599	35,818,358	*Crude Oil and Natural Gas*	*13*
235,621	2,067,477	2,303,099	9,287,036	*Mining of Metal Ores*	*14*
-	87,360	87,360	682,886	*Quarrying of Stone, Sand and Clay*	*15*
59,546	27,653	87,200	10,728,202	*Other Mining and Quarrying*	*16*
3,418,475	13,150	3,431,625	4,011,200	*Processing and Preserving of Meat*	*17*
235,382	2,051,708	2,287,089	3,719,421	*Processing and Preserving of Seafood*	*18*
3,066,565	25,382	3,091,946	3,508,907	*Processing and Preserving of Fruits & Vegetables*	*19*
3,685,072	44,274	3,729,346	4,460,771	*Dairy Products*	*20*
293,115	6,483,247	6,776,362	11,056,918	*Vegetable & Animal Oils and Fats*	*21*
3,055,007	164,436	3,219,442	5,078,046	*Grain Mill Products, Starches and Starch Products*	*22*
562,128	19,822	581,950	741,614	*Bakery Products*	*23*
191,597	2,390,471	2,582,068	4,561,975	*Confectionery*	*24*
234,444	6,524,839	6,759,283	7,349,113	*Other Food Processing*	*25*
137,255	19,376	156,630	1,718,205	*Prepared Animal Feeds*	*26*
420,251	177,691	597,943	637,715	*Spirits, Wines and Liquors*	*27*
315,997	6,664	322,662	364,585	*Soft Drinks, Mineral Waters and Other Bottled Waters*	*28*
797,078	180,229	977,307	984,282	*Tobacco Products*	*29*
629,598	265,034	894,632	2,441,228	*Preparation, Spinning and Weaving of Textiles*	*30*
1,085	2,688	3,773	10,099	*Finishing of Textiles*	*31*
875,800	2,254,102	3,129,902	4,522,297	*Other Textiles*	*32*
3,142,267	1,271,184	4,413,451	4,673,895	*Wearing Apparel*	*33*
5,310,223	1,245,018	6,555,241	6,942,499	*Leather Products*	*34*
1,438,652	277,370	1,716,022	1,781,679	*Footwear*	*35*
-	311,834	311,834	703,406	*Sawmilling and Planning of Wood*	*36*
14,944	511,925	526,869	2,110,415	*Veneer Sheets and Wood-based Panels*	*37*
12,866	51,123	63,989	168,767	*Builders' Carpentry and Joinery*	*38*
139,395	32,707	172,102	302,822	*Wooden Containers and Other Wood Products*	*39*
1,904,275	1,612,916	3,517,191	10,591,131	*Paper and Paper Products*	*40*
1,590,686	2,007,802	3,598,487	3,925,485	*Furniture*	*41*
-	-	-	-	*Reproduction of Recorded Media*	*42*
108,191	22,746	130,937	357,931	*Printing*	*43*
2,502,986	263,343	2,766,329	10,988,390	*Coke and Refined Petroleum Products*	*44*
166,377	3,809,472	3,975,849	25,298,335	*Basic Chemicals*	*45*
74,391	58,929	133,319	3,464,416	*Fertilizers and Nitrogen Compounds*	*46*
197,281	33,469	230,750	2,042,309	*Paints and Varnishes*	*47*
6,936,222	295,016	7,231,238	8,283,672	*Pharmaceuticals, Medicinal Chemical and Botanical Products*	*48*
2,205,369	378,630	2,583,999	5,763,866	*Soaps & Detergents, Cleaning & Polishing, Perfumes and Toilet Preparations*	*49*
599,670	5,502,209	6,101,879	33,362,840	*Other Chemicals Products*	*50*
6,730	533,331	540,062	2,335,180	*Rubber Tyres and Tubes*	*51*
2,568	67,394	69,962	838,651	*Rubber Processing*	*52*
90,197	239,113	329,311	521,912	*Rubber Gloves*	*53*
106,637	37,018	143,655	1,058,947	*Other Rubber Products*	*54*
3,761,080	224,862	3,985,942	9,572,932	*Plastic Products*	*55*
207,963	2,564,927	2,772,890	4,452,871	*Glass and Glass Products*	*56*
385,659	152,995	538,655	1,600,338	*Refractory, Clay, Porcelain and Ceramic Products*	*57*
-	438	438	377,886	*Cement, Lime and Plaster*	*58*
12,885	1,084,384	1,097,269	4,253,072	*Non-Metallic Mineral Products*	*59*
-	4,221,872	4,221,872	19,903,700	*Basic Iron and Steel*	*60*
542,667	5,867,231	6,409,899	35,769,260	*Basic Precious and Other Non-Ferrous Metals*	*61*
24,955	65,815	90,770	1,018,898	*Casting of Metals*	*62*
1,582,344	57,781	1,640,125	1,684,128	*Structural Metal Products, Tanks, Reservoirs and Steam Generators*	*63*
2,351,436	651,857	3,003,293	13,034,148	*Other Fabricated Metal Products*	*64*

Jadual 14: Jadual Penggunaan Import pada Harga Asas, Komoditi mengikut Aktiviti (RM'000), 2020

Table 14: Imports Use Tables at Basic Prices, Commodity by Activity (RM'000), 2020

	Komoditi / Aktiviti	Perbelanjaan Swasta *Private Consumption*	Perbelanjaan Kerajaan *Government Consumption*	Pembentukan Modal Tetap Kasar *Gross Fixed Capital Formation*	Perubahan Inventori *Changes in Inventories*
65	Enjin & Turbin, Alatan Kuasa Bendalir, Pam, Pemampat, Kepala Paip dan Injap Lain	387,776	-	3,325,410	-
66	Jentera Kegunaan Umum Lain	1,289,454	-	13,420,905	-
67	Senjata, Peluru dan Mesin bertujuan Khas	18,508	-	9,866,352	1,340,069
68	Perkakasan Domestik	1,204,857	-	664,545	-
69	Komputer, Peranti, Mesin dan Kelengkapan Pejabat	297,779	-	9,615,910	-
70	Motor Elektrik, Penjana dan Transformer	-	-	8,294,563	-
71	Perkakasan Pengagihan & Pengawalan Elektrik, Bateri dan Akumulator	993,679	-	1,027,653	-
72	Kabel Gentian Optikal, Elektronik dan Elektrik Lain	1,043,650	-	-	3,793
73	Alatan Pendawaian, Kelengkapan Pencahayaan Elektrik dan Elektrik Lain	562,418	-	37,013	-
74	Komponen dan Papan Elektronik	-	-	-	309,105
75	Peralatan Komunikasi dan Elektronik Pengguna	1,411,487	-	12,174,010	44,223
76	Peralatan Penyinaran, Perubatan Elektro dan Elektroterapeutik	119,261	-	1,485,045	2,697
77	Kelengkapan Mengukur, Menguji, Memandu Arah dan Kawalan	-	-	4,893,330	-
78	Instrumen Optikal, Alatan Fotografi, Media Magnetik dan Optikal	22,530	-	595,790	-
79	Jam Tangan dan Jam	1,597,339	-	21,165	-
80	Kenderaan Bermotor, Treler dan Semi Treler	658,407	-	14,612,323	57,682
81	Motosikal	947,796	-	-	-
82	Kapal, Bot, Basikal dan 'Invalid Carriages'	138,057	-	950,430	-
83	Kelengkapan Pengangkutan Lain	-	-	5,678,842	-
84	Pembuatan Lain	917,537	-	1,700,901	-
85	Pembaikan & Pemasangan Mesin dan Kelengkapan	1,319	-	-	207
86	Elektrik dan Gas	717	-	-	2
87	Air	948	-	-	-
88	Pembetungan, Pengurusan Sisa dan Aktiviti Pemulihan	-	-	-	-
89	Bangunan Kediaman	-	-	-	-
90	Bangunan Bukan Kediaman	-	-	-	3,829,608
91	Kejuruteraan Awam	-	-	-	-
92	Aktiviti Pembinaan Pertukangan Khas	-	-	-	-
93	Perdagangan Borong & Runcit, Pembaikan Kenderaan Bermotor dan Motosikal	-	-	-	-
94	Penginapan	-	-	-	-
95	Makanan dan Minuman	-	-	-	-
96	Pengangkutan Darat	563	1	-	-
97	Pengangkutan Air	4,484	6	-	-
98	Pengangkutan Udara	6,045	8	-	-
99	Penggudangan dan Aktiviti Sokongan untuk Pengangkutan	1,715	-	-	-
100	Perkhidmatan berkaitan Pengangkutan Air dan Udara	-	-	-	-
101	Perkhidmatan Operasi Lebuhraya, Jambatan dan Terowong	-	-	-	-
102	Perkhidmatan Pos dan Kurier	13,814	-	-	-
103	Aktiviti Penerbitan	8,322	-	-	-
104	Telekomunikasi	3,127,653	-	-	-
105	Aktiviti Wayang Gambar, Pemprograman dan Penyiaran	-	-	-	-
106	Perkhidmatan Komputer dan Maklumat	109	-	-	-
107	Perantaraan Kewangan	836,419	-	-	-
108	Perkhidmatan Kewangan Lain	-	-	-	-
109	Insurans/ Takaful dan Tabungan Pencen	2,515,405	-	-	-
110	Aktiviti Sokongan Perkhidmatan Kewangan dan Insurans/ Takaful	-	-	-	-
111	Hartanah	-	-	-	-
112	Pemilikan Kediaman	-	-	-	-
113	Sewaan dan Pajakan	1,098,531	-	-	-
114	Penyelidikan dan Pembangunan Saintifik	1,430	2,383,652	2,973,356	-
115	Profesional	132,368	-	-	-
116	Perkhidmatan Perniagaan	-	-	-	-
117	Pentadbiran Awam	-	874,677	-	-
118	Pendidikan	-	-	-	-
119	Kesihatan	-	-	-	-
120	Ketenteraman dan Keselamatan Awam	-	-	-	-
121	Pentadbiran Awam Lain	-	-	-	-
122	Institusi bukan Keuntungan yang Berkhidmat kepada Isi Rumah	-	-	-	-
123	Kesenian, Hiburan dan Rekreasi	2,280,116	93,318	-	-
124	Perkhidmatan Swasta Lain	-	-	-	-
	JUMLAH	**81,155,838**	**3,351,662**	**95,380,757**	**6,773,003**

Jadual 14: Jadual Penggunaan Import pada Harga Asas, Komoditi mengikut Aktiviti (RM'000), 2020

Table 14: Imports Use Tables at Basic Prices, Commodity by Activity (RM'000), 2020

Jumlah Penggunaan Domestik *Total Domestic Use*	Eksport *Exports*	Jumlah Penggunaan Akhir *Total Final Use*	Jumlah Penggunaan *Total Use*	*Activity* / *Commodity*	
3,713,186	1,606,106	5,319,292	10,321,697	***Engines & Turbines, Fluid Power Equipment, Other Pumps, Compressors, Taps and Valves***	***65***
14,710,359	410,223	15,120,581	16,007,376	***Other General Purpose Machinery***	***66***
11,224,930	4,402,606	15,627,536	21,656,229	***Weapons, Ammunition and Special Purpose Machinery***	***67***
1,869,403	2,658,182	4,527,585	5,307,011	***Domestic Appliances***	***68***
9,913,688	10,749,090	20,662,778	25,451,542	***Computers, Peripheral, Office Equipment and Machinery***	***69***
8,294,563	897,733	9,192,296	9,902,172	***Electric Motors, Generators and Transformers***	***70***
2,021,333	6,691,483	8,712,816	13,028,062	***Electricity Distribution & Control Apparatus, Batteries and Accumulators***	***71***
1,047,443	267,922	1,315,365	4,528,948	***Fibre Optic Cables, Electronic and Other Electric***	***72***
599,431	501,756	1,101,186	3,036,824	***Wiring Devices, Electric Lighting Equipment and Other Electrical***	***73***
309,105	77,825,378	78,134,483	146,632,560	***Electronic Components and Boards***	***74***
13,629,719	391,794	14,021,513	14,769,089	***Communication Equipment and Consumer Electronics***	***75***
1,607,004	1,130,720	2,737,724	3,165,842	***Irradiation Equipment, Electro Medical and Electrotherapeutic***	***76***
4,893,330	470,035	5,363,365	9,642,104	***Measuring Equipment, Testing, Navigating and Control***	***77***
618,320	213,558	831,878	1,608,058	***Optical Instruments, Photographic Equipment, Magnetic and Optical Media***	***78***
1,618,504	17,846	1,636,351	1,929,051	***Watches and Clocks***	***79***
15,328,412	3,664,423	18,992,836	19,025,973	***Motor Vehicles, Trailers and Semi Trailers***	***80***
947,796	53,999	1,001,795	1,001,795	***Motorcycles***	***81***
1,088,487	11,941	1,100,428	1,170,107	***Ships, Boats, Bicycles and Invalid Carriages***	***82***
5,678,842	2,960,293	8,639,135	8,727,755	***Other Transport Equipment***	***83***
2,618,438	4,272,552	6,890,990	11,046,169	***Other Manufacturing***	***84***
1,526	-	1,526	1,803,384	***Repair & Installation of Machinery and Equipment***	***85***
719	-	719	5,173	***Electricity and Gas***	***86***
948	-	948	2,794	***Water***	***87***
-	-	-	-	***Sewerage, Waste Management and Remediation Activities***	***88***
-	-	-	-	***Residential Buildings***	***89***
3,829,608	-	3,829,608	3,829,608	***Non-Residential Buildings***	***90***
-	-	-	-	***Civil Engineering***	***91***
-	-	-	-	***Specialised Construction Activities***	***92***
-	-	-	-	***Wholesale & Retail Trade, Repair of Motor Vehicles and Motorcycles***	***93***
-	-	-	-	***Accommodation***	***94***
-	-	-	-	***Food and Beverage***	***95***
564	-	564	2,519	***Land Transport***	***96***
4,490	-	4,490	23,980	***Water Transport***	***97***
6,053	-	6,053	55,868	***Air Transport***	***98***
1,715	-	1,715	3,282	***Warehousing and Support Activities for Transportation***	***99***
-	-	-	40,720	***Services Incidental to Water and Air Transportation***	***100***
-	-	-	-	***Highway Operation Services, Bridge and Tunnel***	***101***
13,814	-	13,814	32,503	***Postal and Courier Activities***	***102***
8,322	2,061	10,384	34,970	***Publishing Activities***	***103***
3,127,653	-	3,127,653	5,688,590	***Telecommunications***	***104***
-	-	-	-	***Motion Picture, Programming and Broadcasting Activities***	***105***
109	-	109	11,148,995	***Computer and Information Services***	***106***
836,419	-	836,419	2,546,915	***Monetary Intermediation***	***107***
-	-	-	-	***Other Financial Service***	***108***
2,515,405	-	2,515,405	4,818,413	***Insurance/ Takaful and Pension Funding***	***109***
-	-	-	-	***Activities Auxiliary to Financial Service and Insurance/ Takaful***	***110***
-	-	-	-	***Real Estate***	***111***
-	-	-	-	***Ownership of Dwellings***	***112***
1,098,531	-	1,098,531	12,163,294	***Rental and Leasing***	***113***
5,358,438	-	5,358,438	5,358,438	***Scientific Research and Development***	***114***
132,368	-	132,368	25,391,159	***Professional***	***115***
-	-	-	-	***Business Services***	***116***
874,677	-	874,677	935,007	***Public Administration***	***117***
-	-	-	-	***Education***	***118***
-	-	-	-	***Health***	***119***
-	-	-	-	***Public Order and Safety***	***120***
-	-	-	-	***Other Public Administration***	***121***
-	-	-	-	***Non-Profit Institutions Serving Households***	***122***
2,373,435	2,211	2,375,645	3,196,988	***Arts, Entertainment and Recreation***	***123***
-	-	-	-	***Other Private Services***	***124***
186,661,261	**184,629,617**	**371,290,878**	**763,081,075**	***TOTAL***	

Jadual 15: Jadual Penggunaan pada Harga Pembeli, Komoditi mengikut Aktiviti (RM'000), 2020

Table 15: Use Tables at Purchasers' Prices, Commodity by Activity (RM'000), 2020

	Komoditi \ Aktiviti	Padi *Paddy*	Tanaman Makanan *Food Crops*	Sayur-sayuran *Vegetables*	Buah-buahan *Fruits*	Getah *Rubber*
		1	2	3	4	5
1	Padi	6,570	-	5	-	-
2	Tanaman Makanan	-	11,171	-	121	-
3	Sayur-sayuran	-	139	4,005	104	-
4	Buah-buahan	-	-	15,113	49,558	-
5	Getah	-	-	-	-	1,785
6	Kelapa Sawit	-	-	-	-	-
7	Tanaman Bunga	-	-	-	-	-
8	Pertanian Lain	74,797	9,042	376,124	173,215	2,757
9	Ternakan Ayam dan Itik	-	-	-	-	-
10	Ternakan Lain	20	3	11,214	183	2,513
11	Perhutanan dan Pembalakan	-	-	-	-	145,378
12	Perikanan dan Akuakultur	-	-	-	-	-
13	Minyak Mentah dan Gas Asli	-	-	-	-	-
14	Perlombongan Bijih Besi	-	-	-	-	-
15	Pengkuarian Batu, Pasir dan Tanah Liat	-	-	-	-	-
16	Perlombongan dan Pengkuarian Lain	-	-	-	-	-
17	Pemprosesan dan Pengawetan Daging	-	-	-	-	-
18	Pemprosesan dan Pengawetan Makanan Laut	-	-	-	-	-
19	Pemprosesan dan Pengawetan Buah-buahan & Sayur-sayuran	-	-	-	-	-
20	Produk Tenusu	-	-	-	-	-
21	Minyak & Lemak Sayuran dan Haiwan	-	-	-	-	-
22	Produk Bijian, Kanji dan Produk Berkanji	-	-	-	-	-
23	Produk Bakeri	-	-	-	-	-
24	Manisan	-	-	-	-	-
25	Prosesan Makanan Lain	-	-	-	-	-
26	Makanan Haiwan Tersedia	-	-	-	-	-
27	Spirit, Wain dan Minuman Keras	-	-	-	-	-
28	Minuman Ringan, Air Mineral dan Minuman Lain yang Dibotolkan	-	-	-	-	-
29	Produk Tembakau	-	-	-	-	-
30	Penyediaan, Pemintalan dan Penenunan Tekstil	-	-	-	-	-
31	Penyiapan Akhir Tekstil	-	-	-	-	-
32	Tekstil Lain	-	-	-	-	-
33	Pakaian	-	585	-	26,711	-
34	Produk Kulit	-	-	-	-	-
35	Kasut	-	-	-	-	-
36	Pengilangan dan Pengetaman Kayu	-	-	-	-	-
37	Kepingan Venier dan Panel berasaskan Kayu	-	-	-	-	-
38	Pertukangan Kayu dan Tanggam untuk Jurubina	-	-	-	-	-
39	Bekas Kayu dan Produk Kayu Lain	-	-	-	-	-
40	Kertas dan Produk Kertas	-	-	8,705	-	-
41	Perabot	1,038	399	8,527	6,264	733
42	Penerbitan Semula Media Rakaman	-	-	-	-	-
43	Percetakan	-	-	-	-	-
44	Kok dan Produk Petroleum Bertapis	20,976	16,589	342,739	393,647	292,548
45	Kimia Asas	58,358	34,579	622,828	227,339	52,146
46	Baja dan Sebatian Nitrogen	110,905	136,078	1,068,687	350,654	108,339
47	Cat dan Varnis	-	61	280	22	-
48	Produk Farmaseutikal, Kimia Perubatan dan Botani	553	-	-	26	-
49	Sabun & Bahan Pencuci, Pencuci dan Pengilat, Pewangi dan Dandanan Diri	-	-	-	-	-
50	Produk Kimia Lain	37,382	24,584	293,959	125,263	35,714
51	Tayar dan Tiub Getah	-	-	-	-	-
52	Prosesan Getah	-	-	-	-	-
53	Sarung Tangan Getah	-	-	1	-	-
54	Produk Getah Lain	-	-	2	-	-
55	Produk Plastik	951	4,402	171,062	57,654	2,070
56	Kaca dan Produk Kaca	-	-	-	-	-
57	Produk Refraktori, Tanah Liat, Porselin dan Seramik	-	-	-	-	-
58	Simen, Kapur dan Plaster	-	-	757	6	-
59	Produk Mineral bukan Logam	-	-	-	-	-
60	Besi dan Keluli Asas	-	-	-	-	-
61	Logam Asas Berharga dan Logam bukan Ferus Lain	-	-	-	-	-
62	Pengacuan Logam	-	-	-	-	-
63	Produk Struktur Logam, Tangki, Takungan dan Penjana Wap	-	-	52	-	-
64	Produk Logam Lain yang Direka	-	-	3	-	-
65	Enjin & Turbin, Alatan Kuasa Bendalir, Pam, Pemampat, Kepala Paip dan Injap Lain	-	-	-	-	-
66	Jentera Kegunaan Umum Lain	-	-	-	-	-
67	Senjata, Peluru dan Mesin bertujuan Khas	6,201	2,020	52,476	38,784	5,429
68	Perkakasan Domestik	-	-	-	-	-

Jadual 15: Jadual Penggunaan pada Harga Pembeli, Komoditi mengikut Aktiviti (RM'000), 2020

Table 15: Use Tables at Purchasers' Prices, Commodity by Activity (RM'000), 2020

Kelapa Sawit *Oil Palm*	Tanaman Bunga *Flower Plants*	Pertanian Lain *Other Agriculture*	Menternak Ayam & Itik *Poultry Farming*	Ternakan Lain *Other Livestock*	Activity / Commodity	
6	7	8	9	10		
-	-	-	-	11	Paddy	1
-	-	-	-	-	Food Crops	2
-	-	-	-	88	Vegetables	3
4	-	-	-	-	Fruits	4
-	-	-	-	-	Rubber	5
-	-	-	-	-	Oil Palm	6
12,414	89,141	1,707	56,347	1,845	Flower Plants	7
2,484,669	61,542	72,385	5,024	376	Other Agriculture	8
-	-	-	958	-	Poultry Farming	9
35,393	55	2	53,602	10,935	Other Livestock	10
342,047	36,874	1,188	-	-	Forestry and Logging	11
-	-	-	-	-	Fishing and Aquaculture	12
-	-	-	-	-	Crude Oil and Natural Gas	13
-	-	-	-	-	Mining of Metal Ores	14
-	-	-	17,937	711	Quarrying of Stone, Sand and Clay	15
674,256	-	-	-	-	Other Mining and Quarrying	16
-	-	-	-	-	Processing and Preserving of Meat	17
-	-	-	-	-	Processing and Preserving of Seafood	18
1,070	-	-	-	-	Processing and Preserving of Fruits & Vegetables	19
-	-	-	-	-	Dairy Products	20
-	-	-	-	-	Vegetable & Animal Oils and Fats	21
-	-	-	-	-	Grain Mill Products, Starches and Starch Products	22
-	-	-	-	-	Bakery Products	23
-	-	-	-	-	Confectionery	24
-	-	-	-	-	Other Food Processing	25
10,211	-	-	7,314,721	2,481,184	Prepared Animal Feeds	26
-	-	-	-	-	Spirits, Wines and Liquors	27
-	-	-	-	-	Soft Drinks, Mineral Waters and Other Bottled Waters	28
-	-	-	-	-	Tobacco Products	29
-	-	-	-	-	Preparation, Spinning and Weaving of Textiles	30
-	-	-	-	-	Finishing of Textiles	31
-	-	-	-	-	Other Textiles	32
482	-	-	-	-	Wearing Apparel	33
-	-	-	-	-	Leather Products	34
-	-	-	-	-	Footwear	35
-	-	-	179,949	1	Sawmilling and Planning of Wood	36
-	-	-	-	-	Veneer Sheets and Wood-based Panels	37
-	-	-	-	-	Builders' Carpentry and Joinery	38
-	-	-	-	-	Wooden Containers and Other Wood Products	39
-	-	-	336	46	Paper and Paper Products	40
40,015	19,926	950	6,167	2,167	Furniture	41
-	-	-	-	-	Reproduction of Recorded Media	42
-	-	-	-	-	Printing	43
852,828	252,057	47,200	176,895	63,029	Coke and Refined Petroleum Products	44
875,141	171,548	11,166	155	133	Basic Chemicals	45
3,143,517	194,147	50,171	5	21	Fertilizers and Nitrogen Compounds	46
1,351	112	12	-	-	Paints and Varnishes	47
5,482	-	15	490,733	66,944	Pharmaceuticals, Medicinal Chemical and Botanical Products	48
-	-	-	83	-	Soaps & Detergents, Cleaning & Polishing, Perfumes and Toilet Preparations	49
1,538,802	163,123	26,200	7	87	Other Chemicals Products	50
-	-	-	-	-	Rubber Tyres and Tubes	51
-	-	-	-	-	Rubber Processing	52
-	-	-	-	-	Rubber Gloves	53
-	-	1	-	-	Other Rubber Products	54
19,249	115,606	6,112	41,307	5,688	Plastic Products	55
-	-	-	-	-	Glass and Glass Products	56
14	1,097	-	-	-	Refractory, Clay, Porcelain and Ceramic Products	57
921	-	24	6	-	Cement, Lime and Plaster	58
13	65	-	-	-	Non-Metallic Mineral Products	59
-	-	-	-	-	Basic Iron and Steel	60
216	-	-	-	-	Basic Precious and Other Non-Ferrous Metals	61
-	-	-	-	-	Casting of Metals	62
-	-	-	-	-	Structural Metal Products, Tanks, Reservoirs and Steam Generators	63
435	474	-	-	-	Other Fabricated Metal Products	64
-	-	-	-	-	Engines & Turbines, Fluid Power Equipment, Other Pumps, Compressors, Taps and Valves	65
-	-	-	-	-	Other General Purpose Machinery	66
194,167	90,789	6,674	34,152	15,391	Weapons, Ammunition and Special Purpose Machinery	67
-	-	-	-	-	Domestic Appliances	68

Jadual 15: Jadual Penggunaan pada Harga Pembeli, Komoditi mengikut Aktiviti (RM'000), 2020

Table 15: Use Tables at Purchasers' Prices, Commodity by Activity (RM'000), 2020

	Komoditi / Aktiviti	Padi *Paddy*	Tanaman Makanan *Food Crops*	Sayur-sayuran *Vegetables*	Buah-buahan *Fruits*	Getah *Rubber*
		1	2	3	4	5
69	Komputer, Peranti, Mesin dan Kelengkapan Pejabat	627	241	5,657	3,851	544
70	Motor Elektrik, Penjana dan Transformer	-	-	-	-	-
71	Perkakasan Pengagihan & Pengawalan Elektrik, Bateri dan Akumulator	-	-	-	-	-
72	Kabel Gentian Optikal, Elektronik dan Elektrik Lain	-	-	-	-	-
73	Alatan Pendawaian, Kelengkapan Pencahayaan Elektrik dan Elektrik Lain	-	-	-	-	-
74	Komponen dan Papan Elektronik	-	-	-	-	-
75	Peralatan Komunikasi dan Elektronik Pengguna	-	-	3,455	-	-
76	Peralatan Penyinaran, Perubatan Elektro dan Elektroterapeutik	-	-	-	-	-
77	Kelengkapan Mengukur, Menguji, Memandu Arah dan Kawalan	-	-	-	-	-
78	Instrumen Optikal, Alatan Fotografi, Media Magnetik dan Optikal	-	-	-	-	-
79	Jam Tangan dan Jam	-	-	-	-	-
80	Kenderaan Bermotor, Treler dan Semi Treler	54,587	11,873	240,872	141,788	23,659
81	Motosikal	-	-	-	-	-
82	Kapal, Bot, Basikal dan 'Invalid Carriages'	-	-	-	-	-
83	Kelengkapan Pengangkutan Lain	-	-	-	-	-
84	Pembuatan Lain	442	423	3,992	8,543	908
85	Pembaikan & Pemasangan Mesin dan Kelengkapan	-	-	-	-	-
86	Elektrik dan Gas	2,302	85,891	126,033	38,694	10,283
87	Air	1,224	31,769	110,573	17,102	4,527
88	Pembetungan, Pengurusan Sisa dan Aktiviti Pemulihan	651	126	1,934	9,288	467
89	Bangunan Kediaman	-	-	-	-	-
90	Bangunan Bukan Kediaman	-	-	-	-	-
91	Kejuruteraan Awam	-	-	-	-	-
92	Aktiviti Pembinaan Pertukangan Khas	-	-	-	-	-
93	Perdagangan Borong & Runcit, Pembaikan Kenderaan Bermotor dan Motosikal	4,340	247	5,012	4,110	412
94	Penginapan	131	131	2,172	1,962	465
95	Makanan dan Minuman	11,486	9,950	99,806	59,089	16,813
96	Pengangkutan Darat	-	-	-	-	-
97	Pengangkutan Air	-	-	-	-	-
98	Pengangkutan Udara	129	110	1,968	1,656	455
99	Penggudangan dan Aktiviti Sokongan untuk Pengangkutan	-	-	-	-	-
100	Perkhidmatan berkaitan Pengangkutan Air dan Udara	-	-	-	-	-
101	Perkhidmatan Operasi Lebuhraya, Jambatan dan Terowong	-	-	-	-	-
102	Perkhidmatan Pos dan Kurier	10	174	1,254	969	295
103	Aktiviti Penerbitan	-	-	-	-	-
104	Telekomunikasi	1,606	1,720	45,547	43,216	9,518
105	Aktiviti Wayang Gambar, Pemprograman dan Penyiaran	-	-	-	-	-
106	Perkhidmatan Komputer dan Maklumat	-	2	2,094	1,458	4
107	Perantaraan Kewangan	44,989	26,080	203,280	121,075	15,173
108	Perkhidmatan Kewangan Lain	3,792	4,070	33,841	161,016	6,078
109	Insurans/ Takaful dan Tabungan Pencen	2,107	3,776	33,491	49,790	7,050
110	Aktiviti Sokongan Perkhidmatan Kewangan dan Insurans/ Takaful	82	128	4,062	4,104	609
111	Hartanah	3,133	1,182	31,005	19,085	3,865
112	Pemilikan Kediaman	-	-	-	-	-
113	Sewaan dan Pajakan	-	-	2	-	-
114	Penyelidikan dan Pembangunan Saintifik	-	-	-	-	-
115	Profesional	20,958	6,339	105,595	223,065	19,713
116	Perkhidmatan Perniagaan	73	388	2,300	5,334	3,522
117	Pentadbiran Awam	-	-	-	-	-
118	Pendidikan	-	-	-	-	-
119	Kesihatan	-	-	-	-	-
120	Ketenteraman dan Keselamatan Awam	-	-	-	-	-
121	Pentadbiran Awam Lain	-	-	-	-	-
122	Institusi bukan Keuntungan yang Berkhidmat kepada Isi Rumah	-	-	-	-	-
123	Kesenian, Hiburan dan Rekreasi	-	-	-	-	-
124	Perkhidmatan Swasta Lain	-	-	-	-	-
	JUMLAH INPUT PERANTARAAN	**470,420**	**424,272**	**4,040,483**	**2,364,747**	**773,770**
	Pembelian Langsung oleh Residen di Luar Negeri	-	-	-	-	-
	Pembelian Dalam Negeri oleh Bukan Residen	-	-	-	-	-
	JUMLAH INPUT	**470,420**	**424,272**	**4,040,483**	**2,364,747**	**773,770**
	Nilai Ditambah Kasar	**2,475,639**	**1,393,628**	**12,529,386**	**5,190,727**	**2,592,650**
	Pampasan Pekerja	78,242	112,078	1,062,303	190,137	233,301
	Cukai Bersih Lain ke atas Pengeluaran	(8,480)	(4,226)	(33,010)	(16,600)	(7,925)
	Lebihan Kendalian, Kasar	2,405,877	1,285,776	11,500,093	5,017,190	2,367,274
	Penggunaan Modal Tetap	168,742	104,124	949,077	432,757	192,819
	Lebihan Kendalian, Bersih	2,237,135	1,181,652	10,551,016	4,584,433	2,174,454
	JUMLAH OUTPUT	**2,946,059**	**1,817,900**	**16,569,870**	**7,555,474**	**3,366,421**

Jadual 15: Jadual Penggunaan pada Harga Pembeli, Komoditi mengikut Aktiviti (RM'000), 2020

Table 15: Use Tables at Purchasers' Prices, Commodity by Activity (RM'000), 2020

Kelapa Sawit *Oil Palm*	Tanaman Bunga *Flower Plants*	Pertanian Lain *Other Agriculture*	Menternak Ayam & Itik *Poultry Farming*	Ternakan Lain *Other Livestock*	Activity / Commodity	
6	7	8	9	10		
19,562	4,915	612	1,480	617	Computers, Peripheral, Office Equipment and Machinery	69
-	-	-	-	-	Electric Motors, Generators and Transformers	70
-	-	-	-	-	Electricity Distribution & Control Apparatus, Batteries and Accumulators	71
-	-	-	-	-	Fibre Optic Cables, Electronic and Other Electric	72
-	-	-	-	-	Wiring Devices, Electric Lighting Equipment and Other Electrical	73
-	-	-	-	-	Electronic Components and Boards	74
-	-	-	133	18	Communication Equipment and Consumer Electronics	75
-	-	-	-	-	Irradiation Equipment, Electro Medical and Electrotherapeutic	76
-	-	-	-	-	Measuring Equipment, Testing, Navigating and Control	77
-	-	-	-	-	Optical Instruments, Photographic Equipment, Magnetic and Optical Media	78
-	-	-	-	-	Watches and Clocks	79
783,180	183,403	34,907	163,619	53,278	Motor Vehicles, Trailers and Semi Trailers	80
-	-	-	-	-	Motorcycles	81
-	-	-	-	-	Ships, Boats, Bicycles and Invalid Carriages	82
-	-	-	-	-	Other Transport Equipment	83
34,935	9,611	568	6,085	934	Other Manufacturing	84
-	-	-	-	-	Repair & Installation of Machinery and Equipment	85
191,257	75,553	6,800	105,523	41,998	Electricity and Gas	86
60,587	83,974	1,626	23,953	12,292	Water	87
18,280	2,340	244	1,861	639	Sewerage, Waste Management and Remediation Activities	88
-	-	-	-	-	Residential Buildings	89
-	-	-	-	-	Non-Residential Buildings	90
-	-	-	-	-	Civil Engineering	91
-	-	-	24,438	7,823	Specialised Construction Activities	92
19,252	8,862	1,436	4,012	1,756	Wholesale & Retail Trade, Repair of Motor Vehicles and Motorcycles	93
6,417	1,287	507	1,417	590	Accommodation	94
346,045	42,150	57,736	119,383	22,217	Food and Beverage	95
-	-	-	-	-	Land Transport	96
-	-	-	-	-	Water Transport	97
5,629	1,233	483	1,372	572	Air Transport	98
-	-	-	-	-	Warehousing and Support Activities for Transportation	99
-	-	-	-	-	Services Incidental to Water and Air Transportation	100
-	-	-	-	-	Highway Operation Services, Bridge and Tunnel	101
9,652	123	94	5,799	785	Postal and Courier Activities	102
-	-	-	-	-	Publishing Activities	103
67,267	7,783	3,425	26,845	16,986	Telecommunications	104
-	-	-	-	-	Motion Picture, Programming and Broadcasting Activities	105
8,603	84	87	-	-	Computer and Information Services	106
691,238	89,233	34,636	496,908	156,638	Monetary Intermediation	107
119,012	9,693	2,779	49,035	7,457	Other Financial Service	108
139,080	9,448	3,571	55,345	12,919	Insurance/ Takaful and Pension Funding	109
9,699	21,053	231	1,825	944	Activities Auxiliary to Financial Service and Insurance/ Takaful	110
157,587	28,414	4,048	15,172	6,730	Real Estate	111
-	-	-	-	-	Ownership of Dwellings	112
5,282	104	1	572	199	Rental and Leasing	113
-	-	-	-	-	Scientific Research and Development	114
871,778	16,491	13,154	501,482	152,615	Professional	115
96,300	234	333	5,101	2,266	Business Services	116
-	-	-	-	-	Public Administration	117
-	-	-	-	-	Education	118
-	-	-	-	-	Health	119
-	-	-	-	-	Public Order and Safety	120
-	-	-	-	-	Other Public Administration	121
-	-	-	-	-	Non-Profit Institutions Serving Households	122
-	-	-	-	-	Arts, Entertainment and Recreation	123
-	-	-	-	-	Other Private Services	124
13,893,343	**1,792,545**	**391,083**	**9,989,743**	**3,148,933**	TOTAL INTERMEDIATE INPUT	
-	-	-	-	-	Direct Purchases Abroad by Residents	
-	-	-	-	-	Domestic Purchases by Non-Residents	
13,893,343	**1,792,545**	**391,083**	**9,989,743**	**3,148,933**	TOTAL INPUT	
50,746,702	**4,351,230**	**896,673**	**14,822,133**	**2,468,260**	Gross Value Added	
15,783,271	507,074	171,994	1,777,172	225,252	Compensation of Employees	
(108,066)	(15,870)	(4,119)	(53,069)	(11,410)	Other Net Taxes on Production	
35,071,497	3,860,026	728,798	13,098,030	2,254,419	Operating Surplus, Gross	
3,702,407	351,899	73,759	1,421,157	321,738	Consumption of Fixed Capital	
31,369,090	3,508,127	655,039	11,676,873	1,932,681	Operating Surplus, Net	
64,640,045	**6,143,775**	**1,287,757**	**24,811,876**	**5,617,193**	TOTAL OUTPUT	

Jadual 15: Jadual Penggunaan pada Harga Pembeli, Komoditi mengikut Aktiviti (RM'000), 2020

Table 15: Use Tables at Purchasers' Prices, Commodity by Activity (RM'000), 2020

	Komoditi / Aktiviti	Perhutanan dan Pembalakan *Forestry and Logging*	Perikanan dan Akuakultur *Fishing and Aquaculture*	Minyak Mentah dan Gas Asli *Crude Oil and Natural Gas*	Perlombongan Bijih Besi *Mining of Metal Ores*	Pengkuarian Batu, Pasir dan Tanah Liat *Quarrying of Stone, Sand and Clay*
		11	12	13	14	15
1	Padi	-	-	-	-	-
2	Tanaman Makanan	-	-	-	-	-
3	Sayur-sayuran	-	-	-	-	-
4	Buah-buahan	-	-	-	-	-
5	Getah	-	-	-	-	-
6	Kelapa Sawit	-	-	-	-	-
7	Tanaman Bunga	-	-	-	-	-
8	Pertanian Lain	-	-	-	-	-
9	Ternakan Ayam dan Itik	-	-	-	-	-
10	Ternakan Lain	-	-	-	-	-
11	Perhutanan dan Pembalakan	649,019	-	-	-	-
12	Perikanan dan Akuakultur	-	10,828	-	-	-
13	Minyak Mentah dan Gas Asli	-	-	11,835,900	-	-
14	Perlombongan Bijih Besi	-	-	-	153	-
15	Pengkuarian Batu, Pasir dan Tanah Liat	605	-	-	-	538
16	Perlombongan dan Pengkuarian Lain	-	-	115,141	13,558	147,717
17	Pemprosesan dan Pengawetan Daging	-	-	-	-	-
18	Pemprosesan dan Pengawetan Makanan Laut	-	-	-	-	-
19	Pemprosesan dan Pengawetan Buah-buahan & Sayur-sayuran	-	-	-	-	-
20	Produk Tenusu	-	-	-	-	-
21	Minyak & Lemak Sayuran dan Haiwan	-	-	-	-	-
22	Produk Bijian, Kanji dan Produk Berkanji	-	-	-	-	-
23	Produk Bakeri	-	-	-	-	-
24	Manisan	-	-	-	-	-
25	Prosesan Makanan Lain	-	-	-	-	-
26	Makanan Haiwan Tersedia	-	626,910	-	-	-
27	Spirit, Wain dan Minuman Keras	-	-	-	-	-
28	Minuman Ringan, Air Mineral dan Minuman Lain yang Dibotolkan	-	-	-	-	-
29	Produk Tembakau	-	-	-	-	-
30	Penyediaan, Pemintalan dan Penenunan Tekstil	-	-	-	-	-
31	Penyiapan Akhir Tekstil	-	-	-	-	-
32	Tekstil Lain	-	-	-	-	-
33	Pakaian	53	-	4,656	401	2,022
34	Produk Kulit	-	-	-	-	-
35	Kasut	-	-	-	-	-
36	Pengilangan dan Pengetaman Kayu	2,603	68	-	421	4,495
37	Kepingan Venier dan Panel berasaskan Kayu	-	-	-	-	-
38	Pertukangan Kayu dan Tanggam untuk Jurubina	-	-	-	-	-
39	Bekas Kayu dan Produk Kayu Lain	-	10,131	-	-	-
40	Kertas dan Produk Kertas	-	-	-	5,226	36,144
41	Perabot	-	4,452	36,714	-	-
42	Penerbitan Semula Media Rakaman	-	-	-	-	-
43	Percetakan	-	-	324,587	-	-
44	Kok dan Produk Petroleum Bertapis	545,046	1,198,798	1,172,106	190,035	1,793,787
45	Kimia Asas	69,835	8,535	168,193	49,143	372,648
46	Baja dan Sebatian Nitrogen	6,017	46	-	-	2
47	Cat dan Varnis	1,486	-	1,300	-	-
48	Produk Farmaseutikal, Kimia Perubatan dan Botani	-	4,323	2,921	-	-
49	Sabun & Bahan Pencuci, Pencuci dan Pengilat, Pewangi dan Dandanan Diri	-	-	2,333	-	-
50	Produk Kimia Lain	49,599	199	-	20,753	167,290
51	Tayar dan Tiub Getah	-	-	-	-	6,293
52	Prosesan Getah	-	-	-	-	23,578
53	Sarung Tangan Getah	-	2	-	-	-
54	Produk Getah Lain	-	4	-	-	-
55	Produk Plastik	249	104,088	33,790	610	7,169
56	Kaca dan Produk Kaca	-	-	-	-	-
57	Produk Refraktori, Tanah Liat, Porselin dan Seramik	-	-	-	-	2,384
58	Simen, Kapur dan Plaster	-	-	-	630	10,500
59	Produk Mineral bukan Logam	-	-	-	-	20,743
60	Besi dan Keluli Asas	-	-	-	126	22,781
61	Logam Asas Berharga dan Logam bukan Ferus Lain	-	-	-	-	204
62	Pengacuan Logam	-	-	992	4,903	167,898
63	Produk Struktur Logam, Tangki, Takungan dan Penjana Wap	-	-	13,817	3,508	122,035
64	Produk Logam Lain yang Direka	-	-	474,155	3,034	475,053
65	Enjin & Turbin, Alatan Kuasa Bendalir, Pam, Pemampat, Kepala Paip dan Injap Lain	-	-	615,719	-	-
66	Jentera Kegunaan Umum Lain	-	-	28,204	455	-
67	Senjata, Peluru dan Mesin bertujuan Khas	106,701	40,670	934,964	-	425,555
68	Perkakasan Domestik	-	-	-	-	-

Jadual 15: Jadual Penggunaan pada Harga Pembeli, Komoditi mengikut Aktiviti (RM'000), 2020

Table 15: Use Tables at Purchasers' Prices, Commodity by Activity (RM'000), 2020

Perlombongan dan Pengkuarian Lain *Other Mining and Quarrying*	Pemprosesan dan Pengawetan Daging *Processing and Preserving of Meat*	Pemprosesan dan Pengawetan Makanan Laut *Processing and Preserving of Seafood*	Pemprosesan dan Pengawetan Buah-buahan & Sayur-sayuran *Processing and Preserving of Fruits & Vegetables*	Produk Tenusu *Dairy Products*	Activity / Commodity	
16	17	18	19	20		
-	-	-	-	-	*Paddy*	1
-	166	358	46,674	123	*Food Crops*	2
-	109	2,226	94,996	-	*Vegetables*	3
-	-	-	234,960	-	*Fruits*	4
-	-	-	-	-	*Rubber*	5
-	-	-	-	-	*Oil Palm*	6
-	-	-	-	-	*Flower Plants*	7
-	564	19,647	85,138	1,981	*Other Agriculture*	8
-	1,362,708	-	-	-	*Poultry Farming*	9
-	1,863,996	-	752	2,036,214	*Other Livestock*	10
-	-	-	2,386	-	*Forestry and Logging*	11
-	-	2,259,605	-	-	*Fishing and Aquaculture*	12
-	-	-	-	-	*Crude Oil and Natural Gas*	13
620	-	-	-	-	*Mining of Metal Ores*	14
152	-	-	-	-	*Quarrying of Stone, Sand and Clay*	15
8,176	-	457,742	-	-	*Other Mining and Quarrying*	16
-	-	-	4	-	*Processing and Preserving of Meat*	17
-	-	-	-	-	*Processing and Preserving of Seafood*	18
-	-	-	14,895	57,307	*Processing and Preserving of Fruits & Vegetables*	19
-	-	-	-	1,487,525	*Dairy Products*	20
-	203,657	4,758	4,026	329,697	*Vegetable & Animal Oils and Fats*	21
-	40,908	46,013	37,359	592,275	*Grain Mill Products, Starches and Starch Products*	22
-	-	-	-	888	*Bakery Products*	23
-	-	-	71,966	1,692,916	*Confectionery*	24
-	329,557	228,292	13,738	255,207	*Other Food Processing*	25
-	-	42,053	55	-	*Prepared Animal Feeds*	26
-	-	-	-	55	*Spirits, Wines and Liquors*	27
-	12	413	10,347	2,076	*Soft Drinks, Mineral Waters and Other Bottled Waters*	28
-	-	-	-	-	*Tobacco Products*	29
-	-	22	-	-	*Preparation, Spinning and Weaving of Textiles*	30
-	-	-	-	-	*Finishing of Textiles*	31
-	-	22	-	-	*Other Textiles*	32
524	1,099	8,636	883	10,934	*Wearing Apparel*	33
-	-	-	-	-	*Leather Products*	34
-	-	-	-	-	*Footwear*	35
1,801	-	-	-	-	*Sawmilling and Planning of Wood*	36
-	2,295	38,811	-	-	*Veneer Sheets and Wood-based Panels*	37
-	-	-	-	-	*Builders' Carpentry and Joinery*	38
-	134	8,175	2,570	15,510	*Wooden Containers and Other Wood Products*	39
1,776	4,461	89,756	10,873	235,431	*Paper and Paper Products*	40
-	714	9,528	1,463	7,506	*Furniture*	41
-	-	-	-	-	*Reproduction of Recorded Media*	42
-	234	4,621	287	2,247	*Printing*	43
87,698	2,038,898	205,130	68,342	217,449	*Coke and Refined Petroleum Products*	44
28,721	216,517	154,570	13,985	213,484	*Basic Chemicals*	45
1	1,965	127	551	-	*Fertilizers and Nitrogen Compounds*	46
-	-	-	-	-	*Paints and Varnishes*	47
-	-	9,635	220	151,250	*Pharmaceuticals, Medicinal Chemical and Botanical Products*	48
-	-	-	-	-	*Soaps & Detergents, Cleaning & Polishing, Perfumes and Toilet Preparations*	49
15,349	43,405	69,309	7,761	60,396	*Other Chemicals Products*	50
40	-	-	-	-	*Rubber Tyres and Tubes*	51
-	-	-	-	-	*Rubber Processing*	52
-	-	-	-	-	*Rubber Gloves*	53
-	-	-	-	-	*Other Rubber Products*	54
10	28,643	79,422	13,112	669,811	*Plastic Products*	55
-	66	5,025	147	11,521	*Glass and Glass Products*	56
-	-	-	-	-	*Refractory, Clay, Porcelain and Ceramic Products*	57
-	-	-	-	-	*Cement, Lime and Plaster*	58
2,994	-	-	-	-	*Non-Metallic Mineral Products*	59
18	-	-	-	-	*Basic Iron and Steel*	60
-	-	-	-	-	*Basic Precious and Other Non-Ferrous Metals*	61
1,058	-	-	-	-	*Casting of Metals*	62
756	-	-	-	-	*Structural Metal Products, Tanks, Reservoirs and Steam Generators*	63
14,198	1,097	32,212	15,602	580,377	*Other Fabricated Metal Products*	64
-	-	-	-	-	*Engines & Turbines, Fluid Power Equipment, Other Pumps, Compressors, Taps and Valves*	65
-	120,212	80,149	6,233	85,159	*Other General Purpose Machinery*	66
11,757	-	-	-	-	*Weapons, Ammunition and Special Purpose Machinery*	67
-	1,283	-	10	-	*Domestic Appliances*	68

Jadual 15: Jadual Penggunaan pada Harga Pembeli, Komoditi mengikut Aktiviti (RM'000), 2020

Table 15: Use Tables at Purchasers' Prices, Commodity by Activity (RM'000), 2020

	Komoditi / Aktiviti	Perhutanan dan Pembalakan *Forestry and Logging*	Perikanan dan Akuakultur *Fishing and Aquaculture*	Minyak Mentah dan Gas Asli *Crude Oil and Natural Gas*	Perlombongan Bijih Besi *Mining of Metal Ores*	Pengkuarian Batu, Pasir dan Tanah Liat *Quarrying of Stone, Sand and Clay*
		11	12	13	14	15
69	Komputer, Peranti, Mesin dan Kelengkapan Pejabat	-	5,979	235,297	-	-
70	Motor Elektrik, Penjana dan Transformer	-	-	80,283	-	-
71	Perkakasan Pengagihan & Pengawalan Elektrik, Bateri dan Akumulator	-	-	-	-	-
72	Kabel Gentian Optikal, Elektronik dan Elektrik Lain	-	-	-	-	-
73	Alatan Pendawaian, Kelengkapan Pencahayaan Elektrik dan Elektrik Lain	-	-	-	-	-
74	Komponen dan Papan Elektronik	-	-	-	-	-
75	Peralatan Komunikasi dan Elektronik Pengguna	-	-	262,259	2,074	14,343
76	Peralatan Penyinaran, Perubatan Elektro dan Elektroterapeutik	-	-	-	-	-
77	Kelengkapan Mengukur, Menguji, Memandu Arah dan Kawalan	-	-	8,685	-	-
78	Instrumen Optikal, Alatan Fotografi, Media Magnetik dan Optikal	-	-	-	-	-
79	Jam Tangan dan Jam	-	-	-	-	-
80	Kenderaan Bermotor, Treler dan Semi Treler	190,866	62,484	977,780	20,214	181,050
81	Motosikal	-	-	-	-	-
82	Kapal, Bot, Basikal dan 'Invalid Carriages'	-	-	-	-	-
83	Kelengkapan Pengangkutan Lain	-	-	-	-	-
84	Pembuatan Lain	1,674	9,395	74,263	982	9,882
85	Pembaikan & Pemasangan Mesin dan Kelengkapan	24,105	-	96,576	73,966	348,226
86	Elektrik dan Gas	4,164	59,096	107,494	21,236	154,643
87	Air	922	7,142	22,772	911	24,384
88	Pembetungan, Pengurusan Sisa dan Aktiviti Pemulihan	605	417	27,008	39,218	22,265
89	Bangunan Kediaman	-	-	-	-	-
90	Bangunan Bukan Kediaman	-	-	-	-	-
91	Kejuruteraan Awam	-	-	961	1,697	1,670
92	Aktiviti Pembinaan Pertukangan Khas	101,028	6,884	-	263,206	694,440
93	Perdagangan Borong & Runcit, Pembaikan Kenderaan Bermotor dan Motosikal	2,706	9,624	136,099	629	22,078
94	Penginapan	377	1,952	-	966	11,749
95	Makanan dan Minuman	32,704	50,123	305,992	10,176	60,177
96	Pengangkutan Darat	-	-	764	-	-
97	Pengangkutan Air	-	-	1	-	-
98	Pengangkutan Udara	370	1,857	74,973	-	-
99	Penggudangan dan Aktiviti Sokongan untuk Pengangkutan	-	-	134,508	-	-
100	Perkhidmatan berkaitan Pengangkutan Air dan Udara	-	2,165	64,487	-	-
101	Perkhidmatan Operasi Lebuhraya, Jambatan dan Terowong	-	-	-	-	-
102	Perkhidmatan Pos dan Kurier	467	400	2,277	82	2,233
103	Aktiviti Penerbitan	-	-	-	-	-
104	Telekomunikasi	5,987	7,915	227,140	2,004	16,787
105	Aktiviti Wayang Gambar, Pemprograman dan Penyiaran	-	-	-	-	-
106	Perkhidmatan Komputer dan Maklumat	104	-	42,360	360	2,160
107	Perantaraan Kewangan	101,629	128,504	231,553	14,745	67,042
108	Perkhidmatan Kewangan Lain	11,821	13,560	107,332	4,937	34,229
109	Insurans/ Takaful dan Tabungan Pencen	29,885	21,732	279,616	31,245	42,816
110	Aktiviti Sokongan Perkhidmatan Kewangan dan Insurans/ Takaful	370	547	7,724	125	931
111	Hartanah	11,036	25,846	164,119	1,590	12,304
112	Pemilikan Kediaman	-	-	-	-	-
113	Sewaan dan Pajakan	9,255	-	211,958	15,996	98,804
114	Penyelidikan dan Pembangunan Saintifik	-	-	-	-	-
115	Profesional	59,923	188,506	958,855	138,903	175,072
116	Perkhidmatan Perniagaan	1,347	438	-	2,936	11,721
117	Pentadbiran Awam	-	-	-	-	-
118	Pendidikan	-	-	-	-	-
119	Kesihatan	-	-	-	-	-
120	Ketenteraman dan Keselamatan Awam	-	-	-	-	-
121	Pentadbiran Awam Lain	-	-	-	-	-
122	Institusi bukan Keuntungan yang Berkhidmat kepada Isi Rumah	-	-	-	-	-
123	Kesenian, Hiburan dan Rekreasi	-	-	-	-	-
124	Perkhidmatan Swasta Lain	2,854	-	520	-	-
	JUMLAH INPUT PERANTARAAN	**2,025,411**	**2,613,619**	**20,609,150**	**941,154**	**5,817,841**
	Pembelian Langsung oleh Residen di Luar Negeri	-	-	-	-	-
	Pembelian Dalam Negeri oleh Bukan Residen	-	-	-	-	-
	JUMLAH INPUT	**2,025,411**	**2,613,619**	**20,609,150**	**941,154**	**5,817,841**
	Nilai Ditambah Kasar	**6,210,847**	**11,948,916**	**90,600,433**	**594,378**	**3,992,705**
	Pampasan Pekerja	563,464	822,408	8,150,119	244,616	1,467,446
	Cukai Bersih Lain ke atas Pengeluaran	(21,301)	(35,574)	(321,491)	(5,212)	(25,293)
	Lebihan Kendalian, Kasar	5,668,684	11,162,083	82,771,805	354,974	2,550,551
	Penggunaan Modal Tetap	471,751	843,279	26,289,384	362,992	2,319,164
	Lebihan Kendalian, Bersih	5,196,934	10,318,804	56,482,421	(8,018)	231,388
	JUMLAH OUTPUT	**8,236,258**	**14,562,535**	**111,209,583**	**1,535,532**	**9,810,546**

Jadual 15: Jadual Penggunaan pada Harga Pembeli, Komoditi mengikut Aktiviti (RM'000), 2020

Table 15: Use Tables at Purchasers' Prices, Commodity by Activity (RM'000), 2020

Perlombongan dan Pengkuarian Lain *Other Mining and Quarrying*	Pemprosesan dan Pengawetan Daging *Processing and Preserving of Meat*	Pemprosesan dan Pengawetan Makanan Laut *Processing and Preserving of Seafood*	Pemprosesan dan Pengawetan Buah-buahan & Sayur-sayuran *Processing and Preserving of Fruits & Vegetables*	Produk Tenusu *Dairy Products*	Activity / Commodity	
16	17	18	19	20		
-	383	5,761	735	3,267	Computers, Peripheral, Office Equipment and Machinery	69
-	-	-	-	-	Electric Motors, Generators and Transformers	70
-	-	-	-	-	Electricity Distribution & Control Apparatus, Batteries and Accumulators	71
-	-	-	-	-	Fibre Optic Cables, Electronic and Other Electric	72
-	-	-	-	-	Wiring Devices, Electric Lighting Equipment and Other Electrical	73
-	-	-	-	-	Electronic Components and Boards	74
705	1,770	35,618	4,315	115,519	Communication Equipment and Consumer Electronics	75
-	-	-	-	-	Irradiation Equipment, Electro Medical and Electrotherapeutic	76
-	-	-	-	-	Measuring Equipment, Testing, Navigating and Control	77
-	-	-	-	-	Optical Instruments, Photographic Equipment, Magnetic and Optical Media	78
-	-	-	-	-	Watches and Clocks	79
12,142	4,309	64,661	7,131	31,042	Motor Vehicles, Trailers and Semi Trailers	80
-	-	-	-	-	Motorcycles	81
-	-	-	-	-	Ships, Boats, Bicycles and Invalid Carriages	82
-	-	-	-	-	Other Transport Equipment	83
4,256	1,319	26,007	1,614	5,678	Other Manufacturing	84
147,237	14,337	295,110	43,671	132,781	Repair & Installation of Machinery and Equipment	85
9,635	51,105	500,064	55,271	328,245	Electricity and Gas	86
2,801	4,544	43,524	15,096	35,527	Water	87
1,749	478	9,903	749	7,938	Sewerage, Waste Management and Remediation Activities	88
-	-	-	-	-	Residential Buildings	89
-	-	-	-	-	Non-Residential Buildings	90
606	-	-	-	-	Civil Engineering	91
126,155	-	-	-	-	Specialised Construction Activities	92
815	664	9,959	1,098	4,781	Wholesale & Retail Trade, Repair of Motor Vehicles and Motorcycles	93
1,485	-	-	-	-	Accommodation	94
6,757	366,983	145,844	15,685	17,385	Food and Beverage	95
-	166,626	12,542	1,131	10,178	Land Transport	96
-	1	11	1	50	Water Transport	97
-	39,286	4,274	386	1,697	Air Transport	98
-	136,585	2,843	197	11,009	Warehousing and Support Activities for Transportation	99
-	-	-	-	-	Services Incidental to Water and Air Transportation	100
-	-	-	-	-	Highway Operation Services, Bridge and Tunnel	101
126	695	13,137	2,414	5,201	Postal and Courier Activities	102
-	-	-	-	-	Publishing Activities	103
1,924	764,468	88,392	9,725	37,593	Telecommunications	104
-	-	-	-	-	Motion Picture, Programming and Broadcasting Activities	105
696	330	12,134	656	24,066	Computer and Information Services	106
7,565	101,435	73,915	13,480	132,009	Monetary Intermediation	107
4,358	133,775	23,904	2,924	23,258	Other Financial Service	108
6,485	8,127	132,144	15,136	81,521	Insurance/ Takaful and Pension Funding	109
95	338	5,282	575	1,607	Activities Auxiliary to Financial Service and Insurance/ Takaful	110
1,730	3,940	68,453	7,109	16,400	Real Estate	111
-	-	-	-	-	Ownership of Dwellings	112
11,819	7,607	33,412	21,581	8	Rental and Leasing	113
-	-	-	-	-	Scientific Research and Development	114
20,408	40,131	419,964	96,579	713,845	Professional	115
879	1,659	29,207	1,645	71,377	Business Services	116
-	-	-	-	-	Public Administration	117
-	-	-	-	-	Education	118
-	-	-	-	-	Health	119
-	-	-	-	-	Public Order and Safety	120
-	-	-	-	-	Other Public Administration	121
-	-	-	-	-	Non-Profit Institutions Serving Households	122
-	-	-	-	-	Arts, Entertainment and Recreation	123
-	-	-	-	-	Other Private Services	124
546,075	**8,113,596**	**5,912,323**	**1,078,238**	**10,529,317**	TOTAL INTERMEDIATE INPUT	
-	-	-	-	-	Direct Purchases Abroad by Residents	
-	-	-	-	-	Domestic Purchases by Non-Residents	
546,075	**8,113,596**	**5,912,323**	**1,078,238**	**10,529,317**	TOTAL INPUT	
368,106	**1,419,999**	**1,285,486**	**785,286**	**2,326,895**	Gross Value Added	
208,231	568,049	469,608	265,523	789,941	Compensation of Employees	
(2,847)	(16,685)	(15,435)	(3,639)	(24,721)	Other Net Taxes on Production	
162,722	868,634	831,312	523,402	1,561,674	Operating Surplus, Gross	
216,108	205,665	155,276	40,201	277,342	Consumption of Fixed Capital	
(53,386)	662,970	676,037	483,201	1,284,332	Operating Surplus, Net	
914,182	**9,533,595**	**7,197,809**	**1,863,524**	**12,856,212**	TOTAL OUTPUT	

Jadual 15: Jadual Penggunaan pada Harga Pembeli, Komoditi mengikut Aktiviti (RM'000), 2020

Table 15: Use Tables at Purchasers' Prices, Commodity by Activity (RM'000), 2020

	Komoditi / Aktiviti	Minyak & Lemak Sayuran dan Haiwan *Vegetable & Animal Oils and Fats*	Produk Bijian, Kanji dan Produk Berkanji *Grain Mill Products, Starches and Starch Products*	Produk Bakeri *Bakery Products*	Manisan *Confectionery*	Prosesan Makanan Lain *Other Food Processing*
		21	22	23	24	25
1	Padi	-	1,294,596	94	-	13,834
2	Tanaman Makanan	84,604	1,427	1,561	1,143,894	1,766,248
3	Sayur-sayuran	-	51	29,655	4,621	97,708
4	Buah-buahan	-	1	20,136	42,331	1,425
5	Getah	-	-	-	-	-
6	Kelapa Sawit	60,577,693	-	-	-	-
7	Tanaman Bunga	-	228,227	-	-	5,822
8	Pertanian Lain	929,530	2,357,121	22,535	7	242,889
9	Ternakan Ayam dan Itik	-	4	96,226	5,776	165,170
10	Ternakan Lain	-	255	8	-	1,668
11	Perhutanan dan Pembalakan	-	-	-	-	-
12	Perikanan dan Akuakultur	-	-	-	-	5,658
13	Minyak Mentah dan Gas Asli	-	-	-	-	-
14	Perlombongan Bijih Besi	-	-	-	-	-
15	Pengkuarian Batu, Pasir dan Tanah Liat	-	-	-	-	-
16	Perlombongan dan Pengkuarian Lain	-	-	-	-	-
17	Pemprosesan dan Pengawetan Daging	-	1	-	-	554,155
18	Pemprosesan dan Pengawetan Makanan Laut	-	-	-	-	123,973
19	Pemprosesan dan Pengawetan Buah-buahan & Sayur-sayuran	20,872	-	47,069	195,919	61,911
20	Produk Tenusu	-	-	519,569	252,368	272,874
21	Minyak & Lemak Sayuran dan Haiwan	41,458,594	53,834	1,203,920	647,711	1,334,869
22	Produk Bijian, Kanji dan Produk Berkanji	-	1,486,823	1,993,180	237,003	1,196,501
23	Produk Bakeri	-	-	168,366	11,085	16,432
24	Manisan	-	-	768,935	5,891,604	535,190
25	Prosesan Makanan Lain	61,388	13,232	745,908	161,680	909,128
26	Makanan Haiwan Tersedia	-	1,540	-	-	220,159
27	Spirit, Wain dan Minuman Keras	-	-	101	-	336
28	Minuman Ringan, Air Mineral dan Minuman Lain yang Dibotolkan	1	1,083	758	181	5,660
29	Produk Tembakau	-	-	-	-	-
30	Penyediaan, Pemintalan dan Penenunan Tekstil	-	-	-	-	-
31	Penyiapan Akhir Tekstil	-	-	-	-	-
32	Tekstil Lain	326,386	11,831	10,794	31,959	9,975
33	Pakaian	123,318	3,253	13,589	16,789	12,965
34	Produk Kulit	-	-	-	-	-
35	Kasut	-	-	-	-	-
36	Pengilangan dan Pengetaman Kayu	-	-	-	-	-
37	Kepingan Venier dan Panel berasaskan Kayu	-	-	-	-	-
38	Pertukangan Kayu dan Tanggam untuk Jurubina	-	-	-	-	-
39	Bekas Kayu dan Produk Kayu Lain	153,509	536	31,695	262	4,660
40	Kertas dan Produk Kertas	97,697	34,915	205,204	45,155	165,904
41	Perabot	209,625	13,512	12,955	18,763	15,736
42	Penerbitan Semula Media Rakaman	-	-	-	-	-
43	Percetakan	60,522	6,322	1,207	1,678	2,025
44	Kok dan Produk Petroleum Bertapis	2,288,631	336,459	1,543,482	1,207,980	1,122,234
45	Kimia Asas	3,570,695	20,698	144,709	674,663	615,806
46	Baja dan Sebatian Nitrogen	-	420	32	4,217	2,107
47	Cat dan Varnis	-	76	1,020	9	15,474
48	Produk Farmaseutikal, Kimia Perubatan dan Botani	4,190	1,066	17,278	22,701	108,537
49	Sabun & Bahan Pencuci, Pencuci dan Pengilat, Pewangi dan Dandanan Diri	-	-	-	-	-
50	Produk Kimia Lain	875,529	1,731	92,026	59,264	103,928
51	Tayar dan Tiub Getah	-	-	-	-	-
52	Prosesan Getah	-	-	-	-	-
53	Sarung Tangan Getah	-	-	-	-	-
54	Produk Getah Lain	-	-	-	-	-
55	Produk Plastik	200,364	196,227	543,935	289,261	465,576
56	Kaca dan Produk Kaca	179,508	61	12,390	38,159	96,203
57	Produk Refraktori, Tanah Liat, Porselin dan Seramik	-	-	-	-	-
58	Simen, Kapur dan Plaster	-	-	-	-	-
59	Produk Mineral bukan Logam	-	-	-	-	-
60	Besi dan Keluli Asas	-	-	-	-	-
61	Logam Asas Berharga dan Logam bukan Ferus Lain	-	-	-	-	-
62	Pengacuan Logam	-	-	-	-	-
63	Produk Struktur Logam, Tangki, Takungan dan Penjana Wap	-	-	-	-	-
64	Produk Logam Lain yang Direka	249,717	13,373	225,992	15,393	73,128
65	Enjin & Turbin, Alatan Kuasa Bendalir, Pam, Pemampat, Kepala Paip dan Injap Lain	-	-	-	-	-
66	Jentera Kegunaan Umum Lain	57,985	29,160	69,135	66,540	82,033
67	Senjata, Peluru dan Mesin bertujuan Khas	59	1,224	-	-	812
68	Perkakasan Domestik	-	-	13	-	1,369

Jadual 15: Jadual Penggunaan pada Harga Pembeli, Komoditi mengikut Aktiviti (RM'000), 2020

Table 15: Use Tables at Purchasers' Prices, Commodity by Activity (RM'000), 2020

Makanan Haiwan Tersedia *Prepared Animal Feeds*	Spirit, Wain dan Minuman Keras *Spirits, Wines and Liquors*	Minuman Ringan, Air Mineral dan Minuman Lain Dibotolkan *Soft Drinks, Mineral Waters and Other Bottled Waters*	Produk Tembakau *Tobacco Products*	Penyediaan, Pemintalan dan Penenunan Tekstil *Preparation, Spinning and Weaving of Textiles*	Activity / Commodity	
26	27	28	29	30		
1,062,112	131	-	-	-	Paddy	1
-	367	1,740	-	-	Food Crops	2
11,048	-	52,635	-	-	Vegetables	3
-	255,327	18,276	-	-	Fruits	4
-	-	-	-	-	Rubber	5
-	-	-	-	-	Oil Palm	6
-	40	166,790	-	-	Flower Plants	7
1,143,569	1,719	3,587	738,700	1,947,724	Other Agriculture	8
400,224	-	-	-	-	Poultry Farming	9
711,205	-	-	-	-	Other Livestock	10
-	-	-	-	-	Forestry and Logging	11
-	-	-	-	-	Fishing and Aquaculture	12
-	-	-	-	-	Crude Oil and Natural Gas	13
-	-	-	-	-	Mining of Metal Ores	14
-	-	-	-	-	Quarrying of Stone, Sand and Clay	15
-	-	-	-	-	Other Mining and Quarrying	16
113,227	-	-	-	-	Processing and Preserving of Meat	17
1,339,236	-	-	-	-	Processing and Preserving of Seafood	18
63,168	13,203	88,864	-	-	Processing and Preserving of Fruits & Vegetables	19
-	-	20,959	-	-	Dairy Products	20
466,703	36,712	101,935	-	-	Vegetable & Animal Oils and Fats	21
-	1,037	54,906	-	-	Grain Mill Products, Starches and Starch Products	22
-	-	-	-	-	Bakery Products	23
-	56,773	708,184	-	-	Confectionery	24
10,557	10,659	263,910	101,188	-	Other Food Processing	25
183,304	-	-	-	-	Prepared Animal Feeds	26
-	819	488	-	-	Spirits, Wines and Liquors	27
940	90,249	590,993	-	-	Soft Drinks, Mineral Waters and Other Bottled Waters	28
-	-	-	21,278	-	Tobacco Products	29
-	-	-	-	23,516	Preparation, Spinning and Weaving of Textiles	30
-	-	-	-	469	Finishing of Textiles	31
4,738	83,482	188,891	8	5,185	Other Textiles	32
1,892	827	4,508	9,171	6,039	Wearing Apparel	33
-	-	-	-	3,551	Leather Products	34
-	-	-	-	-	Footwear	35
-	-	-	-	-	Sawmilling and Planning of Wood	36
-	-	-	7,699	2,174	Veneer Sheets and Wood-based Panels	37
-	-	-	-	-	Builders' Carpentry and Joinery	38
4,483	57,748	2,647	12,803	91	Wooden Containers and Other Wood Products	39
28,432	14,402	195,138	558,310	3,479	Paper and Paper Products	40
6,885	535	7,476	4,058	1,037	Furniture	41
-	-	-	-	-	Reproduction of Recorded Media	42
758	82,137	616	967	430	Printing	43
1,225,537	421,951	186,470	4,187	112,191	Coke and Refined Petroleum Products	44
272,923	136,158	410,219	423	142,291	Basic Chemicals	45
82	2	941	-	-	Fertilizers and Nitrogen Compounds	46
-	-	57	-	19,584	Paints and Varnishes	47
27,849	1,830	115,232	134,765	43,046	Pharmaceuticals, Medicinal Chemical and Botanical Products	48
-	-	-	-	-	Soaps & Detergents, Cleaning & Polishing, Perfumes and Toilet Preparations	49
40,643	12,231	66,427	304	180,697	Other Chemicals Products	50
-	-	-	-	-	Rubber Tyres and Tubes	51
-	-	-	-	3,222	Rubber Processing	52
-	-	-	-	161	Rubber Gloves	53
-	-	-	-	-	Other Rubber Products	54
299,637	1,870	357,104	2,757	10,486	Plastic Products	55
-	65,944	116,621	-	26	Glass and Glass Products	56
-	-	-	-	-	Refractory, Clay, Porcelain and Ceramic Products	57
-	-	-	-	-	Cement, Lime and Plaster	58
-	-	-	-	-	Non-Metallic Mineral Products	59
-	-	-	-	-	Basic Iron and Steel	60
-	-	-	-	-	Basic Precious and Other Non-Ferrous Metals	61
-	-	-	-	-	Casting of Metals	62
-	-	-	-	-	Structural Metal Products, Tanks, Reservoirs and Steam Generators	63
518	45,514	98,758	240	1,472	Other Fabricated Metal Products	64
-	-	-	-	-	Engines & Turbines, Fluid Power Equipment, Other Pumps, Compressors, Taps and Valves	65
36,029	2,834	38,656	2,204	6,777	Other General Purpose Machinery	66
62,526	-	251	-	5,201	Weapons, Ammunition and Special Purpose Machinery	67
-	-	-	-	-	Domestic Appliances	68

Jadual 15: Jadual Penggunaan pada Harga Pembeli, Komoditi mengikut Aktiviti (RM'000), 2020

Table 15: Use Tables at Purchasers' Prices, Commodity by Activity (RM'000), 2020

	Komoditi \ Aktiviti	Minyak & Lemak Sayuran dan Haiwan *Vegetable & Animal Oils and Fats*	Produk Bijian, Kanji dan Produk Berkanji *Grain Mill Products, Starches and Starch Products*	Produk Bakeri *Bakery Products*	Manisan *Confectionery*	Prosesan Makanan Lain *Other Food Processing*
		21	22	23	24	25
69	Komputer, Peranti, Mesin dan Kelengkapan Pejabat	100,715	2,974	7,119	6,326	8,695
70	Motor Elektrik, Penjana dan Transformer	-	-	-	-	-
71	Perkakasan Pengagihan & Pengawalan Elektrik, Bateri dan Akumulator	-	-	-	-	-
72	Kabel Gentian Optikal, Elektronik dan Elektrik Lain	-	-	-	-	-
73	Alatan Pendawaian, Kelengkapan Pencahayaan Elektrik dan Elektrik Lain	-	-	-	-	-
74	Komponen dan Papan Elektronik	-	-	-	-	-
75	Peralatan Komunikasi dan Elektronik Pengguna	38,769	67,583	100,416	42,979	8,360
76	Peralatan Penyinaran, Perubatan Elektro dan Elektroterapeutik	-	-	-	-	-
77	Kelengkapan Mengukur, Menguji, Memandu Arah dan Kawalan	-	-	-	-	-
78	Instrumen Optikal, Alatan Fotografi, Media Magnetik dan Optikal	-	-	-	-	-
79	Jam Tangan dan Jam	-	-	-	-	-
80	Kenderaan Bermotor, Treler dan Semi Treler	132,091	30,834	68,583	57,758	80,866
81	Motosikal	-	-	-	-	-
82	Kapal, Bot, Basikal dan 'Invalid Carriages'	-	-	-	-	-
83	Kelengkapan Pengangkutan Lain	-	-	-	-	-
84	Pembuatan Lain	242,983	2,862	11,656	9,444	11,399
85	Pembaikan & Pemasangan Mesin dan Kelengkapan	2,642,728	44,924	145,948	210,534	172,794
86	Elektrik dan Gas	8,334,650	280,787	432,109	442,733	61,872
87	Air	17,225	14,872	53,140	149,424	65,570
88	Pembetungan, Pengurusan Sisa dan Aktiviti Pemulihan	59,920	6,961	19,104	4,671	7,238
89	Bangunan Kediaman	-	-	-	-	-
90	Bangunan Bukan Kediaman	-	-	-	-	-
91	Kejuruteraan Awam	-	-	-	-	-
92	Aktiviti Pembinaan Pertukangan Khas	-	-	-	-	-
93	Perdagangan Borong & Runcit, Pembaikan Kenderaan Bermotor dan Motosikal	20,316	4,749	10,557	8,896	12,455
94	Penginapan	-	-	-	-	-
95	Makanan dan Minuman	1,035,156	6,433	35,159	27,177	33,898
96	Pengangkutan Darat	124,676	4,810	10,275	6,749	13,301
97	Pengangkutan Air	112	3	8	5	12
98	Pengangkutan Udara	40,124	1,301	486	3,982	4,537
99	Penggudangan dan Aktiviti Sokongan untuk Pengangkutan	64,549	10,797	5,782	1,074	1,708
100	Perkhidmatan berkaitan Pengangkutan Air dan Udara	-	-	-	-	-
101	Perkhidmatan Operasi Lebuhraya, Jambatan dan Terowong	-	-	-	-	-
102	Perkhidmatan Pos dan Kurier	81,344	2,002	6,184	5,457	12,130
103	Aktiviti Penerbitan	-	-	-	-	-
104	Telekomunikasi	497,084	213,151	55,465	36,471	59,362
105	Aktiviti Wayang Gambar, Pemprograman dan Penyiaran	-	-	-	-	-
106	Perkhidmatan Komputer dan Maklumat	48,355	594	2,898	25,909	8,459
107	Perantaraan Kewangan	1,685,910	98,350	126,956	161,332	147,479
108	Perkhidmatan Kewangan Lain	213,586	14,099	18,939	25,241	24,617
109	Insurans/ Takaful dan Tabungan Pencen	1,443,327	46,288	72,605	51,992	52,619
110	Aktiviti Sokongan Perkhidmatan Kewangan dan Insurans/ Takaful	1,350	709	4,296	1,326	3,041
111	Hartanah	87,106	25,966	77,706	36,470	47,249
112	Pemilikan Kediaman	-	-	-	-	-
113	Sewaan dan Pajakan	651,071	29	3,077	9,067	16,546
114	Penyelidikan dan Pembangunan Saintifik	-	-	-	-	-
115	Profesional	4,626,893	866,763	290,588	457,668	475,285
116	Perkhidmatan Perniagaan	828,770	9,957	52,438	34,996	37,049
117	Pentadbiran Awam	-	-	-	-	-
118	Pendidikan	-	-	-	-	-
119	Kesihatan	-	-	-	-	-
120	Ketenteraman dan Keselamatan Awam	-	-	-	-	-
121	Pentadbiran Awam Lain	-	-	-	-	-
122	Institusi bukan Keuntungan yang Berkhidmat kepada Isi Rumah	-	-	-	-	-
123	Kesenian, Hiburan dan Rekreasi	-	-	-	-	-
124	Perkhidmatan Swasta Lain	-	-	-	-	-
	JUMLAH INPUT PERANTARAAN	**134,549,228**	**7,866,857**	**10,154,973**	**12,904,658**	**11,796,625**
	Pembelian Langsung oleh Residen di Luar Negeri	-	-	-	-	-
	Pembelian Dalam Negeri oleh Bukan Residen	-	-	-	-	-
	JUMLAH INPUT	**134,549,228**	**7,866,857**	**10,154,973**	**12,904,658**	**11,796,625**
	Nilai Ditambah Kasar	**12,726,808**	**2,046,454**	**3,219,837**	**2,780,286**	**4,059,025**
	Pampasan Pekerja	3,353,183	477,162	1,349,715	801,521	1,868,257
	Cukai Bersih Lain ke atas Pengeluaran	(271,126)	(18,231)	(22,111)	(31,209)	(31,311)
	Lebihan Kendalian, Kasar	9,644,751	1,587,523	1,892,233	2,009,973	2,222,079
	Penggunaan Modal Tetap	3,177,133	213,856	288,530	338,366	342,048
	Lebihan Kendalian, Bersih	6,467,618	1,373,667	1,603,703	1,671,608	1,880,031
	JUMLAH OUTPUT	**147,276,036**	**9,913,310**	**13,374,810**	**15,684,944**	**15,855,650**

Jadual 15: Jadual Penggunaan pada Harga Pembeli, Komoditi mengikut Aktiviti (RM'000), 2020

Table 15: Use Tables at Purchasers' Prices, Commodity by Activity (RM'000), 2020

Makanan Haiwan Tersedia *Prepared Animal Feeds*	Spirit, Wain dan Minuman Keras *Spirits, Wines and Liquors*	Minuman Ringan, Air Mineral dan Minuman Lain Dibotolkan *Soft Drinks, Mineral Waters and Other Bottled Waters*	Produk Tembakau *Tobacco Products*	Penyediaan, Pemintalan dan Penenunan Tekstil *Preparation, Spinning and Weaving of Textiles*	Activity / Commodity	
26	27	28	29	30		
4,254	295	4,782	233	597	Computers, Peripheral, Office Equipment and Machinery	69
-	-	-	-	-	Electric Motors, Generators and Transformers	70
-	-	-	-	-	Electricity Distribution & Control Apparatus, Batteries and Accumulators	71
-	-	-	-	-	Fibre Optic Cables, Electronic and Other Electric	72
-	-	-	-	-	Wiring Devices, Electric Lighting Equipment and Other Electrical	73
-	-	-	-	-	Electronic Components and Boards	74
29,976	8,302	89,289	224,496	8,043	Communication Equipment and Consumer Electronics	75
-	-	-	-	-	Irradiation Equipment, Electro Medical and Electrotherapeutic	76
-	-	-	-	-	Measuring Equipment, Testing, Navigating and Control	77
-	-	-	-	-	Optical Instruments, Photographic Equipment, Magnetic and Optical Media	78
-	-	-	-	-	Watches and Clocks	79
48,513	3,150	36,595	14,975	7,971	Motor Vehicles, Trailers and Semi Trailers	80
-	-	-	-	-	Motorcycles	81
-	-	-	-	-	Ships, Boats, Bicycles and Invalid Carriages	82
-	-	-	-	-	Other Transport Equipment	83
4,267	462	3,470	439	2,424	Other Manufacturing	84
235,117	6,459	156,498	3,865	44,261	Repair & Installation of Machinery and Equipment	85
313,404	18,477	223,512	19,514	568,672	Electricity and Gas	86
18,779	2,592	639,993	372	8,397	Water	87
3,276	251	2,028	1,044	703	Sewerage, Waste Management and Remediation Activities	88
-	-	-	-	-	Residential Buildings	89
-	-	-	-	-	Non-Residential Buildings	90
-	-	-	-	-	Civil Engineering	91
-	-	-	-	-	Specialised Construction Activities	92
7,472	485	5,636	2,306	1,228	Wholesale & Retail Trade, Repair of Motor Vehicles and Motorcycles	93
-	-	-	-	-	Accommodation	94
33,471	878	15,184	4,503	3,026	Food and Beverage	95
10,738	40,246	4,798	1,405	2,377	Land Transport	96
10	1	4	1	2	Water Transport	97
3,672	4,211	1,635	1,117	809	Air Transport	98
982	103	564	130	336	Warehousing and Support Activities for Transportation	99
-	-	-	-	-	Services Incidental to Water and Air Transportation	100
-	-	-	-	-	Highway Operation Services, Bridge and Tunnel	101
4,744	278	2,687	610	2,991	Postal and Courier Activities	102
-	-	-	-	-	Publishing Activities	103
45,883	26,646	20,496	11,277	7,135	Telecommunications	104
-	-	-	-	-	Motion Picture, Programming and Broadcasting Activities	105
3,684	1,277	922	346	106	Computer and Information Services	106
110,706	21,282	68,225	25,768	42,072	Monetary Intermediation	107
19,073	2,626	12,012	2,994	7,001	Other Financial Service	108
129,088	51,555	29,528	9,905	67,393	Insurance/ Takaful and Pension Funding	109
2,764	164	894	53	884	Activities Auxiliary to Financial Service and Insurance/ Takaful	110
21,384	3,348	20,520	3,936	4,568	Real Estate	111
-	-	-	-	-	Ownership of Dwellings	112
5,341	-	-	-	681	Rental and Leasing	113
-	-	-	-	-	Scientific Research and Development	114
267,100	113,278	238,631	127,664	64,208	Professional	115
13,298	1,459	15,995	5,136	544	Business Services	116
-	-	-	-	-	Public Administration	117
-	-	-	-	-	Education	118
-	-	-	-	-	Health	119
-	-	-	-	-	Public Order and Safety	120
-	-	-	-	-	Other Public Administration	121
-	-	-	-	-	Non-Profit Institutions Serving Households	122
-	-	-	-	-	Arts, Entertainment and Recreation	123
-	-	-	-	-	Other Private Services	124
8,855,218	**1,702,331**	**5,457,176**	**2,061,153**	**3,365,280**	TOTAL INTERMEDIATE INPUT	
-	-	-	-	-	Direct Purchases Abroad by Residents	
-	-	-	-	-	Domestic Purchases by Non-Residents	
8,855,218	**1,702,331**	**5,457,176**	**2,061,153**	**3,365,280**	TOTAL INPUT	
1,214,333	**2,590,534**	**1,691,189**	**3,159,249**	**1,039,691**	Gross Value Added	
365,106	238,535	1,032,440	167,319	381,082	Compensation of Employees	
(22,438)	(11,181)	(17,438)	(13,641)	(10,952)	Other Net Taxes on Production	
871,666	2,363,180	676,187	3,005,571	669,562	Operating Surplus, Gross	
217,227	92,608	154,209	112,618	173,746	Consumption of Fixed Capital	
654,439	2,270,571	521,978	2,892,953	495,816	Operating Surplus, Net	
10,069,552	**4,292,864**	**7,148,365**	**5,220,401**	**4,404,972**	TOTAL OUTPUT	

Jadual 15: Jadual Penggunaan pada Harga Pembeli, Komoditi mengikut Aktiviti (RM'000), 2020

Table 15: Use Tables at Purchasers' Prices, Commodity by Activity (RM'000), 2020

	Komoditi / Aktiviti	Penyiapan Akhir Tekstil *Finishing of Textiles*	Tekstil Lain *Other Textiles*	Pakaian *Wearing Apparel*	Produk Kulit *Leather Products*	Kasut *Footwear*
		31	32	33	34	35
1	Padi	-	-	-	-	-
2	Tanaman Makanan	-	-	-	-	-
3	Sayur-sayuran	-	-	-	-	-
4	Buah-buahan	-	-	-	-	-
5	Getah	-	-	-	-	-
6	Kelapa Sawit	-	-	-	-	-
7	Tanaman Bunga	-	-	-	-	-
8	Pertanian Lain	-	24	-	-	-
9	Ternakan Ayam dan Itik	-	-	-	-	-
10	Ternakan Lain	-	-	-	-	-
11	Perhutanan dan Pembalakan	-	-	-	-	-
12	Perikanan dan Akuakultur	-	-	-	-	-
13	Minyak Mentah dan Gas Asli	-	-	-	-	-
14	Perlombongan Bijih Besi	-	-	-	-	-
15	Pengkuarian Batu, Pasir dan Tanah Liat	-	-	-	-	-
16	Perlombongan dan Pengkuarian Lain	-	-	-	-	-
17	Pemprosesan dan Pengawetan Daging	-	-	-	199,296	-
18	Pemprosesan dan Pengawetan Makanan Laut	-	-	-	2,958	-
19	Pemprosesan dan Pengawetan Buah-buahan & Sayur-sayuran	-	-	-	-	-
20	Produk Tenusu	-	-	-	-	-
21	Minyak & Lemak Sayuran dan Haiwan	-	-	-	-	-
22	Produk Bijian, Kanji dan Produk Berkanji	-	-	-	-	-
23	Produk Bakeri	-	-	-	-	-
24	Manisan	-	-	-	-	-
25	Prosesan Makanan Lain	-	-	-	-	-
26	Makanan Haiwan Tersedia	-	-	-	-	-
27	Spirit, Wain dan Minuman Keras	-	-	-	-	-
28	Minuman Ringan, Air Mineral dan Minuman Lain yang Dibotolkan	-	-	-	-	-
29	Produk Tembakau	-	-	-	-	-
30	Penyediaan, Pemintalan dan Penenunan Tekstil	338,929	839,325	2,184,427	25,065	265,364
31	Penyiapan Akhir Tekstil	10,259	113,279	791,412	1	-
32	Tekstil Lain	1,557	435	350,572	3,329	5,175
33	Pakaian	782	3,619	13,525	4,928	857
34	Produk Kulit	-	1,974	35,339	125,757	79,854
35	Kasut	-	144	1	-	-
36	Pengilangan dan Pengetaman Kayu	-	-	-	-	-
37	Kepingan Venier dan Panel berasaskan Kayu	9,608	2,517	65,468	172	1,243
38	Pertukangan Kayu dan Tanggam untuk Jurubina	-	-	-	-	-
39	Bekas Kayu dan Produk Kayu Lain	15,285	1,683	22,663	347	2,195
40	Kertas dan Produk Kertas	14,137	12,675	107,842	2,837	4,102
41	Perabot	1,894	3,652	7,924	883	1,052
42	Penerbitan Semula Media Rakaman	-	-	-	-	-
43	Percetakan	486	1,077	34,693	1,261	207
44	Kok dan Produk Petroleum Bertapis	176,951	379,308	285,209	13,776	115,597
45	Kimia Asas	156,483	86,475	7,926	14,556	29,185
46	Baja dan Sebatian Nitrogen	-	-	-	-	-
47	Cat dan Varnis	3,524	974	549	315	4,717
48	Produk Farmaseutikal, Kimia Perubatan dan Botani	1,189	1,601	32,789	-	-
49	Sabun & Bahan Pencuci, Pencuci dan Pengilat, Pewangi dan Dandanan Diri	2,291	68,491	-	44,194	61
50	Produk Kimia Lain	22,803	214,088	50,286	178,977	70,093
51	Tayar dan Tiub Getah	-	-	-	-	-
52	Prosesan Getah	-	2,851	4,989	-	6,403
53	Sarung Tangan Getah	-	1,360	66	30,590	2,955
54	Produk Getah Lain	-	828	-	121,304	1,632
55	Produk Plastik	9,872	38,449	156,402	4,333	11,004
56	Kaca dan Produk Kaca	28,496	298	374	14	12
57	Produk Refraktori, Tanah Liat, Porselin dan Seramik	-	-	-	-	-
58	Simen, Kapur dan Plaster	-	-	-	-	-
59	Produk Mineral bukan Logam	-	-	-	-	-
60	Besi dan Keluli Asas	-	-	-	162	1,689
61	Logam Asas Berharga dan Logam bukan Ferus Lain	-	-	-	27	-
62	Pengacuan Logam	-	54	-	-	-
63	Produk Struktur Logam, Tangki, Takungan dan Penjana Wap	-	39	-	17	176
64	Produk Logam Lain yang Direka	67	4,465	5,909	911	14,658
65	Enjin & Turbin, Alatan Kuasa Bendalir, Pam, Pemampat, Kepala Paip dan Injap Lain	-	-	-	-	-
66	Jentera Kegunaan Umum Lain	9,343	19,095	41,146	3,139	5,552
67	Senjata, Peluru dan Mesin bertujuan Khas	-	134	2,156	-	2
68	Perkakasan Domestik	-	-	-	-	-

Jadual 15: Jadual Penggunaan pada Harga Pembeli, Komoditi mengikut Aktiviti (RM'000), 2020

Table 15: Use Tables at Purchasers' Prices, Commodity by Activity (RM'000), 2020

Pengilangan dan Pengetaman Kayu *Sawmilling and Planning of Wood*	Kepingan Venier dan Panel berasaskan Kayu *Veneer Sheets and Wood-based Panels*	Pertukangan Kayu dan Tanggam untuk Jurubina *Builders' Carpentry and Joinery*	Bekas Kayu *Wooden Containers*	Produk Kayu Lain *Other Wood Products*	Activity / Commodity	
36	37	38	39	40		
-	-	-	-	-	Paddy	1
-	-	-	-	-	Food Crops	2
-	-	-	-	-	Vegetables	3
-	-	-	-	-	Fruits	4
-	-	-	-	-	Rubber	5
-	-	-	-	-	Oil Palm	6
-	-	-	-	-	Flower Plants	7
-	-	-	-	-	Other Agriculture	8
-	-	-	-	-	Poultry Farming	9
-	-	-	-	-	Other Livestock	10
2,074,414	1,148,386	8,215	22,961	1,534,302	Forestry and Logging	11
-	-	-	-	-	Fishing and Aquaculture	12
-	-	-	-	-	Crude Oil and Natural Gas	13
-	-	-	-	-	Mining of Metal Ores	14
-	-	-	-	-	Quarrying of Stone, Sand and Clay	15
-	-	-	-	-	Other Mining and Quarrying	16
-	-	-	-	-	Processing and Preserving of Meat	17
-	-	-	-	-	Processing and Preserving of Seafood	18
-	-	-	-	-	Processing and Preserving of Fruits & Vegetables	19
-	-	-	-	-	Dairy Products	20
-	-	-	-	-	Vegetable & Animal Oils and Fats	21
-	-	-	-	-	Grain Mill Products, Starches and Starch Products	22
-	-	-	-	-	Bakery Products	23
-	-	-	-	-	Confectionery	24
237	-	-	-	-	Other Food Processing	25
-	-	-	-	-	Prepared Animal Feeds	26
-	-	-	-	-	Spirits, Wines and Liquors	27
-	-	-	-	101	Soft Drinks, Mineral Waters and Other Bottled Waters	28
-	-	-	-	-	Tobacco Products	29
-	-	-	4,526	90,296	Preparation, Spinning and Weaving of Textiles	30
-	-	-	-	160	Finishing of Textiles	31
-	-	-	-	251,696	Other Textiles	32
7,306	2,005	467	1,234	5,868	Wearing Apparel	33
-	-	-	-	2,138	Leather Products	34
6,719	-	-	3,895	-	Footwear	35
1,046,731	1,583,742	623,672	1,128,830	143,684	Sawmilling and Planning of Wood	36
646,758	1,571,390	199,270	225,484	124,025	Veneer Sheets and Wood-based Panels	37
136,210	8,680	13,041	1,264	-	Builders' Carpentry and Joinery	38
57,748	8,203	7,550	203,499	47,951	Wooden Containers and Other Wood Products	39
27,131	192,673	56,405	34,345	4,640,445	Paper and Paper Products	40
38,249	28,870	6,551	5,316	16,938	Furniture	41
-	-	-	-	-	Reproduction of Recorded Media	42
867	817	231	355	852,268	Printing	43
828,690	529,483	33,798	122,492	997,246	Coke and Refined Petroleum Products	44
296,486	623,958	37,667	89,687	913,939	Basic Chemicals	45
-	51	-	-	888	Fertilizers and Nitrogen Compounds	46
220,724	173,932	39,629	16,984	381,732	Paints and Varnishes	47
-	9,099	-	-	324,002	Pharmaceuticals, Medicinal Chemical and Botanical Products	48
-	106,836	5	137	7,773	Soaps & Detergents, Cleaning & Polishing, Perfumes and Toilet Preparations	49
218,925	825,974	20,568	56,902	565,946	Other Chemicals Products	50
-	-	-	-	-	Rubber Tyres and Tubes	51
-	-	-	-	7,018	Rubber Processing	52
-	-	-	8	152,761	Rubber Gloves	53
-	-	-	17	-	Other Rubber Products	54
11,875	8,485	6,979	22,225	66,498	Plastic Products	55
1,478	977	3,103	5,575	72	Glass and Glass Products	56
-	-	-	-	-	Refractory, Clay, Porcelain and Ceramic Products	57
-	-	-	-	-	Cement, Lime and Plaster	58
-	-	-	-	72,511	Non-Metallic Mineral Products	59
-	-	50,721	4,950	1,291	Basic Iron and Steel	60
46,675	1,464	16,215	10,157	239,425	Basic Precious and Other Non-Ferrous Metals	61
-	-	-	-	17,507	Casting of Metals	62
-	-	5,273	515	12,612	Structural Metal Products, Tanks, Reservoirs and Steam Generators	63
24,237	95,174	46,705	126,757	82,480	Other Fabricated Metal Products	64
-	-	-	6,659	-	Engines & Turbines, Fluid Power Equipment, Other Pumps, Compressors, Taps and Valves	65
70,461	38,524	7,553	15,838	75,101	Other General Purpose Machinery	66
4,084	945	147	1,068	109,992	Weapons, Ammunition and Special Purpose Machinery	67
-	-	-	-	-	Domestic Appliances	68

Jadual 15: Jadual Penggunaan pada Harga Pembeli, Komoditi mengikut Aktiviti (RM'000), 2020

Table 15: Use Tables at Purchasers' Prices, Commodity by Activity (RM'000), 2020

	Komoditi / Aktiviti	Penyiapan Akhir Tekstil *Finishing of Textiles*	Tekstil Lain *Other Textiles*	Pakaian *Wearing Apparel*	Produk Kulit *Leather Products*	Kasut *Footwear*
		31	32	33	34	35
69	Komputer, Peranti, Mesin dan Kelengkapan Pejabat	1,146	2,072	4,872	326	784
70	Motor Elektrik, Penjana dan Transformer	-	-	-	-	-
71	Perkakasan Pengagihan & Pengawalan Elektrik, Bateri dan Akumulator	-	-	-	-	-
72	Kabel Gentian Optikal, Elektronik dan Elektrik Lain	-	-	-	-	-
73	Alatan Pendawaian, Kelengkapan Pencahayaan Elektrik dan Elektrik Lain	-	-	-	-	-
74	Komponen dan Papan Elektronik	-	-	-	-	-
75	Peralatan Komunikasi dan Elektronik Pengguna	9,807	14,620	89,007	3,250	5,467
76	Peralatan Penyinaran, Perubatan Elektro dan Elektroterapeutik	-	-	-	-	-
77	Kelengkapan Mengukur, Menguji, Memandu Arah dan Kawalan	-	-	-	-	-
78	Instrumen Optikal, Alatan Fotografi, Media Magnetik dan Optikal	-	-	-	-	-
79	Jam Tangan dan Jam	-	-	-	-	-
80	Kenderaan Bermotor, Treler dan Semi Treler	9,293	19,379	121,576	9,840	13,999
81	Motosikal	-	-	-	-	-
82	Kapal, Bot, Basikal dan 'Invalid Carriages'	-	-	-	-	-
83	Kelengkapan Pengangkutan Lain	-	-	-	-	-
84	Pembuatan Lain	2,736	6,117	194,467	7,100	1,163
85	Pembaikan & Pemasangan Mesin dan Kelengkapan	41,683	29,072	133,909	5,189	48,528
86	Elektrik dan Gas	105,860	202,235	222,984	21,120	48,360
87	Air	6,930	17,388	21,107	1,384	1,880
88	Pembetungan, Pengurusan Sisa dan Aktiviti Pemulihan	997	1,670	48,529	1,826	1,447
89	Bangunan Kediaman	-	-	-	-	-
90	Bangunan Bukan Kediaman	-	-	-	-	-
91	Kejuruteraan Awam	-	-	-	-	-
92	Aktiviti Pembinaan Pertukangan Khas	-	-	-	-	-
93	Perdagangan Borong & Runcit, Pembaikan Kenderaan Bermotor dan Motosikal	1,431	2,985	18,725	1,516	2,156
94	Penginapan	-	-	-	-	-
95	Makanan dan Minuman	1,579	7,308	13,703	1,193	3,437
96	Pengangkutan Darat	544	980	5,839	544	668
97	Pengangkutan Air	-	1	5	1	1
98	Pengangkutan Udara	185	334	1,988	186	228
99	Penggudangan dan Aktiviti Sokongan untuk Pengangkutan	253	548	16,055	606	133
100	Perkhidmatan berkaitan Pengangkutan Air dan Udara	-	-	-	-	-
101	Perkhidmatan Operasi Lebuhraya, Jambatan dan Terowong	-	-	-	-	-
102	Perkhidmatan Pos dan Kurier	2,017	2,322	9,253	538	1,081
103	Aktiviti Penerbitan	-	-	-	-	-
104	Telekomunikasi	3,719	8,228	35,655	2,597	3,984
105	Aktiviti Wayang Gambar, Pemprograman dan Penyiaran	-	-	-	-	-
106	Perkhidmatan Komputer dan Maklumat	1,754	185	2,115	210	48
107	Perantaraan Kewangan	13,347	27,673	76,092	10,900	10,289
108	Perkhidmatan Kewangan Lain	2,177	3,938	13,808	1,104	1,839
109	Insurans/ Takaful dan Tabungan Pencen	7,056	18,777	42,582	4,350	21,382
110	Aktiviti Sokongan Perkhidmatan Kewangan dan Insurans/ Takaful	178	414	1,930	154	262
111	Hartanah	3,440	9,052	45,535	2,471	3,858
112	Pemilikan Kediaman	-	-	-	-	-
113	Sewaan dan Pajakan	169	137	209	-	1,996
114	Penyelidikan dan Pembangunan Saintifik	-	-	-	-	-
115	Profesional	43,853	36,962	753,188	15,185	25,819
116	Perkhidmatan Perniagaan	3,516	2,247	11,668	1,116	398
117	Pentadbiran Awam	-	-	-	-	-
118	Pendidikan	-	-	-	-	-
119	Kesihatan	-	-	-	-	-
120	Ketenteraman dan Keselamatan Awam	-	-	-	-	-
121	Pentadbiran Awam Lain	-	-	-	-	-
122	Institusi bukan Keuntungan yang Berkhidmat kepada Isi Rumah	-	-	-	-	-
123	Kesenian, Hiburan dan Rekreasi	-	-	-	-	-
124	Perkhidmatan Swasta Lain	-	-	-	-	-
	JUMLAH INPUT PERANTARAAN	**1,067,627**	**2,213,556**	**6,086,467**	**871,853**	**822,991**
	Pembelian Langsung oleh Residen di Luar Negeri	-	-	-	-	-
	Pembelian Dalam Negeri oleh Bukan Residen	-	-	-	-	-
	JUMLAH INPUT	**1,067,627**	**2,213,556**	**6,086,467**	**871,853**	**822,991**
	Nilai Ditambah Kasar	**472,933**	**867,697**	**2,126,355**	**272,708**	**404,899**
	Pampasan Pekerja	229,581	483,633	1,639,657	148,025	268,258
	Cukai Bersih Lain ke atas Pengeluaran	(3,406)	(7,116)	(19,622)	(2,615)	(3,159)
	Lebihan Kendalian, Kasar	246,758	391,181	506,319	127,298	139,801
	Penggunaan Modal Tetap	60,764	121,534	323,939	45,145	48,432
	Lebihan Kendalian, Bersih	185,993	269,646	182,380	82,152	91,369
	JUMLAH OUTPUT	**1,540,559**	**3,081,253**	**8,212,822**	**1,144,561**	**1,227,890**

Jadual 15: Jadual Penggunaan pada Harga Pembeli, Komoditi mengikut Aktiviti (RM'000), 2020

Table 15: Use Tables at Purchasers' Prices, Commodity by Activity (RM'000), 2020

Pengilangan dan Pengetaman Kayu *Sawmilling and Planning of Wood*	Kepingan Venier dan Panel berasaskan Kayu *Veneer Sheets and Wood-based Panels*	Pertukangan Kayu dan Tanggam untuk Jurubina *Builders' Carpentry and Joinery*	Bekas Kayu *Wooden Containers*	Produk Kayu Lain *Other Wood Products*	Activity / Commodity	
36	37	38	39	40		
7,517	4,293	837	55,544	9,313	Computers, Peripheral, Office Equipment and Machinery	69
-	-	-	-	-	Electric Motors, Generators and Transformers	70
-	-	-	-	-	Electricity Distribution & Control Apparatus, Batteries and Accumulators	71
-	-	-	-	-	Fibre Optic Cables, Electronic and Other Electric	72
-	-	-	-	-	Wiring Devices, Electric Lighting Equipment and Other Electrical	73
-	-	-	-	892	Electronic Components and Boards	74
44,454	80,150	25,339	22,418	2,063,019	Communication Equipment and Consumer Electronics	75
-	-	-	-	-	Irradiation Equipment, Electro Medical and Electrotherapeutic	76
-	-	-	-	-	Measuring Equipment, Testing, Navigating and Control	77
-	-	-	-	579	Optical Instruments, Photographic Equipment, Magnetic and Optical Media	78
-	-	-	-	-	Watches and Clocks	79
970,818	82,938	19,661	52,904	187,007	Motor Vehicles, Trailers and Semi Trailers	80
-	-	-	-	-	Motorcycles	81
-	-	-	-	-	Ships, Boats, Bicycles and Invalid Carriages	82
-	-	-	-	-	Other Transport Equipment	83
4,877	4,600	1,302	2,001	21,520	Other Manufacturing	84
136,624	160,874	23,419	44,874	247,314	Repair & Installation of Machinery and Equipment	85
256,610	532,214	79,418	95,987	910,574	Electricity and Gas	86
27,631	21,248	3,488	13,922	37,850	Water	87
2,256	3,075	605	1,182	5,334	Sewerage, Waste Management and Remediation Activities	88
-	-	-	-	-	Residential Buildings	89
-	-	-	-	-	Non-Residential Buildings	90
-	-	-	-	-	Civil Engineering	91
-	-	-	-	-	Specialised Construction Activities	92
149,527	12,774	3,028	8,148	28,803	Wholesale & Retail Trade, Repair of Motor Vehicles and Motorcycles	93
-	-	-	-	-	Accommodation	94
11,968	4,409	3,510	8,492	34,319	Food and Beverage	95
5,552	2,229	876	2,427	7,872	Land Transport	96
8	2	3	4	7	Water Transport	97
1,889	760	299	827	695	Air Transport	98
721	503	157	306	1,333	Warehousing and Support Activities for Transportation	99
-	-	-	-	-	Services Incidental to Water and Air Transportation	100
-	-	-	-	-	Highway Operation Services, Bridge and Tunnel	101
2,905	2,541	766	2,593	9,119	Postal and Courier Activities	102
-	-	-	-	-	Publishing Activities	103
30,421	10,720	4,805	16,043	69,342	Telecommunications	104
-	-	-	-	-	Motion Picture, Programming and Broadcasting Activities	105
1,022	1,453	398	876	14,001	Computer and Information Services	106
98,891	105,780	17,620	32,643	202,728	Monetary Intermediation	107
13,501	15,312	2,372	4,304	26,978	Other Financial Service	108
55,020	50,343	11,639	26,458	130,271	Insurance/ Takaful and Pension Funding	109
1,748	688	325	1,566	2,218	Activities Auxiliary to Financial Service and Insurance/ Takaful	110
39,394	21,268	5,470	15,776	46,107	Real Estate	111
-	-	-	-	-	Ownership of Dwellings	112
576	272	941	26	14,242	Rental and Leasing	113
-	-	-	-	-	Scientific Research and Development	114
254,416	358,526	35,218	87,165	394,901	Professional	115
25,809	4,492	4,098	2,894	10,858	Business Services	116
-	-	-	-	-	Public Administration	117
-	-	-	-	-	Education	118
-	-	-	-	-	Health	119
-	-	-	-	-	Public Order and Safety	120
-	-	-	-	-	Other Public Administration	121
-	-	-	-	-	Non-Profit Institutions Serving Households	122
-	-	-	-	-	Arts, Entertainment and Recreation	123
-	-	-	-	-	Other Private Services	124
7,910,159	**8,441,132**	**1,429,361**	**2,611,059**	**16,215,860**	TOTAL INTERMEDIATE INPUT	
-	-	-	-	-	Direct Purchases Abroad by Residents	
-	-	-	-	-	Domestic Purchases by Non-Residents	
7,910,159	**8,441,132**	**1,429,361**	**2,611,059**	**16,215,860**	TOTAL INPUT	
2,851,948	**2,300,683**	**482,386**	**1,031,759**	**4,707,060**	Gross Value Added	
1,539,261	2,413,083	498,402	526,333	3,119,166	Compensation of Employees	
(25,785)	(31,431)	(4,573)	(5,403)	(45,985)	Other Net Taxes on Production	
1,338,473	(80,969)	(11,443)	510,829	1,633,879	Operating Surplus, Gross	
348,072	347,415	61,830	117,817	676,696	Consumption of Fixed Capital	
990,401	(428,384)	(73,273)	393,011	957,183	Operating Surplus, Net	
10,762,108	**10,741,814**	**1,911,747**	**3,642,818**	**20,922,920**	TOTAL OUTPUT	

Jadual 15: Jadual Penggunaan pada Harga Pembeli, Komoditi mengikut Aktiviti (RM'000), 2020

Table 15: Use Tables at Purchasers' Prices, Commodity by Activity (RM'000), 2020

	Komoditi / Aktiviti	Kertas & Produk Kertas dan Perabot *Paper & Paper Products and Furniture*	Penerbitan Semula Media Rakaman *Reproduction of Recorded Media*	Percetakan *Printing*	Kok dan Produk Petroleum Bertapis *Coke and Refined Petroleum Products*	Kimia Asas *Basic Chemicals*
		41	42	43	44	45
1	Padi	-	-	-	-	58
2	Tanaman Makanan	-	-	-	-	-
3	Sayur-sayuran	-	-	-	-	45
4	Buah-buahan	-	-	-	-	-
5	Getah	-	-	-	-	-
6	Kelapa Sawit	-	-	-	-	-
7	Tanaman Bunga	-	-	-	-	-
8	Pertanian Lain	-	-	-	-	62
9	Ternakan Ayam dan Itik	-	-	-	-	-
10	Ternakan Lain	-	-	-	-	-
11	Perhutanan dan Pembalakan	86,835	-	-	-	-
12	Perikanan dan Akuakultur	-	-	-	-	-
13	Minyak Mentah dan Gas Asli	-	-	-	99,675,487	-
14	Perlombongan Bijih Besi	-	-	-	-	36,296
15	Pengkuarian Batu, Pasir dan Tanah Liat	-	-	-	-	32,102
16	Perlombongan dan Pengkuarian Lain	-	-	-	-	3,867
17	Pemprosesan dan Pengawetan Daging	-	-	-	-	-
18	Pemprosesan dan Pengawetan Makanan Laut	-	-	-	-	-
19	Pemprosesan dan Pengawetan Buah-buahan & Sayur-sayuran	-	-	-	-	11,361
20	Produk Tenusu	-	-	-	-	-
21	Minyak & Lemak Sayuran dan Haiwan	-	-	-	-	-
22	Produk Bijian, Kanji dan Produk Berkanji	-	-	-	-	-
23	Produk Bakeri	-	-	-	-	-
24	Manisan	-	-	-	-	307,867
25	Prosesan Makanan Lain	-	-	-	-	7
26	Makanan Haiwan Tersedia	-	-	-	-	-
27	Spirit, Wain dan Minuman Keras	-	-	-	-	-
28	Minuman Ringan, Air Mineral dan Minuman Lain yang Dibotolkan	-	-	-	-	678
29	Produk Tembakau	-	-	-	-	-
30	Penyediaan, Pemintalan dan Penenunan Tekstil	162,769	-	12,801	-	-
31	Penyiapan Akhir Tekstil	9	-	81	-	-
32	Tekstil Lain	70,044	-	10,145	449	3,696
33	Pakaian	6,157	60	8,352	2,613	10,626
34	Produk Kulit	74,463	-	-	-	-
35	Kasut	2,432	-	-	-	-
36	Pengilangan dan Pengetaman Kayu	2,681,733	-	49,582	1,729	3,831
37	Kepingan Venier dan Panel berasaskan Kayu	1,759,811	66	43,817	12,355	4,590
38	Pertukangan Kayu dan Tanggam untuk Jurubina	7,337	-	-	-	-
39	Bekas Kayu dan Produk Kayu Lain	151,088	84	2,711	517	42,569
40	Kertas dan Produk Kertas	140,319	933	2,372,862	8,002	68,056
41	Perabot	435,470	32	8,776	18,996	33,957
42	Penerbitan Semula Media Rakaman	-	488	17,106	-	-
43	Percetakan	1,645	421	497,306	1,570	1,994
44	Kok dan Produk Petroleum Bertapis	337,149	1,098	245,907	9,720,414	24,474,409
45	Kimia Asas	323,978	2,075	774,706	10,600,372	12,030
46	Baja dan Sebatian Nitrogen	1,128	-	20	-	48,064
47	Cat dan Varnis	313,768	3	610,801	5,366	38,885
48	Produk Farmaseutikal, Kimia Perubatan dan Botani	62,394	-	119,344	758	2,963
49	Sabun & Bahan Pencuci, Pencuci dan Pengilat, Pewangi dan Dandanan Diri	3,510	-	11,119	-	4,570
50	Produk Kimia Lain	275,428	1,488	394,107	795,960	419,942
51	Tayar dan Tiub Getah	424	-	-	183,811	-
52	Prosesan Getah	36,056	-	-	-	-
53	Sarung Tangan Getah	23,541	-	1,421	-	-
54	Produk Getah Lain	24,489	-	3,225	-	-
55	Produk Plastik	41,949	2,228	29,463	36,642	90,709
56	Kaca dan Produk Kaca	23,237	-	380	188	39,932
57	Produk Refraktori, Tanah Liat, Porselin dan Seramik	1,438	-	-	-	25,479
58	Simen, Kapur dan Plaster	3,243	-	-	-	229,522
59	Produk Mineral bukan Logam	26,614	-	4,188	2,700	12,397
60	Besi dan Keluli Asas	254,540	-	21,863	1,038	135,401
61	Logam Asas Berharga dan Logam bukan Ferus Lain	188,055	-	84,508	1,142,859	241,395
62	Pengacuan Logam	3,747	-	3,126	-	-
63	Produk Struktur Logam, Tangki, Takungan dan Penjana Wap	144,657	-	4,501	133	257,118
64	Produk Logam Lain yang Direka	757,721	291	46,748	36,340	220,717
65	Enjin & Turbin, Alatan Kuasa Bendalir, Pam, Pemampat, Kepala Paip dan Injap Lain	-	-	-	-	-
66	Jentera Kegunaan Umum Lain	45,301	171	38,836	97,946	175,626
67	Senjata, Peluru dan Mesin bertujuan Khas	22,726	-	4,745	4,190	4,433
68	Perkakasan Domestik	-	-	512	-	-

Jadual 15: Jadual Penggunaan pada Harga Pembeli, Komoditi mengikut Aktiviti (RM'000), 2020

Table 15: Use Tables at Purchasers' Prices, Commodity by Activity (RM'000), 2020

Baja dan Sebatian Nitrogen *Fertilizers and Nitrogen Compounds*	Cat dan Varnis *Paints and Varnishes*	Produk Farmaseutikal, Kimia Perubatan dan Botani *Pharmaceuticals, Medicinal Chemical and Botanical Products*	Sabun & Bahan Pencuci, Pencuci dan Pengilat, Pewangi & Dandanan Diri *Soap & Detergents, Cleaning dan Polishing, Perfumes &*	Produk Kimia Lain *Other Chemicals Products*	Activity / Commodity	
46	47	48	49	50		
-	-	-	-	-	***Paddy***	***1***
-	-	7,620	-	-	***Food Crops***	***2***
-	-	1,356	-	-	***Vegetables***	***3***
-	-	63	-	-	***Fruits***	***4***
-	-	-	-	-	***Rubber***	***5***
-	-	-	-	-	***Oil Palm***	***6***
-	-	1,339	-	-	***Flower Plants***	***7***
399	-	1,062	-	-	***Other Agriculture***	***8***
-	-	-	-	-	***Poultry Farming***	***9***
-	-	-	-	-	***Other Livestock***	***10***
-	-	-	-	-	***Forestry and Logging***	***11***
-	-	90	-	-	***Fishing and Aquaculture***	***12***
-	-	-	-	-	***Crude Oil and Natural Gas***	***13***
-	-	-	-	-	***Mining of Metal Ores***	***14***
-	-	-	-	91	***Quarrying of Stone, Sand and Clay***	***15***
583,833	-	-	-	76,550	***Other Mining and Quarrying***	***16***
13,294	-	-	-	-	***Processing and Preserving of Meat***	***17***
1,839	-	-	-	-	***Processing and Preserving of Seafood***	***18***
-	-	1,341	-	-	***Processing and Preserving of Fruits & Vegetables***	***19***
-	-	-	221	-	***Dairy Products***	***20***
-	-	13,684	49,217	-	***Vegetable & Animal Oils and Fats***	***21***
16,224	-	-	121	-	***Grain Mill Products, Starches and Starch Products***	***22***
-	-	-	-	-	***Bakery Products***	***23***
141	-	-	-	-	***Confectionery***	***24***
-	-	-	1,835	6	***Other Food Processing***	***25***
-	-	-	-	-	***Prepared Animal Feeds***	***26***
-	-	-	-	-	***Spirits, Wines and Liquors***	***27***
-	-	5,358	365	-	***Soft Drinks, Mineral Waters and Other Bottled Waters***	***28***
-	-	-	-	-	***Tobacco Products***	***29***
-	-	15,799	89	1,133	***Preparation, Spinning and Weaving of Textiles***	***30***
14	77	-	574	-	***Finishing of Textiles***	***31***
55	676	28,228	743	38,329	***Other Textiles***	***32***
2,865	3,483	2,557	1,963	40,634	***Wearing Apparel***	***33***
-	-	-	-	-	***Leather Products***	***34***
-	-	25,404	-	147	***Footwear***	***35***
28,832	-	-	-	1,275	***Sawmilling and Planning of Wood***	***36***
1,984	11,257	1,196	1,990	129,106	***Veneer Sheets and Wood-based Panels***	***37***
-	-	-	-	-	***Builders' Carpentry and Joinery***	***38***
248	2,868	685	5,753	175,803	***Wooden Containers and Other Wood Products***	***39***
4,174	14,664	49,933	97,627	276,435	***Paper and Paper Products***	***40***
1,674	2,729	15,584	5,290	42,810	***Furniture***	***41***
-	-	-	-	-	***Reproduction of Recorded Media***	***42***
258	551	1,079	808	7,867	***Printing***	***43***
508,831	53,193	61,967	441,587	4,426,437	***Coke and Refined Petroleum Products***	***44***
609,948	1,072,445	785,811	1,162,868	14,014,162	***Basic Chemicals***	***45***
43,401	157	20,277	4,563	298,341	***Fertilizers and Nitrogen Compounds***	***46***
62,112	439,143	5	2,381	115,846	***Paints and Varnishes***	***47***
-	2,171	65,019	11,476	7,793	***Pharmaceuticals, Medicinal Chemical and Botanical Products***	***48***
-	4,209	13,005	2,702,050	45,605	***Soaps & Detergents, Cleaning & Polishing, Perfumes and Toilet Preparations***	***49***
113,769	912,970	1,788,429	331,946	7,723,395	***Other Chemicals Products***	***50***
-	-	-	-	-	***Rubber Tyres and Tubes***	***51***
-	-	412	-	27,342	***Rubber Processing***	***52***
-	-	113,295	-	-	***Rubber Gloves***	***53***
-	-	-	-	-	***Other Rubber Products***	***54***
80,344	40,617	69,996	116,625	1,512,519	***Plastic Products***	***55***
-	515	29,677	7,094	144,070	***Glass and Glass Products***	***56***
-	-	-	-	2,367	***Refractory, Clay, Porcelain and Ceramic Products***	***57***
-	-	-	-	78	***Cement, Lime and Plaster***	***58***
705	3,626	93	-	320,597	***Non-Metallic Mineral Products***	***59***
-	-	-	6,498	8,432	***Basic Iron and Steel***	***60***
307	18,031	2,128	42	247,910	***Basic Precious and Other Non-Ferrous Metals***	***61***
-	-	-	-	-	***Casting of Metals***	***62***
-	-	106	676	1,376	***Structural Metal Products, Tanks, Reservoirs and Steam Generators***	***63***
51	93,894	19,439	4,990	231,906	***Other Fabricated Metal Products***	***64***
-	-	-	-	-	***Engines & Turbines, Fluid Power Equipment, Other Pumps, Compressors, Taps and Valves***	***65***
8,624	10,375	47,391	25,210	219,767	***Other General Purpose Machinery***	***66***
40	19,298	-	599	6,003	***Weapons, Ammunition and Special Purpose Machinery***	***67***
-	-	149	-	-	***Domestic Appliances***	***68***

Jadual 15: Jadual Penggunaan pada Harga Pembeli, Komoditi mengikut Aktiviti (RM'000), 2020

Table 15: Use Tables at Purchasers' Prices, Commodity by Activity (RM'000), 2020

	Komoditi / Aktiviti	Kertas & Produk Kertas dan Perabot *Paper & Paper Products and Furniture*	Penerbitan Semula Media Rakaman *Reproduction of Recorded Media*	Percetakan *Printing*	Kok dan Produk Petroleum Bertapis *Coke and Refined Petroleum Products*	Kimia Asas *Basic Chemicals*
		41	42	43	44	45
69	Komputer, Peranti, Mesin dan Kelengkapan Pejabat	35,392	19,479	31,337	10,269	10,565
70	Motor Elektrik, Penjana dan Transformer	-	-	750	-	-
71	Perkakasan Pengagihan & Pengawalan Elektrik, Bateri dan Akumulator	280	-	5,779	-	-
72	Kabel Gentian Optikal, Elektronik dan Elektrik Lain	205	-	-	-	-
73	Alatan Pendawaian, Kelengkapan Pencahayaan Elektrik dan Elektrik Lain	126	-	-	-	-
74	Komponen dan Papan Elektronik	561,822	-	264	-	966
75	Peralatan Komunikasi dan Elektronik Pengguna	57,846	619	970,379	4,788	15,882
76	Peralatan Penyinaran, Perubatan Elektro dan Elektroterapeutik	-	-	-	-	-
77	Kelengkapan Mengukur, Menguji, Memandu Arah dan Kawalan	4,149	-	34,048	-	1,885
78	Instrumen Optikal, Alatan Fotografi, Media Magnetik dan Optikal	560	-	1,663	-	-
79	Jam Tangan dan Jam	-	-	-	-	-
80	Kenderaan Bermotor, Treler dan Semi Treler	154,639	1,470	145,788	108,167	167,466
81	Motosikal	-	-	-	-	-
82	Kapal, Bot, Basikal dan 'Invalid Carriages'	-	-	-	-	-
83	Kelengkapan Pengangkutan Lain	-	-	-	-	-
84	Pembuatan Lain	9,618	2,371	10,932	8,837	11,225
85	Pembaikan & Pemasangan Mesin dan Kelengkapan	204,866	245	86,178	407,432	640,406
86	Elektrik dan Gas	356,386	796	217,247	666,678	2,097,436
87	Air	50,376	241	33,051	44,047	176,596
88	Pembetungan, Pengurusan Sisa dan Aktiviti Pemulihan	5,124	570	4,523	6,195	8,353
89	Bangunan Kediaman	-	-	-	-	-
90	Bangunan Bukan Kediaman	-	-	-	-	-
91	Kejuruteraan Awam	-	-	-	-	-
92	Aktiviti Pembinaan Pertukangan Khas	-	-	-	-	-
93	Perdagangan Borong & Runcit, Pembaikan Kenderaan Bermotor dan Motosikal	7,835	226	22,415	16,660	25,793
94	Penginapan	-	-	-	-	-
95	Makanan dan Minuman	29,419	119	31,205	26,055	81,253
96	Pengangkutan Darat	8,583	29	6,988	6,883	21,855
97	Pengangkutan Air	8	-	6	6	20
98	Pengangkutan Udara	2,928	10	2,380	2,342	7,450
99	Penggudangan dan Aktiviti Sokongan untuk Pengangkutan	1,256	193	1,299	1,119	2,909
100	Perkhidmatan berkaitan Pengangkutan Air dan Udara	-	-	-	-	-
101	Perkhidmatan Operasi Lebuhraya, Jambatan dan Terowong	-	-	-	-	-
102	Perkhidmatan Pos dan Kurier	6,075	17	19,468	2,487	9,296
103	Aktiviti Penerbitan	-	-	-	-	-
104	Telekomunikasi	72,807	155	55,066	21,494	45,764
105	Aktiviti Wayang Gambar, Pemprograman dan Penyiaran	-	-	-	-	-
106	Perkhidmatan Komputer dan Maklumat	4,175	77	8,935	70,081	48,075
107	Perantaraan Kewangan	134,577	472	96,856	1,586,035	400,386
108	Perkhidmatan Kewangan Lain	37,968	47	14,038	66,723	36,317
109	Insurans/ Takaful dan Tabungan Pencen	98,447	83	81,056	174,600	238,139
110	Aktiviti Sokongan Perkhidmatan Kewangan dan Insurans/ Takaful	6,008	14	3,062	2,270	2,281
111	Hartanah	35,406	336	44,114	125,040	50,788
112	Pemilikan Kediaman	-	-	-	-	-
113	Sewaan dan Pajakan	1,667	-	1,034	1,386	137,236
114	Penyelidikan dan Pembangunan Saintifik	-	-	-	-	-
115	Profesional	364,705	700	362,347	1,077,413	744,082
116	Perkhidmatan Perniagaan	16,148	35	23,572	76,813	48,528
117	Pentadbiran Awam	-	-	-	-	-
118	Pendidikan	-	-	-	-	-
119	Kesihatan	-	-	-	-	-
120	Ketenteraman dan Keselamatan Awam	-	-	-	-	-
121	Pentadbiran Awam Lain	-	-	-	-	-
122	Institusi bukan Keuntungan yang Berkhidmat kepada Isi Rumah	-	-	-	-	-
123	Kesenian, Hiburan dan Rekreasi	-	-	-	-	-
124	Perkhidmatan Swasta Lain	-	-	-	-	-
	JUMLAH INPUT PERANTARAAN	**10,764,603**	**37,741**	**7,738,839**	**126,864,254**	**32,026,202**
	Pembelian Langsung oleh Residen di Luar Negeri	-	-	-	-	-
	Pembelian Dalam Negeri oleh Bukan Residen	-	-	-	-	-
	JUMLAH INPUT	**10,764,603**	**37,741**	**7,738,839**	**126,864,254**	**32,026,202**
	Nilai Ditambah Kasar	**4,466,192**	**16,749**	**3,951,725**	**41,448,077**	**15,121,512**
	Pampasan Pekerja	3,359,070	9,650	2,814,137	1,917,078	2,315,930
	Cukai Bersih Lain ke atas Pengeluaran	(34,418)	(117)	(26,608)	(415,761)	(123,577)
	Lebihan Kendalian, Kasar	1,141,539	7,216	1,164,197	39,946,761	12,929,158
	Penggunaan Modal Tetap	492,599	1,762	378,100	6,997,847	1,960,240
	Lebihan Kendalian, Bersih	648,940	5,453	786,097	32,948,913	10,968,918
	JUMLAH OUTPUT	**15,230,795**	**54,490**	**11,690,564**	**168,312,332**	**47,147,714**

Jadual 15: Jadual Penggunaan pada Harga Pembeli, Komoditi mengikut Aktiviti (RM'000), 2020

Table 15: Use Tables at Purchasers' Prices, Commodity by Activity (RM'000), 2020

Baja dan Sebatian Nitrogen *Fertilizers and Nitrogen Compounds*	Cat dan Varnis *Paints and Varnishes*	Produk Farmaseutikal, Kimia Perubatan dan Botani *Pharmaceuticals, Medicinal Chemical and Botanical Products*	Sabun & Bahan Pencuci, Pencuci dan Pengilat, Pewangi & Dandanan Diri *Soap & Detergents, Cleaning dan Polishing, Perfumes &*	Produk Kimia Lain *Other Chemicals Products*	Activity / Commodity	
46	47	48	49	50		
974	1,108	5,086	2,760	14,188	***Computers, Peripheral, Office Equipment and Machinery***	***69***
-	-	-	-	-	***Electric Motors, Generators and Transformers***	***70***
1	-	-	628	46,986	***Electricity Distribution & Control Apparatus, Batteries and Accumulators***	***71***
-	-	-	-	-	***Fibre Optic Cables, Electronic and Other Electric***	***72***
-	-	-	-	-	***Wiring Devices, Electric Lighting Equipment and Other Electrical***	***73***
-	2,467	5,750	-	-	***Electronic Components and Boards***	***74***
1,960	7,867	32,073	42,296	74,862	***Communication Equipment and Consumer Electronics***	***75***
-	-	2,660	-	-	***Irradiation Equipment, Electro Medical and Electrotherapeutic***	***76***
-	-	-	-	-	***Measuring Equipment, Testing, Navigating and Control***	***77***
-	-	-	-	-	***Optical Instruments, Photographic Equipment, Magnetic and Optical Media***	***78***
-	-	-	-	12,089	***Watches and Clocks***	***79***
8,658	14,536	86,356	25,279	275,240	***Motor Vehicles, Trailers and Semi Trailers***	***80***
-	-	-	-	-	***Motorcycles***	***81***
-	-	-	-	-	***Ships, Boats, Bicycles and Invalid Carriages***	***82***
-	-	-	-	-	***Other Transport Equipment***	***83***
1,452	3,100	6,075	4,546	44,282	***Other Manufacturing***	***84***
54,816	136,491	64,066	79,965	515,532	***Repair & Installation of Machinery and Equipment***	***85***
45,045	608,383	153,894	151,531	1,269,055	***Electricity and Gas***	***86***
16,168	7,024	11,952	20,700	137,654	***Water***	***87***
919	2,001	3,008	2,048	19,762	***Sewerage, Waste Management and Remediation Activities***	***88***
-	-	-	-	-	***Residential Buildings***	***89***
-	-	-	-	-	***Non-Residential Buildings***	***90***
-	-	-	-	-	***Civil Engineering***	***91***
-	-	-	-	-	***Specialised Construction Activities***	***92***
1,333	2,239	13,294	3,893	35,571	***Wholesale & Retail Trade, Repair of Motor Vehicles and Motorcycles***	***93***
-	-	-	-	-	***Accommodation***	***94***
1,958	13,693	14,369	8,331	42,648	***Food and Beverage***	***95***
1,303	3,499	4,815	6,491	22,284	***Land Transport***	***96***
1	3	4	6	20	***Water Transport***	***97***
464	1,199	1,642	2,214	7,991	***Air Transport***	***98***
194	458	776	751	6,571	***Warehousing and Support Activities for Transportation***	***99***
-	-	-	-	-	***Services Incidental to Water and Air Transportation***	***100***
-	-	-	-	-	***Highway Operation Services, Bridge and Tunnel***	***101***
537	2,386	4,058	4,605	14,177	***Postal and Courier Activities***	***102***
-	-	-	-	-	***Publishing Activities***	***103***
7,914	14,805	17,099	28,980	122,210	***Telecommunications***	***104***
-	-	-	-	-	***Motion Picture, Programming and Broadcasting Activities***	***105***
4,615	4,707	2,358	5,858	31,202	***Computer and Information Services***	***106***
32,006	48,735	49,065	73,293	432,869	***Monetary Intermediation***	***107***
3,643	5,450	6,643	8,975	49,776	***Other Financial Service***	***108***
17,924	29,198	24,401	150,919	196,669	***Insurance/ Takaful and Pension Funding***	***109***
383	567	1,253	4,101	3,994	***Activities Auxiliary to Financial Service and Insurance/ Takaful***	***110***
5,073	9,764	21,926	15,357	57,546	***Real Estate***	***111***
-	-	-	-	-	***Ownership of Dwellings***	***112***
-	48,646	16,355	31,592	108,409	***Rental and Leasing***	***113***
-	-	-	-	-	***Scientific Research and Development***	***114***
260,354	211,191	164,914	179,266	802,988	***Professional***	***115***
8,450	11,749	21,187	23,023	135,714	***Business Services***	***116***
-	-	-	-	-	***Public Administration***	***117***
-	-	-	-	-	***Education***	***118***
-	-	-	-	-	***Health***	***119***
-	-	-	-	-	***Public Order and Safety***	***120***
-	-	-	-	-	***Other Public Administration***	***121***
-	-	-	-	-	***Non-Profit Institutions Serving Households***	***122***
-	-	-	-	-	***Arts, Entertainment and Recreation***	***123***
-	-	-	-	-	***Other Private Services***	***124***
2,560,114	**3,898,215**	**3,924,654**	**5,862,610**	**34,624,423**	***TOTAL INTERMEDIATE INPUT***	
-	-	-	-	-	***Direct Purchases Abroad by Residents***	
-	-	-	-	-	***Domestic Purchases by Non-Residents***	
2,560,114	**3,898,215**	**3,924,654**	**5,862,610**	**34,624,423**	***TOTAL INPUT***	
1,107,801	**1,673,383**	**2,386,186**	**2,033,821**	**7,645,208**	***Gross Value Added***	
262,979	710,123	587,497	639,301	1,892,917	***Compensation of Employees***	
(10,377)	(14,277)	(10,711)	(14,059)	(89,157)	***Other Net Taxes on Production***	
855,198	977,538	1,809,400	1,408,580	5,841,448	***Operating Surplus, Gross***	
152,499	231,648	262,383	328,306	1,757,426	***Consumption of Fixed Capital***	
702,699	745,890	1,547,017	1,080,273	4,084,022	***Operating Surplus, Net***	
3,667,915	**5,571,598**	**6,310,839**	**7,896,431**	**42,269,631**	***TOTAL OUTPUT***	

Jadual 15: Jadual Penggunaan pada Harga Pembeli, Komoditi mengikut Aktiviti (RM'000), 2020

Table 15: Use Tables at Purchasers' Prices, Commodity by Activity (RM'000), 2020

	Komoditi / Aktiviti	Tayar dan Tiub Getah *Rubber Tyres and Tubes*	Prosesan Getah *Rubber Processing*	Sarung Tangan Getah *Rubber Gloves*	Produk Getah Lain *Other Rubber Products*	Produk Plastik *Plastic Products*
		51	52	53	54	55
1	Padi	-	-	-	-	-
2	Tanaman Makanan	-	-	-	-	-
3	Sayur-sayuran	-	-	-	-	-
4	Buah-buahan	-	-	-	-	-
5	Getah	-	4,364,503	1,954,458	286,274	-
6	Kelapa Sawit	-	-	-	-	-
7	Tanaman Bunga	-	-	-	-	-
8	Pertanian Lain	-	-	-	-	-
9	Ternakan Ayam dan Itik	-	-	-	-	-
10	Ternakan Lain	-	-	-	-	-
11	Perhutanan dan Pembalakan	-	-	-	-	-
12	Perikanan dan Akuakultur	-	-	-	-	-
13	Minyak Mentah dan Gas Asli	-	-	-	-	-
14	Perlombongan Bijih Besi	-	-	-	-	-
15	Pengkuarian Batu, Pasir dan Tanah Liat	-	151,621	-	4,802	-
16	Perlombongan dan Pengkuarian Lain	-	-	-	-	-
17	Pemprosesan dan Pengawetan Daging	-	-	-	-	-
18	Pemprosesan dan Pengawetan Makanan Laut	-	-	-	-	-
19	Pemprosesan dan Pengawetan Buah-buahan & Sayur-sayuran	-	-	-	-	-
20	Produk Tenusu	-	-	-	-	-
21	Minyak & Lemak Sayuran dan Haiwan	-	-	109,863	8,664	91,134
22	Produk Bijian, Kanji dan Produk Berkanji	-	-	-	-	-
23	Produk Bakeri	-	-	-	-	-
24	Manisan	-	-	-	-	-
25	Prosesan Makanan Lain	-	-	-	-	-
26	Makanan Haiwan Tersedia	-	-	-	-	-
27	Spirit, Wain dan Minuman Keras	-	-	-	-	-
28	Minuman Ringan, Air Mineral dan Minuman Lain yang Dibotolkan	-	-	-	-	-
29	Produk Tembakau	-	-	-	-	-
30	Penyediaan, Pemintalan dan Penenunan Tekstil	-	36,413	41,469	9,149	89,350
31	Penyiapan Akhir Tekstil	-	-	-	-	44
32	Tekstil Lain	2,589	8,302	23,981	49,470	58,270
33	Pakaian	1,474	7,610	23,047	7,431	15,097
34	Produk Kulit	-	-	-	-	-
35	Kasut	-	134	-	28	769
36	Pengilangan dan Pengetaman Kayu	-	-	-	64,200	-
37	Kepingan Venier dan Panel berasaskan Kayu	2,003	58,811	8,063	22,000	63,967
38	Pertukangan Kayu dan Tanggam untuk Jurubina	-	-	-	-	-
39	Bekas Kayu dan Produk Kayu Lain	827	5,217	10,442	7,862	18,288
40	Kertas dan Produk Kertas	5,432	10,110	150,530	31,106	404,974
41	Perabot	2,901	11,008	23,545	11,278	25,449
42	Penerbitan Semula Media Rakaman	-	-	-	-	-
43	Percetakan	392	954	2,392	2,009	34,464
44	Kok dan Produk Petroleum Bertapis	118,266	1,945,697	2,645,302	199,449	436,968
45	Kimia Asas	620,763	1,014,647	2,161,379	437,046	1,765,619
46	Baja dan Sebatian Nitrogen	64	2	2,164	917	162,926
47	Cat dan Varnis	141	6,499	1,466	30,566	140,688
48	Produk Farmaseutikal, Kimia Perubatan dan Botani	9,215	38,008	-	-	21,407
49	Sabun & Bahan Pencuci, Pencuci dan Pengilat, Pewangi dan Dandanan Diri	-	6	847	5,291	8,472
50	Produk Kimia Lain	744,945	2,864,123	8,495,389	1,134,413	15,727,940
51	Tayar dan Tiub Getah	664,543	1,028,483	-	2,212	6,269
52	Prosesan Getah	1,026,567	2,331,428	1,462,804	688,091	60,576
53	Sarung Tangan Getah	46,264	4,910	4,789,236	254,888	10,851
54	Produk Getah Lain	-	-	-	33,304	-
55	Produk Plastik	3,138	83,578	304,921	372,539	1,833,644
56	Kaca dan Produk Kaca	-	2	1,758	312	7,365
57	Produk Refraktori, Tanah Liat, Porselin dan Seramik	-	-	-	713	17,679
58	Simen, Kapur dan Plaster	-	-	-	-	1,825
59	Produk Mineral bukan Logam	6	-	-	-	125,443
60	Besi dan Keluli Asas	47,572	22,084	1,787	110,955	78,250
61	Logam Asas Berharga dan Logam bukan Ferus Lain	99	30,290	-	124,315	97,115
62	Pengacuan Logam	-	-	-	-	-
63	Produk Struktur Logam, Tangki, Takungan dan Penjana Wap	5,402	2,731	768	70,478	223,980
64	Produk Logam Lain yang Direka	40,293	52,977	1,699	130,289	374,313
65	Enjin & Turbin, Alatan Kuasa Bendalir, Pam, Pemampat, Kepala Paip dan Injap Lain	4,461	-	-	11,320	-
66	Jentera Kegunaan Umum Lain	14,706	45,437	118,636	37,021	124,982
67	Senjata, Peluru dan Mesin bertujuan Khas	16	-	-	350	59,197
68	Perkakasan Domestik	-	-	-	-	-

Jadual 15: Jadual Penggunaan pada Harga Pembeli, Komoditi mengikut Aktiviti (RM'000), 2020

Table 15: Use Tables at Purchasers' Prices, Commodity by Activity (RM'000), 2020

Kaca dan Produk Kaca *Glass and Glass Products*	Produk Refraktori, Tanah Liat, Porselin dan Seramik *Refractory, Clay, Porcelain and Ceramic Products*	Simen, Kapur dan Plaster *Cement, Lime and Plaster*	Produk Mineral Bukan Logam *Non-Metallic Mineral Products*	Besi Asas dan Keluli *Basic Iron and Steel*	Activity / Commodity	
56	57	58	59	60		
-	-	-	-	-	Paddy	1
-	-	-	-	-	Food Crops	2
-	-	-	-	-	Vegetables	3
-	-	-	-	-	Fruits	4
-	-	-	-	-	Rubber	5
-	-	-	-	-	Oil Palm	6
-	-	-	-	-	Flower Plants	7
-	-	-	-	-	Other Agriculture	8
-	-	-	-	-	Poultry Farming	9
-	-	-	-	-	Other Livestock	10
-	-	-	-	-	Forestry and Logging	11
-	-	-	-	-	Fishing and Aquaculture	12
-	-	-	-	-	Crude Oil and Natural Gas	13
52	183	781	2,674	5,130,945	Mining of Metal Ores	14
26,832	405,697	991,563	1,927,858	3,036	Quarrying of Stone, Sand and Clay	15
1,089	40,889	-	223,714	-	Other Mining and Quarrying	16
-	-	-	-	-	Processing and Preserving of Meat	17
-	-	-	-	-	Processing and Preserving of Seafood	18
-	-	-	-	-	Processing and Preserving of Fruits & Vegetables	19
-	-	-	-	-	Dairy Products	20
-	4,197	-	-	-	Vegetable & Animal Oils and Fats	21
-	-	-	-	-	Grain Mill Products, Starches and Starch Products	22
-	-	-	-	-	Bakery Products	23
-	-	-	-	-	Confectionery	24
-	-	-	-	-	Other Food Processing	25
-	-	-	-	-	Prepared Animal Feeds	26
-	-	-	-	-	Spirits, Wines and Liquors	27
-	1	-	-	-	Soft Drinks, Mineral Waters and Other Bottled Waters	28
-	-	-	-	-	Tobacco Products	29
15,773	-	-	-	-	Preparation, Spinning and Weaving of Textiles	30
-	-	-	-	-	Finishing of Textiles	31
2,492	1,116	3,567	10,690	2,363	Other Textiles	32
2,096	1,794	3,669	7,344	17,149	Wearing Apparel	33
-	-	-	-	-	Leather Products	34
-	2,824	-	-	-	Footwear	35
-	-	409	2,475	73,518	Sawmilling and Planning of Wood	36
62,722	28,904	28,974	48,759	101,108	Veneer Sheets and Wood-based Panels	37
65	8	-	121	-	Builders' Carpentry and Joinery	38
3,177	3,786	291	14,663	38,789	Wooden Containers and Other Wood Products	39
12,518	18,942	117,600	110,961	238,473	Paper and Paper Products	40
7,942	6,273	10,313	18,202	104,319	Furniture	41
-	-	-	-	-	Reproduction of Recorded Media	42
411	1,497	423	5,928	46,004	Printing	43
327,471	621,783	781,536	1,828,994	1,548,300	Coke and Refined Petroleum Products	44
844,936	421,706	339,624	738,914	1,196,238	Basic Chemicals	45
-	-	-	1,740	33	Fertilizers and Nitrogen Compounds	46
168	16,914	34,683	477,129	234,630	Paints and Varnishes	47
9,317	-	-	41,396	-	Pharmaceuticals, Medicinal Chemical and Botanical Products	48
33	9	-	8,105	184	Soaps & Detergents, Cleaning & Polishing, Perfumes and Toilet Preparations	49
438,074	156,860	118,416	362,453	754,904	Other Chemicals Products	50
-	-	20	-	31	Rubber Tyres and Tubes	51
5,626	6,955	-	115	-	Rubber Processing	52
303	-	-	16	-	Rubber Gloves	53
-	-	-	-	-	Other Rubber Products	54
55,968	16,386	90,003	52,974	46,709	Plastic Products	55
342,365	9,127	67	28,584	83,239	Glass and Glass Products	56
78,794	163,287	81,115	47,733	7,499	Refractory, Clay, Porcelain and Ceramic Products	57
77,271	84,919	2,203,033	1,824,733	7,090	Cement, Lime and Plaster	58
94,594	150,003	1,077,372	3,042,978	37,003	Non-Metallic Mineral Products	59
5,454	8,979	59,799	321,743	574,017	Basic Iron and Steel	60
132,231	7,820	25,734	173,427	868,576	Basic Precious and Other Non-Ferrous Metals	61
566	-	-	436	832,111	Casting of Metals	62
6,586	1,400	6,284	51,303	1,272,121	Structural Metal Products, Tanks, Reservoirs and Steam Generators	63
20,845	22,159	43,866	391,025	4,562,356	Other Fabricated Metal Products	64
-	-	-	104,599	87	Engines & Turbines, Fluid Power Equipment, Other Pumps, Compressors, Taps and Valves	65
33,034	30,406	47,947	65,122	368,016	Other General Purpose Machinery	66
38	15,811	1,891	367,020	53,500	Weapons, Ammunition and Special Purpose Machinery	67
-	-	-	-	-	Domestic Appliances	68

Jadual 15: Jadual Penggunaan pada Harga Pembeli, Komoditi mengikut Aktiviti (RM'000), 2020

Table 15: Use Tables at Purchasers' Prices, Commodity by Activity (RM'000), 2020

	Komoditi / Aktiviti	Tayar dan Tiub Getah *Rubber Tyres and Tubes*	Prosesan Getah *Rubber Processing*	Sarung Tangan Getah *Rubber Gloves*	Produk Getah Lain *Other Rubber Products*	Produk Plastik *Plastic Products*
		51	52	53	54	55
69	Komputer, Peranti, Mesin dan Kelengkapan Pejabat	1,562	5,861	12,762	4,105	54,131
70	Motor Elektrik, Penjana dan Transformer	-	-	-	3,592	1,438
71	Perkakasan Pengagihan & Pengawalan Elektrik, Bateri dan Akumulator	-	-	-	5,828	610
72	Kabel Gentian Optikal, Elektronik dan Elektrik Lain	8,884	206	-	-	3,629
73	Alatan Pendawaian, Kelengkapan Pencahayaan Elektrik dan Elektrik Lain	-	-	-	-	-
74	Komponen dan Papan Elektronik	2,114	35,407	366	219,687	1,920,545
75	Peralatan Komunikasi dan Elektronik Pengguna	8,678	18,414	81,548	32,923	209,711
76	Peralatan Penyinaran, Perubatan Elektro dan Elektroterapeutik	2,618	-	-	-	-
77	Kelengkapan Mengukur, Menguji, Memandu Arah dan Kawalan	-	-	-	-	303,614
78	Instrumen Optikal, Alatan Fotografi, Media Magnetik dan Optikal	-	-	-	-	-
79	Jam Tangan dan Jam	-	-	-	-	5
80	Kenderaan Bermotor, Treler dan Semi Treler	44,030	95,112	196,133	87,323	200,671
81	Motosikal	-	-	-	-	-
82	Kapal, Bot, Basikal dan 'Invalid Carriages'	-	-	-	-	-
83	Kelengkapan Pengangkutan Lain	-	-	-	-	-
84	Pembuatan Lain	2,207	5,368	13,466	11,306	193,980
85	Pembaikan & Pemasangan Mesin dan Kelengkapan	50,489	134,396	387,909	129,898	372,280
86	Elektrik dan Gas	184,991	404,969	1,284,140	396,586	1,325,527
87	Air	5,005	34,060	215,447	33,210	94,749
88	Pembetungan, Pengurusan Sisa dan Aktiviti Pemulihan	195,666	9,878	5,849	8,744	52,250
89	Bangunan Kediaman	-	-	-	-	-
90	Bangunan Bukan Kediaman	-	-	-	-	-
91	Kejuruteraan Awam	-	-	-	-	-
92	Aktiviti Pembinaan Pertukangan Khas	-	-	-	-	-
93	Perdagangan Borong & Runcit, Pembaikan Kenderaan Bermotor dan Motosikal	6,280	14,649	30,209	13,444	30,824
94	Penginapan	-	-	-	-	-
95	Makanan dan Minuman	7,058	9,053	20,853	17,006	71,914
96	Pengangkutan Darat	3,591	4,915	7,979	6,887	21,023
97	Pengangkutan Air	3	4	13	8	19
98	Pengangkutan Udara	1,223	1,680	2,718	2,343	7,168
99	Penggudangan dan Aktiviti Sokongan untuk Pengangkutan	390	725	1,559	1,319	16,913
100	Perkhidmatan berkaitan Pengangkutan Air dan Udara	-	-	-	-	-
101	Perkhidmatan Operasi Lebuhraya, Jambatan dan Terowong	-	-	-	-	-
102	Perkhidmatan Pos dan Kurier	969	4,208	8,275	3,886	18,062
103	Aktiviti Penerbitan	-	-	-	-	-
104	Telekomunikasi	7,769	21,695	35,618	29,276	89,269
105	Aktiviti Wayang Gambar, Pemprograman dan Penyiaran	-	-	-	-	-
106	Perkhidmatan Komputer dan Maklumat	1,593	986	14,642	6,031	14,828
107	Perantaraan Kewangan	50,955	200,247	324,543	69,019	357,937
108	Perkhidmatan Kewangan Lain	5,881	25,159	36,283	8,670	44,611
109	Insurans/ Takaful dan Tabungan Pencen	22,780	39,735	84,308	60,953	230,111
110	Aktiviti Sokongan Perkhidmatan Kewangan dan Insurans/ Takaful	445	3,742	1,955	1,842	5,967
111	Hartanah	12,002	25,288	45,167	23,675	85,172
112	Pemilikan Kediaman	-	-	-	-	-
113	Sewaan dan Pajakan	11,634	1,118	3,923	5,123	77,588
114	Penyelidikan dan Pembangunan Saintifik	-	-	-	-	-
115	Profesional	70,764	777,146	778,989	180,873	693,423
116	Perkhidmatan Perniagaan	4,131	17,847	29,026	8,406	45,479
117	Pentadbiran Awam	-	-	-	-	-
118	Pendidikan	-	-	-	-	-
119	Kesihatan	-	-	-	-	-
120	Ketenteraman dan Keselamatan Awam	-	-	-	-	-
121	Pentadbiran Awam Lain	-	-	-	-	-
122	Institusi bukan Keuntungan yang Berkhidmat kepada Isi Rumah	-	-	-	-	-
123	Kesenian, Hiburan dan Rekreasi	-	-	-	-	-
124	Perkhidmatan Swasta Lain	-	-	-	-	-
	JUMLAH INPUT PERANTARAAN	**4,075,788**	**16,017,455**	**25,959,623**	**5,520,706**	**28,630,760**
	Pembelian Langsung oleh Residen di Luar Negeri	-	-	-	-	-
	Pembelian Dalam Negeri oleh Bukan Residen	-	-	-	-	-
	JUMLAH INPUT	**4,075,788**	**16,017,455**	**25,959,623**	**5,520,706**	**28,630,760**
	Nilai Ditambah Kasar	**960,167**	**2,168,896**	**7,432,133**	**2,163,547**	**10,313,254**
	Pampasan Pekerja	680,268	797,332	2,662,455	1,318,906	5,294,532
	Cukai Bersih Lain ke atas Pengeluaran	(8,575)	(31,996)	(35,041)	(11,723)	(82,144)
	Lebihan Kendalian, Kasar	288,475	1,403,559	4,804,719	856,365	5,100,866
	Penggunaan Modal Tetap	209,378	756,126	1,388,314	319,485	1,619,158
	Lebihan Kendalian, Bersih	79,097	647,433	3,416,405	536,880	3,481,708
	JUMLAH OUTPUT	**5,035,955**	**18,186,351**	**33,391,755**	**7,684,253**	**38,944,014**

Jadual 15: Jadual Penggunaan pada Harga Pembeli, Komoditi mengikut Aktiviti (RM'000), 2020

Table 15: Use Tables at Purchasers' Prices, Commodity by Activity (RM'000), 2020

Kaca dan Produk Kaca *Glass and Glass Products*	Produk Refraktori, Tanah Liat, Porselin dan Seramik *Refractory, Clay, Porcelain and Ceramic Products*	Simen, Kapur dan Plaster *Cement, Lime and Plaster*	Produk Mineral Bukan Logam *Non-Metallic Mineral Products*	Besi Asas dan Keluli *Basic Iron and Steel*	Activity / Commodity	
56	57	58	59	60		
3,938	3,738	3,737	8,830	56,186	Computers, Peripheral, Office Equipment and Machinery	69
10	-	-	85	28	Electric Motors, Generators and Transformers	70
-	-	-	42	195	Electricity Distribution & Control Apparatus, Batteries and Accumulators	71
54,709	-	-	27,135	948	Fibre Optic Cables, Electronic and Other Electric	72
-	-	-	42	38,591	Wiring Devices, Electric Lighting Equipment and Other Electrical	73
105,586	62,999	-	48,657	60,899	Electronic Components and Boards	74
12,958	14,729	63,353	134,641	391,910	Communication Equipment and Consumer Electronics	75
-	-	-	-	-	Irradiation Equipment, Electro Medical and Electrotherapeutic	76
-	-	-	-	156	Measuring Equipment, Testing, Navigating and Control	77
178	-	-	-	-	Optical Instruments, Photographic Equipment, Magnetic and Optical Media	78
-	27,193	-	-	-	Watches and Clocks	79
29,850	54,332	146,688	286,927	431,112	Motor Vehicles, Trailers and Semi Trailers	80
-	-	-	-	-	Motorcycles	81
-	-	-	-	-	Ships, Boats, Bicycles and Invalid Carriages	82
-	-	-	-	-	Other Transport Equipment	83
2,313	8,424	2,378	33,233	17,083	Other Manufacturing	84
95,561	89,475	144,044	164,502	789,144	Repair & Installation of Machinery and Equipment	85
374,399	253,348	1,008,236	248,375	3,116,262	Electricity and Gas	86
12,911	33,142	17,343	44,900	183,855	Water	87
1,295	2,408	1,758	23,054	9,079	Sewerage, Waste Management and Remediation Activities	88
-	-	-	-	-	Residential Buildings	89
-	-	-	-	-	Non-Residential Buildings	90
-	-	-	-	-	Civil Engineering	91
-	-	-	-	-	Specialised Construction Activities	92
4,592	4,939	22,593	39,436	51,181	Wholesale & Retail Trade, Repair of Motor Vehicles and Motorcycles	93
-	-	-	-	-	Accommodation	94
5,214	7,821	5,407	35,464	130,672	Food and Beverage	95
1,782	2,469	2,290	12,248	11,035	Land Transport	96
2	3	7	11	10	Water Transport	97
610	842	781	3,114	7,566	Air Transport	98
293	826	410	3,371	2,033	Warehousing and Support Activities for Transportation	99
-	-	-	-	-	Services Incidental to Water and Air Transportation	100
-	-	-	-	-	Highway Operation Services, Bridge and Tunnel	101
1,572	1,331	1,250	5,062	9,309	Postal and Courier Activities	102
-	-	-	-	-	Publishing Activities	103
8,390	9,664	14,525	37,111	61,707	Telecommunications	104
-	-	-	-	-	Motion Picture, Programming and Broadcasting Activities	105
1,469	2,074	5,277	21,693	13,918	Computer and Information Services	106
44,313	37,618	98,680	181,731	310,999	Monetary Intermediation	107
5,094	4,454	9,931	19,396	60,921	Other Financial Service	108
27,076	33,618	111,892	73,418	79,439	Insurance/ Takaful and Pension Funding	109
654	664	401	2,669	2,633	Activities Auxiliary to Financial Service and Insurance/ Takaful	110
12,719	12,105	29,820	57,251	124,017	Real Estate	111
-	-	-	-	-	Ownership of Dwellings	112
54,480	410	9,005	17,618	6,224	Rental and Leasing	113
-	-	-	-	-	Scientific Research and Development	114
63,551	83,374	108,236	676,281	659,276	Professional	115
10,183	6,326	16,243	26,106	47,515	Business Services	116
-	-	-	-	-	Public Administration	117
-	-	-	-	-	Education	118
-	-	-	-	-	Health	119
-	-	-	-	-	Public Order and Safety	120
-	-	-	-	-	Other Public Administration	121
-	-	-	-	-	Non-Profit Institutions Serving Households	122
-	-	-	-	-	Arts, Entertainment and Recreation	123
-	-	-	-	-	Other Private Services	124
3,544,543	**3,008,961**	**7,893,264**	**14,536,334**	**24,876,252**	TOTAL INTERMEDIATE INPUT	
-	-	-	-	-	Direct Purchases Abroad by Residents	
-	-	-	-	-	Domestic Purchases by Non-Residents	
3,544,543	**3,008,961**	**7,893,264**	**14,536,334**	**24,876,252**	TOTAL INPUT	
1,468,154	**1,559,741**	**3,054,021**	**3,804,857**	**5,189,560**	Gross Value Added	
739,436	1,049,543	849,764	2,353,330	3,464,191	Compensation of Employees	
(14,405)	(11,045)	(26,017)	(49,757)	(66,925)	Other Net Taxes on Production	
743,123	521,243	2,230,273	1,501,284	1,792,293	Operating Surplus, Gross	
108,266	98,676	236,442	396,138	649,369	Consumption of Fixed Capital	
634,857	422,567	1,993,831	1,105,146	1,142,924	Operating Surplus, Net	
5,012,697	**4,568,702**	**10,947,284**	**18,341,191**	**30,065,811**	TOTAL OUTPUT	

Jadual 15: Jadual Penggunaan pada Harga Pembeli, Komoditi mengikut Aktiviti (RM'000), 2020

Table 15: Use Tables at Purchasers' Prices, Commodity by Activity (RM'000), 2020

	Komoditi / Aktiviti	Logam Asas Berharga dan Logam Bukan Ferus Lain *Basic Precious and Other Non-Ferrous Metals*	Pengacuan Logam *Casting of Metals*	Produk Struktur Logam, Tangki, Takungan dan Penjana Wap *Structural Metal Products, Tanks, Reservoirs and Steam Generators*	Keluaran Logam Lain yang Direka *Other Fabricated Metal Products*
		61	62	63	64
1	Padi	-	-	-	-
2	Tanaman Makanan	-	-	-	-
3	Sayur-sayuran	-	-	-	-
4	Buah-buahan	-	-	-	-
5	Getah	-	-	-	-
6	Kelapa Sawit	-	-	-	-
7	Tanaman Bunga	-	-	-	-
8	Pertanian Lain	-	-	-	-
9	Ternakan Ayam dan Itik	-	-	-	-
10	Ternakan Lain	-	-	-	-
11	Perhutanan dan Pembalakan	-	-	-	-
12	Perikanan dan Akuakultur	-	-	-	-
13	Minyak Mentah dan Gas Asli	-	-	-	-
14	Perlombongan Bijih Besi	2,603,204	29,348	75,659	197,318
15	Pengkuarian Batu, Pasir dan Tanah Liat	83,734	76	3,255	23,240
16	Perlombongan dan Pengkuarian Lain	22	-	84	-
17	Pemprosesan dan Pengawetan Daging	-	-	-	-
18	Pemprosesan dan Pengawetan Makanan Laut	-	-	-	-
19	Pemprosesan dan Pengawetan Buah-buahan & Sayur-sayuran	-	-	-	-
20	Produk Tenusu	-	-	-	-
21	Minyak & Lemak Sayuran dan Haiwan	-	-	-	-
22	Produk Bijian, Kanji dan Produk Berkanji	-	-	-	-
23	Produk Bakeri	-	-	-	-
24	Manisan	-	-	-	-
25	Prosesan Makanan Lain	-	-	-	-
26	Makanan Haiwan Tersedia	-	-	-	-
27	Spirit, Wain dan Minuman Keras	-	-	-	-
28	Minuman Ringan, Air Mineral dan Minuman Lain yang Dibotolkan	-	-	-	-
29	Produk Tembakau	-	-	-	-
30	Penyediaan, Pemintalan dan Penenunan Tekstil	-	-	-	-
31	Penyiapan Akhir Tekstil	-	-	-	-
32	Tekstil Lain	1,211	149	1,068	4,757
33	Pakaian	6,271	2,086	8,016	12,429
34	Produk Kulit	-	-	-	-
35	Kasut	-	-	-	-
36	Pengilangan dan Pengetaman Kayu	21	18	4,952	5,602
37	Kepingan Venier dan Panel berasaskan Kayu	15,051	3,201	70,739	107,773
38	Pertukangan Kayu dan Tanggam untuk Jurubina	-	-	1,746	92
39	Bekas Kayu dan Produk Kayu Lain	44,451	3,002	30,160	122,722
40	Kertas dan Produk Kertas	29,564	9,824	24,408	110,912
41	Perabot	8,593	2,464	13,602	25,473
42	Penerbitan Semula Media Rakaman	-	-	-	-
43	Percetakan	1,263	291	1,464	74,750
44	Kok dan Produk Petroleum Bertapis	1,372,587	291,582	1,131,668	1,489,754
45	Kimia Asas	1,627,270	30,032	182,356	553,463
46	Baja dan Sebatian Nitrogen	923	-	-	-
47	Cat dan Varnis	73,723	9,334	152,619	261,931
48	Produk Farmaseutikal, Kimia Perubatan dan Botani	-	-	-	-
49	Sabun & Bahan Pencuci, Pencuci dan Pengilat, Pewangi dan Dandanan Diri	-	-	327	7,646
50	Produk Kimia Lain	139,668	41,481	40,759	429,459
51	Tayar dan Tiub Getah	-	-	2,544	33
52	Prosesan Getah	126	-	7,664	4,015
53	Sarung Tangan Getah	17	-	7,315	2,399
54	Produk Getah Lain	-	-	10,529	2,262
55	Produk Plastik	187,497	2,970	39,515	61,817
56	Kaca dan Produk Kaca	2,190	689	152,527	13,048
57	Produk Refraktori, Tanah Liat, Porselin dan Seramik	6,335	-	427	114,882
58	Simen, Kapur dan Plaster	1,142	1,156	7,388	22,028
59	Produk Mineral bukan Logam	3,746	1,673	7,577	99,345
60	Besi dan Keluli Asas	570,176	357,940	3,814,649	5,953,081
61	Logam Asas Berharga dan Logam bukan Ferus Lain	1,230,546	597,755	2,394,280	11,520,518
62	Pengacuan Logam	50,821	89,068	113,793	53,765
63	Produk Struktur Logam, Tangki, Takungan dan Penjana Wap	103,240	109,198	-	-
64	Produk Logam Lain yang Direka	763,421	256,578	2,529,299	51,659
65	Enjin & Turbin, Alatan Kuasa Bendalir, Pam, Pemampat, Kepala Paip dan Injap Lain	1,759	474	55,359	6,982
66	Jentera Kegunaan Umum Lain	37,659	10,635	60,688	111,731
67	Senjata, Peluru dan Mesin bertujuan Khas	617,515	43,644	61,471	49,241
68	Perkakasan Domestik	-	-	21,874	4,752

Jadual 15: Jadual Penggunaan pada Harga Pembeli, Komoditi mengikut Aktiviti (RM'000), 2020

Table 15: Use Tables at Purchasers' Prices, Commodity by Activity (RM'000), 2020

Enjin & Turbin, Alatan Kuasa Bendalir,Pam, Pemampat, Kepala Paip dan Injap Lain *Engines & Turbines, Fluid Power Equipment, Other Pumps, Compressors, Taps*	Jentera Kegunaan Umum Lain *Other General Purpose Machinery*	Senjata, Peluru dan Mesin Bertujuan Khas *Weapons, Ammunition and Special Purpose Machinery*	Perkakasan Domestik *Domestic Appliances*	*Activity* / *Commodity*	
65	66	67	68		
-	-	-	-	***Paddy***	***1***
-	-	-	-	***Food Crops***	***2***
-	-	-	-	***Vegetables***	***3***
-	-	-	-	***Fruits***	***4***
-	-	-	-	***Rubber***	***5***
-	-	-	-	***Oil Palm***	***6***
-	-	-	-	***Flower Plants***	***7***
-	-	-	-	***Other Agriculture***	***8***
-	-	-	-	***Poultry Farming***	***9***
-	-	-	-	***Other Livestock***	***10***
-	-	-	-	***Forestry and Logging***	***11***
-	-	-	-	***Fishing and Aquaculture***	***12***
-	-	-	-	***Crude Oil and Natural Gas***	***13***
-	-	-	-	***Mining of Metal Ores***	***14***
-	-	-	-	***Quarrying of Stone, Sand and Clay***	***15***
-	-	-	-	***Other Mining and Quarrying***	***16***
-	-	-	-	***Processing and Preserving of Meat***	***17***
-	-	-	-	***Processing and Preserving of Seafood***	***18***
-	-	-	-	***Processing and Preserving of Fruits & Vegetables***	***19***
-	-	-	-	***Dairy Products***	***20***
-	-	-	-	***Vegetable & Animal Oils and Fats***	***21***
-	-	-	-	***Grain Mill Products, Starches and Starch Products***	***22***
-	-	-	-	***Bakery Products***	***23***
-	-	-	-	***Confectionery***	***24***
-	-	-	-	***Other Food Processing***	***25***
-	-	-	-	***Prepared Animal Feeds***	***26***
-	-	-	-	***Spirits, Wines and Liquors***	***27***
-	-	-	-	***Soft Drinks, Mineral Waters and Other Bottled Waters***	***28***
-	-	-	-	***Tobacco Products***	***29***
-	-	-	-	***Preparation, Spinning and Weaving of Textiles***	***30***
-	-	-	-	***Finishing of Textiles***	***31***
157	36,430	5,107	2,555	***Other Textiles***	***32***
783	4,257	5,483	507	***Wearing Apparel***	***33***
-	-	-	-	***Leather Products***	***34***
-	-	-	-	***Footwear***	***35***
491	3,215	288	-	***Sawmilling and Planning of Wood***	***36***
6,578	29,931	16,105	545	***Veneer Sheets and Wood-based Panels***	***37***
-	-	-	-	***Builders' Carpentry and Joinery***	***38***
9,385	24,480	17,925	333	***Wooden Containers and Other Wood Products***	***39***
1,296	57,129	17,105	11,535	***Paper and Paper Products***	***40***
800	10,790	10,954	1,517	***Furniture***	***41***
-	-	-	-	***Reproduction of Recorded Media***	***42***
124	1,258	5,919	162	***Printing***	***43***
41,417	195,030	218,129	32,082	***Coke and Refined Petroleum Products***	***44***
21,018	97,622	88,397	10,330	***Basic Chemicals***	***45***
-	-	-	-	***Fertilizers and Nitrogen Compounds***	***46***
564	5,405	19,304	4,232	***Paints and Varnishes***	***47***
-	50,539	-	-	***Pharmaceuticals, Medicinal Chemical and Botanical Products***	***48***
-	1,006	362	-	***Soaps & Detergents, Cleaning & Polishing, Perfumes and Toilet Preparations***	***49***
15,007	358,890	68,209	71,451	***Other Chemicals Products***	***50***
-	1,788	28	2,954	***Rubber Tyres and Tubes***	***51***
-	87,685	12,073	-	***Rubber Processing***	***52***
912	18,124	2,734	22	***Rubber Gloves***	***53***
2,069	-	-	50	***Other Rubber Products***	***54***
217	145,845	4,416	4,004	***Plastic Products***	***55***
1,667	6,637	3,345	3,055	***Glass and Glass Products***	***56***
-	-	396	-	***Refractory, Clay, Porcelain and Ceramic Products***	***57***
11	9,353	44	-	***Cement, Lime and Plaster***	***58***
22	3,662	3,573	78	***Non-Metallic Mineral Products***	***59***
96,697	695,095	1,195,759	13,606	***Basic Iron and Steel***	***60***
417,535	1,525,924	910,440	199,253	***Basic Precious and Other Non-Ferrous Metals***	***61***
12,349	27,963	144,295	4,164	***Casting of Metals***	***62***
44,273	463,698	1,024,768	608,543	***Structural Metal Products, Tanks, Reservoirs and Steam Generators***	***63***
135,895	1,267,475	1,070,413	425,280	***Other Fabricated Metal Products***	***64***
736,669	1,543,912	54,087	37,790	***Engines & Turbines, Fluid Power Equipment, Other Pumps, Compressors, Taps and Valves***	***65***
10,578	699,636	37,309	8,379	***Other General Purpose Machinery***	***66***
3,378	90,092	2,041,708	1,542	***Weapons, Ammunition and Special Purpose Machinery***	***67***
116,028	525	7	431,995	***Domestic Appliances***	***68***

Jadual 15: Jadual Penggunaan pada Harga Pembeli, Komoditi mengikut Aktiviti (RM'000), 2020

Table 15: Use Tables at Purchasers' Prices, Commodity by Activity (RM'000), 2020

	Komoditi / Aktiviti	Logam Asas Berharga dan Logam Bukan Ferus Lain *Basic Precious and Other Non-Ferrous Metals*	Pengacuan Logam *Casting of Metals*	Produk Struktur Logam, Tangki, Takungan dan Penjana Wap *Structural Metal Products, Tanks, Reservoirs and Steam Generators*	Keluaran Logam Lain yang Direka *Other Fabricated Metal Products*
		61	62	63	64
69	Komputer, Peranti, Mesin dan Kelengkapan Pejabat	4,003	1,204	6,836	44,513
70	Motor Elektrik, Penjana dan Transformer	-	-	6,603	4,347
71	Perkakasan Pengagihan & Pengawalan Elektrik, Bateri dan Akumulator	119,338	179	231	3,387
72	Kabel Gentian Optikal, Elektronik dan Elektrik Lain	629,301	139	11,356	58,018
73	Alatan Pendawaian, Kelengkapan Pencahayaan Elektrik dan Elektrik Lain	1,941	298	4,604	16,929
74	Komponen dan Papan Elektronik	10,739	709	63,701	269,047
75	Peralatan Komunikasi dan Elektronik Pengguna	68,434	20,248	136,659	197,779
76	Peralatan Penyinaran, Perubatan Elektro dan Elektroterapeutik	-	-	-	-
77	Kelengkapan Mengukur, Menguji, Memandu Arah dan Kawalan	1,490	-	1,927	39,095
78	Instrumen Optikal, Alatan Fotografi, Media Magnetik dan Optikal	-	-	-	11
79	Jam Tangan dan Jam	-	-	-	-
80	Kenderaan Bermotor, Treler dan Semi Treler	485,291	16,295	80,243	250,427
81	Motosikal	-	-	-	-
82	Kapal, Bot, Basikal dan 'Invalid Carriages'	-	-	-	-
83	Kelengkapan Pengangkutan Lain	-	-	-	-
84	Pembuatan Lain	7,111	2,211	8,237	17,831
85	Pembaikan & Pemasangan Mesin dan Kelengkapan	118,250	30,075	216,296	351,091
86	Elektrik dan Gas	1,172,542	77,572	306,107	919,718
87	Air	24,245	4,201	36,744	67,470
88	Pembetungan, Pengurusan Sisa dan Aktiviti Pemulihan	2,614	590	4,197	8,222
89	Bangunan Kediaman	-	-	-	-
90	Bangunan Bukan Kediaman	-	-	-	-
91	Kejuruteraan Awam	-	-	-	-
92	Aktiviti Pembinaan Pertukangan Khas	-	-	-	26,908
93	Perdagangan Borong & Runcit, Pembaikan Kenderaan Bermotor dan Motosikal	74,745	2,510	10,717	27,767
94	Penginapan	-	-	-	-
95	Makanan dan Minuman	18,948	11,212	36,225	63,062
96	Pengangkutan Darat	12,561	1,442	8,394	17,483
97	Pengangkutan Air	11	1	8	14
98	Pengangkutan Udara	3,141	700	2,058	5,387
99	Penggudangan dan Aktiviti Sokongan untuk Pengangkutan	1,320	218	1,162	2,374
100	Perkhidmatan berkaitan Pengangkutan Air dan Udara	-	-	-	-
101	Perkhidmatan Operasi Lebuhraya, Jambatan dan Terowong	-	-	-	-
102	Perkhidmatan Pos dan Kurier	3,475	964	6,726	12,749
103	Aktiviti Penerbitan	-	-	-	-
104	Telekomunikasi	19,915	7,059	48,076	70,414
105	Aktiviti Wayang Gambar, Pemprograman dan Penyiaran	-	-	-	-
106	Perkhidmatan Komputer dan Maklumat	3,801	254	15,943	11,583
107	Perantaraan Kewangan	160,546	27,668	160,658	317,330
108	Perkhidmatan Kewangan Lain	22,623	3,064	18,767	32,175
109	Insurans/ Takaful dan Tabungan Pencen	58,514	13,684	71,174	135,394
110	Aktiviti Sokongan Perkhidmatan Kewangan dan Insurans/ Takaful	1,432	481	3,582	4,845
111	Hartanah	61,818	6,124	38,477	67,909
112	Pemilikan Kediaman	-	-	-	-
113	Sewaan dan Pajakan	13,505	185	713	31,373
114	Penyelidikan dan Pembangunan Saintifik	-	-	-	-
115	Profesional	141,595	78,628	426,571	713,876
116	Perkhidmatan Perniagaan	14,797	10,517	33,866	48,271
117	Pentadbiran Awam	-	-	-	-
118	Pendidikan	-	-	-	-
119	Kesihatan	-	-	-	-
120	Ketenteraman dan Keselamatan Awam	-	-	-	-
121	Pentadbiran Awam Lain	-	-	-	-
122	Institusi bukan Keuntungan yang Berkhidmat kepada Isi Rumah	-	-	-	-
123	Kesenian, Hiburan dan Rekreasi	-	-	-	-
124	Perkhidmatan Swasta Lain	-	-	-	-
	JUMLAH INPUT PERANTARAAN	**12,841,789**	**2,213,102**	**12,796,639**	**25,335,679**
	Pembelian Langsung oleh Residen di Luar Negeri	-	-	-	-
	Pembelian Dalam Negeri oleh Bukan Residen	-	-	-	-
	JUMLAH INPUT	**12,841,789**	**2,213,102**	**12,796,639**	**25,335,679**
	Nilai Ditambah Kasar	**2,359,254**	**868,516**	**4,606,057**	**9,173,639**
	Pampasan Pekerja	1,747,897	588,513	2,462,175	4,788,489
	Cukai Bersih Lain ke atas Pengeluaran	(32,915)	(6,049)	(46,550)	(86,952)
	Lebihan Kendalian, Kasar	644,272	286,052	2,190,433	4,472,102
	Penggunaan Modal Tetap	328,316	66,558	375,868	745,341
	Lebihan Kendalian, Bersih	315,956	219,495	1,814,565	3,726,761
	JUMLAH OUTPUT	**15,201,043**	**3,081,618**	**17,402,696**	**34,509,319**

Jadual 15: Jadual Penggunaan pada Harga Pembeli, Komoditi mengikut Aktiviti (RM'000), 2020

Table 15: Use Tables at Purchasers' Prices, Commodity by Activity (RM'000), 2020

Enjin & Turbin, Alatan Kuasa Bendalir,Pam, Pemampat, Kepala Paip dan Injap Lain *Engines & Turbines, Fluid Power Equipment, Other Pumps, Compressors, Taps*	Jentera Kegunaan Umum Lain *Other General Purpose Machinery*	Senjata, Peluru dan Mesin Bertujuan Khas *Weapons, Ammunition and Special Purpose Machinery*	Perkakasan Domestik *Domestic Appliances*	Activity / Commodity	
65	66	67	68		
2,807	28,449	25,547	10,606	Computers, Peripheral, Office Equipment and Machinery	69
55	51,396	108,949	142	Electric Motors, Generators and Transformers	70
13,118	66,766	26,042	6,936	Electricity Distribution & Control Apparatus, Batteries and Accumulators	71
-	84,855	9,897	12,173	Fibre Optic Cables, Electronic and Other Electric	72
19,746	5,823	34,606	136	Wiring Devices, Electric Lighting Equipment and Other Electrical	73
29,523	2,194,620	617,785	2,384,082	Electronic Components and Boards	74
7,296	140,993	216,985	8,492	Communication Equipment and Consumer Electronics	75
-	9,409	-	-	Irradiation Equipment, Electro Medical and Electrotherapeutic	76
302	48,177	44,697	604,245	Measuring Equipment, Testing, Navigating and Control	77
2,736	535	-	2,679	Optical Instruments, Photographic Equipment, Magnetic and Optical Media	78
-	-	-	-	Watches and Clocks	79
28,645	630,515	190,209	8,679	Motor Vehicles, Trailers and Semi Trailers	80
-	-	-	-	Motorcycles	81
-	-	-	-	Ships, Boats, Bicycles and Invalid Carriages	82
-	-	-	-	Other Transport Equipment	83
697	7,079	7,665	911	Other Manufacturing	84
25,992	1,057,608	103,056	120,587	Repair & Installation of Machinery and Equipment	85
32,082	352,390	180,700	66,621	Electricity and Gas	86
1,410	20,239	18,014	2,932	Water	87
305	2,875	3,870	627	Sewerage, Waste Management and Remediation Activities	88
-	-	-	-	Residential Buildings	89
-	-	-	-	Non-Residential Buildings	90
-	-	-	-	Civil Engineering	91
-	-	-	-	Specialised Construction Activities	92
2,402	90,796	28,976	1,283	Wholesale & Retail Trade, Repair of Motor Vehicles and Motorcycles	93
-	-	-	-	Accommodation	94
1,525	24,166	24,885	2,060	Food and Beverage	95
571	5,063	7,728	1,031	Land Transport	96
1	5	7	1	Water Transport	97
268	1,727	3,075	438	Air Transport	98
90	871	1,492	135	Warehousing and Support Activities for Transportation	99
-	-	-	-	Services Incidental to Water and Air Transportation	100
-	-	-	-	Highway Operation Services, Bridge and Tunnel	101
399	5,411	3,977	3,030	Postal and Courier Activities	102
-	-	-	-	Publishing Activities	103
2,963	30,177	33,931	3,835	Telecommunications	104
-	-	-	-	Motion Picture, Programming and Broadcasting Activities	105
550	8,949	14,799	1,064	Computer and Information Services	106
24,798	170,244	116,624	65,744	Monetary Intermediation	107
2,068	26,323	14,569	5,240	Other Financial Service	108
6,825	330,035	58,742	12,851	Insurance/ Takaful and Pension Funding	109
240	2,284	1,825	256	Activities Auxiliary to Financial Service and Insurance/ Takaful	110
21,952	94,134	63,945	4,536	Real Estate	111
-	-	-	-	Ownership of Dwellings	112
30,677	33,617	14,745	-	Rental and Leasing	113
-	-	-	-	Scientific Research and Development	114
46,716	600,539	352,583	46,881	Professional	115
903	28,066	19,983	4,554	Business Services	116
-	-	-	-	Public Administration	117
-	-	-	-	Education	118
-	-	-	-	Health	119
-	-	-	-	Public Order and Safety	120
-	-	-	-	Other Public Administration	121
-	-	-	-	Non-Profit Institutions Serving Households	122
-	-	-	-	Arts, Entertainment and Recreation	123
-	-	-	-	Other Private Services	124
1,983,581	**13,617,530**	**9,328,593**	**5,258,751**	TOTAL INTERMEDIATE INPUT	
-	-	-	-	Direct Purchases Abroad by Residents	
-	-	-	-	Domestic Purchases by Non-Residents	
1,983,581	**13,617,530**	**9,328,593**	**5,258,751**	TOTAL INPUT	
561,114	**3,958,090**	**3,367,267**	**1,314,110**	Gross Value Added	
529,131	2,009,283	2,624,916	1,054,402	Compensation of Employees	
(6,918)	(33,178)	(30,422)	(15,191)	Other Net Taxes on Production	
38,901	1,981,985	772,773	274,899	Operating Surplus, Gross	
54,961	379,603	274,208	141,962	Consumption of Fixed Capital	
(16,060)	1,602,382	498,564	132,937	Operating Surplus, Net	
2,544,694	**17,575,620**	**12,695,860**	**6,572,861**	TOTAL OUTPUT	

Jadual 15: Jadual Penggunaan pada Harga Pembeli, Komoditi mengikut Aktiviti (RM'000), 2020

Table 15: Use Tables at Purchasers' Prices, Commodity by Activity (RM'000), 2020

	Komoditi / Aktiviti	Komputer, Peranti, Mesin dan Kelengkapan Pejabat *Computers, Peripheral, Office Machinery and Equipment*	Motor Elektrik, Penjana dan Transformer *Electric Motors, Generators and Transformers*	Perkakasan Pengagihan & Pengawalan Elektrik, Bateri dan Akumulator *Electricity Distribution & Control Apparatus, Batteries and Accumulators*	Kabel Gentian Optikal, Elektronik dan Elektrik Lain *Fibre Optic, Electronic and Other Electric Cables*
		69	70	71	72
1	Padi	-	-	-	-
2	Tanaman Makanan	-	-	-	-
3	Sayur-sayuran	-	-	-	-
4	Buah-buahan	-	-	-	-
5	Getah	-	-	-	-
6	Kelapa Sawit	-	-	-	-
7	Tanaman Bunga	-	-	-	-
8	Pertanian Lain	-	-	-	-
9	Ternakan Ayam dan Itik	-	-	-	-
10	Ternakan Lain	-	-	-	-
11	Perhutanan dan Pembalakan	-	-	-	-
12	Perikanan dan Akuakultur	-	-	-	-
13	Minyak Mentah dan Gas Asli	-	-	-	-
14	Perlombongan Bijih Besi	-	-	-	-
15	Pengkuarian Batu, Pasir dan Tanah Liat	-	-	-	-
16	Perlombongan dan Pengkuarian Lain	-	-	-	-
17	Pemprosesan dan Pengawetan Daging	-	-	-	-
18	Pemprosesan dan Pengawetan Makanan Laut	-	-	-	-
19	Pemprosesan dan Pengawetan Buah-buahan & Sayur-sayuran	-	-	-	-
20	Produk Tenusu	-	-	-	-
21	Minyak & Lemak Sayuran dan Haiwan	-	-	-	-
22	Produk Bijian, Kanji dan Produk Berkanji	-	-	-	-
23	Produk Bakeri	-	-	-	-
24	Manisan	-	-	-	-
25	Prosesan Makanan Lain	-	-	-	-
26	Makanan Haiwan Tersedia	-	-	-	-
27	Spirit, Wain dan Minuman Keras	-	-	-	-
28	Minuman Ringan, Air Mineral dan Minuman Lain yang Dibotolkan	-	-	-	-
29	Produk Tembakau	-	-	-	-
30	Penyediaan, Pemintalan dan Penenunan Tekstil	-	-	-	-
31	Penyiapan Akhir Tekstil	-	-	-	-
32	Tekstil Lain	561	132	1,478	1,724
33	Pakaian	3,444	2,360	5,509	6,285
34	Produk Kulit	-	-	-	-
35	Kasut	-	-	-	-
36	Pengilangan dan Pengetaman Kayu	2,454	-	175	-
37	Kepingan Venier dan Panel berasaskan Kayu	1,643	1,999	5,421	10,905
38	Pertukangan Kayu dan Tanggam untuk Jurubina	-	-	157	-
39	Bekas Kayu dan Produk Kayu Lain	311	20,661	1,774	35,317
40	Kertas dan Produk Kertas	8,790	2,448	16,888	28,358
41	Perabot	6,714	3,384	10,373	3,700
42	Penerbitan Semula Media Rakaman	-	-	-	-
43	Percetakan	101,121	1,963	1,092	743
44	Kok dan Produk Petroleum Bertapis	109,704	90,125	112,253	86,460
45	Kimia Asas	7,510	32,241	145,889	156,647
46	Baja dan Sebatian Nitrogen	-	-	-	-
47	Cat dan Varnis	1,802	848	600	9,084
48	Produk Farmaseutikal, Kimia Perubatan dan Botani	-	-	-	-
49	Sabun & Bahan Pencuci, Pencuci dan Pengilat, Pewangi dan Dandanan Diri	64	-	16,213	-
50	Produk Kimia Lain	11,473	9,589	291,414	235,832
51	Tayar dan Tiub Getah	-	97	-	1,273
52	Prosesan Getah	2	-	123	6,766
53	Sarung Tangan Getah	6,379	4,365	2,252	59,834
54	Produk Getah Lain	8,090	9,904	5,013	130,410
55	Produk Plastik	3,289	8,264	47,541	17,511
56	Kaca dan Produk Kaca	97	1,895	23	9,365
57	Produk Refraktori, Tanah Liat, Porselin dan Seramik	305	22,402	-	-
58	Simen, Kapur dan Plaster	-	-	478,053	-
59	Produk Mineral bukan Logam	4,795	-	-	6,374
60	Besi dan Keluli Asas	10,500	155,660	173,412	235,195
61	Logam Asas Berharga dan Logam bukan Ferus Lain	14,407	448,684	1,604,833	1,327,780
62	Pengacuan Logam	395	49	-	65
63	Produk Struktur Logam, Tangki, Takungan dan Penjana Wap	1,452	50,447	261,295	27,029
64	Produk Logam Lain yang Direka	101,878	267,915	348,202	6,181,718
65	Enjin & Turbin, Alatan Kuasa Bendalir, Pam, Pemampat, Kepala Paip dan Injap Lain	-	16,497	-	-
66	Jentera Kegunaan Umum Lain	54,357	9,003	18,070	19,256
67	Senjata, Peluru dan Mesin bertujuan Khas	29,770	467	19,630	38
68	Perkakasan Domestik	-	-	-	-

Jadual 15: Jadual Penggunaan pada Harga Pembeli, Komoditi mengikut Aktiviti (RM'000), 2020

Table 15: Use Tables at Purchasers' Prices, Commodity by Activity (RM'000), 2020

Alatan Pendawaian, Kelengkapan Pencahayaan Elektrik dan Elektrik Lain *Wiring Devices, Electric Lighting and Other Electrical Equipment*	Komponen dan Papan Elektronik *Electronic Components and Boards*	Peralatan Komunikasi dan Elektronik Pengguna *Communication Equipment and Consumer Electronics*	Peralatan Penyinaran, Perubatan Elektro dan Elektroterapeutik *Irradiation, Electro Medical and Electrotherapeutic Equipment*	Activity / Commodity	
73	74	75	76		
-	-	-	-	Paddy	1
-	-	-	-	Food Crops	2
-	-	-	-	Vegetables	3
-	-	-	-	Fruits	4
-	-	-	-	Rubber	5
-	-	-	-	Oil Palm	6
-	-	-	-	Flower Plants	7
-	-	-	-	Other Agriculture	8
-	-	-	-	Poultry Farming	9
-	-	-	-	Other Livestock	10
-	-	-	-	Forestry and Logging	11
-	-	-	-	Fishing and Aquaculture	12
-	-	-	-	Crude Oil and Natural Gas	13
-	-	-	-	Mining of Metal Ores	14
-	-	-	-	Quarrying of Stone, Sand and Clay	15
-	-	-	-	Other Mining and Quarrying	16
-	-	-	-	Processing and Preserving of Meat	17
-	-	-	-	Processing and Preserving of Seafood	18
-	-	-	-	Processing and Preserving of Fruits & Vegetables	19
-	-	-	-	Dairy Products	20
-	-	-	-	Vegetable & Animal Oils and Fats	21
-	-	-	-	Grain Mill Products, Starches and Starch Products	22
-	-	-	-	Bakery Products	23
-	-	-	-	Confectionery	24
-	-	-	-	Other Food Processing	25
-	-	-	-	Prepared Animal Feeds	26
-	-	-	-	Spirits, Wines and Liquors	27
-	-	-	-	Soft Drinks, Mineral Waters and Other Bottled Waters	28
-	-	-	-	Tobacco Products	29
-	4,172	376	1,361	Preparation, Spinning and Weaving of Textiles	30
-	-	-	-	Finishing of Textiles	31
2,612	6,775	2,895	20	Other Textiles	32
19,082	47,758	9,803	4,038	Wearing Apparel	33
-	-	-	-	Leather Products	34
-	-	-	-	Footwear	35
-	-	-	-	Sawmilling and Planning of Wood	36
3,849	281,366	16,824	48	Veneer Sheets and Wood-based Panels	37
-	19,790	23,171	-	Builders' Carpentry and Joinery	38
6,963	306,412	154,466	1,182	Wooden Containers and Other Wood Products	39
8,978	97,546	68,761	1,550	Paper and Paper Products	40
2,416	68,344	16,558	2,195	Furniture	41
-	-	-	-	Reproduction of Recorded Media	42
667	230,621	209,258	314	Printing	43
78,654	1,065,450	162,254	25,029	Coke and Refined Petroleum Products	44
310,112	1,398,097	356,036	310,321	Basic Chemicals	45
60	-	-	-	Fertilizers and Nitrogen Compounds	46
7,366	51,476	146,098	1,959	Paints and Varnishes	47
-	-	-	6,359	Pharmaceuticals, Medicinal Chemical and Botanical Products	48
793	45,369	-	-	Soaps & Detergents, Cleaning & Polishing, Perfumes and Toilet Preparations	49
94,866	986,317	166,166	110,473	Other Chemicals Products	50
-	-	-	-	Rubber Tyres and Tubes	51
-	1,503	-	2,439	Rubber Processing	52
24,932	2,062	6,240	-	Rubber Gloves	53
56,573	230,009	14,160	-	Other Rubber Products	54
17,847	96,402	747,195	7,633	Plastic Products	55
13,243	1,701,025	152	12,071	Glass and Glass Products	56
1,688	60,017	91,149	-	Refractory, Clay, Porcelain and Ceramic Products	57
37	10,477	-	-	Cement, Lime and Plaster	58
3,874	80,308	-	-	Non-Metallic Mineral Products	59
189,500	2,209,585	35,338	75,498	Basic Iron and Steel	60
269,375	10,496,921	22,110	11,765	Basic Precious and Other Non-Ferrous Metals	61
694	108,108	-	10,201	Casting of Metals	62
286,106	397,529	661,081	15,219	Structural Metal Products, Tanks, Reservoirs and Steam Generators	63
225,607	6,805,869	495,090	332,554	Other Fabricated Metal Products	64
-	4,563	9,709	-	Engines & Turbines, Fluid Power Equipment, Other Pumps, Compressors, Taps and Valves	65
21,444	355,672	88,639	10,781	Other General Purpose Machinery	66
2,239	265,711	4,836	-	Weapons, Ammunition and Special Purpose Machinery	67
-	-	-	-	Domestic Appliances	68

Jadual 15: Jadual Penggunaan pada Harga Pembeli, Komoditi mengikut Aktiviti (RM'000), 2020

Table 15: Use Tables at Purchasers' Prices, Commodity by Activity (RM'000), 2020

	Komoditi \ Aktiviti	Komputer, Peranti, Mesin dan Kelengkapan Pejabat *Computers, Peripheral, Office Machinery and Equipment*	Motor Elektrik, Penjana dan Transformer *Electric Motors, Generators and Transformers*	Perkakasan Pengagihan & Pengawalan Elektrik, Bateri dan Akumulator *Electricity Distribution & Control Apparatus, Batteries and Accumulators*	Kabel Gentian Optikal, Elektronik dan Elektrik Lain *Fibre Optic, Electronic and Other Electric Cables*
		69	70	71	72
69	Komputer, Peranti, Mesin dan Kelengkapan Pejabat	38,275	5,397	38,085	8,539
70	Motor Elektrik, Penjana dan Transformer	9,546	63,693	30,840	113
71	Perkakasan Pengagihan & Pengawalan Elektrik, Bateri dan Akumulator	659,386	22,088	645,202	56,328
72	Kabel Gentian Optikal, Elektronik dan Elektrik Lain	247	144,034	80,937	5,567
73	Alatan Pendawaian, Kelengkapan Pencahayaan Elektrik dan Elektrik Lain	197	874	10,246	145,708
74	Komponen dan Papan Elektronik	28,670,439	1,703,638	4,466,224	894,423
75	Peralatan Komunikasi dan Elektronik Pengguna	545,334	114,319	167,635	43,624
76	Peralatan Penyinaran, Perubatan Elektro dan Elektroterapeutik	-	4	-	-
77	Kelengkapan Mengukur, Menguji, Memandu Arah dan Kawalan	4,090	2,596	14,769	26,394
78	Instrumen Optikal, Alatan Fotografi, Media Magnetik dan Optikal	137,014	5,334	-	-
79	Jam Tangan dan Jam	-	-	-	-
80	Kenderaan Bermotor, Treler dan Semi Treler	55,050	151,587	42,402	19,033
81	Motosikal	-	-	-	-
82	Kapal, Bot, Basikal dan 'Invalid Carriages'	-	-	-	-
83	Kelengkapan Pengangkutan Lain	-	-	-	-
84	Pembuatan Lain	4,551	2,218	6,148	4,179
85	Pembaikan & Pemasangan Mesin dan Kelengkapan	132,327	33,735	87,853	67,241
86	Elektrik dan Gas	411,410	82,933	280,215	202,583
87	Air	27,548	4,176	16,212	10,555
88	Pembetungan, Pengurusan Sisa dan Aktiviti Pemulihan	1,646	782	2,373	1,989
89	Bangunan Kediaman	-	-	-	-
90	Bangunan Bukan Kediaman	-	-	-	-
91	Kejuruteraan Awam	-	-	-	-
92	Aktiviti Pembinaan Pertukangan Khas	-	-	-	-
93	Perdagangan Borong & Runcit, Pembaikan Kenderaan Bermotor dan Motosikal	8,479	4,081	5,315	2,931
94	Penginapan	-	-	-	-
95	Makanan dan Minuman	2,745	2,816	8,116	10,606
96	Pengangkutan Darat	5,833	1,213	4,330	3,079
97	Pengangkutan Air	2	1	4	3
98	Pengangkutan Udara	739	530	2,699	1,454
99	Penggudangan dan Aktiviti Sokongan untuk Pengangkutan	495	251	753	519
100	Perkhidmatan berkaitan Pengangkutan Air dan Udara	-	-	-	-
101	Perkhidmatan Operasi Lebuhraya, Jambatan dan Terowong	-	-	-	-
102	Perkhidmatan Pos dan Kurier	1,587	2,474	1,592	2,496
103	Aktiviti Penerbitan	-	-	-	-
104	Telekomunikasi	20,636	6,882	17,431	13,665
105	Aktiviti Wayang Gambar, Pemprograman dan Penyiaran	-	-	-	-
106	Perkhidmatan Komputer dan Maklumat	13,744	1,102	2,477	3,110
107	Perantaraan Kewangan	398,823	45,347	126,014	131,274
108	Perkhidmatan Kewangan Lain	11,895	3,604	9,648	12,631
109	Insurans/ Takaful dan Tabungan Pencen	26,347	8,487	30,431	25,577
110	Aktiviti Sokongan Perkhidmatan Kewangan dan Insurans/ Takaful	491	1,282	938	1,109
111	Hartanah	29,949	7,222	15,770	8,661
112	Pemilikan Kediaman	-	-	-	-
113	Sewaan dan Pajakan	130,201	681	206,268	19,016
114	Penyelidikan dan Pembangunan Saintifik	-	-	-	-
115	Profesional	57,215	38,913	189,054	170,477
116	Perkhidmatan Perniagaan	3,661	3,512	1,994	9,793
117	Pentadbiran Awam	-	-	-	-
118	Pendidikan	-	-	-	-
119	Kesihatan	-	-	-	-
120	Ketenteraman dan Keselamatan Awam	-	-	-	-
121	Pentadbiran Awam Lain	-	-	-	-
122	Institusi bukan Keuntungan yang Berkhidmat kepada Isi Rumah	-	-	-	-
123	Kesenian, Hiburan dan Rekreasi	-	-	-	-
124	Perkhidmatan Swasta Lain	-	-	-	-
	JUMLAH INPUT PERANTARAAN	**31,901,205**	**3,627,203**	**10,079,658**	**10,500,348**
	Pembelian Langsung oleh Residen di Luar Negeri	-	-	-	-
	Pembelian Dalam Negeri oleh Bukan Residen	-	-	-	-
	JUMLAH INPUT	**31,901,205**	**3,627,203**	**10,079,658**	**10,500,348**
	Nilai Ditambah Kasar	**5,998,435**	**1,214,461**	**2,304,263**	**2,035,446**
	Pampasan Pekerja	3,596,857	598,705	1,347,124	1,395,282
	Cukai Bersih Lain ke atas Pengeluaran	(75,099)	(8,590)	(24,195)	(29,391)
	Lebihan Kendalian, Kasar	2,476,677	624,346	981,334	669,555
	Penggunaan Modal Tetap	818,566	104,572	267,471	621,022
	Lebihan Kendalian, Bersih	1,658,111	519,774	713,863	48,533
	JUMLAH OUTPUT	**37,899,640**	**4,841,664**	**12,383,921**	**12,535,793**

Jadual 15: Jadual Penggunaan pada Harga Pembeli, Komoditi mengikut Aktiviti (RM'000), 2020

Table 15: Use Tables at Purchasers' Prices, Commodity by Activity (RM'000), 2020

Alatan Pendawaian, Kelengkapan Pencahayaan Elektrik dan Elektrik Lain *Wiring Devices, Electric Lighting and Other Electrical Equipment*	Komponen dan Papan Elektronik *Electronic Components and Boards*	Peralatan Komunikasi dan Elektronik Pengguna *Communication Equipment and Consumer Electronics*	Peralatan Penyinaran, Perubatan Elektro dan Elektroterapeutik *Irradiation, Electro Medical and Electrotherapeutic Equipment*	Activity / Commodity	
73	74	75	76		
10,243	4,492,099	138,859	8,199	Computers, Peripheral, Office Equipment and Machinery	69
10,030	69,723	144,790	498	Electric Motors, Generators and Transformers	70
41,026	2,978,589	3,888,283	27,451	Electricity Distribution & Control Apparatus, Batteries and Accumulators	71
90,860	103,162	1,179,553	317	Fibre Optic Cables, Electronic and Other Electric	72
665,861	294,566	712,123	388	Wiring Devices, Electric Lighting Equipment and Other Electrical	73
1,503,355	118,533,142	50,546,818	1,017,295	Electronic Components and Boards	74
130,329	3,806,200	5,654,549	15,234	Communication Equipment and Consumer Electronics	75
-	-	-	381,236	Irradiation Equipment, Electro Medical and Electrotherapeutic	76
123,648	477,935	172,362	8,273	Measuring Equipment, Testing, Navigating and Control	77
-	13,137	599,008	-	Optical Instruments, Photographic Equipment, Magnetic and Optical Media	78
-	1,544	4,399	23	Watches and Clocks	79
22,425	1,510,931	93,347	11,075	Motor Vehicles, Trailers and Semi Trailers	80
-	-	-	-	Motorcycles	81
-	-	-	-	Ships, Boats, Bicycles and Invalid Carriages	82
-	-	-	-	Other Transport Equipment	83
3,752	39,938	28,923	1,765	Other Manufacturing	84
53,655	2,174,684	248,940	27,807	Repair & Installation of Machinery and Equipment	85
85,320	3,953,272	346,729	117,688	Electricity and Gas	86
9,474	201,864	19,434	4,344	Water	87
2,135	23,234	8,531	833	Sewerage, Waste Management and Remediation Activities	88
-	-	-	-	Residential Buildings	89
-	-	-	-	Non-Residential Buildings	90
-	-	-	-	Civil Engineering	91
-	757,832	-	-	Specialised Construction Activities	92
3,359	194,253	14,031	1,706	Wholesale & Retail Trade, Repair of Motor Vehicles and Motorcycles	93
-	-	-	-	Accommodation	94
10,894	72,420	29,185	3,156	Food and Beverage	95
4,368	57,506	71,717	3,312	Land Transport	96
4	27	14	3	Water Transport	97
2,663	9,227	5,274	1,126	Air Transport	98
561	5,016	3,248	337	Warehousing and Support Activities for Transportation	99
-	-	-	-	Services Incidental to Water and Air Transportation	100
-	-	-	-	Highway Operation Services, Bridge and Tunnel	101
2,492	44,694	11,612	633	Postal and Courier Activities	102
-	-	-	-	Publishing Activities	103
15,029	123,292	57,236	4,704	Telecommunications	104
-	-	-	-	Motion Picture, Programming and Broadcasting Activities	105
1,893	19,808	46,547	332	Computer and Information Services	106
58,812	2,164,452	875,255	35,337	Monetary Intermediation	107
7,376	140,831	59,789	3,044	Other Financial Service	108
31,915	212,076	132,999	25,332	Insurance/ Takaful and Pension Funding	109
1,647	8,226	1,563	465	Activities Auxiliary to Financial Service and Insurance/ Takaful	110
12,181	362,015	40,404	8,427	Real Estate	111
-	-	-	-	Ownership of Dwellings	112
3,367	91,567	641,032	73,829	Rental and Leasing	113
-	-	-	-	Scientific Research and Development	114
142,723	2,581,472	648,621	99,174	Professional	115
3,260	176,805	76,610	197	Business Services	116
-	-	-	-	Public Administration	117
-	-	-	-	Education	118
-	-	-	-	Health	119
-	-	-	-	Public Order and Safety	120
-	-	-	-	Other Public Administration	121
-	-	-	-	Non-Profit Institutions Serving Households	122
-	-	-	-	Arts, Entertainment and Recreation	123
-	-	-	-	Other Private Services	124
4,704,236	**173,130,794**	**70,010,149**	**2,826,551**	TOTAL INTERMEDIATE INPUT	
-	-	-	-	Direct Purchases Abroad by Residents	
-	-	-	-	Domestic Purchases by Non-Residents	
4,704,236	**173,130,794**	**70,010,149**	**2,826,551**	TOTAL INPUT	
1,369,227	**42,788,702**	**19,349,181**	**1,423,900**	Gross Value Added	
795,159	20,811,887	10,279,167	860,928	Compensation of Employees	
(10,254)	(416,487)	(195,310)	(10,161)	Other Net Taxes on Production	
584,322	22,393,302	9,265,323	573,133	Operating Surplus, Gross	
300,879	10,696,637	4,426,855	210,567	Consumption of Fixed Capital	
283,443	11,696,664	4,838,468	362,566	Operating Surplus, Net	
6,073,463	**215,919,496**	**89,359,330**	**4,250,451**	TOTAL OUTPUT	

Jadual 15: Jadual Penggunaan pada Harga Pembeli, Komoditi mengikut Aktiviti (RM'000), 2020

Table 15: Use Tables at Purchasers' Prices, Commodity by Activity (RM'000), 2020

	Komoditi \ Aktiviti	Kelengkapan Mengukur, Menguji,Memandu Arah dan Kawalan *Measuring, Testing, Navigating and Control Equipment*	Instrumen Optikalal, Alatan Fotografi, Media Magnetik dan Optikal *Optical Instruments, Photographic Equipment, Magnetic and Optical Media*	Jam Tangan dan Jam *Watches and Clocks*	Kenderaan Bermotor, Treler dan Semi Treler *Motor Vehicles, Trailers and Semi Trailers*
		77	78	79	80
1	Padi	-	-	-	-
2	Tanaman Makanan	-	-	-	-
3	Sayur-sayuran	-	-	-	-
4	Buah-buahan	-	-	-	-
5	Getah	-	-	-	-
6	Kelapa Sawit	-	-	-	-
7	Tanaman Bunga	-	-	-	-
8	Pertanian Lain	-	-	-	-
9	Ternakan Ayam dan Itik	-	-	-	-
10	Ternakan Lain	-	-	-	-
11	Perhutanan dan Pembalakan	-	-	-	-
12	Perikanan dan Akuakultur	-	-	-	-
13	Minyak Mentah dan Gas Asli	-	-	-	-
14	Perlombongan Bijih Besi	-	-	-	-
15	Pengkuarian Batu, Pasir dan Tanah Liat	-	-	-	-
16	Perlombongan dan Pengkuarian Lain	-	-	-	-
17	Pemprosesan dan Pengawetan Daging	-	-	-	-
18	Pemprosesan dan Pengawetan Makanan Laut	-	-	-	-
19	Pemprosesan dan Pengawetan Buah-buahan & Sayur-sayuran	-	-	-	-
20	Produk Tenusu	-	-	-	-
21	Minyak & Lemak Sayuran dan Haiwan	-	-	-	-
22	Produk Bijian, Kanji dan Produk Berkanji	-	-	-	-
23	Produk Bakeri	-	-	-	-
24	Manisan	-	-	-	-
25	Prosesan Makanan Lain	-	-	-	-
26	Makanan Haiwan Tersedia	-	-	-	-
27	Spirit, Wain dan Minuman Keras	-	-	-	-
28	Minuman Ringan, Air Mineral dan Minuman Lain yang Dibotolkan	-	-	-	-
29	Produk Tembakau	-	-	-	-
30	Penyediaan, Pemintalan dan Penenunan Tekstil	57	90	-	98,196
31	Penyiapan Akhir Tekstil	-	-	-	-
32	Tekstil Lain	134	82	43	3,625
33	Pakaian	3,390	1,577	262	15,170
34	Produk Kulit	-	387	-	124,463
35	Kasut	-	-	-	45
36	Pengilangan dan Pengetaman Kayu	-	-	-	14,282
37	Kepingan Venier dan Panel berasaskan Kayu	1,011	125	789	13,008
38	Pertukangan Kayu dan Tanggam untuk Jurubina	-	-	-	842
39	Bekas Kayu dan Produk Kayu Lain	780	-	173	3,503
40	Kertas dan Produk Kertas	2,093	1,142	228	51,479
41	Perabot	2,747	752	592	102,141
42	Penerbitan Semula Media Rakaman	-	-	-	-
43	Percetakan	411	199	412	3,665
44	Kok dan Produk Petroleum Bertapis	80,564	36,558	7,928	271,778
45	Kimia Asas	4,442	3,085	170	86,813
46	Baja dan Sebatian Nitrogen	-	-	-	-
47	Cat dan Varnis	1,140	3,345	-	69,844
48	Produk Farmaseutikal, Kimia Perubatan dan Botani	-	-	-	5,693
49	Sabun & Bahan Pencuci, Pencuci dan Pengilat, Pewangi dan Dandanan Diri	-	-	-	782
50	Produk Kimia Lain	21,328	17,187	-	63,846
51	Tayar dan Tiub Getah	-	-	-	79,234
52	Prosesan Getah	-	-	-	1,124
53	Sarung Tangan Getah	45	-	288	2,880,834
54	Produk Getah Lain	103	-	655	6,535,977
55	Produk Plastik	13,679	61	7,878	222,353
56	Kaca dan Produk Kaca	163	30,286	13,511	2,137
57	Produk Refraktori, Tanah Liat, Porselin dan Seramik	-	-	-	1,902
58	Simen, Kapur dan Plaster	1,938	-	-	-
59	Produk Mineral bukan Logam	-	-	551	3,093
60	Besi dan Keluli Asas	234,365	2,701	3,564	1,353,524
61	Logam Asas Berharga dan Logam bukan Ferus Lain	321,621	10,059	21,755	1,229,265
62	Pengacuan Logam	5,750	-	93	28,440
63	Produk Struktur Logam, Tangki, Takungan dan Penjana Wap	50,018	3,172	437	1,236,839
64	Produk Logam Lain yang Direka	166,294	2,550	51,633	1,923,178
65	Enjin & Turbin, Alatan Kuasa Bendalir, Pam, Pemampat, Kepala Paip dan Injap Lain	-	-	-	155,031
66	Jentera Kegunaan Umum Lain	14,056	3,776	3,168	159,642
67	Senjata, Peluru dan Mesin bertujuan Khas	20,944	2,146	-	575,716
68	Perkakasan Domestik	-	-	-	-

Jadual 15: Jadual Penggunaan pada Harga Pembeli, Komoditi mengikut Aktiviti (RM'000), 2020

Table 15: Use Tables at Purchasers' Prices, Commodity by Activity (RM'000), 2020

Motosikal *Motorcycles*	Kapal, Bot, Basikal dan *Invalid Carriages* *Ships, Boats, Bicycles and Invalid Carriages*	Kelengkapan Pengangkutan Lain *Other Transport Equipment*	Pembuatan Lain *Other Manufacturing*	*Activity* / *Commodity*	
81	82	83	84		
-	-	-	-	***Paddy***	***1***
-	-	-	-	***Food Crops***	***2***
-	-	-	-	***Vegetables***	***3***
-	-	-	-	***Fruits***	***4***
-	-	-	-	***Rubber***	***5***
-	-	-	-	***Oil Palm***	***6***
-	-	-	-	***Flower Plants***	***7***
-	-	-	-	***Other Agriculture***	***8***
-	-	-	-	***Poultry Farming***	***9***
-	-	-	-	***Other Livestock***	***10***
-	-	-	-	***Forestry and Logging***	***11***
-	-	-	-	***Fishing and Aquaculture***	***12***
-	-	-	-	***Crude Oil and Natural Gas***	***13***
-	-	-	347,206	***Mining of Metal Ores***	***14***
-	-	-	-	***Quarrying of Stone, Sand and Clay***	***15***
-	-	-	107,082	***Other Mining and Quarrying***	***16***
-	-	-	-	***Processing and Preserving of Meat***	***17***
-	-	-	-	***Processing and Preserving of Seafood***	***18***
-	-	-	-	***Processing and Preserving of Fruits & Vegetables***	***19***
-	-	-	-	***Dairy Products***	***20***
-	-	-	-	***Vegetable & Animal Oils and Fats***	***21***
-	-	-	-	***Grain Mill Products, Starches and Starch Products***	***22***
-	-	-	-	***Bakery Products***	***23***
-	-	-	-	***Confectionery***	***24***
-	-	-	-	***Other Food Processing***	***25***
-	-	-	-	***Prepared Animal Feeds***	***26***
-	-	-	-	***Spirits, Wines and Liquors***	***27***
-	-	-	-	***Soft Drinks, Mineral Waters and Other Bottled Waters***	***28***
-	-	-	-	***Tobacco Products***	***29***
528	163	-	11,148	***Preparation, Spinning and Weaving of Textiles***	***30***
-	-	-	-	***Finishing of Textiles***	***31***
62	4,508	5,922	17,942	***Other Textiles***	***32***
305	5,223	738	2,817	***Wearing Apparel***	***33***
1,610	-	-	2,031	***Leather Products***	***34***
-	66	-	114	***Footwear***	***35***
-	113,058	16,007	27,572	***Sawmilling and Planning of Wood***	***36***
1,137	8,244	2,272	8,707	***Veneer Sheets and Wood-based Panels***	***37***
-	-	279	16	***Builders' Carpentry and Joinery***	***38***
3,434	766	1,921	7,126	***Wooden Containers and Other Wood Products***	***39***
6,353	3,485	2,690	29,025	***Paper and Paper Products***	***40***
263	7,324	2,837	3,413	***Furniture***	***41***
-	-	-	-	***Reproduction of Recorded Media***	***42***
149	3,003	509	95,865	***Printing***	***43***
19,429	192,141	81,858	707,913	***Coke and Refined Petroleum Products***	***44***
1,781	74,035	45,321	249,693	***Basic Chemicals***	***45***
-	-	-	2,244	***Fertilizers and Nitrogen Compounds***	***46***
1,816	55,912	21,301	29,552	***Paints and Varnishes***	***47***
-	-	-	115,140	***Pharmaceuticals, Medicinal Chemical and Botanical Products***	***48***
-	40	-	5,344	***Soaps & Detergents, Cleaning & Polishing, Perfumes and Toilet Preparations***	***49***
1,505	4,566	22,098	229,669	***Other Chemicals Products***	***50***
3	70,164	232,030	1,270	***Rubber Tyres and Tubes***	***51***
-	2,067	-	9,007	***Rubber Processing***	***52***
5,620	1,331	167,479	9,941	***Rubber Gloves***	***53***
12,753	1,384	380,025	16,727	***Other Rubber Products***	***54***
563	4,389	8,759	27,521	***Plastic Products***	***55***
-	6,013	1,588	3,874	***Glass and Glass Products***	***56***
-	-	-	2,297	***Refractory, Clay, Porcelain and Ceramic Products***	***57***
-	-	-	2,717	***Cement, Lime and Plaster***	***58***
-	5,559	-	4,008	***Non-Metallic Mineral Products***	***59***
190,421	570,234	82,153	38,536	***Basic Iron and Steel***	***60***
37,504	83,844	110,076	3,500,789	***Basic Precious and Other Non-Ferrous Metals***	***61***
50	21	656	2,547	***Casting of Metals***	***62***
28,661	746,024	195,280	39,562	***Structural Metal Products, Tanks, Reservoirs and Steam Generators***	***63***
114,778	402,428	487,627	163,564	***Other Fabricated Metal Products***	***64***
120,564	1,404,739	230,646	12,331	***Engines & Turbines, Fluid Power Equipment, Other Pumps, Compressors, Taps and Valves***	***65***
1,457	10,637	14,125	16,032	***Other General Purpose Machinery***	***66***
277	125,609	9,975	9,083	***Weapons, Ammunition and Special Purpose Machinery***	***67***
-	-	-	-	***Domestic Appliances***	***68***

Jadual 15: Jadual Penggunaan pada Harga Pembeli, Komoditi mengikut Aktiviti (RM'000), 2020

Table 15: Use Tables at Purchasers' Prices, Commodity by Activity (RM'000), 2020

	Komoditi \ Aktiviti	Kelengkapan Mengukur, Menguji,Memandu Arah dan Kawalan *Measuring, Testing, Navigating and Control Equipment*	Instrumen Optikalal, Alatan Fotografi, Media Magnetik dan Optikal *Optical Instruments, Photographic Equipment, Magnetic and Optical Media*	Jam Tangan dan Jam *Watches and Clocks*	Kenderaan Bermotor, Treler dan Semi Treler *Motor Vehicles, Trailers and Semi Trailers*
		77	78	79	80
69	Komputer, Peranti, Mesin dan Kelengkapan Pejabat	1,461	1,412	1,225	59,113
70	Motor Elektrik, Penjana dan Transformer	8,251	-	-	60,971
71	Perkakasan Pengagihan & Pengawalan Elektrik, Bateri dan Akumulator	252,954	-	-	33,358
72	Kabel Gentian Optikal, Elektronik dan Elektrik Lain	52,101	937	-	39,367
73	Alatan Pendawaian, Kelengkapan Pencahayaan Elektrik dan Elektrik Lain	655	-	2,287	20,496
74	Komponen dan Papan Elektronik	2,574,061	1,849,088	261,073	4,142,092
75	Peralatan Komunikasi dan Elektronik Pengguna	166,240	462	120	194,609
76	Peralatan Penyinaran, Perubatan Elektro dan Elektroterapeutik	-	-	-	29,734
77	Kelengkapan Mengukur, Menguji, Memandu Arah dan Kawalan	552,695	-	-	8,291
78	Instrumen Optikal, Alatan Fotografi, Media Magnetik dan Optikal	-	358,522	822	1,052
79	Jam Tangan dan Jam	-	-	187,174	-
80	Kenderaan Bermotor, Treler dan Semi Treler	17,515	4,935	5,413	15,975,907
81	Motosikal	-	-	-	-
82	Kapal, Bot, Basikal dan 'Invalid Carriages'	-	-	-	-
83	Kelengkapan Pengangkutan Lain	-	-	-	-
84	Pembuatan Lain	2,314	1,118	2,321	20,632
85	Pembaikan & Pemasangan Mesin dan Kelengkapan	64,998	14,944	25,452	366,845
86	Elektrik dan Gas	132,226	72,912	25,071	530,743
87	Air	4,404	3,212	528	28,406
88	Pembetungan, Pengurusan Sisa dan Aktiviti Pemulihan	2,300	287	605	12,546
89	Bangunan Kediaman	-	-	-	-
90	Bangunan Bukan Kediaman	-	-	-	-
91	Kejuruteraan Awam	-	-	-	-
92	Aktiviti Pembinaan Pertukangan Khas	-	-	-	-
93	Perdagangan Borong & Runcit, Pembaikan Kenderaan Bermotor dan Motosikal	2,698	597	601	345,941
94	Penginapan	-	-	-	-
95	Makanan dan Minuman	4,283	1,534	647	33,871
96	Pengangkutan Darat	13,644	554	157	15,014
97	Pengangkutan Air	9	17	-	14
98	Pengangkutan Udara	3,551	189	54	5,551
99	Penggudangan dan Aktiviti Sokongan untuk Pengangkutan	802	123	197	2,565
100	Perkhidmatan berkaitan Pengangkutan Air dan Udara	-	-	-	-
101	Perkhidmatan Operasi Lebuhraya, Jambatan dan Terowong	-	-	-	-
102	Perkhidmatan Pos dan Kurier	2,487	283	185	5,698
103	Aktiviti Penerbitan	-	-	-	-
104	Telekomunikasi	21,200	2,855	707	42,374
105	Aktiviti Wayang Gambar, Pemprograman dan Penyiaran	-	-	-	-
106	Perkhidmatan Komputer dan Maklumat	3,639	1,312	96	46,312
107	Perantaraan Kewangan	67,555	31,749	8,548	518,153
108	Perkhidmatan Kewangan Lain	5,376	1,973	654	53,608
109	Insurans/ Takaful dan Tabungan Pencen	28,210	4,115	5,633	93,924
110	Aktiviti Sokongan Perkhidmatan Kewangan dan Insurans/ Takaful	627	144	32	2,611
111	Hartanah	10,560	1,462	1,300	249,918
112	Pemilikan Kediaman	-	-	-	-
113	Sewaan dan Pajakan	128,287	29,849	-	144,513
114	Penyelidikan dan Pembangunan Saintifik	-	-	-	-
115	Profesional	327,546	31,932	38,290	956,144
116	Perkhidmatan Perniagaan	3,913	3,777	429	88,326
117	Pentadbiran Awam	-	-	-	-
118	Pendidikan	-	-	-	-
119	Kesihatan	-	-	-	-
120	Ketenteraman dan Keselamatan Awam	-	-	-	-
121	Pentadbiran Awam Lain	-	-	-	-
122	Institusi bukan Keuntungan yang Berkhidmat kepada Isi Rumah	-	-	-	-
123	Kesenian, Hiburan dan Rekreasi	-	-	-	-
124	Perkhidmatan Swasta Lain	-	-	-	-
	JUMLAH INPUT PERANTARAAN	**5,403,631**	**2,539,577**	**683,751**	**41,446,160**
	Pembelian Langsung oleh Residen di Luar Negeri	-	-	-	-
	Pembelian Dalam Negeri oleh Bukan Residen	-	-	-	-
	JUMLAH INPUT	**5,403,631**	**2,539,577**	**683,751**	**41,446,160**
	Nilai Ditambah Kasar	**1,798,135**	**446,059**	**374,627**	**15,988,243**
	Pampasan Pekerja	1,014,760	316,750	330,299	1,942,416
	Cukai Bersih Lain ke atas Pengeluaran	(15,390)	(6,695)	(2,492)	(119,401)
	Lebihan Kendalian, Kasar	798,764	136,004	46,820	14,165,228
	Penggunaan Modal Tetap	356,775	147,908	25,917	1,406,405
	Lebihan Kendalian, Bersih	441,989	(11,905)	20,903	12,758,823
	JUMLAH OUTPUT	**7,201,766**	**2,985,635**	**1,058,378**	**57,434,403**

Jadual 15: Jadual Penggunaan pada Harga Pembeli, Komoditi mengikut Aktiviti (RM'000), 2020

Table 15: Use Tables at Purchasers' Prices, Commodity by Activity (RM'000), 2020

Motosikal *Motorcycles*	Kapal, Bot, Basikal dan *Invalid Carriages* *Ships, Boats, Bicycles and Invalid Carriages*	Kelengkapan Pengangkutan Lain *Other Transport Equipment*	Pembuatan Lain *Other Manufacturing*	*Activity* / *Commodity*	
81	82	83	84		
1,525	20,086	8,240	7,879	*Computers, Peripheral, Office Equipment and Machinery*	69
898	1,256	-	1,715	*Electric Motors, Generators and Transformers*	70
2,324	128,021	-	6,204	*Electricity Distribution & Control Apparatus, Batteries and Accumulators*	71
283	180	-	1,360	*Fibre Optic Cables, Electronic and Other Electric*	72
-	32,001	-	398	*Wiring Devices, Electric Lighting Equipment and Other Electrical*	73
6,013	255,867	1,685,717	440,296	*Electronic Components and Boards*	74
3,986	90,289	5,268	19,733	*Communication Equipment and Consumer Electronics*	75
-	-	-	5,310	*Irradiation Equipment, Electro Medical and Electrotherapeutic*	76
-	57,874	657	134,999	*Measuring Equipment, Testing, Navigating and Control*	77
-	-	-	10,277	*Optical Instruments, Photographic Equipment, Magnetic and Optical Media*	78
-	-	-	95	*Watches and Clocks*	79
508,628	6,004,081	1,069,102	62,479	*Motor Vehicles, Trailers and Semi Trailers*	80
-	-	-	-	*Motorcycles*	81
-	-	-	-	*Ships, Boats, Bicycles and Invalid Carriages*	82
-	-	-	-	*Other Transport Equipment*	83
838	16,905	2,864	327,233	*Other Manufacturing*	84
10,793	80,502	73,224	66,500	*Repair & Installation of Machinery and Equipment*	85
22,711	145,952	62,648	164,226	*Electricity and Gas*	86
1,636	12,802	3,134	9,439	*Water*	87
283	4,716	1,687	41,831	*Sewerage, Waste Management and Remediation Activities*	88
-	-	-	-	*Residential Buildings*	89
-	-	-	-	*Non-Residential Buildings*	90
-	-	-	-	*Civil Engineering*	91
-	-	-	-	*Specialised Construction Activities*	92
10,245	122,762	22,205	9,313	*Wholesale & Retail Trade, Repair of Motor Vehicles and Motorcycles*	93
-	-	-	-	*Accommodation*	94
2,819	6,078	5,899	11,602	*Food and Beverage*	95
614	3,512	4,914	4,713	*Land Transport*	96
1	3	4	4	*Water Transport*	97
479	2,433	1,751	2,254	*Air Transport*	98
104	1,573	521	14,443	*Warehousing and Support Activities for Transportation*	99
-	-	-	-	*Services Incidental to Water and Air Transportation*	100
-	-	-	-	*Highway Operation Services, Bridge and Tunnel*	101
388	4,289	451	2,740	*Postal and Courier Activities*	102
-	-	-	-	*Publishing Activities*	103
2,099	15,495	3,499	17,038	*Telecommunications*	104
-	-	-	-	*Motion Picture, Programming and Broadcasting Activities*	105
496	2,748	4,520	2,955	*Computer and Information Services*	106
14,979	165,363	66,432	95,210	*Monetary Intermediation*	107
1,703	18,683	5,532	8,861	*Other Financial Service*	108
5,215	48,801	29,560	36,468	*Insurance/ Takaful and Pension Funding*	109
109	1,950	270	1,020	*Activities Auxiliary to Financial Service and Insurance/ Takaful*	110
7,565	92,052	20,873	24,036	*Real Estate*	111
-	-	-	-	*Ownership of Dwellings*	112
12,328	199	2,054	18,000	*Rental and Leasing*	113
-	-	-	-	*Scientific Research and Development*	114
25,729	1,819,504	104,571	201,233	*Professional*	115
2,302	164,123	3,994	6,399	*Business Services*	116
-	-	-	-	*Public Administration*	117
-	-	-	-	*Education*	118
-	-	-	-	*Health*	119
-	-	-	-	*Public Order and Safety*	120
-	-	-	-	*Other Public Administration*	121
-	-	-	-	*Non-Profit Institutions Serving Households*	122
-	-	-	-	*Arts, Entertainment and Recreation*	123
-	-	-	-	*Other Private Services*	124
1,198,113	**13,227,076**	**5,313,762**	**7,615,688**	*TOTAL INTERMEDIATE INPUT*	
-	-	-	-	*Direct Purchases Abroad by Residents*	
-	-	-	-	*Domestic Purchases by Non-Residents*	
1,198,113	**13,227,076**	**5,313,762**	**7,615,688**	*TOTAL INPUT*	
559,239	**2,446,529**	**1,532,319**	**2,650,471**	*Gross Value Added*	
308,189	337,865	315,794	990,426	*Compensation of Employees*	
(6,599)	(44,112)	(15,584)	(23,804)	*Other Net Taxes on Production*	
257,648	2,152,776	1,232,108	1,683,849	*Operating Surplus, Gross*	
43,033	383,802	167,641	251,389	*Consumption of Fixed Capital*	
214,616	1,768,974	1,064,467	1,432,460	*Operating Surplus, Net*	
1,757,352	**15,673,605**	**6,846,081**	**10,266,159**	*TOTAL OUTPUT*	

Jadual 15: Jadual Penggunaan pada Harga Pembeli, Komoditi mengikut Aktiviti (RM'000), 2020

Table 15: Use Tables at Purchasers' Prices, Commodity by Activity (RM'000), 2020

	Komoditi / Aktiviti	Pembaikan & Pemasangan Mesin dan Kelengkapan *Repair & Installation of Machinery and Equipment*	Elektrik dan Gas *Electricity and Gas*	Wap, Pendingin Udara, Penakungan, Perawatan dan Bekalan Air *Steam, Air Conditioning, Water Collection, Treatment and Supply*	Pembetungan, Pengurusan Sisa dan Aktiviti Pemulihan *Sewerage, Waste Management and Remediation Activities*
		85	86	87	88
1	Padi	-	-	-	-
2	Tanaman Makanan	-	-	-	-
3	Sayur-sayuran	-	-	-	-
4	Buah-buahan	-	-	-	-
5	Getah	-	-	-	-
6	Kelapa Sawit	-	-	-	-
7	Tanaman Bunga	-	-	-	-
8	Pertanian Lain	-	-	-	-
9	Ternakan Ayam dan Itik	-	-	-	-
10	Ternakan Lain	-	-	-	-
11	Perhutanan dan Pembalakan	-	-	-	-
12	Perikanan dan Akuakultur	-	-	-	-
13	Minyak Mentah dan Gas Asli	-	-	-	-
14	Perlombongan Bijih Besi	-	-	-	-
15	Pengkuarian Batu, Pasir dan Tanah Liat	-	-	-	-
16	Perlombongan dan Pengkuarian Lain	-	8,729,697	-	-
17	Pemprosesan dan Pengawetan Daging	-	-	-	-
18	Pemprosesan dan Pengawetan Makanan Laut	-	-	-	-
19	Pemprosesan dan Pengawetan Buah-buahan & Sayur-sayuran	-	-	-	-
20	Produk Tenusu	-	-	-	-
21	Minyak & Lemak Sayuran dan Haiwan	-	-	-	-
22	Produk Bijian, Kanji dan Produk Berkanji	-	-	-	-
23	Produk Bakeri	-	-	-	-
24	Manisan	7	-	-	-
25	Prosesan Makanan Lain	-	-	-	-
26	Makanan Haiwan Tersedia	-	-	-	-
27	Spirit, Wain dan Minuman Keras	-	-	-	-
28	Minuman Ringan, Air Mineral dan Minuman Lain yang Dibotolkan	-	-	-	-
29	Produk Tembakau	-	-	-	-
30	Penyediaan, Pemintalan dan Penenunan Tekstil	2,385	-	-	-
31	Penyiapan Akhir Tekstil	-	-	-	-
32	Tekstil Lain	48,397	-	-	-
33	Pakaian	7,971	3,013	5,861	1,413
34	Produk Kulit	343	-	-	-
35	Kasut	-	-	-	-
36	Pengilangan dan Pengetaman Kayu	6,563	1	-	-
37	Kepingan Venier dan Panel berasaskan Kayu	38,907	-	-	-
38	Pertukangan Kayu dan Tanggam untuk Jurubina	886	-	-	-
39	Bekas Kayu dan Produk Kayu Lain	11,161	-	-	-
40	Kertas dan Produk Kertas	25,762	2,352	-	-
41	Perabot	9,714	-	-	-
42	Penerbitan Semula Media Rakaman	2,354	-	-	-
43	Percetakan	154	139	32	31
44	Kok dan Produk Petroleum Bertapis	253,089	12,287,566	91,733	404,585
45	Kimia Asas	83,454	8,448	-	-
46	Baja dan Sebatian Nitrogen	344	-	-	-
47	Cat dan Varnis	27,489	-	-	-
48	Produk Farmaseutikal, Kimia Perubatan dan Botani	-	-	-	-
49	Sabun & Bahan Pencuci, Pencuci dan Pengilat, Pewangi dan Dandanan Diri	86	-	-	-
50	Produk Kimia Lain	21,978	-	-	-
51	Tayar dan Tiub Getah	1,110	-	-	-
52	Prosesan Getah	3,121	-	-	-
53	Sarung Tangan Getah	1,790	-	-	-
54	Produk Getah Lain	1,590	-	-	-
55	Produk Plastik	67,255	17,483	-	-
56	Kaca dan Produk Kaca	1,582	-	-	-
57	Produk Refraktori, Tanah Liat, Porselin dan Seramik	345	-	-	-
58	Simen, Kapur dan Plaster	339	-	-	-
59	Produk Mineral bukan Logam	2,797	-	-	-
60	Besi dan Keluli Asas	567,287	-	-	-
61	Logam Asas Berharga dan Logam bukan Ferus Lain	155,050	-	-	-
62	Pengacuan Logam	40,124	-	-	-
63	Produk Struktur Logam, Tangki, Takungan dan Penjana Wap	560,555	-	-	-
64	Produk Logam Lain yang Direka	1,067,807	656	-	-
65	Enjin & Turbin, Alatan Kuasa Bendalir, Pam, Pemampat, Kepala Paip dan Injap Lain	21,607	-	404,735	159,602
66	Jentera Kegunaan Umum Lain	81,748	-	-	-
67	Senjata, Peluru dan Mesin bertujuan Khas	33,580	28,587	-	-
68	Perkakasan Domestik	-	-	-	-

Jadual 15: Jadual Penggunaan pada Harga Pembeli, Komoditi mengikut Aktiviti (RM'000), 2020

Table 15: Use Tables at Purchasers' Prices, Commodity by Activity (RM'000), 2020

Bangunan Kediaman *Residential Buildings*	Bangunan Bukan Kediaman *Non-Residential Buildings*	Kejuruteraan Awam *Civil Engineering*	Aktiviti Pembinaan Pertukangan Khas *Specialized Construction Activities*	Activity / Commodity	
89	90	91	92		
-	-	-	-	Paddy	1
-	-	-	-	Food Crops	2
-	-	-	-	Vegetables	3
-	-	-	-	Fruits	4
-	-	-	-	Rubber	5
-	-	-	-	Oil Palm	6
-	-	-	-	Flower Plants	7
-	-	-	-	Other Agriculture	8
-	-	-	-	Poultry Farming	9
-	-	-	-	Other Livestock	10
-	-	-	-	Forestry and Logging	11
-	-	-	-	Fishing and Aquaculture	12
-	-	1,243,645	-	Crude Oil and Natural Gas	13
-	-	-	-	Mining of Metal Ores	14
1,847,426	1,696,395	2,540,327	653,888	Quarrying of Stone, Sand and Clay	15
-	-	-	-	Other Mining and Quarrying	16
-	-	-	-	Processing and Preserving of Meat	17
-	-	-	-	Processing and Preserving of Seafood	18
-	-	-	-	Processing and Preserving of Fruits & Vegetables	19
-	-	-	-	Dairy Products	20
-	-	-	-	Vegetable & Animal Oils and Fats	21
-	-	-	-	Grain Mill Products, Starches and Starch Products	22
-	-	-	-	Bakery Products	23
-	-	-	-	Confectionery	24
-	-	-	-	Other Food Processing	25
-	-	-	-	Prepared Animal Feeds	26
-	-	-	-	Spirits, Wines and Liquors	27
-	-	-	-	Soft Drinks, Mineral Waters and Other Bottled Waters	28
-	-	-	-	Tobacco Products	29
-	-	-	-	Preparation, Spinning and Weaving of Textiles	30
-	-	-	-	Finishing of Textiles	31
-	-	-	-	Other Textiles	32
16,333	13,580	25,097	22,095	Wearing Apparel	33
-	-	-	-	Leather Products	34
-	-	-	-	Footwear	35
-	-	-	-	Sawmilling and Planning of Wood	36
2,588,360	1,975,415	756,093	907,043	Veneer Sheets and Wood-based Panels	37
579,836	449,298	247,633	103,430	Builders' Carpentry and Joinery	38
-	-	-	-	Wooden Containers and Other Wood Products	39
-	-	-	-	Paper and Paper Products	40
-	-	-	-	Furniture	41
-	-	-	-	Reproduction of Recorded Media	42
227	195	403	313	Printing	43
2,694,307	2,670,876	9,165,650	2,495,758	Coke and Refined Petroleum Products	44
252,455	235,562	608,585	1,432,039	Basic Chemicals	45
-	-	-	-	Fertilizers and Nitrogen Compounds	46
367,857	362,917	243,453	728,499	Paints and Varnishes	47
-	-	-	-	Pharmaceuticals, Medicinal Chemical and Botanical Products	48
-	-	-	-	Soaps & Detergents, Cleaning & Polishing, Perfumes and Toilet Preparations	49
-	-	-	-	Other Chemicals Products	50
-	-	-	-	Rubber Tyres and Tubes	51
-	-	-	-	Rubber Processing	52
-	-	-	-	Rubber Gloves	53
-	-	-	-	Other Rubber Products	54
1,006,978	140,849	441,730	568,409	Plastic Products	55
114,675	134,306	38,593	262,399	Glass and Glass Products	56
709,586	691,814	776,061	1,287,318	Refractory, Clay, Porcelain and Ceramic Products	57
2,804,759	3,004,720	1,636,035	857,979	Cement, Lime and Plaster	58
4,495,110	4,408,979	5,158,543	1,891,871	Non-Metallic Mineral Products	59
2,700,713	3,235,059	4,556,582	1,672,137	Basic Iron and Steel	60
393,760	543,965	682,643	1,614,722	Basic Precious and Other Non-Ferrous Metals	61
138,413	156,433	1,856,035	350,043	Casting of Metals	62
947,901	1,091,335	2,933,983	747,367	Structural Metal Products, Tanks, Reservoirs and Steam Generators	63
1,348,691	1,578,202	2,312,174	948,161	Other Fabricated Metal Products	64
-	-	-	-	Engines & Turbines, Fluid Power Equipment, Other Pumps, Compressors, Taps and Valves	65
3,025	16,896	77,415	212,845	Other General Purpose Machinery	66
-	-	-	-	Weapons, Ammunition and Special Purpose Machinery	67
695	1,456	11,850	21,178	Domestic Appliances	68

Jadual 15: Jadual Penggunaan pada Harga Pembeli, Komoditi mengikut Aktiviti (RM'000), 2020

Table 15: Use Tables at Purchasers' Prices, Commodity by Activity (RM'000), 2020

	Komoditi / Aktiviti	Pembaikan & Pemasangan Mesin dan Kelengkapan *Repair & Installation of Machinery and Equipment*	Elektrik dan Gas *Electricity and Gas*	Wap, Pendingin Udara, Penakungan, Perawatan dan Bekalan Air *Steam, Air Conditioning, Water Collection, Treatment and Supply*	Pembetungan, Pengurusan Sisa dan Aktiviti Pemulihan *Sewerage, Waste Management and Remediation Activities*
		85	86	87	88
69	Komputer, Peranti, Mesin dan Kelengkapan Pejabat	9,350	-	-	-
70	Motor Elektrik, Penjana dan Transformer	238,127	193,394	-	-
71	Perkakasan Pengagihan & Pengawalan Elektrik, Bateri dan Akumulator	46,170	-	-	-
72	Kabel Gentian Optikal, Elektronik dan Elektrik Lain	165,961	-	-	-
73	Alatan Pendawaian, Kelengkapan Pencahayaan Elektrik dan Elektrik Lain	3,240	-	-	-
74	Komponen dan Papan Elektronik	1,252,652	-	-	-
75	Peralatan Komunikasi dan Elektronik Pengguna	90,289	305,480	-	-
76	Peralatan Penyinaran, Perubatan Elektro dan Elektroterapeutik	-	-	-	-
77	Kelengkapan Mengukur, Menguji, Memandu Arah dan Kawalan	31,484	-	-	-
78	Instrumen Optikal, Alatan Fotografi, Media Magnetik dan Optikal	1,690	-	-	-
79	Jam Tangan dan Jam	-	-	-	-
80	Kenderaan Bermotor, Treler dan Semi Treler	181,856	72,933	3,294	5,394
81	Motosikal	-	-	-	-
82	Kapal, Bot, Basikal dan 'Invalid Carriages'	-	-	-	-
83	Kelengkapan Pengangkutan Lain	-	-	-	-
84	Pembuatan Lain	11,507	9,033	6,286	12,249
85	Pembaikan & Pemasangan Mesin dan Kelengkapan	1,385,008	-	-	-
86	Elektrik dan Gas	258,838	1,576,592	894,174	229,257
87	Air	26,188	227,411	862,324	12,559
88	Pembetungan, Pengurusan Sisa dan Aktiviti Pemulihan	5,420	10,310	1,218,569	3,402,269
89	Bangunan Kediaman	-	-	-	-
90	Bangunan Bukan Kediaman	-	-	-	-
91	Kejuruteraan Awam	-	-	-	-
92	Aktiviti Pembinaan Pertukangan Khas	-	6,174,150	118,544	57,833
93	Perdagangan Borong & Runcit, Pembaikan Kenderaan Bermotor dan Motosikal	14,643	11,233	507	831
94	Penginapan	-	-	-	-
95	Makanan dan Minuman	32,221	10,533	5,970	4,453
96	Pengangkutan Darat	8,288	-	-	-
97	Pengangkutan Air	7	-	-	-
98	Pengangkutan Udara	2,824	1,462	433	359
99	Penggudangan dan Aktiviti Sokongan untuk Pengangkutan	489	63	14	14
100	Perkhidmatan berkaitan Pengangkutan Air dan Udara	-	-	-	-
101	Perkhidmatan Operasi Lebuhraya, Jambatan dan Terowong	-	-	-	-
102	Perkhidmatan Pos dan Kurier	7,713	5,348	739	1,910
103	Aktiviti Penerbitan	-	302,611	-	-
104	Telekomunikasi	46,504	60,880	25,573	13,437
105	Aktiviti Wayang Gambar, Pemprograman dan Penyiaran	-	-	-	-
106	Perkhidmatan Komputer dan Maklumat	4,005	92,177	11,267	499
107	Perantaraan Kewangan	96,673	630,361	84,473	104,774
108	Perkhidmatan Kewangan Lain	14,042	41,365	9,652	102,453
109	Insurans/ Takaful dan Tabungan Pencen	92,957	139,463	26,488	16,046
110	Aktiviti Sokongan Perkhidmatan Kewangan dan Insurans/ Takaful	3,134	1,513	469	482
111	Hartanah	41,153	24,886	430	682
112	Pemilikan Kediaman	-	-	-	-
113	Sewaan dan Pajakan	37,277	5	48,024	32,790
114	Penyelidikan dan Pembangunan Saintifik	-	-	-	-
115	Profesional	449,842	898,508	224,858	368,169
116	Perkhidmatan Perniagaan	24,460	6,054	63,053	34,875
117	Pentadbiran Awam	-	-	-	-
118	Pendidikan	-	-	-	-
119	Kesihatan	-	-	-	-
120	Ketenteraman dan Keselamatan Awam	-	-	-	-
121	Pentadbiran Awam Lain	-	-	-	-
122	Institusi bukan Keuntungan yang Berkhidmat kepada Isi Rumah	-	-	-	-
123	Kesenian, Hiburan dan Rekreasi	-	-	-	-
124	Perkhidmatan Swasta Lain	-	2,151	245,082	122,211
	JUMLAH INPUT PERANTARAAN	**7,732,747**	**31,875,856**	**4,352,586**	**5,089,177**
	Pembelian Langsung oleh Residen di Luar Negeri	-	-	-	-
	Pembelian Dalam Negeri oleh Bukan Residen	-	-	-	-
	JUMLAH INPUT	**7,732,747**	**31,875,856**	**4,352,586**	**5,089,177**
	Nilai Ditambah Kasar	**2,022,191**	**31,289,629**	**6,023,328**	**2,975,499**
	Pampasan Pekerja	891,910	4,313,078	931,304	1,292,951
	Cukai Bersih Lain ke atas Pengeluaran	(22,422)	(140,547)	(20,363)	(15,394)
	Lebihan Kendalian, Kasar	1,152,702	27,117,097	5,112,387	1,697,942
	Penggunaan Modal Tetap	238,871	15,646,332	2,570,154	1,997,651
	Lebihan Kendalian, Bersih	913,832	11,470,765	2,542,233	(299,709)
	JUMLAH OUTPUT	**9,754,938**	**63,165,485**	**10,375,914**	**8,064,677**

Jadual 15: Jadual Penggunaan pada Harga Pembeli, Komoditi mengikut Aktiviti (RM'000), 2020

Table 15: Use Tables at Purchasers' Prices, Commodity by Activity (RM'000), 2020

Bangunan Kediaman *Residential Buildings*	Bangunan Bukan Kediaman *Non-Residential Buildings*	Kejuruteraan Awam *Civil Engineering*	Aktiviti Pembinaan Pertukangan Khas *Specialized Construction Activities*	Activity / Commodity	
89	90	91	92		
-	-	-	-	Computers, Peripheral, Office Equipment and Machinery	69
-	-	-	-	Electric Motors, Generators and Transformers	70
-	-	-	-	Electricity Distribution & Control Apparatus, Batteries and Accumulators	71
417,785	367,801	2,812,209	2,943,411	Fibre Optic Cables, Electronic and Other Electric	72
90,704	84,336	452,525	1,021,572	Wiring Devices, Electric Lighting Equipment and Other Electrical	73
-	-	-	-	Electronic Components and Boards	74
132,732	136,401	475,417	718,942	Communication Equipment and Consumer Electronics	75
-	-	-	-	Irradiation Equipment, Electro Medical and Electrotherapeutic	76
-	-	-	-	Measuring Equipment, Testing, Navigating and Control	77
-	-	-	-	Optical Instruments, Photographic Equipment, Magnetic and Optical Media	78
-	-	-	-	Watches and Clocks	79
34,225	55,673	201,357	470,150	Motor Vehicles, Trailers and Semi Trailers	80
-	-	-	-	Motorcycles	81
-	-	-	-	Ships, Boats, Bicycles and Invalid Carriages	82
-	-	-	-	Other Transport Equipment	83
25,094	16,923	32,863	28,240	Other Manufacturing	84
141,352	174,293	368,449	677,902	Repair & Installation of Machinery and Equipment	85
124,791	120,689	286,785	230,767	Electricity and Gas	86
27,513	24,084	58,301	42,123	Water	87
8,828	6,403	13,459	10,593	Sewerage, Waste Management and Remediation Activities	88
-	-	-	-	Residential Buildings	89
-	-	-	-	Non-Residential Buildings	90
-	-	322,254	-	Civil Engineering	91
1,407,282	1,310,451	2,116,675	1,817,173	Specialised Construction Activities	92
5,271	8,575	31,013	72,413	Wholesale & Retail Trade, Repair of Motor Vehicles and Motorcycles	93
-	-	-	-	Accommodation	94
19,456	15,833	35,028	28,711	Food and Beverage	95
43,844	43,714	282,614	455,562	Land Transport	96
29	30	203	389	Water Transport	97
9,418	13,537	82,036	114,171	Air Transport	98
2,015	2,034	13,467	19,382	Warehousing and Support Activities for Transportation	99
-	-	-	-	Services Incidental to Water and Air Transportation	100
-	-	-	-	Highway Operation Services, Bridge and Tunnel	101
4,989	4,054	8,669	7,345	Postal and Courier Activities	102
-	-	-	-	Publishing Activities	103
349,069	281,596	532,624	489,162	Telecommunications	104
-	-	-	-	Motion Picture, Programming and Broadcasting Activities	105
75,894	94,623	175,796	101,857	Computer and Information Services	106
907,643	870,345	1,534,899	950,614	Monetary Intermediation	107
133,657	126,293	256,241	183,157	Other Financial Service	108
531,593	532,977	802,368	1,011,757	Insurance/ Takaful and Pension Funding	109
3,038	3,783	6,350	4,125	Activities Auxiliary to Financial Service and Insurance/ Takaful	110
87,247	74,187	167,618	186,792	Real Estate	111
-	-	-	-	Ownership of Dwellings	112
1,936	221	5,711	2,008	Rental and Leasing	113
-	-	-	-	Scientific Research and Development	114
1,103,554	923,514	1,434,198	970,197	Professional	115
100,545	118,618	145,019	82,578	Business Services	116
-	-	-	-	Public Administration	117
-	-	-	-	Education	118
-	-	-	-	Health	119
-	-	-	-	Public Order and Safety	120
-	-	-	-	Other Public Administration	121
-	-	-	-	Non-Profit Institutions Serving Households	122
-	-	-	-	Arts, Entertainment and Recreation	123
47,452	44,968	108,322	74,656	Other Private Services	124
28,848,064	**27,864,204**	**48,074,998**	**29,493,243**	TOTAL INTERMEDIATE INPUT	
-	-	-	-	Direct Purchases Abroad by Residents	
-	-	-	-	Domestic Purchases by Non-Residents	
28,848,064	**27,864,204**	**48,074,998**	**29,493,243**	TOTAL INPUT	
13,076,155	**12,314,793**	**18,765,378**	**11,194,978**	Gross Value Added	
10,221,452	9,649,667	13,456,240	8,574,078	Compensation of Employees	
(107,626)	(102,419)	(198,395)	(95,505)	Other Net Taxes on Production	
2,962,329	2,767,546	5,507,533	2,716,405	Operating Surplus, Gross	
1,070,942	1,026,361	1,707,418	1,039,369	Consumption of Fixed Capital	
1,891,386	1,741,184	3,800,115	1,677,036	Operating Surplus, Net	
41,924,219	**40,178,997**	**66,840,376**	**40,688,221**	TOTAL OUTPUT	

Jadual 15: Jadual Penggunaan pada Harga Pembeli, Komoditi mengikut Aktiviti (RM'000), 2020

Table 15: Use Tables at Purchasers' Prices, Commodity by Activity (RM'000), 2020

	Komoditi / Aktiviti	Perdagangan Borong & Runcit, Pembaikan Kenderaan Bermotor dan Motosikal *Wholesale & Retail Trade, Repair of Motor Vehicles and Motorcycles*	Penginapan *Accommodation*	Makanan dan Minuman *Food and Beverage*	Pengangkutan Darat *Land Transport*
		93	94	95	96
1	Padi	-	-	-	-
2	Tanaman Makanan	197,304	-	1,110,383	-
3	Sayur-sayuran	310,628	-	965,202	-
4	Buah-buahan	214,406	-	312,290	-
5	Getah	270,309	-	-	-
6	Kelapa Sawit	989,833	-	-	-
7	Tanaman Bunga	2,483,235	-	-	-
8	Pertanian Lain	1,299	-	75,561	-
9	Ternakan Ayam dan Itik	226,213	-	529,700	-
10	Ternakan Lain	481,039	-	481,607	-
11	Perhutanan dan Pembalakan	666,578	-	-	-
12	Perikanan dan Akuakultur	133,314	-	1,224,309	-
13	Minyak Mentah dan Gas Asli	-	-	-	-
14	Perlombongan Bijih Besi	-	-	-	-
15	Pengkuarian Batu, Pasir dan Tanah Liat	12,185	-	-	-
16	Perlombongan dan Pengkuarian Lain	-	-	-	-
17	Pemprosesan dan Pengawetan Daging	1,117,667	-	115,441	-
18	Pemprosesan dan Pengawetan Makanan Laut	533,401	-	451,388	-
19	Pemprosesan dan Pengawetan Buah-buahan & Sayur-sayuran	130,657	-	13,335	-
20	Produk Tenusu	392,635	-	54,660	-
21	Minyak & Lemak Sayuran dan Haiwan	650,384	-	24,785,495	-
22	Produk Bijian, Kanji dan Produk Berkanji	453,577	-	120,544	-
23	Produk Bakeri	610,411	-	129,163	-
24	Manisan	72,222	-	157,869	-
25	Prosesan Makanan Lain	465,005	-	134,497	-
26	Makanan Haiwan Tersedia	1,957,805	-	-	-
27	Spirit, Wain dan Minuman Keras	332,211	-	591,854	-
28	Minuman Ringan, Air Mineral dan Minuman Lain yang Dibotolkan	370,142	-	392,613	-
29	Produk Tembakau	264,850	-	-	-
30	Penyediaan, Pemintalan dan Penenunan Tekstil	1,187,021	-	-	-
31	Penyiapan Akhir Tekstil	185,125	-	-	-
32	Tekstil Lain	373,121	-	-	-
33	Pakaian	1,993,402	15,931	47,105	22,028
34	Produk Kulit	-	-	-	-
35	Kasut	164,446	-	-	-
36	Pengilangan dan Pengetaman Kayu	4,923	-	-	-
37	Kepingan Venier dan Panel berasaskan Kayu	-	-	-	-
38	Pertukangan Kayu dan Tanggam untuk Jurubina	1,433	-	-	-
39	Bekas Kayu dan Produk Kayu Lain	-	-	-	-
40	Kertas dan Produk Kertas	2,885,505	-	-	-
41	Perabot	288,033	-	-	-
42	Penerbitan Semula Media Rakaman	-	-	-	-
43	Percetakan	2,259,399	368,020	439,460	189,211
44	Kok dan Produk Petroleum Bertapis	12,087,245	285,687	3,346,400	9,259,379
45	Kimia Asas	-	742	36,119	-
46	Baja dan Sebatian Nitrogen	244,364	-	-	-
47	Cat dan Varnis	267,467	-	-	-
48	Produk Farmaseutikal, Kimia Perubatan dan Botani	496,226	-	-	-
49	Sabun & Bahan Pencuci, Pencuci dan Pengilat, Pewangi dan Dandanan Diri	252,805	29,164	348,200	-
50	Produk Kimia Lain	-	-	-	-
51	Tayar dan Tiub Getah	241,342	-	-	2,448,796
52	Prosesan Getah	-	-	-	-
53	Sarung Tangan Getah	-	-	-	-
54	Produk Getah Lain	16,289	-	-	-
55	Produk Plastik	12,961,911	-	605,432	-
56	Kaca dan Produk Kaca	398,205	-	-	-
57	Produk Refraktori, Tanah Liat, Porselin dan Seramik	-	-	-	-
58	Simen, Kapur dan Plaster	-	-	-	-
59	Produk Mineral bukan Logam	-	-	-	-
60	Besi dan Keluli Asas	-	-	-	-
61	Logam Asas Berharga dan Logam bukan Ferus Lain	-	-	-	-
62	Pengacuan Logam	2,600	-	-	-
63	Produk Struktur Logam, Tangki, Takungan dan Penjana Wap	-	-	-	-
64	Produk Logam Lain yang Direka	2,340,813	-	-	-
65	Enjin & Turbin, Alatan Kuasa Bendalir, Pam, Pemampat, Kepala Paip dan Injap Lain	55,927	-	-	-
66	Jentera Kegunaan Umum Lain	759,632	129,466	-	57,137
67	Senjata, Peluru dan Mesin bertujuan Khas	631,555	-	235,356	-
68	Perkakasan Domestik	218,898	-	1,119,631	-

Jadual 15: Jadual Penggunaan pada Harga Pembeli, Komoditi mengikut Aktiviti (RM'000), 2020

Table 15: Use Tables at Purchasers' Prices, Commodity by Activity (RM'000), 2020

Pengangkutan Air *Water Transport*	Pengangkutan Udara *Air Transport*	Penggudangan dan Aktiviti Sokongan untuk Pengangkutan *Warehousing and Support Activities for Transportation*	Perkhidmatan berkaitan Pengangkutan Air dan Udara *Services Incidental to Water and Air Transportation*	Activity / Commodity	
97	98	99	100		
-	-	-	-	Paddy	1
-	-	-	-	Food Crops	2
-	-	-	-	Vegetables	3
-	-	-	-	Fruits	4
-	-	-	-	Rubber	5
-	-	-	-	Oil Palm	6
-	-	-	-	Flower Plants	7
-	-	-	-	Other Agriculture	8
-	-	-	-	Poultry Farming	9
-	-	-	-	Other Livestock	10
-	-	-	-	Forestry and Logging	11
-	-	-	-	Fishing and Aquaculture	12
-	-	-	-	Crude Oil and Natural Gas	13
-	-	-	-	Mining of Metal Ores	14
-	-	-	-	Quarrying of Stone, Sand and Clay	15
-	-	-	-	Other Mining and Quarrying	16
-	-	-	-	Processing and Preserving of Meat	17
-	-	-	-	Processing and Preserving of Seafood	18
-	-	-	-	Processing and Preserving of Fruits & Vegetables	19
-	-	-	-	Dairy Products	20
-	-	-	-	Vegetable & Animal Oils and Fats	21
-	-	-	-	Grain Mill Products, Starches and Starch Products	22
-	-	-	-	Bakery Products	23
-	-	-	-	Confectionery	24
-	-	-	-	Other Food Processing	25
-	-	-	-	Prepared Animal Feeds	26
-	-	-	-	Spirits, Wines and Liquors	27
-	-	-	-	Soft Drinks, Mineral Waters and Other Bottled Waters	28
-	-	-	-	Tobacco Products	29
-	-	-	-	Preparation, Spinning and Weaving of Textiles	30
-	-	-	-	Finishing of Textiles	31
-	-	-	-	Other Textiles	32
8,102	763	9,300	21,268	Wearing Apparel	33
-	-	-	-	Leather Products	34
-	-	-	-	Footwear	35
-	-	-	-	Sawmilling and Planning of Wood	36
-	-	-	-	Veneer Sheets and Wood-based Panels	37
-	-	-	-	Builders' Carpentry and Joinery	38
-	-	-	-	Wooden Containers and Other Wood Products	39
-	-	14,165	-	Paper and Paper Products	40
-	-	-	-	Furniture	41
-	-	-	-	Reproduction of Recorded Media	42
321,954	2,967	115,600	233,844	Printing	43
608,677	978,475	6,356,685	622,225	Coke and Refined Petroleum Products	44
-	-	-	-	Basic Chemicals	45
-	-	-	-	Fertilizers and Nitrogen Compounds	46
-	-	-	-	Paints and Varnishes	47
-	-	-	-	Pharmaceuticals, Medicinal Chemical and Botanical Products	48
-	-	-	-	Soaps & Detergents, Cleaning & Polishing, Perfumes and Toilet Preparations	49
-	-	-	-	Other Chemicals Products	50
-	74,187	1,531,146	35,739	Rubber Tyres and Tubes	51
-	-	-	-	Rubber Processing	52
-	-	-	-	Rubber Gloves	53
-	-	-	-	Other Rubber Products	54
-	-	-	-	Plastic Products	55
-	-	-	-	Glass and Glass Products	56
-	-	-	-	Refractory, Clay, Porcelain and Ceramic Products	57
-	-	-	-	Cement, Lime and Plaster	58
-	-	-	-	Non-Metallic Mineral Products	59
-	-	-	-	Basic Iron and Steel	60
-	-	-	-	Basic Precious and Other Non-Ferrous Metals	61
-	-	-	-	Casting of Metals	62
-	-	-	-	Structural Metal Products, Tanks, Reservoirs and Steam Generators	63
-	-	-	-	Other Fabricated Metal Products	64
-	-	-	-	Engines & Turbines, Fluid Power Equipment, Other Pumps, Compressors, Taps and Valves	65
-	-	42,288	15,549	Other General Purpose Machinery	66
-	-	-	-	Weapons, Ammunition and Special Purpose Machinery	67
-	-	-	-	Domestic Appliances	68

Jadual 15: Jadual Penggunaan pada Harga Pembeli, Komoditi mengikut Aktiviti (RM'000), 2020

Table 15: Use Tables at Purchasers' Prices, Commodity by Activity (RM'000), 2020

	Komoditi \ Aktiviti	Perdagangan Borong & Runcit, Pembaikan Kenderaan Bermotor dan Motosikal *Wholesale & Retail Trade, Repair of Motor Vehicles and Motorcycles*	Penginapan *Accommodation*	Makanan dan Minuman *Food and Beverage*	Pengangkutan Darat *Land Transport*
		93	94	95	96
69	Komputer, Peranti, Mesin dan Kelengkapan Pejabat	2,067,558	-	12,832	-
70	Motor Elektrik, Penjana dan Transformer	4,668	-	-	-
71	Perkakasan Pengagihan & Pengawalan Elektrik, Bateri dan Akumulator	539,296	-	-	373,061
72	Kabel Gentian Optikal, Elektronik dan Elektrik Lain	788,217	-	-	-
73	Alatan Pendawaian, Kelengkapan Pencahayaan Elektrik dan Elektrik Lain	319,498	-	-	90
74	Komponen dan Papan Elektronik	2,249,611	-	-	-
75	Peralatan Komunikasi dan Elektronik Pengguna	11,892,950	-	-	2,245
76	Peralatan Penyinaran, Perubatan Elektro dan Elektroterapeutik	184,133	-	-	-
77	Kelengkapan Mengukur, Menguji, Memandu Arah dan Kawalan	6,039,097	-	-	-
78	Instrumen Optikal, Alatan Fotografi, Media Magnetik dan Optikal	3,835,210	-	-	-
79	Jam Tangan dan Jam	248,276	-	-	-
80	Kenderaan Bermotor, Treler dan Semi Treler	3,677,249	370,330	203,427	185,605
81	Motosikal	-	-	-	-
82	Kapal, Bot, Basikal dan 'Invalid Carriages'	217,583	-	-	50,940
83	Kelengkapan Pengangkutan Lain	-	-	-	-
84	Pembuatan Lain	3,778,784	25,978	-	18,857
85	Pembaikan & Pemasangan Mesin dan Kelengkapan	558,865	113,474	3,398	183,501
86	Elektrik dan Gas	9,368,179	586,760	2,045,382	84,146
87	Air	1,776,329	38,383	568,574	20,824
88	Pembetungan, Pengurusan Sisa dan Aktiviti Pemulihan	1,863,411	159,128	11,764	14,085
89	Bangunan Kediaman	-	-	-	-
90	Bangunan Bukan Kediaman	-	-	-	-
91	Kejuruteraan Awam	-	-	-	-
92	Aktiviti Pembinaan Pertukangan Khas	9,560,912	156,261	-	21,769
93	Perdagangan Borong & Runcit, Pembaikan Kenderaan Bermotor dan Motosikal	188,777	57,039	31,332	11,933
94	Penginapan	-	44,254	209,256	-
95	Makanan dan Minuman	-	39,997	4,689,853	28,483
96	Pengangkutan Darat	-	6,197	-	184
97	Pengangkutan Air	-	13	-	-
98	Pengangkutan Udara	-	19,053	-	-
99	Penggudangan dan Aktiviti Sokongan untuk Pengangkutan	-	392	-	107,081
100	Perkhidmatan berkaitan Pengangkutan Air dan Udara	-	-	-	129,496
101	Perkhidmatan Operasi Lebuhraya, Jambatan dan Terowong	-	-	-	432,381
102	Perkhidmatan Pos dan Kurier	-	4,166	19,757	9,472
103	Aktiviti Penerbitan	-	-	-	-
104	Telekomunikasi	6,535,311	418,934	464,736	86,801
105	Aktiviti Wayang Gambar, Pemprograman dan Penyiaran	-	2,125	-	-
106	Perkhidmatan Komputer dan Maklumat	-	38,847	414,556	19,865
107	Perantaraan Kewangan	11,659,653	26,354	335,993	209,915
108	Perkhidmatan Kewangan Lain	3,228,205	49,543	58,794	19,443
109	Insurans/ Takaful dan Tabungan Pencen	2,312,414	71,067	162,964	321,000
110	Aktiviti Sokongan Perkhidmatan Kewangan dan Insurans/ Takaful	105,448	2,913	22,448	8,326
111	Hartanah	3,727,325	44,419	838,463	52,757
112	Pemilikan Kediaman	-	-	-	-
113	Sewaan dan Pajakan	1,110,407	3,824	497,742	421
114	Penyelidikan dan Pembangunan Saintifik	-	-	-	-
115	Profesional	6,680,511	582,753	1,692,600	676,044
116	Perkhidmatan Perniagaan	1,989,426	128,262	96,969	468,654
117	Pentadbiran Awam	-	-	-	-
118	Pendidikan	-	-	-	-
119	Kesihatan	-	-	-	-
120	Ketenteraman dan Keselamatan Awam	-	-	-	-
121	Pentadbiran Awam Lain	-	-	-	-
122	Institusi bukan Keuntungan yang Berkhidmat kepada Isi Rumah	-	-	-	-
123	Kesenian, Hiburan dan Rekreasi	-	144,819	-	-
124	Perkhidmatan Swasta Lain	347,989	24,180	-	256,324
	JUMLAH INPUT PERANTARAAN	**150,510,287**	**3,988,474**	**50,204,454**	**15,770,255**
	Pembelian Langsung oleh Residen di Luar Negeri	-	-	-	-
	Pembelian Dalam Negeri oleh Bukan Residen	-	-	-	-
	JUMLAH INPUT	**150,510,287**	**3,988,474**	**50,204,454**	**15,770,255**
	Nilai Ditambah Kasar	**236,912,296**	**5,027,187**	**35,167,869**	**10,620,677**
	Pampasan Pekerja	77,643,638	3,904,755	16,843,809	5,790,038
	Cukai Bersih Lain ke atas Pengeluaran	(889,641)	(38,163)	(225,088)	(78,398)
	Lebihan Kendalian, Kasar	160,158,300	1,160,595	18,549,147	4,909,037
	Penggunaan Modal Tetap	10,591,963	355,136	3,362,906	7,411,283
	Lebihan Kendalian, Bersih	149,566,337	805,459	15,186,242	(2,502,246)
	JUMLAH OUTPUT	**387,422,583**	**9,015,661**	**85,372,322**	**26,390,932**

Jadual 15: Jadual Penggunaan pada Harga Pembeli, Komoditi mengikut Aktiviti (RM'000), 2020

Table 15: Use Tables at Purchasers' Prices, Commodity by Activity (RM'000), 2020

Pengangkutan Air *Water Transport*	Pengangkutan Udara *Air Transport*	Penggudangan dan Aktiviti Sokongan untuk Pengangkutan *Warehousing and Support Activities for Transportation*	Perkhidmatan berkaitan Pengangkutan Air dan Udara *Services Incidental to Water and Air Transportation*	Activity / Commodity	
97	98	99	100		
-	-	-	-	Computers, Peripheral, Office Equipment and Machinery	69
-	-	-	-	Electric Motors, Generators and Transformers	70
-	-	402,288	12,524	Electricity Distribution & Control Apparatus, Batteries and Accumulators	71
-	-	-	-	Fibre Optic Cables, Electronic and Other Electric	72
-	-	-	-	Wiring Devices, Electric Lighting Equipment and Other Electrical	73
-	-	-	-	Electronic Components and Boards	74
-	-	5,621	-	Communication Equipment and Consumer Electronics	75
-	-	-	-	Irradiation Equipment, Electro Medical and Electrotherapeutic	76
-	167,844	-	-	Measuring Equipment, Testing, Navigating and Control	77
-	-	-	-	Optical Instruments, Photographic Equipment, Magnetic and Optical Media	78
-	-	-	-	Watches and Clocks	79
26,904	96,621	109,166	55,646	Motor Vehicles, Trailers and Semi Trailers	80
-	-	-	-	Motorcycles	81
3,266,304	-	-	-	Ships, Boats, Bicycles and Invalid Carriages	82
-	1,039,599	-	-	Other Transport Equipment	83
12,505	1,235	19,965	16,903	Other Manufacturing	84
514,288	132,890	531,849	329,603	Repair & Installation of Machinery and Equipment	85
42,806	3,254	172,695	308,692	Electricity and Gas	86
17,729	9,098	10,070	5,655	Water	87
20,675	732	21,558	24,886	Sewerage, Waste Management and Remediation Activities	88
-	-	-	-	Residential Buildings	89
-	-	-	-	Non-Residential Buildings	90
-	-	-	-	Civil Engineering	91
-	17,651	121,943	9,453	Specialised Construction Activities	92
4,144	2,143	16,814	8,571	Wholesale & Retail Trade, Repair of Motor Vehicles and Motorcycles	93
-	-	-	-	Accommodation	94
258,413	454,505	460,699	427,730	Food and Beverage	95
-	-	-	-	Land Transport	96
40	-	-	-	Water Transport	97
-	14,980	-	-	Air Transport	98
139,735	55,203	23,079	124,987	Warehousing and Support Activities for Transportation	99
736,207	776,334	626,053	797,399	Services Incidental to Water and Air Transportation	100
-	856,261	261,348	19,836	Highway Operation Services, Bridge and Tunnel	101
8,571	937	13,176	2,183	Postal and Courier Activities	102
1,433,367	-	-	-	Publishing Activities	103
47,687	14,860	123,203	24,927	Telecommunications	104
-	-	-	-	Motion Picture, Programming and Broadcasting Activities	105
30,396	12,432	122,794	40,944	Computer and Information Services	106
125,089	68,366	176,672	58,200	Monetary Intermediation	107
22,528	26,390	23,421	6,089	Other Financial Service	108
164,072	54,923	346,068	74,080	Insurance/ Takaful and Pension Funding	109
3,818	2,080	9,743	1,131	Activities Auxiliary to Financial Service and Insurance/ Takaful	110
71,762	130,277	35,125	46,139	Real Estate	111
-	-	-	-	Ownership of Dwellings	112
414	-	1,122	28	Rental and Leasing	113
-	-	-	-	Scientific Research and Development	114
953,805	343,978	794,204	948,625	Professional	115
575,409	40,416	353,549	82,969	Business Services	116
-	-	-	-	Public Administration	117
-	-	-	-	Education	118
-	-	-	-	Health	119
-	-	-	-	Public Order and Safety	120
-	-	-	-	Other Public Administration	121
-	-	-	-	Non-Profit Institutions Serving Households	122
-	-	-	-	Arts, Entertainment and Recreation	123
-	1,590	131,793	15,630	Other Private Services	124
9,415,398	**5,380,989**	**12,983,202**	**4,371,453**	TOTAL INTERMEDIATE INPUT	
-	-	-	-	Direct Purchases Abroad by Residents	
-	-	-	-	Domestic Purchases by Non-Residents	
9,415,398	**5,380,989**	**12,983,202**	**4,371,453**	TOTAL INPUT	
5,623,898	**1,399,687**	**7,331,024**	**8,039,525**	Gross Value Added	
1,856,233	1,906,049	3,400,276	2,632,123	Compensation of Employees	
(37,689)	(57,011)	(51,864)	(30,348)	Other Net Taxes on Production	
3,805,353	(449,350)	3,982,612	5,437,750	Operating Surplus, Gross	
4,223,438	1,904,196	5,704,781	3,485,336	Consumption of Fixed Capital	
(418,085)	(2,353,546)	(1,722,168)	1,952,414	Operating Surplus, Net	
15,039,296	**6,780,676**	**20,314,227**	**12,410,977**	TOTAL OUTPUT	

Jadual 15: Jadual Penggunaan pada Harga Pembeli, Komoditi mengikut Aktiviti (RM'000), 2020

Table 15: Use Tables at Purchasers' Prices, Commodity by Activity (RM'000), 2020

	Komoditi / Aktiviti	Perkhidmatan Operasi Lebuhraya, Jambatan dan Terowong *Highway, Bridge and Tunnel Operation Services*	Perkhidmatan Pos dan Kurier *Postal and Courier Activities*	Aktiviti Penerbitan *Publishing Activity*	Telekomunikasi *Telecommunications*
		101	102	103	104
1	Padi	-	-	-	-
2	Tanaman Makanan	-	-	-	-
3	Sayur-sayuran	-	-	-	-
4	Buah-buahan	-	-	-	-
5	Getah	-	-	-	-
6	Kelapa Sawit	-	-	-	-
7	Tanaman Bunga	-	-	-	-
8	Pertanian Lain	-	-	-	-
9	Ternakan Ayam dan Itik	-	-	-	-
10	Ternakan Lain	-	-	-	-
11	Perhutanan dan Pembalakan	-	-	-	-
12	Perikanan dan Akuakultur	-	-	-	-
13	Minyak Mentah dan Gas Asli	-	-	-	-
14	Perlombongan Bijih Besi	-	-	-	-
15	Pengkuarian Batu, Pasir dan Tanah Liat	-	-	-	-
16	Perlombongan dan Pengkuarian Lain	-	-	-	-
17	Pemprosesan dan Pengawetan Daging	-	-	-	-
18	Pemprosesan dan Pengawetan Makanan Laut	-	-	-	-
19	Pemprosesan dan Pengawetan Buah-buahan & Sayur-sayuran	-	-	-	-
20	Produk Tenusu	-	-	-	-
21	Minyak & Lemak Sayuran dan Haiwan	-	-	-	-
22	Produk Bijian, Kanji dan Produk Berkanji	-	-	-	-
23	Produk Bakeri	-	-	-	-
24	Manisan	-	-	-	-
25	Prosesan Makanan Lain	-	-	-	-
26	Makanan Haiwan Tersedia	-	-	-	-
27	Spirit, Wain dan Minuman Keras	-	-	-	-
28	Minuman Ringan, Air Mineral dan Minuman Lain yang Dibotolkan	-	-	-	-
29	Produk Tembakau	-	-	-	-
30	Penyediaan, Pemintalan dan Penenunan Tekstil	-	-	-	-
31	Penyiapan Akhir Tekstil	-	-	-	-
32	Tekstil Lain	-	-	-	-
33	Pakaian	3,058	2,807	2,769	19,920
34	Produk Kulit	-	-	-	-
35	Kasut	-	-	-	-
36	Pengilangan dan Pengetaman Kayu	-	-	-	-
37	Kepingan Venier dan Panel berasaskan Kayu	-	-	-	-
38	Pertukangan Kayu dan Tanggam untuk Jurubina	-	-	-	-
39	Bekas Kayu dan Produk Kayu Lain	-	-	-	-
40	Kertas dan Produk Kertas	-	-	6,851	-
41	Perabot	-	-	-	-
42	Penerbitan Semula Media Rakaman	-	-	-	-
43	Percetakan	3,931	129,352	339,123	258,785
44	Kok dan Produk Petroleum Bertapis	135,900	1,515,522	206,860	561,612
45	Kimia Asas	-	-	14,142	-
46	Baja dan Sebatian Nitrogen	-	-	-	-
47	Cat dan Varnis	-	-	128,236	-
48	Produk Farmaseutikal, Kimia Perubatan dan Botani	-	-	-	-
49	Sabun & Bahan Pencuci, Pencuci dan Pengilat, Pewangi dan Dandanan Diri	-	-	-	-
50	Produk Kimia Lain	-	-	-	-
51	Tayar dan Tiub Getah	-	-	-	-
52	Prosesan Getah	-	-	-	-
53	Sarung Tangan Getah	-	-	-	-
54	Produk Getah Lain	-	-	-	-
55	Produk Plastik	-	-	-	-
56	Kaca dan Produk Kaca	-	-	-	-
57	Produk Refraktori, Tanah Liat, Porselin dan Seramik	-	-	-	-
58	Simen, Kapur dan Plaster	-	-	-	-
59	Produk Mineral bukan Logam	-	-	-	-
60	Besi dan Keluli Asas	-	-	-	-
61	Logam Asas Berharga dan Logam bukan Ferus Lain	-	-	-	-
62	Pengacuan Logam	-	-	-	-
63	Produk Struktur Logam, Tangki, Takungan dan Penjana Wap	-	-	-	-
64	Produk Logam Lain yang Direka	-	-	-	-
65	Enjin & Turbin, Alatan Kuasa Bendalir, Pam, Pemampat, Kepala Paip dan Injap Lain	-	-	-	-
66	Jentera Kegunaan Umum Lain	-	-	-	-
67	Senjata, Peluru dan Mesin bertujuan Khas	-	-	37,256	-
68	Perkakasan Domestik	-	-	-	-

Jadual 15: Jadual Penggunaan pada Harga Pembeli, Komoditi mengikut Aktiviti (RM'000), 2020

Table 15: Use Tables at Purchasers' Prices, Commodity by Activity (RM'000), 2020

Aktiviti Wayang Gambar, Pemprograman dan Penyiaran *Motion Picture, Programming and Broadcasting Activities*	Perkhidmatan Komputer dan Maklumat *Computer and Information Services*	Perantaraan Kewangan *Monetary Intermediation*	Perkhidmatan Kewangan Lain *Other Financial Service*	Activity / Commodity	
105	106	107	108		
-	-	-	-	Paddy	1
-	-	-	-	Food Crops	2
-	-	-	-	Vegetables	3
-	-	-	-	Fruits	4
-	-	-	-	Rubber	5
-	-	-	-	Oil Palm	6
-	-	-	-	Flower Plants	7
-	-	-	-	Other Agriculture	8
-	-	-	-	Poultry Farming	9
-	-	-	-	Other Livestock	10
-	-	-	-	Forestry and Logging	11
-	-	-	-	Fishing and Aquaculture	12
-	-	-	-	Crude Oil and Natural Gas	13
-	-	-	-	Mining of Metal Ores	14
-	-	-	-	Quarrying of Stone, Sand and Clay	15
-	-	-	-	Other Mining and Quarrying	16
-	-	-	-	Processing and Preserving of Meat	17
-	-	-	-	Processing and Preserving of Seafood	18
-	-	-	-	Processing and Preserving of Fruits & Vegetables	19
-	-	-	-	Dairy Products	20
-	-	-	-	Vegetable & Animal Oils and Fats	21
-	-	-	-	Grain Mill Products, Starches and Starch Products	22
-	-	-	-	Bakery Products	23
-	-	-	-	Confectionery	24
-	-	-	-	Other Food Processing	25
-	-	-	-	Prepared Animal Feeds	26
-	-	-	-	Spirits, Wines and Liquors	27
-	-	-	-	Soft Drinks, Mineral Waters and Other Bottled Waters	28
-	-	-	-	Tobacco Products	29
-	-	-	-	Preparation, Spinning and Weaving of Textiles	30
-	-	-	-	Finishing of Textiles	31
-	-	-	-	Other Textiles	32
12,732	67,982	160,525	169,678	Wearing Apparel	33
-	-	-	-	Leather Products	34
-	-	-	-	Footwear	35
-	-	-	-	Sawmilling and Planning of Wood	36
-	-	-	-	Veneer Sheets and Wood-based Panels	37
-	-	-	-	Builders' Carpentry and Joinery	38
-	-	-	-	Wooden Containers and Other Wood Products	39
-	-	-	-	Paper and Paper Products	40
3,681	-	-	-	Furniture	41
-	-	-	-	Reproduction of Recorded Media	42
11,985	170,427	79,154	20,774	Printing	43
598,049	482,125	87,785	37,039	Coke and Refined Petroleum Products	44
-	-	-	-	Basic Chemicals	45
-	-	-	-	Fertilizers and Nitrogen Compounds	46
-	-	-	-	Paints and Varnishes	47
-	-	-	-	Pharmaceuticals, Medicinal Chemical and Botanical Products	48
-	-	-	-	Soaps & Detergents, Cleaning & Polishing, Perfumes and Toilet Preparations	49
-	-	-	-	Other Chemicals Products	50
-	-	-	-	Rubber Tyres and Tubes	51
-	-	-	-	Rubber Processing	52
-	-	-	-	Rubber Gloves	53
-	-	-	-	Other Rubber Products	54
-	-	-	-	Plastic Products	55
-	-	-	-	Glass and Glass Products	56
-	-	-	-	Refractory, Clay, Porcelain and Ceramic Products	57
-	-	-	-	Cement, Lime and Plaster	58
-	-	-	-	Non-Metallic Mineral Products	59
-	-	-	-	Basic Iron and Steel	60
-	-	-	-	Basic Precious and Other Non-Ferrous Metals	61
-	-	-	-	Casting of Metals	62
-	-	-	-	Structural Metal Products, Tanks, Reservoirs and Steam Generators	63
-	-	-	-	Other Fabricated Metal Products	64
-	-	-	-	Engines & Turbines, Fluid Power Equipment, Other Pumps, Compressors, Taps and Valves	65
-	-	-	-	Other General Purpose Machinery	66
-	-	-	-	Weapons, Ammunition and Special Purpose Machinery	67
-	-	-	-	Domestic Appliances	68

Jadual 15: Jadual Penggunaan pada Harga Pembeli, Komoditi mengikut Aktiviti (RM'000), 2020

Table 15: Use Tables at Purchasers' Prices, Commodity by Activity (RM'000), 2020

	Komoditi / Aktiviti	Perkhidmatan Operasi Lebuhraya, Jambatan dan Terowong *Highway, Bridge and Tunnel Operation Services*	Perkhidmatan Pos dan Kurier *Postal and Courier Activities*	Aktiviti Penerbitan *Publishing Activity*	Telekomunikasi *Telecommunications*
		101	102	103	104
69	Komputer, Peranti, Mesin dan Kelengkapan Pejabat	-	-	-	-
70	Motor Elektrik, Penjana dan Transformer	-	-	-	-
71	Perkakasan Pengagihan & Pengawalan Elektrik, Bateri dan Akumulator	-	-	-	-
72	Kabel Gentian Optikal, Elektronik dan Elektrik Lain	-	-	-	-
73	Alatan Pendawaian, Kelengkapan Pencahayaan Elektrik dan Elektrik Lain	-	-	-	-
74	Komponen dan Papan Elektronik	-	-	-	1,893,428
75	Peralatan Komunikasi dan Elektronik Pengguna	-	-	2,719	1,497,019
76	Peralatan Penyinaran, Perubatan Elektro dan Elektroterapeutik	-	-	-	-
77	Kelengkapan Mengukur, Menguji, Memandu Arah dan Kawalan	-	-	-	-
78	Instrumen Optikal, Alatan Fotografi, Media Magnetik dan Optikal	-	-	-	-
79	Jam Tangan dan Jam	-	-	-	-
80	Kenderaan Bermotor, Treler dan Semi Treler	1,234,615	49,375	6,888	77,453
81	Motosikal	-	-	-	-
82	Kapal, Bot, Basikal dan 'Invalid Carriages'	-	-	-	-
83	Kelengkapan Pengangkutan Lain	-	-	-	-
84	Pembuatan Lain	1,086	49,647	-	28,769
85	Pembaikan & Pemasangan Mesin dan Kelengkapan	-	-	6,139	236,432
86	Elektrik dan Gas	53,263	121,912	29,064	1,200,035
87	Air	6,921	28,799	2,703	38,524
88	Pembetungan, Pengurusan Sisa dan Aktiviti Pemulihan	1,718	15,649	1,298	55,108
89	Bangunan Kediaman	-	-	-	-
90	Bangunan Bukan Kediaman	-	-	-	-
91	Kejuruteraan Awam	-	-	-	-
92	Aktiviti Pembinaan Pertukangan Khas	-	7,337	-	1,742,821
93	Perdagangan Borong & Runcit, Pembaikan Kenderaan Bermotor dan Motosikal	24,640	3,837	1,061	11,929
94	Penginapan	-	-	10,804	76,681
95	Makanan dan Minuman	20,591	8,745	17,245	793,978
96	Pengangkutan Darat	-	-	-	6,899
97	Pengangkutan Air	-	-	-	5
98	Pengangkutan Udara	-	-	-	91,773
99	Penggudangan dan Aktiviti Sokongan untuk Pengangkutan	-	-	-	406
100	Perkhidmatan berkaitan Pengangkutan Air dan Udara	-	-	-	-
101	Perkhidmatan Operasi Lebuhraya, Jambatan dan Terowong	545,966	33,050	-	-
102	Perkhidmatan Pos dan Kurier	424	835,744	2,918	17,282
103	Aktiviti Penerbitan	-	-	470,614	8,780
104	Telekomunikasi	6,828	112,536	68,988	27,694,275
105	Aktiviti Wayang Gambar, Pemprograman dan Penyiaran	-	-	-	-
106	Perkhidmatan Komputer dan Maklumat	1,953	142,773	498,893	12,537,730
107	Perantaraan Kewangan	30,630	53,651	30,519	783,818
108	Perkhidmatan Kewangan Lain	3,835	4,792	3,205	86,745
109	Insurans/ Takaful dan Tabungan Pencen	11,798	308,842	49,584	228,373
110	Aktiviti Sokongan Perkhidmatan Kewangan dan Insurans/ Takaful	320	2,075	6,380	245,205
111	Hartanah	14,889	2,476	5,456	288,886
112	Pemilikan Kediaman	-	-	-	-
113	Sewaan dan Pajakan	4,583	82,939	2,490	1,335,173
114	Penyelidikan dan Pembangunan Saintifik	-	-	-	-
115	Profesional	143,371	240,869	302,587	5,404,760
116	Perkhidmatan Perniagaan	23,843	88,080	16,468	385,279
117	Pentadbiran Awam	-	-	-	-
118	Pendidikan	-	-	-	-
119	Kesihatan	-	-	-	-
120	Ketenteraman dan Keselamatan Awam	-	-	-	-
121	Pentadbiran Awam Lain	-	-	-	-
122	Institusi bukan Keuntungan yang Berkhidmat kepada Isi Rumah	-	-	-	-
123	Kesenian, Hiburan dan Rekreasi	-	-	-	-
124	Perkhidmatan Swasta Lain	3,349	19,225	-	488,629
	JUMLAH INPUT PERANTARAAN	**2,277,510**	**3,860,034**	**2,271,259**	**58,096,513**
	Pembelian Langsung oleh Residen di Luar Negeri	-	-	-	-
	Pembelian Dalam Negeri oleh Bukan Residen	-	-	-	-
	JUMLAH INPUT	**2,277,510**	**3,860,034**	**2,271,259**	**58,096,513**
	Nilai Ditambah Kasar	**7,217,930**	**2,975,206**	**2,221,841**	**61,391,594**
	Pampasan Pekerja	984,977	2,345,399	831,291	9,728,154
	Cukai Bersih Lain ke atas Pengeluaran	(24,034)	(12,859)	(10,665)	(232,108)
	Lebihan Kendalian, Kasar	6,256,987	642,666	1,401,214	51,895,548
	Penggunaan Modal Tetap	2,666,575	1,919,519	284,477	7,565,290
	Lebihan Kendalian, Bersih	3,590,413	(1,276,853)	1,116,737	44,330,259
	JUMLAH OUTPUT	**9,495,440**	**6,835,240**	**4,493,100**	**119,488,107**

Jadual 15: Jadual Penggunaan pada Harga Pembeli, Komoditi mengikut Aktiviti (RM'000), 2020

Table 15: Use Tables at Purchasers' Prices, Commodity by Activity (RM'000), 2020

Aktiviti Wayang Gambar, Pemprograman dan Penyiaran *Motion Picture, Programming and Broadcasting Activities*	Perkhidmatan Komputer dan Maklumat *Computer and Information Services*	Perantaraan Kewangan *Monetary Intermediation*	Perkhidmatan Kewangan Lain *Other Financial Service*	*Activity* / *Commodity*	
105	106	107	108		
-	1,140,859	83,047	8,600	*Computers, Peripheral, Office Equipment and Machinery*	69
-	-	-	-	*Electric Motors, Generators and Transformers*	70
-	-	-	-	*Electricity Distribution & Control Apparatus, Batteries and Accumulators*	71
-	-	-	-	*Fibre Optic Cables, Electronic and Other Electric*	72
1,220	-	-	-	*Wiring Devices, Electric Lighting Equipment and Other Electrical*	73
-	1,893,710	-	-	*Electronic Components and Boards*	74
-	1,302,036	-	-	*Communication Equipment and Consumer Electronics*	75
-	-	-	-	*Irradiation Equipment, Electro Medical and Electrotherapeutic*	76
-	-	-	-	*Measuring Equipment, Testing, Navigating and Control*	77
44,803	-	-	-	*Optical Instruments, Photographic Equipment, Magnetic and Optical Media*	78
-	-	-	-	*Watches and Clocks*	79
7,571	32,717	288,839	78,025	*Motor Vehicles, Trailers and Semi Trailers*	80
-	-	-	-	*Motorcycles*	81
-	-	-	-	*Ships, Boats, Bicycles and Invalid Carriages*	82
-	-	-	-	*Other Transport Equipment*	83
5,044	27,012	9,112	8,767	*Other Manufacturing*	84
37,616	31,260	8,612	2,090	*Repair & Installation of Machinery and Equipment*	85
62,349	332,433	48,096	532	*Electricity and Gas*	86
3,528	46,544	30,106	2,084	*Water*	87
3,922	27,102	505,877	13,971	*Sewerage, Waste Management and Remediation Activities*	88
-	-	-	-	*Residential Buildings*	89
-	-	-	-	*Non-Residential Buildings*	90
-	-	-	-	*Civil Engineering*	91
155,524	1,802,295	600,107	154,037	*Specialised Construction Activities*	92
1,166	5,039	44,487	12,018	*Wholesale & Retail Trade, Repair of Motor Vehicles and Motorcycles*	93
19,433	142,455	-	-	*Accommodation*	94
91,951	749,216	32,147	17,850	*Food and Beverage*	95
-	-	933	345	*Land Transport*	96
-	-	1	-	*Water Transport*	97
4,650	48,141	33,925	6,189	*Air Transport*	98
-	-	55	20	*Warehousing and Support Activities for Transportation*	99
-	-	-	-	*Services Incidental to Water and Air Transportation*	100
-	-	-	-	*Highway Operation Services, Bridge and Tunnel*	101
14,495	89,003	92,620	10,230	*Postal and Courier Activities*	102
-	-	598,770	34,345	*Publishing Activities*	103
672,628	786,273	244,064	189,341	*Telecommunications*	104
3,533,511	-	-	-	*Motion Picture, Programming and Broadcasting Activities*	105
53,064	11,033,981	3,867	7,559	*Computer and Information Services*	106
85,342	316,328	1,297,205	285,526	*Monetary Intermediation*	107
24,631	61,849	52,635	3,184,439	*Other Financial Service*	108
62,274	187,203	185,367	39,670	*Insurance/ Takaful and Pension Funding*	109
4,475	151,295	2,024,642	675,373	*Activities Auxiliary to Financial Service and Insurance/ Takaful*	110
17,013	66,170	206,653	95,532	*Real Estate*	111
-	-	-	-	*Ownership of Dwellings*	112
148,463	24,842	66,228	49,107	*Rental and Leasing*	113
-	-	-	-	*Scientific Research and Development*	114
586,703	2,049,666	15,869,087	2,277,386	*Professional*	115
55,323	232,970	178,107	23,148	*Business Services*	116
-	-	-	-	*Public Administration*	117
-	-	-	-	*Education*	118
-	-	-	-	*Health*	119
-	-	-	-	*Public Order and Safety*	120
-	-	-	-	*Other Public Administration*	121
-	-	-	-	*Non-Profit Institutions Serving Households*	122
-	-	-	-	*Arts, Entertainment and Recreation*	123
17,639	167,925	46,378	12,738	*Other Private Services*	124
6,340,786	**23,468,857**	**22,878,428**	**7,416,411**	*TOTAL INTERMEDIATE INPUT*	
-	-	-	-	*Direct Purchases Abroad by Residents*	
-	-	-	-	*Domestic Purchases by Non-Residents*	
6,340,786	**23,468,857**	**22,878,428**	**7,416,411**	*TOTAL INPUT*	
4,981,310	**19,178,321**	**59,366,070**	**5,971,507**	*Gross Value Added*	
1,424,606	9,221,034	23,299,413	2,122,062	*Compensation of Employees*	
(26,485)	(88,005)	(177,254)	(22,898)	*Other Net Taxes on Production*	
3,583,189	10,045,292	36,243,911	3,872,343	*Operating Surplus, Gross*	
716,849	2,700,170	3,202,801	521,358	*Consumption of Fixed Capital*	
2,866,340	7,345,122	33,041,109	3,350,985	*Operating Surplus, Net*	
11,322,096	**42,647,178**	**82,244,498**	**13,387,918**	*TOTAL OUTPUT*	

Jadual 15: Jadual Penggunaan pada Harga Pembeli, Komoditi mengikut Aktiviti (RM'000), 2020

Table 15: Use Tables at Purchasers' Prices, Commodity by Activity (RM'000), 2020

	Komoditi / Aktiviti	Insurans/ Takaful dan Tabungan Pencen *Insurance/ Takaful and Pension Funding*	Aktiviti Sokongan Perkhidmatan Kewangan dan Insurans/ Takaful *Activities Auxiliary to Financial Service and Insurance/ Takaful*	Hartanah *Real Estate*	Pemilikan Kediaman *Ownership of Dwellings*
		109	110	111	112
1	Padi	-	-	-	-
2	Tanaman Makanan	-	-	-	-
3	Sayur-sayuran	-	-	-	-
4	Buah-buahan	-	-	-	-
5	Getah	-	-	-	-
6	Kelapa Sawit	-	-	-	-
7	Tanaman Bunga	-	-	-	-
8	Pertanian Lain	-	-	-	-
9	Ternakan Ayam dan Itik	-	-	-	-
10	Ternakan Lain	-	-	-	-
11	Perhutanan dan Pembalakan	-	-	-	-
12	Perikanan dan Akuakultur	-	-	-	-
13	Minyak Mentah dan Gas Asli	-	-	-	-
14	Perlombongan Bijih Besi	-	-	-	-
15	Pengkuarian Batu, Pasir dan Tanah Liat	-	-	-	-
16	Perlombongan dan Pengkuarian Lain	-	-	-	-
17	Pemprosesan dan Pengawetan Daging	-	-	-	-
18	Pemprosesan dan Pengawetan Makanan Laut	-	-	-	-
19	Pemprosesan dan Pengawetan Buah-buahan & Sayur-sayuran	-	-	-	-
20	Produk Tenusu	-	-	-	-
21	Minyak & Lemak Sayuran dan Haiwan	-	-	-	-
22	Produk Bijian, Kanji dan Produk Berkanji	-	-	-	-
23	Produk Bakeri	-	-	-	-
24	Manisan	-	-	-	-
25	Prosesan Makanan Lain	-	-	-	-
26	Makanan Haiwan Tersedia	-	-	-	-
27	Spirit, Wain dan Minuman Keras	-	-	-	-
28	Minuman Ringan, Air Mineral dan Minuman Lain yang Dibotolkan	-	-	-	-
29	Produk Tembakau	-	-	-	-
30	Penyediaan, Pemintalan dan Penenunan Tekstil	-	-	-	-
31	Penyiapan Akhir Tekstil	-	-	-	-
32	Tekstil Lain	-	-	-	-
33	Pakaian	7,704	2,590	3,883	-
34	Produk Kulit	-	-	-	-
35	Kasut	-	-	-	-
36	Pengilangan dan Pengetaman Kayu	-	-	-	-
37	Kepingan Venier dan Panel berasaskan Kayu	-	-	-	-
38	Pertukangan Kayu dan Tanggam untuk Jurubina	-	-	-	-
39	Bekas Kayu dan Produk Kayu Lain	-	-	-	-
40	Kertas dan Produk Kertas	-	-	-	60,106
41	Perabot	-	-	-	-
42	Penerbitan Semula Media Rakaman	-	-	-	-
43	Percetakan	179,879	27,785	68,489	-
44	Kok dan Produk Petroleum Bertapis	87,956	81,944	4,940,015	-
45	Kimia Asas	-	-	-	66,497
46	Baja dan Sebatian Nitrogen	-	-	-	-
47	Cat dan Varnis	-	-	-	116,484
48	Produk Farmaseutikal, Kimia Perubatan dan Botani	-	-	-	-
49	Sabun & Bahan Pencuci, Pencuci dan Pengilat, Pewangi dan Dandanan Diri	-	-	-	-
50	Produk Kimia Lain	-	-	-	-
51	Tayar dan Tiub Getah	-	-	-	-
52	Prosesan Getah	-	-	-	-
53	Sarung Tangan Getah	-	-	-	-
54	Produk Getah Lain	-	-	-	-
55	Produk Plastik	-	-	-	394,282
56	Kaca dan Produk Kaca	-	-	-	-
57	Produk Refraktori, Tanah Liat, Porselin dan Seramik	-	-	-	451,383
58	Simen, Kapur dan Plaster	-	-	-	-
59	Produk Mineral bukan Logam	-	-	-	-
60	Besi dan Keluli Asas	-	-	-	-
61	Logam Asas Berharga dan Logam bukan Ferus Lain	-	-	-	-
62	Pengacuan Logam	-	-	-	-
63	Produk Struktur Logam, Tangki, Takungan dan Penjana Wap	-	-	-	-
64	Produk Logam Lain yang Direka	-	-	-	-
65	Enjin & Turbin, Alatan Kuasa Bendalir, Pam, Pemampat, Kepala Paip dan Injap Lain	-	-	-	-
66	Jentera Kegunaan Umum Lain	-	-	-	-
67	Senjata, Peluru dan Mesin bertujuan Khas	-	-	-	-
68	Perkakasan Domestik	-	-	-	-

Jadual 15: Jadual Penggunaan pada Harga Pembeli, Komoditi mengikut Aktiviti (RM'000), 2020

Table 15: Use Tables at Purchasers' Prices, Commodity by Activity (RM'000), 2020

Sewaan dan Pajakan *Rental and Leasing*	Penyelidikan dan Pembangunan Saintifik *Scientific Research and Development*	Profesional *Professional*	Perkhidmatan Perniagaan *Business Services*	Activity / Commodity	
113	114	115	116		
-	-	-	-	Paddy	1
-	-	-	-	Food Crops	2
-	-	-	-	Vegetables	3
-	-	-	-	Fruits	4
-	-	-	-	Rubber	5
-	-	-	-	Oil Palm	6
-	-	-	-	Flower Plants	7
-	-	-	-	Other Agriculture	8
-	-	-	-	Poultry Farming	9
-	-	-	-	Other Livestock	10
-	-	-	-	Forestry and Logging	11
-	-	-	-	Fishing and Aquaculture	12
-	-	-	-	Crude Oil and Natural Gas	13
-	-	-	-	Mining of Metal Ores	14
-	-	-	-	Quarrying of Stone, Sand and Clay	15
-	-	-	-	Other Mining and Quarrying	16
-	-	-	-	Processing and Preserving of Meat	17
-	-	-	-	Processing and Preserving of Seafood	18
-	-	-	-	Processing and Preserving of Fruits & Vegetables	19
-	-	-	-	Dairy Products	20
-	-	-	-	Vegetable & Animal Oils and Fats	21
-	-	-	-	Grain Mill Products, Starches and Starch Products	22
-	-	-	-	Bakery Products	23
-	-	-	-	Confectionery	24
-	-	-	-	Other Food Processing	25
-	-	-	-	Prepared Animal Feeds	26
-	-	-	-	Spirits, Wines and Liquors	27
-	-	-	-	Soft Drinks, Mineral Waters and Other Bottled Waters	28
-	-	-	-	Tobacco Products	29
-	-	-	-	Preparation, Spinning and Weaving of Textiles	30
-	-	-	-	Finishing of Textiles	31
-	-	-	-	Other Textiles	32
4,541	8,857	22,090	33,149	Wearing Apparel	33
-	-	-	-	Leather Products	34
-	-	-	-	Footwear	35
-	-	-	-	Sawmilling and Planning of Wood	36
-	-	-	-	Veneer Sheets and Wood-based Panels	37
-	-	-	-	Builders' Carpentry and Joinery	38
-	-	-	-	Wooden Containers and Other Wood Products	39
29,030	8,929	308,287	156,980	Paper and Paper Products	40
-	-	-	-	Furniture	41
-	-	-	-	Reproduction of Recorded Media	42
25,412	31,976	588,571	148,943	Printing	43
131,782	66,454	1,057,430	504,004	Coke and Refined Petroleum Products	44
-	16,727	72,717	-	Basic Chemicals	45
-	-	-	1,945	Fertilizers and Nitrogen Compounds	46
-	29,302	120,070	-	Paints and Varnishes	47
-	-	21,714	-	Pharmaceuticals, Medicinal Chemical and Botanical Products	48
-	-	-	-	Soaps & Detergents, Cleaning & Polishing, Perfumes and Toilet Preparations	49
-	-	50,780	-	Other Chemicals Products	50
95,179	-	-	170,948	Rubber Tyres and Tubes	51
-	-	-	-	Rubber Processing	52
-	-	-	-	Rubber Gloves	53
-	-	-	-	Other Rubber Products	54
-	-	270	-	Plastic Products	55
-	-	-	-	Glass and Glass Products	56
-	-	-	-	Refractory, Clay, Porcelain and Ceramic Products	57
-	-	-	-	Cement, Lime and Plaster	58
-	-	-	-	Non-Metallic Mineral Products	59
-	-	-	-	Basic Iron and Steel	60
-	-	-	-	Basic Precious and Other Non-Ferrous Metals	61
-	-	-	-	Casting of Metals	62
-	-	-	-	Structural Metal Products, Tanks, Reservoirs and Steam Generators	63
-	-	-	-	Other Fabricated Metal Products	64
-	-	-	-	Engines & Turbines, Fluid Power Equipment, Other Pumps, Compressors, Taps and Valves	65
-	-	-	-	Other General Purpose Machinery	66
-	-	-	-	Weapons, Ammunition and Special Purpose Machinery	67
-	-	-	-	Domestic Appliances	68

Jadual 15: Jadual Penggunaan pada Harga Pembeli, Komoditi mengikut Aktiviti (RM'000), 2020

Table 15: Use Tables at Purchasers' Prices, Commodity by Activity (RM'000), 2020

	Komoditi / Aktiviti	Insurans/ Takaful dan Tabungan Pencen *Insurance/ Takaful and Pension Funding*	Aktiviti Sokongan Perkhidmatan Kewangan dan Insurans/ Takaful *Activities Auxiliary to Financial Service and Insurance/ Takaful*	Hartanah *Real Estate*	Pemilikan Kediaman *Ownership of Dwellings*
		109	110	111	112
69	Komputer, Peranti, Mesin dan Kelengkapan Pejabat	601,390	4,902	17,472	-
70	Motor Elektrik, Penjana dan Transformer	-	-	-	-
71	Perkakasan Pengagihan & Pengawalan Elektrik, Bateri dan Akumulator	-	-	-	-
72	Kabel Gentian Optikal, Elektronik dan Elektrik Lain	-	-	-	-
73	Alatan Pendawaian, Kelengkapan Pencahayaan Elektrik dan Elektrik Lain	-	-	-	-
74	Komponen dan Papan Elektronik	-	-	-	-
75	Peralatan Komunikasi dan Elektronik Pengguna	-	-	-	110,833
76	Peralatan Penyinaran, Perubatan Elektro dan Elektroterapeutik	-	-	-	-
77	Kelengkapan Mengukur, Menguji, Memandu Arah dan Kawalan	-	-	-	-
78	Instrumen Optikal, Alatan Fotografi, Media Magnetik dan Optikal	-	-	-	-
79	Jam Tangan dan Jam	-	-	-	-
80	Kenderaan Bermotor, Treler dan Semi Treler	32,394	8,961	32,581	-
81	Motosikal	-	-	-	-
82	Kapal, Bot, Basikal dan 'Invalid Carriages'	-	-	-	-
83	Kelengkapan Pengangkutan Lain	-	-	-	-
84	Pembuatan Lain	14,933	11,340	23,130	-
85	Pembaikan & Pemasangan Mesin dan Kelengkapan	3,250	4,219	25,815	-
86	Elektrik dan Gas	15,462	3,811	438,710	-
87	Air	5,582	884	82,751	-
88	Pembetungan, Pengurusan Sisa dan Aktiviti Pemulihan	23,273	21,701	21,796	-
89	Bangunan Kediaman	-	-	-	-
90	Bangunan Bukan Kediaman	-	-	-	-
91	Kejuruteraan Awam	-	-	-	-
92	Aktiviti Pembinaan Pertukangan Khas	237,518	290,667	93,016	4,658,106
93	Perdagangan Borong & Runcit, Pembaikan Kenderaan Bermotor dan Motosikal	4,989	1,380	5,018	-
94	Penginapan	-	-	57,774	-
95	Makanan dan Minuman	325,519	58,149	58,142	-
96	Pengangkutan Darat	7,503	821	-	-
97	Pengangkutan Air	6	1	-	-
98	Pengangkutan Udara	116,324	9,830	-	-
99	Penggudangan dan Aktiviti Sokongan untuk Pengangkutan	443	48	-	-
100	Perkhidmatan berkaitan Pengangkutan Air dan Udara	-	-	-	-
101	Perkhidmatan Operasi Lebuhraya, Jambatan dan Terowong	-	-	-	-
102	Perkhidmatan Pos dan Kurier	84,510	11,231	15,868	-
103	Aktiviti Penerbitan	430,909	58,595	-	-
104	Telekomunikasi	660,309	203,457	590,328	-
105	Aktiviti Wayang Gambar, Pemprograman dan Penyiaran	-	-	-	-
106	Perkhidmatan Komputer dan Maklumat	164,162	11,419	11,796	-
107	Perantaraan Kewangan	716,281	383,277	1,509,130	907,490
108	Perkhidmatan Kewangan Lain	165,870	1,023,387	234,528	68,677
109	Insurans/ Takaful dan Tabungan Pencen	290,641	129,623	158,444	91,213
110	Aktiviti Sokongan Perkhidmatan Kewangan dan Insurans/ Takaful	2,362,494	538,113	36,460	-
111	Hartanah	74,666	24,046	557,487	-
112	Pemilikan Kediaman	-	-	-	-
113	Sewaan dan Pajakan	486,270	1,273,987	65,135	-
114	Penyelidikan dan Pembangunan Saintifik	-	-	-	-
115	Profesional	6,179,259	1,907,492	2,257,671	-
116	Perkhidmatan Perniagaan	127,894	230,619	147,997	-
117	Pentadbiran Awam	-	-	-	-
118	Pendidikan	-	-	-	-
119	Kesihatan	-	-	-	-
120	Ketenteraman dan Keselamatan Awam	-	-	-	-
121	Pentadbiran Awam Lain	-	-	-	-
122	Institusi bukan Keuntungan yang Berkhidmat kepada Isi Rumah	-	-	-	-
123	Kesenian, Hiburan dan Rekreasi	-	-	-	-
124	Perkhidmatan Swasta Lain	20,143	24,795	62,758	-
	JUMLAH INPUT PERANTARAAN	**13,427,532**	**6,349,076**	**11,516,197**	**6,925,071**
	Pembelian Langsung oleh Residen di Luar Negeri	-	-	-	-
	Pembelian Dalam Negeri oleh Bukan Residen	-	-	-	-
	JUMLAH INPUT	**13,427,532**	**6,349,076**	**11,516,197**	**6,925,071**
	Nilai Ditambah Kasar	**24,375,545**	**6,725,046**	**20,019,918**	**33,914,644**
	Pampasan Pekerja	4,589,809	2,465,589	4,369,152	-
	Cukai Bersih Lain ke atas Pengeluaran	(76,922)	(24,105)	(80,612)	-
	Lebihan Kendalian, Kasar	19,862,658	4,283,562	15,731,379	33,914,644
	Penggunaan Modal Tetap	1,472,144	509,138	8,847,424	22,981,626
	Lebihan Kendalian, Bersih	18,390,514	3,774,424	6,883,955	10,933,018
	JUMLAH OUTPUT	**37,803,077**	**13,074,121**	**31,536,114**	**40,839,715**

Jadual 15: Jadual Penggunaan pada Harga Pembeli, Komoditi mengikut Aktiviti (RM'000), 2020

Table 15: Use Tables at Purchasers' Prices, Commodity by Activity (RM'000), 2020

Sewaan dan Pajakan *Rental and Leasing*	Penyelidikan dan Pembangunan Saintifik *Scientific Research and Development*	Profesional *Professional*	Perkhidmatan Perniagaan *Business Services*	Activity / Commodity	
113	114	115	116		
51	198,946	634,421	13,729	Computers, Peripheral, Office Equipment and Machinery	69
-	-	-	-	Electric Motors, Generators and Transformers	70
1,168	-	-	13,126	Electricity Distribution & Control Apparatus, Batteries and Accumulators	71
-	-	-	-	Fibre Optic Cables, Electronic and Other Electric	72
1,025	-	-	8,933	Wiring Devices, Electric Lighting Equipment and Other Electrical	73
-	-	-	-	Electronic Components and Boards	74
25,718	29,963	1,008,202	120,873	Communication Equipment and Consumer Electronics	75
-	-	-	-	Irradiation Equipment, Electro Medical and Electrotherapeutic	76
-	49,940	2,567,333	-	Measuring Equipment, Testing, Navigating and Control	77
-	-	92	-	Optical Instruments, Photographic Equipment, Magnetic and Optical Media	78
-	-	-	-	Watches and Clocks	79
227,787	5,802	164,682	642,272	Motor Vehicles, Trailers and Semi Trailers	80
-	-	-	-	Motorcycles	81
-	-	-	-	Ships, Boats, Bicycles and Invalid Carriages	82
-	-	-	-	Other Transport Equipment	83
9,503	-	26,226	56,363	Other Manufacturing	84
89,668	-	170,346	156,449	Repair & Installation of Machinery and Equipment	85
28,465	93,350	577,851	119,533	Electricity and Gas	86
5,669	20,170	74,763	28,511	Water	87
7,730	8,378	43,893	25,487	Sewerage, Waste Management and Remediation Activities	88
-	-	-	-	Residential Buildings	89
-	-	-	-	Non-Residential Buildings	90
-	-	-	-	Civil Engineering	91
340,651	85,865	448,018	469,201	Specialised Construction Activities	92
4,695	894	15,604	22,928	Wholesale & Retail Trade, Repair of Motor Vehicles and Motorcycles	93
25,773	-	9,529	115,591	Accommodation	94
66,107	27,718	808,400	471,316	Food and Beverage	95
6,212	-	9,143	12,293	Land Transport	96
6	-	7	41	Water Transport	97
3,530	12,187	112,497	54,360	Air Transport	98
366	-	552	2,682	Warehousing and Support Activities for Transportation	99
-	-	-	-	Services Incidental to Water and Air Transportation	100
-	-	-	-	Highway Operation Services, Bridge and Tunnel	101
3,295	3,644	96,941	24,545	Postal and Courier Activities	102
-	-	4,889	-	Publishing Activities	103
64,958	22,442	608,374	222,442	Telecommunications	104
-	-	-	-	Motion Picture, Programming and Broadcasting Activities	105
2,139	8,081	50,763	8,635	Computer and Information Services	106
215,424	794	8,787	1,051,906	Monetary Intermediation	107
5,305	1,308	333,716	27,765	Other Financial Service	108
95,671	15,862	286,518	211,501	Insurance/ Takaful and Pension Funding	109
2,784	3,561	56,779	12,691	Activities Auxiliary to Financial Service and Insurance/ Takaful	110
26,494	10,522	329,375	436,229	Real Estate	111
-	-	-	-	Ownership of Dwellings	112
10,371	111,684	266,493	105,990	Rental and Leasing	113
-	-	-	-	Scientific Research and Development	114
415,205	448,985	6,808,312	3,756,198	Professional	115
81,989	46,382	269,134	1,391,044	Business Services	116
-	-	-	-	Public Administration	117
-	-	-	-	Education	118
-	-	-	-	Health	119
-	-	-	-	Public Order and Safety	120
-	-	-	-	Other Public Administration	121
-	-	-	-	Non-Profit Institutions Serving Households	122
-	-	-	-	Arts, Entertainment and Recreation	123
3,475	-	164,162	9,016	Other Private Services	124
2,057,177	**1,368,723**	**18,197,734**	**10,607,618**	TOTAL INTERMEDIATE INPUT	
-	-	-	-	Direct Purchases Abroad by Residents	
-	-	-	-	Domestic Purchases by Non-Residents	
2,057,177	**1,368,723**	**18,197,734**	**10,607,618**	TOTAL INPUT	
2,342,984	**1,952,523**	**29,027,251**	**8,376,970**	Gross Value Added	
653,915	706,378	15,079,519	5,203,711	Compensation of Employees	
(10,033)	(7,016)	(111,037)	(64,917)	Other Net Taxes on Production	
1,699,102	1,253,161	14,058,769	3,238,176	Operating Surplus, Gross	
105,282	79,467	1,129,941	454,240	Consumption of Fixed Capital	
1,593,820	1,173,694	12,928,828	2,783,936	Operating Surplus, Net	
4,400,162	**3,321,246**	**47,224,985**	**18,984,588**	TOTAL OUTPUT	

Jadual 15: Jadual Penggunaan pada Harga Pembeli, Komoditi mengikut Aktiviti (RM'000), 2020

Table 15: Use Tables at Purchasers' Prices, Commodity by Activity (RM'000), 2020

	Komoditi / Aktiviti	Pentadbiran Awam *Public Administration*	Pendidikan *Education*	Kesihatan *Health*	Ketenteraman dan Keselamatan Awam *Public Order and Safety*
		117	118	119	120
1	Padi	-	-	-	-
2	Tanaman Makanan	-	-	-	-
3	Sayur-sayuran	-	-	-	-
4	Buah-buahan	-	-	-	-
5	Getah	-	-	-	-
6	Kelapa Sawit	-	-	-	-
7	Tanaman Bunga	-	-	-	-
8	Pertanian Lain	-	-	-	-
9	Ternakan Ayam dan Itik	-	-	-	-
10	Ternakan Lain	-	-	-	-
11	Perhutanan dan Pembalakan	-	-	-	-
12	Perikanan dan Akuakultur	-	-	-	-
13	Minyak Mentah dan Gas Asli	-	-	-	-
14	Perlombongan Bijih Besi	-	-	-	-
15	Pengkuarian Batu, Pasir dan Tanah Liat	-	-	-	-
16	Perlombongan dan Pengkuarian Lain	-	-	-	-
17	Pemprosesan dan Pengawetan Daging	9,078	-	25,369	47,445
18	Pemprosesan dan Pengawetan Makanan Laut	9,697	-	42,655	33,085
19	Pemprosesan dan Pengawetan Buah-buahan & Sayur-sayuran	2,976	2	8,708	10,416
20	Produk Tenusu	2,871	1	12,033	3,953
21	Minyak & Lemak Sayuran dan Haiwan	5,950	1	20,688	10,644
22	Produk Bijian, Kanji dan Produk Berkanji	5,338	-	13,504	18,598
23	Produk Bakeri	3,490	14	20,415	13,083
24	Manisan	-	-	-	-
25	Prosesan Makanan Lain	37,550	66,396	17,655	29,154
26	Makanan Haiwan Tersedia	41,852	126	46	6,279
27	Spirit, Wain dan Minuman Keras	-	-	-	-
28	Minuman Ringan, Air Mineral dan Minuman Lain yang Dibotolkan	2,363	569	1,404	5,066
29	Produk Tembakau	-	-	-	-
30	Penyediaan, Pemintalan dan Penenunan Tekstil	2,639	2,588	4,640	58,769
31	Penyiapan Akhir Tekstil	-	-	-	-
32	Tekstil Lain	-	-	-	-
33	Pakaian	110,610	26,870	23,643	204,514
34	Produk Kulit	-	-	-	-
35	Kasut	-	-	-	-
36	Pengilangan dan Pengetaman Kayu	1,593	455	26	3,401
37	Kepingan Venier dan Panel berasaskan Kayu	4,772	573	36	2,002
38	Pertukangan Kayu dan Tanggam untuk Jurubina	483	858	22	1,570
39	Bekas Kayu dan Produk Kayu Lain	-	-	-	-
40	Kertas dan Produk Kertas	15,574	826,854	33,946	3,688
41	Perabot	15,077	1,539	2,133	4,612
42	Penerbitan Semula Media Rakaman	-	-	-	-
43	Percetakan	267,217	341,077	110,777	138,131
44	Kok dan Produk Petroleum Bertapis	522,577	278,643	235,818	336,513
45	Kimia Asas	14,750	2,760	8,516	13,734
46	Baja dan Sebatian Nitrogen	25,005	58	8,730	560
47	Cat dan Varnis	2,739	2,007	80	10,110
48	Produk Farmaseutikal, Kimia Perubatan dan Botani	164,008	520,387	1,989,229	45,637
49	Sabun & Bahan Pencuci, Pencuci dan Pengilat, Pewangi dan Dandanan Diri	1,665	403	1,350	4,385
50	Produk Kimia Lain	10,795	913	5,372	4,874
51	Tayar dan Tiub Getah	25,624	1,845	2,438	158,918
52	Prosesan Getah	84	25	7	433
53	Sarung Tangan Getah	297	110	10	904
54	Produk Getah Lain	607	230	17	1,708
55	Produk Plastik	3,142	89	87,614	1,678
56	Kaca dan Produk Kaca	118	79	2	203
57	Produk Refraktori, Tanah Liat, Porselin dan Seramik	4,303	2,109	123	7,253
58	Simen, Kapur dan Plaster	-	-	-	-
59	Produk Mineral bukan Logam	22,050	833	111	2,916
60	Besi dan Keluli Asas	3,327	527	8	4,904
61	Logam Asas Berharga dan Logam bukan Ferus Lain	10,216	1,195	6	5,728
62	Pengacuan Logam	-	-	-	-
63	Produk Struktur Logam, Tangki, Takungan dan Penjana Wap	346	55	1	510
64	Produk Logam Lain yang Direka	6,469	322	100	461,900
65	Enjin & Turbin, Alatan Kuasa Bendalir, Pam, Pemampat, Kepala Paip dan Injap Lain	54,489	20,785	11,235	6,071
66	Jentera Kegunaan Umum Lain	6,055	1,683	1,920	6,361
67	Senjata, Peluru dan Mesin bertujuan Khas	5,036	907	152	94,426
68	Perkakasan Domestik	266	35	-	-

Jadual 15: Jadual Penggunaan pada Harga Pembeli, Komoditi mengikut Aktiviti (RM'000), 2020

Table 15: Use Tables at Purchasers' Prices, Commodity by Activity (RM'000), 2020

Pentadbiran Awam Lain *Other Public Administration*	Institusi bukan Keuntungan yang Berkhidmat kepada Isi rumah *Non-Profit Institutions Serving Households*	Kesenian, Hiburan dan Rekreasi *Arts, Entertainment and Recreation*	Perkhidmatan Swasta Lain *Other Private Services*	Jumlah Penggunaan Perantaraan *Total Intermediate Use*	*Activity* / *Commodity*	
121	122	123	124			
-	-	-	-	2,377,413	***Paddy***	***1***
-	-	-	-	4,373,761	***Food Crops***	***2***
-	-	-	-	1,574,616	***Vegetables***	***3***
-	-	-	-	1,163,889	***Fruits***	***4***
-	-	-	-	6,877,328	***Rubber***	***5***
-	-	-	-	61,567,526	***Oil Palm***	***6***
-	-	-	-	3,046,906	***Flower Plants***	***7***
-	-	-	-	10,833,049	***Other Agriculture***	***8***
-	-	-	-	2,786,979	***Poultry Farming***	***9***
-	-	-	-	5,690,666	***Other Livestock***	***10***
-	-	-	-	6,718,584	***Forestry and Logging***	***11***
-	-	-	-	3,633,804	***Fishing and Aquaculture***	***12***
-	-	-	-	112,755,031	***Crude Oil and Natural Gas***	***13***
-	-	-	-	8,424,438	***Mining of Metal Ores***	***14***
-	-	-	-	10,424,070	***Quarrying of Stone, Sand and Clay***	***15***
-	-	-	-	11,183,417	***Other Mining and Quarrying***	***16***
369	-	-	-	2,195,345	***Processing and Preserving of Meat***	***17***
340	-	-	-	2,538,571	***Processing and Preserving of Seafood***	***18***
107	-	-	-	743,180	***Processing and Preserving of Fruits & Vegetables***	***19***
55	-	-	-	3,019,725	***Dairy Products***	***20***
123	-	-	-	71,596,461	***Vegetable & Animal Oils and Fats***	***21***
119	-	-	-	6,314,029	***Grain Mill Products, Starches and Starch Products***	***22***
414	-	-	-	973,762	***Bakery Products***	***23***
-	-	-	-	10,263,675	***Confectionery***	***24***
2,771	-	-	-	3,859,555	***Other Food Processing***	***25***
230	-	-	-	12,886,475	***Prepared Animal Feeds***	***26***
-	-	-	-	925,864	***Spirits, Wines and Liquors***	***27***
77	-	-	-	1,481,451	***Soft Drinks, Mineral Waters and Other Bottled Waters***	***28***
-	-	-	-	286,128	***Tobacco Products***	***29***
313	-	-	-	5,530,659	***Preparation, Spinning and Weaving of Textiles***	***30***
-	-	-	-	1,101,505	***Finishing of Textiles***	***31***
-	-	-	-	2,122,707	***Other Textiles***	***32***
2,135	2,234	7,579	3,466	3,740,138	***Wearing Apparel***	***33***
-	-	-	-	451,910	***Leather Products***	***34***
-	-	-	-	207,168	***Footwear***	***35***
38	-	-	-	7,828,716	***Sawmilling and Planning of Wood***	***36***
65	-	-	-	12,168,929	***Veneer Sheets and Wood-based Panels***	***37***
93	-	-	-	1,598,362	***Builders' Carpentry and Joinery***	***38***
-	-	-	-	1,966,154	***Wooden Containers and Other Wood Products***	***39***
131	-	-	-	15,937,375	***Paper and Paper Products***	***40***
244	-	-	-	1,968,000	***Furniture***	***41***
-	-	-	-	19,948	***Reproduction of Recorded Media***	***42***
18,841	8,869	67,492	11,555	9,704,584	***Printing***	***43***
39,794	325,099	543,380	105,937	157,023,145	***Coke and Refined Petroleum Products***	***44***
612	-	-	-	59,153,774	***Basic Chemicals***	***45***
515	-	-	-	6,048,516	***Fertilizers and Nitrogen Compounds***	***46***
211	-	-	-	6,751,294	***Paints and Varnishes***	***47***
4,210	-	-	-	5,387,679	***Pharmaceuticals, Medicinal Chemical and Botanical Products***	***48***
157	-	-	-	3,755,379	***Soaps & Detergents, Cleaning & Polishing, Perfumes and Toilet Preparations***	***49***
316	-	-	-	53,417,752	***Other Chemicals Products***	***50***
1,498	-	-	-	7,072,314	***Rubber Tyres and Tubes***	***51***
1	-	-	-	5,832,300	***Rubber Processing***	***52***
9	-	-	-	8,638,877	***Rubber Gloves***	***53***
20	-	-	-	7,621,960	***Other Rubber Products***	***54***
46	-	-	22,545	26,942,177	***Plastic Products***	***55***
3	-	-	-	4,212,749	***Glass and Glass Products***	***56***
643	-	-	-	4,662,338	***Refractory, Clay, Porcelain and Ceramic Products***	***57***
-	-	-	-	13,282,733	***Cement, Lime and Plaster***	***58***
1,652	-	-	-	21,207,743	***Non-Metallic Mineral Products***	***59***
105	-	-	-	32,737,988	***Basic Iron and Steel***	***60***
261	-	-	-	45,413,809	***Basic Precious and Other Non-Ferrous Metals***	***61***
-	-	-	-	4,229,335	***Casting of Metals***	***62***
11	-	-	-	14,844,351	***Structural Metal Products, Tanks, Reservoirs and Steam Generators***	***63***
2,319	-	-	-	44,412,544	***Other Fabricated Metal Products***	***64***
256	-	-	-	5,868,665	***Engines & Turbines, Fluid Power Equipment, Other Pumps, Compressors, Taps and Valves***	***65***
102	-	-	-	5,740,920	***Other General Purpose Machinery***	***66***
262	-	-	-	7,756,335	***Weapons, Ammunition and Special Purpose Machinery***	***67***
191	-	-	-	1,952,719	***Domestic Appliances***	***68***

Jadual 15: Jadual Penggunaan pada Harga Pembeli, Komoditi mengikut Aktiviti (RM'000), 2020

Table 15: Use Tables at Purchasers' Prices, Commodity by Activity (RM'000), 2020

	Komoditi / Aktiviti	Pentadbiran Awam *Public Administration*	Pendidikan *Education*	Kesihatan *Health*	Ketenteraman dan Keselamatan Awam *Public Order and Safety*
		117	118	119	120
69	Komputer, Peranti, Mesin dan Kelengkapan Pejabat	4,591	28,852	133	535
70	Motor Elektrik, Penjana dan Transformer	-	-	-	-
71	Perkakasan Pengagihan & Pengawalan Elektrik, Bateri dan Akumulator	219,708	28,454	9,912	73,867
72	Kabel Gentian Optikal, Elektronik dan Elektrik Lain	-	-	-	-
73	Alatan Pendawaian, Kelengkapan Pencahayaan Elektrik dan Elektrik Lain	201,245	52,907	67,331	143,392
74	Komponen dan Papan Elektronik	53,713	26,791	1,647	16,451
75	Peralatan Komunikasi dan Elektronik Pengguna	719,882	1,152,075	29,408	233,867
76	Peralatan Penyinaran, Perubatan Elektro dan Elektroterapeutik	227	1	4,287	1,938
77	Kelengkapan Mengukur, Menguji, Memandu Arah dan Kawalan	2,595,981	201,285	3,438,487	52,878
78	Instrumen Optikal, Alatan Fotografi, Media Magnetik dan Optikal	7,488	510	383	3,620
79	Jam Tangan dan Jam	-	-	-	-
80	Kenderaan Bermotor, Treler dan Semi Treler	2,325,354	1,663,774	1,175,751	1,919,781
81	Motosikal	-	-	-	-
82	Kapal, Bot, Basikal dan 'Invalid Carriages'	-	-	-	-
83	Kelengkapan Pengangkutan Lain	-	-	-	-
84	Pembuatan Lain	435,924	348,673	256,107	96,569
85	Pembaikan & Pemasangan Mesin dan Kelengkapan	14,984	49,371	74,636	20,382
86	Elektrik dan Gas	2,321,540	2,729,676	1,018,099	525,714
87	Air	49,933	134,353	49,556	148,283
88	Pembetungan, Pengurusan Sisa dan Aktiviti Pemulihan	929,243	145,512	718,827	82,173
89	Bangunan Kediaman	-	-	-	-
90	Bangunan Bukan Kediaman	-	-	-	-
91	Kejuruteraan Awam	493,701	5,181	5,504	96,493
92	Aktiviti Pembinaan Pertukangan Khas	-	488,743	131,836	-
93	Perdagangan Borong & Runcit, Pembaikan Kenderaan Bermotor dan Motosikal	333,505	255,819	177,119	104,728
94	Penginapan	94,251	48,794	20,479	36,801
95	Makanan dan Minuman	1,820,005	961,421	298,698	623,803
96	Pengangkutan Darat	132,432	32,323	5,791	7,130
97	Pengangkutan Air	41	31	8	29
98	Pengangkutan Udara	262,402	23,132	19,599	21,046
99	Penggudangan dan Aktiviti Sokongan untuk Pengangkutan	38,191	4,635	1,487	3,449
100	Perkhidmatan berkaitan Pengangkutan Air dan Udara	312,180	260	629	892,545
101	Perkhidmatan Operasi Lebuhraya, Jambatan dan Terowong	-	-	-	-
102	Perkhidmatan Pos dan Kurier	162,069	334,715	7,851	5,085
103	Aktiviti Penerbitan	18,933	34,068	607	749
104	Telekomunikasi	166,004	189,772	113,123	305,170
105	Aktiviti Wayang Gambar, Pemprograman dan Penyiaran	675,908	462,617	8,920	843,868
106	Perkhidmatan Komputer dan Maklumat	159,509	49,266	36,696	8,305
107	Perantaraan Kewangan	603,029	140,721	496,493	79,236
108	Perkhidmatan Kewangan Lain	38,710	57,888	123,218	-
109	Insurans/ Takaful dan Tabungan Pencen	7,468	89,739	180,189	319
110	Aktiviti Sokongan Perkhidmatan Kewangan dan Insurans/ Takaful	27,170	5,369	5,351	5,469
111	Hartanah	717,786	277,219	75,779	262,410
112	Pemilikan Kediaman	-	-	-	-
113	Sewaan dan Pajakan	1,258,887	411,390	82,348	385,975
114	Penyelidikan dan Pembangunan Saintifik	-	-	-	-
115	Profesional	2,575,451	1,891,063	732,881	406,644
116	Perkhidmatan Perniagaan	147,422	88,570	74,680	16,396
117	Pentadbiran Awam	9	72,300	3,444	69,229
118	Pendidikan	10	126,416	4,090	150,683
119	Kesihatan	-	-	8,734,682	-
120	Ketenteraman dan Keselamatan Awam	-	-	-	-
121	Pentadbiran Awam Lain	-	-	-	-
122	Institusi bukan Keuntungan yang Berkhidmat kepada Isi Rumah	-	-	-	-
123	Kesenian, Hiburan dan Rekreasi	916,362	187,044	1,470,048	370,445
124	Perkhidmatan Swasta Lain	232,523	105,246	67,365	183,319
	JUMLAH INPUT PERANTARAAN	**22,496,868**	**15,009,898**	**22,414,015**	**9,962,912**
	Pembelian Langsung oleh Residen di Luar Negeri	-	-	-	-
	Pembelian Dalam Negeri oleh Bukan Residen	-	-	-	-
	JUMLAH INPUT	**22,496,868**	**15,009,898**	**22,414,015**	**9,962,912**
	Nilai Ditambah Kasar	**37,228,239**	**58,748,213**	**30,744,918**	**18,873,433**
	Pampasan Pekerja	32,277,185	48,201,075	24,069,714	16,274,626
	Cukai Bersih Lain ke atas Pengeluaran	-	(163,063)	(110,134)	-
	Lebihan Kendalian, Kasar	4,951,054	10,710,201	6,785,338	2,598,808
	Penggunaan Modal Tetap	4,951,054	7,480,489	5,204,302	2,598,808
	Lebihan Kendalian, Bersih	-	3,229,712	1,581,036	-
	JUMLAH OUTPUT	**59,725,107**	**73,758,111**	**53,158,933**	**28,836,345**

Jadual 15: Jadual Penggunaan pada Harga Pembeli, Komoditi mengikut Aktiviti (RM'000), 2020

Table 15: Use Tables at Purchasers' Prices, Commodity by Activity (RM'000), 2020

Pentadbiran Awam Lain *Other Public Administration*	Institusi bukan Keuntungan yang Berkhidmat kepada Isi rumah *Non-Profit Institutions Serving Households*	Kesenian, Hiburan dan Rekreasi *Arts, Entertainment and Recreation*	Perkhidmatan Swasta Lain *Other Private Services*	Jumlah Penggunaan Perantaraan *Total Intermediate Use*	Activity / Commodity	
121	122	123	124			
31	-	-	-	10,590,133	Computers, Peripheral, Office Equipment and Machinery	69
-	-	-	-	1,096,190	Electric Motors, Generators and Transformers	70
1,840	-	-	-	10,758,971	Electricity Distribution & Control Apparatus, Batteries and Accumulators	71
-	-	-	-	10,095,746	Fibre Optic Cables, Electronic and Other Electric	72
9,332	-	1,127	-	4,467,120	Wiring Devices, Electric Lighting Equipment and Other Electrical	73
2,762	-	-	-	234,538,934	Electronic Components and Boards	74
12,929	-	-	-	37,353,807	Communication Equipment and Consumer Electronics	75
6	-	-	-	621,564	Irradiation Equipment, Electro Medical and Electrotherapeutic	76
79,933	-	-	-	17,901,316	Measuring Equipment, Testing, Navigating and Control	77
67	-	-	-	5,027,968	Optical Instruments, Photographic Equipment, Magnetic and Optical Media	78
-	-	-	-	480,799	Watches and Clocks	79
129,780	5,820	251,001	176,864	51,303,509	Motor Vehicles, Trailers and Semi Trailers	80
-	-	-	-	-	Motorcycles	81
-	-	-	-	3,534,828	Ships, Boats, Bicycles and Invalid Carriages	82
-	-	-	-	1,039,599	Other Transport Equipment	83
93,636	10,570	605,164	12,052	7,792,489	Other Manufacturing	84
1,647	-	57,685	5,197	21,921,441	Repair & Installation of Machinery and Equipment	85
426,315	132,039	564,904	82,948	66,313,939	Electricity and Gas	86
7,295	39,824	163,693	11,400	8,042,336	Water	87
34,812	3,984	39,912	3,482	10,336,774	Sewerage, Waste Management and Remediation Activities	88
-	-	-	-	-	Residential Buildings	89
-	-	-	-	-	Non-Residential Buildings	90
6,885	-	-	-	934,953	Civil Engineering	91
-	-	104,233	-	36,708,786	Specialised Construction Activities	92
14,377	896	5,367	27,241	3,420,182	Wholesale & Retail Trade, Repair of Motor Vehicles and Motorcycles	93
416	-	4,173	-	948,073	Accommodation	94
54,361	18,564	499,817	10,875	18,376,070	Food and Beverage	95
10,687	-	-	-	1,916,766	Land Transport	96
11	-	-	-	1,466	Water Transport	97
2,059	-	-	-	1,399,061	Air Transport	98
1,229	-	-	-	1,015,839	Warehousing and Support Activities for Transportation	99
16	-	-	-	4,337,772	Services Incidental to Water and Air Transportation	100
-	-	-	-	2,148,840	Highway Operation Services, Bridge and Tunnel	101
2,206	1,386	3,424	2,217	2,356,344	Postal and Courier Activities	102
1,324	-	-	-	3,398,561	Publishing Activities	103
32,026	27,651	1,220,174	1,615,133	49,157,765	Telecommunications	104
70,564	-	-	-	5,597,512	Motion Picture, Programming and Broadcasting Activities	105
31,667	187	-	585	26,739,423	Computer and Information Services	106
47,569	84,654	890,235	341,479	44,411,965	Monetary Intermediation	107
3,731	1,247	13,756	40,272	11,965,194	Other Financial Service	108
95	6,074	41,862	11,752	15,844,848	Insurance/ Takaful and Pension Funding	109
70	499	3,982	1,001	6,517,988	Activities Auxiliary to Financial Service and Insurance/ Takaful	110
41,163	5,483	45,510	12,632	12,270,369	Real Estate	111
-	-	-	-	-	Ownership of Dwellings	112
60,682	-	71,845	-	11,327,245	Rental and Leasing	113
-	-	-	-	-	Scientific Research and Development	114
33,863	76,595	2,578,228	78,215	108,442,401	Professional	115
97,564	38,099	199,490	97,882	10,959,569	Business Services	116
14	-	-	-	144,995	Public Administration	117
16	-	-	-	281,216	Education	118
-	-	-	-	8,734,682	Health	119
-	-	-	-	-	Public Order and Safety	120
-	-	-	-	-	Other Public Administration	121
-	-	-	-	-	Non-Profit Institutions Serving Households	122
192,304	-	239,335	-	3,520,358	Arts, Entertainment and Recreation	123
1,892	3,130	34,881	458,706	3,553,017	Other Private Services	124
1,586,838	**792,905**	**8,258,250**	**3,133,436**	**1,888,477,970**	TOTAL INTERMEDIATE INPUT	
-	-	-	-	-	Direct Purchases Abroad by Residents	
-	-	-	-	-	Domestic Purchases by Non-Residents	
1,586,838	**792,905**	**8,258,250**	**3,133,436**	**1,888,477,970**	TOTAL INPUT	
4,386,550	**430,169**	**5,658,896**	**4,695,978**	**1,372,087,351**	Gross Value Added	
3,766,431	392,614	2,648,868	3,269,752	526,587,679	Compensation of Employees	
-	(2,337)	(54,445)	(23,930)	(7,105,866)	Other Net Taxes on Production	
620,119	39,892	3,064,473	1,450,155	852,605,538	Operating Surplus, Gross	
620,119	29,264	332,992	187,333	225,998,845	Consumption of Fixed Capital	
-	10,628	2,731,481	1,262,823	626,606,693	Operating Surplus, Net	
5,973,388	**1,223,075**	**13,917,146**	**7,829,414**	**3,260,565,321**	TOTAL OUTPUT	

Jadual 15: Jadual Penggunaan pada Harga Pembeli, Komoditi mengikut Aktiviti (RM'000), 2020

Table 15: Use Tables at Purchasers' Prices, Commodity by Activity (RM'000), 2020

	Komoditi / Aktiviti	Perbelanjaan Swasta *Private Consumption*	Perbelanjaan Kerajaan *Government Consumption*	Pembentukan Modal Tetap Kasar *Gross Fixed Capital Formation*	Perubahan Inventori *Changes in Inventories*
1	Padi	-	-	-	(1,018)
2	Tanaman Makanan	4,150,931	-	222,280	(56,246)
3	Sayur-sayuran	18,727,473	-	-	(205,389)
4	Buah-buahan	8,075,484	-	47,909	(72,987)
5	Getah	-	-	691,510	(10,127)
6	Kelapa Sawit	-	-	3,510,723	(230,225)
7	Tanaman Bunga	3,939,231	-	-	(45,355)
8	Pertanian Lain	1,695,897	-	-	107,789
9	Ternakan Ayam dan Itik	26,511,525	-	1,309,465	(285,565)
10	Ternakan Lain	527,289	-	210,937	(1,008,625)
11	Perhutanan dan Pembalakan	157,022	-	-	(453,319)
12	Perikanan dan Akuakultur	14,775,775	-	14,447	(124,579)
13	Minyak Mentah dan Gas Asli	-	-	3,624,971	(1,884,987)
14	Perlombongan Bijih Besi	-	-	8,375	271,575
15	Pengkuarian Batu, Pasir dan Tanah Liat	-	-	1,170	(35,662)
16	Perlombongan dan Pengkuarian Lain	-	-	-	63,234
17	Pemprosesan dan Pengawetan Daging	12,957,103	-	-	(34,618)
18	Pemprosesan dan Pengawetan Makanan Laut	7,453,413	-	-	(136,853)
19	Pemprosesan dan Pengawetan Buah-buahan & Sayur-sayuran	4,685,675	-	-	(12,109)
20	Produk Tenusu	14,697,153	-	-	(108,655)
21	Minyak & Lemak Sayuran dan Haiwan	55,256,874	-	-	(133,793)
22	Produk Bijian, Kanji dan Produk Berkanji	10,393,505	-	-	(393,354)
23	Produk Bakeri	13,716,199	-	-	(428,163)
24	Manisan	7,767,023	-	-	71,869
25	Prosesan Makanan Lain	17,107,257	-	-	(3,279,693)
26	Makanan Haiwan Tersedia	845,994	-	-	(313,041)
27	Spirit, Wain dan Minuman Keras	6,632,624	-	-	(304,688)
28	Minuman Ringan, Air Mineral dan Minuman Lain yang Dibotolkan	7,596,800	-	-	(108,031)
29	Produk Tembakau	10,155,186	-	-	(216,379)
30	Penyediaan, Pemintalan dan Penenunan Tekstil	1,123,061	-	-	(855,154)
31	Penyiapan Akhir Tekstil	717,900	-	-	(33,177)
32	Tekstil Lain	3,553,722	-	1,376	(13,405)
33	Pakaian	11,291,453	-	-	(84,518)
34	Produk Kulit	6,494,186	-	-	(63,227)
35	Kasut	2,629,981	-	-	(142,958)
36	Pengilangan dan Pengetaman Kayu	-	-	-	(78,502)
37	Kepingan Venier dan Panel berasaskan Kayu	-	-	-	89,962
38	Pertukangan Kayu dan Tanggam untuk Jurubina	187,573	-	-	(197,685)
39	Bekas Kayu dan Produk Kayu Lain	2,129,430	-	-	6,302
40	Kertas dan Produk Kertas	15,047,553	-	-	(678,550)
41	Perabot	7,329,162	-	557,596	(134,943)
42	Penerbitan Semula Media Rakaman	58,901	-	-	43
43	Percetakan	3,326,250	-	-	(10,734)
44	Kok dan Produk Petroleum Bertapis	49,166,071	-	-	(1,252,599)
45	Kimia Asas	315,249	-	-	164,020
46	Baja dan Sebatian Nitrogen	248,837	-	-	(46,112)
47	Cat dan Varnis	883,257	-	-	(219,715)
48	Produk Farmaseutikal, Kimia Perubatan dan Botani	13,471,266	-	-	(4,344,645)
49	Sabun & Bahan Pencuci, Pencuci dan Pengilat, Pewangi dan Dandanan Diri	6,065,138	-	-	8,360
50	Produk Kimia Lain	1,375,786	-	-	186,496
51	Tayar dan Tiub Getah	-	-	-	21,186
52	Prosesan Getah	58,108	-	-	1,250
53	Sarung Tangan Getah	8,037,094	-	-	5,197
54	Produk Getah Lain	1,339,169	-	-	(29,836)
55	Produk Plastik	22,033,276	-	-	(2,855,564)
56	Kaca dan Produk Kaca	443,617	-	-	(269,654)
57	Produk Refraktori, Tanah Liat, Porselin dan Seramik	1,816,957	-	-	5,993
58	Simen, Kapur dan Plaster	-	-	-	(10,467)
59	Produk Mineral bukan Logam	75,105	-	-	(14,203)
60	Besi dan Keluli Asas	-	-	-	(596,611)
61	Logam Asas Berharga dan Logam bukan Ferus Lain	-	-	-	975,240
62	Pengacuan Logam	-	-	-	99,895
63	Produk Struktur Logam, Tangki, Takungan dan Penjana Wap	2,128,226	-	2,473,175	772,330
64	Produk Logam Lain yang Direka	1,737,942	-	2,357,946	(903,794)
65	Enjin & Turbin, Alatan Kuasa Bendalir, Pam, Pemampat, Kepala Paip dan Injap Lain	492,410	-	3,580,505	(109,230)
66	Jentera Kegunaan Umum Lain	3,375,189	-	17,350,537	(244,393)
67	Senjata, Peluru dan Mesin bertujuan Khas	52,366	-	11,154,934	2,251,676
68	Perkakasan Domestik	2,776,606	-	763,014	(2,136,255)

Jadual 15: Jadual Penggunaan pada Harga Pembeli, Komoditi mengikut Aktiviti (RM'000), 2020

Table 15: Use Tables at Purchasers' Prices, Commodity by Activity (RM'000), 2020

Jumlah Penggunaan Domestik *Total Domestic Use*	Eksport *Exports*	Jumlah Penggunaan Akhir *Total Final Use*	Jumlah Penggunaan *Total Use*	*Activity* / *Commodity*	
(1,018)	22	(995)	2,376,418	***Paddy***	***1***
4,316,965	1,379,329	5,696,294	10,070,055	***Food Crops***	***2***
18,522,084	718,699	19,240,783	20,815,399	***Vegetables***	***3***
8,050,406	335,088	8,385,494	9,549,382	***Fruits***	***4***
681,383	3,292,263	3,973,646	10,850,974	***Rubber***	***5***
3,280,498	757,126	4,037,624	65,605,150	***Oil Palm***	***6***
3,893,876	372,887	4,266,763	7,313,669	***Flower Plants***	***7***
1,803,686	386,569	2,190,255	13,023,303	***Other Agriculture***	***8***
27,535,426	793,660	28,329,086	31,116,064	***Poultry Farming***	***9***
(270,399)	192,419	(77,980)	5,612,686	***Other Livestock***	***10***
(296,297)	1,952,860	1,656,562	8,375,147	***Forestry and Logging***	***11***
14,665,642	1,105,459	15,771,101	19,404,905	***Fishing and Aquaculture***	***12***
1,739,984	64,662,405	66,402,389	179,157,420	***Crude Oil and Natural Gas***	***13***
279,950	2,556,539	2,836,489	11,260,927	***Mining of Metal Ores***	***14***
(34,492)	863,587	829,095	11,253,165	***Quarrying of Stone, Sand and Clay***	***15***
63,234	375,986	439,219	11,622,637	***Other Mining and Quarrying***	***16***
12,922,484	177,388	13,099,872	15,295,217	***Processing and Preserving of Meat***	***17***
7,316,559	2,739,635	10,056,194	12,594,766	***Processing and Preserving of Seafood***	***18***
4,673,566	1,071,780	5,745,346	6,488,526	***Processing and Preserving of Fruits & Vegetables***	***19***
14,588,499	1,400,179	15,988,678	19,008,403	***Dairy Products***	***20***
55,123,081	57,557,860	112,680,941	184,277,403	***Vegetable & Animal Oils and Fats***	***21***
10,000,151	1,168,408	11,168,559	17,482,588	***Grain Mill Products, Starches and Starch Products***	***22***
13,288,036	2,249,562	15,537,598	16,511,359	***Bakery Products***	***23***
7,838,892	6,015,104	13,853,996	24,117,671	***Confectionery***	***24***
13,827,564	9,405,474	23,233,038	27,092,593	***Other Food Processing***	***25***
532,954	934,059	1,467,012	14,353,487	***Prepared Animal Feeds***	***26***
6,327,936	321,021	6,648,957	7,574,821	***Spirits, Wines and Liquors***	***27***
7,488,769	1,065,794	8,554,563	10,036,014	***Soft Drinks, Mineral Waters and Other Bottled Waters***	***28***
9,938,807	409,074	10,347,881	10,634,010	***Tobacco Products***	***29***
267,907	2,274,079	2,541,985	8,072,644	***Preparation, Spinning and Weaving of Textiles***	***30***
684,723	4,279	689,002	1,790,507	***Finishing of Textiles***	***31***
3,541,693	2,747,962	6,289,655	8,412,361	***Other Textiles***	***32***
11,206,936	1,648,963	12,855,898	16,596,036	***Wearing Apparel***	***33***
6,430,959	1,601,243	8,032,202	8,484,112	***Leather Products***	***34***
2,487,023	659,254	3,146,278	3,353,446	***Footwear***	***35***
(78,502)	6,519,239	6,440,737	14,269,454	***Sawmilling and Planning of Wood***	***36***
89,962	3,949,373	4,039,335	16,208,264	***Veneer Sheets and Wood-based Panels***	***37***
(10,112)	993,330	983,218	2,581,580	***Builders' Carpentry and Joinery***	***38***
2,135,732	536,100	2,671,832	4,637,986	***Wooden Containers and Other Wood Products***	***39***
14,369,003	6,330,891	20,699,894	36,637,269	***Paper and Paper Products***	***40***
7,751,815	13,304,939	21,056,754	23,024,754	***Furniture***	***41***
58,944	-	58,944	78,892	***Reproduction of Recorded Media***	***42***
3,315,516	705,045	4,020,561	13,725,145	***Printing***	***43***
47,913,472	6,616,008	54,529,480	211,552,625	***Coke and Refined Petroleum Products***	***44***
479,269	26,727,941	27,207,210	86,360,985	***Basic Chemicals***	***45***
202,726	4,218,570	4,421,296	10,469,812	***Fertilizers and Nitrogen Compounds***	***46***
663,542	2,016,289	2,679,831	9,431,125	***Paints and Varnishes***	***47***
9,126,621	1,876,940	11,003,561	16,391,240	***Pharmaceuticals, Medicinal Chemical and Botanical Products***	***48***
6,073,498	6,171,202	12,244,700	16,000,080	***Soaps & Detergents, Cleaning & Polishing, Perfumes and Toilet Preparations***	***49***
1,562,283	30,604,332	32,166,615	85,584,366	***Other Chemicals Products***	***50***
21,186	1,449,506	1,470,692	8,543,006	***Rubber Tyres and Tubes***	***51***
59,358	16,935,176	16,994,534	22,826,833	***Rubber Processing***	***52***
8,042,291	21,557,396	29,599,687	38,238,564	***Rubber Gloves***	***53***
1,309,333	1,274,748	2,584,081	10,206,041	***Other Rubber Products***	***54***
19,177,712	10,875,213	30,052,925	56,995,102	***Plastic Products***	***55***
173,963	6,422,571	6,596,534	10,809,282	***Glass and Glass Products***	***56***
1,822,950	1,065,862	2,888,812	7,551,150	***Refractory, Clay, Porcelain and Ceramic Products***	***57***
(10,467)	579,202	568,736	13,851,469	***Cement, Lime and Plaster***	***58***
60,902	6,798,449	6,859,351	28,067,094	***Non-Metallic Mineral Products***	***59***
(596,611)	22,239,416	21,642,805	54,380,793	***Basic Iron and Steel***	***60***
975,240	12,655,795	13,631,035	59,044,845	***Basic Precious and Other Non-Ferrous Metals***	***61***
99,895	506,663	606,558	4,835,892	***Casting of Metals***	***62***
5,373,730	3,258,395	8,632,126	23,476,477	***Structural Metal Products, Tanks, Reservoirs and Steam Generators***	***63***
3,192,093	9,194,851	12,386,944	56,799,488	***Other Fabricated Metal Products***	***64***
3,963,685	4,525,442	8,489,127	14,357,792	***Engines & Turbines, Fluid Power Equipment, Other Pumps, Compressors, Taps and Valves***	***65***
20,481,333	12,273,221	32,754,554	38,495,474	***Other General Purpose Machinery***	***66***
13,458,976	18,091,292	31,550,268	39,306,602	***Weapons, Ammunition and Special Purpose Machinery***	***67***
1,403,366	10,247,412	11,650,778	13,603,497	***Domestic Appliances***	***68***

Jadual 15: Jadual Penggunaan pada Harga Pembeli, Komoditi mengikut Aktiviti (RM'000), 2020

Table 15: Use Tables at Purchasers' Prices, Commodity by Activity (RM'000), 2020

	Komoditi / Aktiviti	Perbelanjaan Swasta *Private Consumption*	Perbelanjaan Kerajaan *Government Consumption*	Pembentukan Modal Tetap Kasar *Gross Fixed Capital Formation*	Perubahan Inventori *Changes in Inventories*
69	Komputer, Peranti, Mesin dan Kelengkapan Pejabat	1,098,896	-	11,015,860	(3,085,164)
70	Motor Elektrik, Penjana dan Transformer	-	-	8,861,429	(36,794)
71	Perkakasan Pengagihan & Pengawalan Elektrik, Bateri dan Akumulator	3,377,679	-	1,143,504	(749,517)
72	Kabel Gentian Optikal, Elektronik dan Elektrik Lain	4,158,417	-	39,357	12,900
73	Alatan Pendawaian, Kelengkapan Pencahayaan Elektrik dan Elektrik Lain	1,335,349	-	47,013	(41,648)
74	Komponen dan Papan Elektronik	-	-	-	735,326
75	Peralatan Komunikasi dan Elektronik Pengguna	10,920,789	-	14,721,418	266,782
76	Peralatan Penyinaran, Perubatan Elektro dan Elektroterapeutik	289,247	-	1,705,597	5,752
77	Kelengkapan Mengukur, Menguji, Memandu Arah dan Kawalan	-	-	6,058,952	(22,348)
78	Instrumen Optikal, Alatan Fotografi, Media Magnetik dan Optikal	216,317	-	725,406	(3,998)
79	Jam Tangan dan Jam	2,190,153	-	23,226	(329,585)
80	Kenderaan Bermotor, Treler dan Semi Treler	19,054,471	-	18,483,844	234,831
81	Motosikal	2,588,277	-	1,179,199	(4,315)
82	Kapal, Bot, Basikal dan 'Invalid Carriages'	1,347,738	-	10,998,731	(214,317)
83	Kelengkapan Pengangkutan Lain	-	-	6,816,027	(3,122)
84	Pembuatan Lain	10,567,758	-	1,938,379	(4,080,652)
85	Pembaikan & Pemasangan Mesin dan Kelengkapan	17,502	-	-	2,237
86	Elektrik dan Gas	9,056,206	-	-	15,329
87	Air	4,200,200	-	-	(583)
88	Pembetungan, Pengurusan Sisa dan Aktiviti Pemulihan	393,151	426,067	-	(2,784)
89	Bangunan Kediaman	-	-	40,021,039	325,953
90	Bangunan Bukan Kediaman	-	-	33,533,876	8,628,590
91	Kejuruteraan Awam	-	-	65,260,310	469,426
92	Aktiviti Pembinaan Pertukangan Khas	-	-	4,044,613	650,941
93	Perdagangan Borong & Runcit, Pembaikan Kenderaan Bermotor dan Motosikal	3,126,976	-	-	-
94	Penginapan	5,980,735	-	-	-
95	Makanan dan Minuman	70,037,752	-	-	-
96	Pengangkutan Darat	2,580,078	-	-	-
97	Pengangkutan Air	143,823	-	-	-
98	Pengangkutan Udara	35,316	-	-	-
99	Penggudangan dan Aktiviti Sokongan untuk Pengangkutan	6,102,486	-	-	-
100	Perkhidmatan berkaitan Pengangkutan Air dan Udara	-	-	-	-
101	Perkhidmatan Operasi Lebuhraya, Jambatan dan Terowong	7,356,761	-	-	-
102	Perkhidmatan Pos dan Kurier	2,436,417	-	-	-
103	Aktiviti Penerbitan	1,078,754	-	9,138	-
104	Telekomunikasi	67,114,239	-	-	-
105	Aktiviti Wayang Gambar, Pemprograman dan Penyiaran	4,509,337	-	627,841	-
106	Perkhidmatan Komputer dan Maklumat	524	-	17,012,507	-
107	Perantaraan Kewangan	17,794,004	-	-	-
108	Perkhidmatan Kewangan Lain	1,094,461	-	-	-
109	Insurans/ Takaful dan Tabungan Pencen	25,712,611	-	-	-
110	Aktiviti Sokongan Perkhidmatan Kewangan dan Insurans/ Takaful	6,172,994	-	-	-
111	Hartanah	34,744,396	-	-	-
112	Pemilikan Kediaman	40,839,715	-	-	-
113	Sewaan dan Pajakan	8,671,797	-	-	-
114	Penyelidikan dan Pembangunan Saintifik	3,858	7,006,655	3,350,128	-
115	Profesional	734,673	-	146,758	-
116	Perkhidmatan Perniagaan	9,770,267	342,958	-	-
117	Pentadbiran Awam	-	58,114,223	1,021,468	-
118	Pendidikan	17,558,661	55,477,033	-	-
119	Kesihatan	13,346,054	31,009,877	-	-
120	Ketenteraman dan Keselamatan Awam	-	28,836,345	-	-
121	Pentadbiran Awam Lain	-	3,640,453	-	-
122	Institusi bukan Keuntungan yang Berkhidmat kepada Isi Rumah	1,154,467	-	-	-
123	Kesenian, Hiburan dan Rekreasi	11,157,919	534,254	-	-
124	Perkhidmatan Swasta Lain	7,708,384	-	-	-
	JUMLAH INPUT PERANTARAAN	**855,385,888**	**185,387,866**	**296,666,487**	**(17,333,732)**
	Pembelian Langsung oleh Residen di Luar Negeri	20,071,253	-	-	-
	Pembelian Dalam Negeri oleh Bukan Residen	(12,502,512)	-	-	-
	JUMLAH INPUT	**862,954,629**	**185,387,866**	**296,666,487**	**(17,333,732)**

Jadual 15: Jadual Penggunaan pada Harga Pembeli, Komoditi mengikut Aktiviti (RM'000), 2020

Table 15: Use Tables at Purchasers' Prices, Commodity by Activity (RM'000), 2020

Jumlah Penggunaan Domestik *Total Domestic Use*	Eksport *Exports*	Jumlah Penggunaan Akhir *Total Final Use*	Jumlah Penggunaan *Total Use*	Activity / Commodity	
9,029,593	62,207,348	71,236,941	81,827,074	Computers, Peripheral, Office Equipment and Machinery	69
8,824,635	5,246,827	14,071,462	15,167,652	Electric Motors, Generators and Transformers	70
3,771,666	14,931,360	18,703,026	29,461,997	Electricity Distribution & Control Apparatus, Batteries and Accumulators	71
4,210,674	4,170,207	8,380,881	18,476,627	Fibre Optic Cables, Electronic and Other Electric	72
1,340,714	5,232,624	6,573,339	11,040,459	Wiring Devices, Electric Lighting Equipment and Other Electrical	73
735,326	158,921,378	159,656,703	394,195,637	Electronic Components and Boards	74
25,908,989	52,415,044	78,324,033	115,677,840	Communication Equipment and Consumer Electronics	75
2,000,596	5,138,177	7,138,773	7,760,336	Irradiation Equipment, Electro Medical and Electrotherapeutic	76
6,036,604	594,742	6,631,346	24,532,661	Measuring Equipment, Testing, Navigating and Control	77
937,725	6,261,114	7,198,839	12,226,808	Optical Instruments, Photographic Equipment, Magnetic and Optical Media	78
1,883,793	1,114,671	2,998,465	3,479,263	Watches and Clocks	79
37,773,146	8,779,489	46,552,635	97,856,144	Motor Vehicles, Trailers and Semi Trailers	80
3,763,161	283,748	4,046,909	4,046,909	Motorcycles	81
12,132,151	167,129	12,299,280	15,834,108	Ships, Boats, Bicycles and Invalid Carriages	82
6,812,904	10,588,128	17,401,032	18,440,631	Other Transport Equipment	83
8,425,486	12,922,988	21,348,473	29,140,962	Other Manufacturing	84
19,739	1,845,440	1,865,179	23,786,620	Repair & Installation of Machinery and Equipment	85
9,071,535	515,685	9,587,220	75,901,160	Electricity and Gas	86
4,199,616	2,423	4,202,039	12,244,375	Water	87
816,434	-	816,434	11,153,208	Sewerage, Waste Management and Remediation Activities	88
40,346,993	-	40,346,993	40,346,993	Residential Buildings	89
42,162,466	3,240,815	45,403,281	45,403,281	Non-Residential Buildings	90
65,729,736	-	65,729,736	66,664,690	Civil Engineering	91
4,695,553	-	4,695,553	41,404,339	Specialised Construction Activities	92
3,126,976	-	3,126,976	6,547,159	Wholesale & Retail Trade, Repair of Motor Vehicles and Motorcycles	93
5,980,735	-	5,980,735	6,928,808	Accommodation	94
70,037,752	-	70,037,752	88,413,822	Food and Beverage	95
2,580,078	12,912	2,592,990	4,509,756	Land Transport	96
143,823	618,230	762,053	763,519	Water Transport	97
35,316	1,710,103	1,745,419	3,144,480	Air Transport	98
6,102,486	1,588,646	7,691,132	8,706,971	Warehousing and Support Activities for Transportation	99
-	6,949,006	6,949,006	11,286,778	Services Incidental to Water and Air Transportation	100
7,356,761	-	7,356,761	9,505,601	Highway Operation Services, Bridge and Tunnel	101
2,436,417	896,742	3,333,159	5,689,503	Postal and Courier Activities	102
1,087,892	35,507	1,123,399	4,521,960	Publishing Activities	103
67,114,239	5,592,390	72,706,629	121,864,393	Telecommunications	104
5,137,178	-	5,137,178	10,734,690	Motion Picture, Programming and Broadcasting Activities	105
17,013,031	9,768,170	26,781,201	53,520,624	Computer and Information Services	106
17,794,004	2,661,527	20,455,531	64,867,496	Monetary Intermediation	107
1,094,461	-	1,094,461	13,059,655	Other Financial Service	108
25,712,611	1,746,302	27,458,913	43,303,761	Insurance/ Takaful and Pension Funding	109
6,172,994	-	6,172,994	12,690,983	Activities Auxiliary to Financial Service and Insurance/ Takaful	110
34,744,396	-	34,744,396	47,014,766	Real Estate	111
40,839,715	-	40,839,715	40,839,715	Ownership of Dwellings	112
8,671,797	1,611,267	10,283,064	21,610,309	Rental and Leasing	113
10,360,640	2,522,812	12,883,452	12,883,452	Scientific Research and Development	114
881,431	24,110,633	24,992,064	133,434,464	Professional	115
10,113,225	-	10,113,225	21,072,795	Business Services	116
59,135,691	330,959	59,466,650	59,611,646	Public Administration	117
73,035,694	-	73,035,694	73,316,909	Education	118
44,355,931	-	44,355,931	53,090,614	Health	119
28,836,345	-	28,836,345	28,836,345	Public Order and Safety	120
3,640,453	-	3,640,453	3,640,453	Other Public Administration	121
1,154,467	-	1,154,467	1,154,467	Non-Profit Institutions Serving Households	122
11,692,173	2,523,549	14,215,722	17,736,080	Arts, Entertainment and Recreation	123
7,708,384	-	7,708,384	11,261,401	Other Private Services	124
1,320,106,508	**860,974,911**	**2,181,081,420**	**4,069,559,390**	TOTAL INTERMEDIATE INPUT	
20,071,253	-	20,071,253	20,071,253	Direct Purchases Abroad by Residents	
(12,502,512)	12,502,512	-	-	Domestic Purchases by Non-Residents	
1,327,675,249	873,477,423	2,201,152,673	4,089,630,643	TOTAL INPUT	

Jadual 16: Ringkasan Jadual Penawaran dan Penggunaan Barangan dan Perkhidmatan pada Harga Pembeli (RM Juta), 2020

Table 16: Summary of Supply and Use Tables of Goods and Services at Purchasers' Prices (RM Million), 2020

	Komoditi	PENAWARAN/ *SUPPLY*						
		Output pada Harga Asas *Output at Basic Prices*	**Import** *Imports*	**Penilaian**/ *Valuation*				**Jumlah Penawaran pada Harga Pembeli** *Total Supply at Purchasers' Prices*
				Cukai ke atas Produk *Taxes on Products*	**Subsidi ke atas Produk** *Subsidies on Products*	**Margin Perdagangan** *Trade Margins*	**Margin Pengangkutan** *Transport Margins*	
1	**Pertanian, Perikanan & Perhutanan**	141,726	29,173	1,755	695	28,530	3,624	**204,113**
2	**Perlombongan & Pengkuarian**	118,935	56,516	970	-	33,854	3,019	**213,294**
3	**Pembuatan**	1,399,014	602,112	31,936	2,915	297,657	35,667	**2,363,471**
4	**Utiliti**	80,408	8	363	-	16,716	1,804	**99,299**
5	**Pembinaan**	188,951	3,830	1,039	-	-	-	**193,819**
6	**Perdagangan Borong & Runcit**	383,304	-	-	-	(376,756)	-	**6,547**
7	**Penginapan dan Makanan & Minuman**	93,081	-	2,261	-	-	-	**95,343**
8	**Pengangkutan & Penyimpanan dan Maklumat & Komunikasi**	257,170	17,031	4,161	-	-	(44,113)	**234,248**
9	**Kewangan & Insurans**	124,325	7,365	2,232	-	-	-	**133,922**
10	**Hartanah & Pemilikan Tempat Kediaman**	87,584	-	271	-	-	-	**87,854**
11	**Perkhidmatan Perniagaan & Persendirian**	168,615	46,110	4,428	-	-	-	**219,153**
12	**Perkhidmatan Kerajaan**	217,453	935	108	-	-	-	**218,496**
	JUMLAH PENAWARAN / PENGGUNAAN	**3,260,565**	**763,081**	**49,523**	**3,610**	**-**	**-**	**4,069,559**
	Pembelian Langsung oleh Residen di Luar Negeri	-	20,071	-	-	-	-	**20,071**
	Pembelian Dalam Negeri oleh Bukan Residen	-	-	-	-	-	-	**-**
	JUMLAH	**3,260,565**	**783,152**	**49,523**	**3,610**	**-**	**-**	**4,089,631**

Jadual 16: Ringkasan Jadual Penawaran dan Penggunaan Barangan dan Perkhidmatan pada Harga Pembeli (RM Juta), 2020

Table 16: Summary of Supply and Use Tables of Goods and Services at Purchasers' Prices (RM Million), 2020

PENGGUNAAN/ *USE*								
Penggunaan Perantaraan *Intermediate Use*	**Penggunaan Swasta** *Private Consumption*	**Penggunaan Kerajaan** *Government Consumption*	**Pembentukan Modal Tetap Kasar** *Gross Fixed Capital Formation*	**Perubahan Inventori** *Changes in Inventories*	**Eksport** *Exports*	**Jumlah Penggunaan pada Harga Pembeli** *Total Use at Purchasers' Prices*	***Commodity***	
110,645	78,561	-	6,007	(2,386)	11,286	**204,113**	***Agriculture, Fishing & Forestry***	***1***
142,787	-	-	3,635	(1,586)	68,459	**213,294**	***Mining & Quarrying***	***2***
1,153,922	396,208	-	121,997	(23,449)	714,792	**2,363,471**	***Manufacturing***	***3***
84,693	13,650	426	-	12	518	**99,299**	***Utilities***	***4***
37,644	-	-	142,860	10,075	3,241	**193,819**	***Construction***	***5***
3,420	3,127	-	-	-	-	**6,547**	***Wholesale & Retail Trade***	***6***
19,324	76,018	-	-	-	-	**95,343**	***Accommodation and Food & Beverages***	***7***
98,069	91,358	-	17,649	-	27,172	**234,248**	***Transportation & Storage and Information & Communication***	***8***
78,740	50,774	-	-	-	4,408	**133,922**	***Finance & Insurance***	***9***
12,270	75,584	-	-	-	-	**87,854**	***Real Estate & Ownership of Dwellings***	***10***
137,803	39,201	7,884	3,497	-	30,768	**219,153**	***Business & Private Services***	***11***
9,161	30,905	177,078	1,021	-	331	**218,496**	***Government Services***	***12***
1,888,478	**855,386**	**185,388**	**296,666**	**(17,334)**	**860,975**	**4,069,559**	***TOTAL SUPPLY / USE***	
-	20,071	-	-	-	-	**20,071**	***Direct Purchases Abroad by Residents***	
-	(12,503)	-	-	-	12,503	**-**	***Domestic Purchases by Non-Residents***	
1,888,478	**862,955**	**185,388**	**296,666**	**(17,334)**	**873,477**	**4,089,631**	***TOTAL***	

Jadual 17: Ringkasan Jadual Pengeluaran Domestik pada Harga Asas, Aktiviti mengikut Komoditi (RM Juta), 2020

Table 17: Summary of Domestic Production Tables at Basic Prices, Activity by Commodity (RM Million), 2020

	Komoditi / Industri	**Pertanian, Perikanan & Perhutanan** *Agriculture, Fishing & Forestry*	**Perlombongan & Pengkuarian** *Mining & Quarrying*	**Pembuatan** *Manufacturing*	**Utiliti** *Utilities*	**Pembinaan** *Construction*	**Perdagangan Borong & Runcit** *Wholesale & Retail Trade*
		1	**2**	**3**	**4**	**5**	**6**
1	**Pertanian, Perikanan & Perhutanan**	141,726	-	224	-	-	12,963
2	**Perlombongan & Pengkuarian**	-	118,747	2,858	1	151	207
3	**Pembuatan**	-	188	1,394,719	-	-	13,557
4	**Utiliti**	-	-	952	79,964	20	-
5	**Pembinaan**	-	-	-	-	188,780	-
6	**Perdagangan Borong & Runcit**	-	-	-	-	-	356,577
7	**Penginapan dan Makanan & Minuman**	-	-	-	-	-	-
8	**Pengangkutan & Penyimpanan dan Maklumat & Komunikasi**	-	-	190	-	-	-
9	**Kewangan & Insurans**	-	-	-	-	-	-
10	**Hartanah & Pemilikan Tempat Kediaman**	-	-	-	-	-	-
11	**Perkhidmatan Perniagaan & Persendirian**	-	-	-	-	-	-
12	**Perkhidmatan Kerajaan**	-	-	71	442	-	-
	JUMLAH OUTPUT KOMODITI	**141,726**	**118,935**	**1,399,014**	**80,408**	**188,951**	**383,304**
	Pembelian Langsung oleh Residen di Luar Negeri	-	-	-	-	-	-

Jadual 17: Ringkasan Jadual Pengeluaran Domestik pada Harga Asas, Aktiviti mengikut Komoditi (RM Juta), 2020

Table 17: Summary of Domestic Production Tables at Basic Prices, Activity by Commodity (RM Million), 2020

Penginapan dan Makanan & Minuman *Accommodation and Food & Beverages*	**Pengangkutan & Penyimpanan dan Maklumat & Komunikasi** *Transportation & Storage and Information & Communication*	**Kewangan & Insurans** *Finance & Insurance*	**Hartanah & Pemilikan Tempat Kediaman** *Real Estate & Ownership of Dwellings*	**Perkhidmatan Perniagaan & Persendirian** *Business & Private Services*	**Perkhidmatan Kerajaan** *Government Services*	**Jumlah Output Industri Total Industry Output**	***Commodity / Industry***	
7	**8**	**9**	**10**	**11**	**12**			
-	-	-	151	2,490	-	**157,555**	***Agriculture, Fishing & Forestry***	***1***
-	-	-	11	1,495	-	**123,470**	***Mining & Quarrying***	***2***
-	-	-	1,147	4,426	-	**1,414,037**	***Manufacturing***	***3***
-	-	-	83	587	-	**81,606**	***Utilities***	***4***
-	-	-	135	718	-	**189,632**	***Construction***	***5***
-	-	-	14,226	16,620	-	**387,423**	***Wholesale & Retail Trade***	***6***
93,031	38	-	263	1,056	-	**94,388**	***Accommodation and Food & Beverages***	***7***
-	257,009	-	757	17,261	-	**275,217**	***Transportation & Storage and Information & Communication***	***8***
-	-	124,325	877	21,308	-	**146,510**	***Finance & Insurance***	***9***
-	-	-	69,567	2,808	-	**72,376**	***Real Estate & Ownership of Dwellings***	***10***
51	4	-	164	96,682	-	**96,901**	***Business & Private Services***	***11***
-	118	-	202	3,164	217,453	**221,452**	***Government Services***	***12***
93,081	**257,170**	**124,325**	**87,584**	**168,615**	**217,453**	**3,260,565**	***TOTAL OUTPUT COMMODITY***	
-	-	-	-	-	-	**-**	***Direct Purchase Abroad by Resident***	

Jadual 18: Ringkasan Jadual Penggunaan Domestik pada Harga Asas, Komoditi mengikut Aktiviti (RM Juta), 2020

Table 18: Summary of Domestic Use Tables at Basic Prices, Commodity by Activity (RM Million), 2020

	Komoditi \ Aktiviti	**Pertanian, Perikanan & Perhutanan** *Agriculture, Fishing & Forestry*	**Perlombongan & Pengkuarian** *Mining & Quarrying*	**Pembuatan** *Manufacturing*	**Utiliti** *Utilities*	**Pembinaan** *Construction*	**Perdagangan Borong & Runcit** *Wholesale & Retail Trade*	**Penginapan dan Makanan & Minuman** *Accommodation and Food & Beverages*	**Pengangkutan & Penyimpanan dan Maklumat & Komunikasi** *Transportation & Storage and Information & Communication*	**Kewangan & Insurans** *Finance & Insurance*	**Hartanah & Pemilikan Tempat Kediaman** *Real Estate & Ownership of Dwellings*
		1	**2**	**3**	**4**	**5**	**6**	**7**	**8**	**9**	**10**
1	**Pertanian, Perikanan & Perhutanan**	2,086	-	68,099	-	-	4,332	2,923	-	-	-
2	**Perlombongan & Pengkuarian**	33	6,615	59,359	250	5,612	9	-	-	-	-
3	**Pembuatan**	16,729	6,007	461,756	9,964	63,752	54,294	25,538	32,129	1,356	4,522
4	**Utiliti**	923	351	33,928	6,819	773	10,528	2,761	2,256	542	440
5	**Pembinaan**	139	1,081	779	6,307	6,926	9,495	155	3,852	1,274	4,718
6	**Perdagangan Borong & Runcit**	4,899	3,743	137,049	3,961	16,884	14,995	6,245	7,343	460	1,181
7	**Penginapan dan Makanan & Minuman**	878	394	2,796	21	99	-	4,939	3,524	432	113
8	**Pengangkutan & Penyimpanan dan Maklumat & Komunikasi**	791	871	20,937	889	4,604	7,801	1,903	54,197	2,828	697
9	**Kewangan & Insurans**	2,774	759	19,700	1,085	7,141	16,309	670	4,044	12,970	2,846
10	**Hartanah & Pemilikan Tempat Kediaman**	305	179	2,686	26	513	3,705	878	727	399	554
11	**Perkhidmatan Perniagaan & Persendirian**	1,735	981	24,248	1,578	3,998	7,258	2,079	12,622	20,150	1,883
12	**Perkhidmatan Kerajaan**	-	-	-	-	-	-	-	-	-	-
	JUMLAH INPUT PERANTARAAN	**31,293**	**20,982**	**831,338**	**30,899**	**110,300**	**128,727**	**48,090**	**120,695**	**40,410**	**16,955**
	Pembelian Langsung oleh Residen di Luar Negeri	-	-	-	-	-	-	-	-	-	-
	Pembelian Dalam Negeri oleh Bukan Residen	-	-	-	-	-	-	-	-	-	-
	JUMLAH INPUT	**31,293**	**20,982**	**831,338**	**30,899**	**110,300**	**128,727**	**48,090**	**120,695**	**40,410**	**16,955**
	Komoditi Import	10,496	6,650	269,517	10,170	22,768	19,971	5,635	21,367	8,678	1,306
	Cukai ke atas Produk	507	313	10,479	371	1,375	1,947	606	2,379	987	228
	Subsidi ke atas Produk	368	31	1,634	122	163	134	138	204	3	47
	Nilai Ditambah Kasar	115,627	95,556	304,338	40,288	55,351	236,912	40,195	130,981	96,438	53,935
	Pampasan Pekerja	21,527	10,070	118,650	6,537	41,901	77,644	20,749	40,120	32,477	4,369
	Cukai Bersih Lain ke atas Pengeluaran	(320)	(355)	(3,020)	(176)	(504)	(890)	(263)	(649)	(301)	(81)
	Lebihan Kendalian, Kasar	94,420	85,840	188,708	33,927	13,954	160,158	19,710	91,510	64,262	49,646
	Penggunaan Modal Tetap	9,034	29,188	49,120	20,214	4,844	10,592	3,718	38,582	5,705	31,829
	Lebihan Kendalian, Bersih	85,386	56,652	139,589	13,713	9,110	149,566	15,992	52,928	58,557	17,817
	JUMLAH OUTPUT	**157,555**	**123,470**	**1,414,037**	**81,606**	**189,632**	**387,423**	**94,388**	**275,217**	**146,510**	**72,376**

Jadual 18: Ringkasan Jadual Penggunaan Domestik pada Harga Asas, Komoditi mengikut Aktiviti (RM Juta), 2020

Table 18: Summary of Domestic Use Tables at Basic Prices, Commodity by Activity (RM Million), 2020

Perkhidmatan Perniagaan & Persendirian *Business & Private Services*	**Perkhidmatan Kerajaan** *Government Services*	**Jumlah Penggunaan Perantaraan** *Total Intermediate Use*	**Penggunaan Swasta** *Private Consumption*	**Penggunaan Kerajaan** *Government Consumption*	**Pembentukan Modal Tetap Kasar** *Gross Fixed Capital Formation*	**Perubahan Inventori** *Changes in Inventories*	**Jumlah Penggunaan Domestik** *Total Domestic Use*	**Eksport** *Exports*	**Jumlah Penggunaan Akhir** *Total Final Use*	**Jumlah Penggunaan** *Total Use*	***Activity*** / ***Commodity***	
11	**12**	**13**	**14**	**15**	**16**	**17**	**18**	**19**	**20**	**21**		
-	-	**77,439**	53,944	-	4,860	(2,454)	56,349	7,938	64,288	**141,726**	***Agriculture, Fishing & Forestry***	***1***
-	-	**71,878**	-	-	2,940	(1,881)	1,059	45,998	47,057	**118,935**	***Mining & Quarrying***	***2***
7,941	17,872	**701,858**	268,963	-	11,548	(26,029)	254,482	442,674	697,156	**1,399,014**	***Manufacturing***	***3***
1,681	7,569	**68,572**	11,055	349	-	12	11,417	419	11,836	**80,408**	***Utilities***	***4***
1,438	1,225	**37,389**	-	-	142,102	6,245	148,347	3,214	151,561	**188,951**	***Construction***	***5***
2,211	5,843	**204,814**	67,942	68	15,228	-	83,238	95,251	178,489	**383,304**	***Wholesale & Retail Trade***	***6***
2,040	3,948	**19,184**	73,898	-	-	-	73,898	-	73,898	**93,081**	***Accommodation and Food & Beverages***	***7***
4,152	5,845	**105,515**	94,676	9	18,934	-	113,619	38,035	151,654	**257,170**	***Transportation & Storage and Information & Communication***	***8***
3,522	1,808	**73,631**	46,362	-	-	-	46,362	4,333	50,694	**124,325**	***Finance & Insurance***	***9***
861	1,373	**12,204**	75,379	-	-	-	75,379	-	75,379	**87,584**	***Real Estate & Ownership of Dwellings***	***10***
13,441	7,631	**97,605**	35,062	5,407	478	-	40,948	30,062	71,010	**168,615**	***Business & Private Services***	***11***
-	9,098	**9,098**	30,804	176,203	1,018	-	208,025	330	208,355	**217,453**	***Government Services***	***12***
37,287	**62,212**	**1,479,187**	**758,085**	**182,036**	**197,108**	**(24,107)**	**1,113,123**	**668,255**	**1,781,378**	**3,260,565**	***TOTAL INTERMEDIATE INPUT***	
-	-	**-**	20,071	-	-	-	20,071	-	20,071	**20,071**	***Direct Purchases Abroad by Residents***	
-	-	**-**	(12,503)	-	-	-	(12,503)	12,503	-	**-**	***Domestic Purchases by Non-Residents***	
37,287	**62,212**	**1,479,187**	**765,654**	**182,036**	**197,108**	**(24,107)**	**1,120,692**	**680,758**	**1,801,450**	**3,280,637**	***TOTAL INPUT***	
6,354	8,879	**391,790**	81,156	3,352	95,381	6,773	186,661	184,630	371,291	**763,081**	***Imported Commodities***	
801	384	**20,375**	16,880	-	4,178	-	21,058	8,090	29,148	**49,523**	***Taxes on Products***	
26	4	**2,874**	736	-	-	-	736	-	736	**3,610**	***Subsidies on Products***	
52,485	149,981	**1,372,087**	-	-	-	-	-	-	-	**-**	***Gross Value Added***	
27,955	124,589	**526,588**	-	-	-	-	-	-	-	**-**	***Compensation of Employees***	
(274)	(273)	**(7,106)**	-	-	-	-	-	-	-	**-**	***Other Net Taxes on Production***	
24,804	25,666	**852,606**	-	-	-	-	-	-	-	**-**	***Operating Surplus, Gross***	
2,319	20,855	**225,999**									***Consumption of Fixed Capital***	
22,485	4,811	**626,607**									***Operating Surplus, Net***	
96,901	**221,452**	**3,260,565**	**862,955**	**185,388**	**296,666**	**(17,334)**	**1,327,675**	**873,477**	**2,201,153**	**4,089,631**	***TOTAL OUTPUT***	

Jadual 19: Ringkasan Jadual Penggunaan Import pada Harga Asas, Komoditi mengikut Aktiviti (RM Juta), 2020

Table 19: Summary of Imports Use Tables at Basic Prices, Commodity by Activity (RM Million), 2020

	Komoditi \ Aktiviti	**Pertanian, Perikanan & Perhutanan** *Agriculture, Fishing & Forestry*	**Perlombongan & Pengkuarian** *Mining & Quarrying*	**Pembuatan** *Manufacturing*	**Utiliti** *Utilities*	**Pembinaan** *Construction*	**Perdagangan Borong & Runcit** *Wholesale & Retail Trade*	**Penginapan dan Makanan & Minuman** *Accommodation and Food & Beverages*	**Pengangkutan & Penyimpanan dan Maklumat & Komunikasi** *Transportation & Storage and Information & Communication*	**Kewangan & Insurans** *Finance & Insurance*	**Hartanah & Pemilikan Tempat Kediaman** *Real Estate & Ownership of Dwellings*
		1	**2**	**3**	**4**	**5**	**6**	**7**	**8**	**9**	**10**
1	**Pertanian, Perikanan & Perhutanan**	2,127	-	12,785	-	-	517	1,047	-	-	-
2	**Perlombongan & Pengkuarian**	643	3,235	33,576	8,306	696	1	-	-	-	-
3	**Pembuatan**	7,050	2,684	211,564	1,327	20,168	15,684	3,283	4,761	387	552
4	**Utiliti**	-	-	3	-	-	1	-	-	-	-
5	**Pembinaan**	-	-	-	-	-	-	-	-	-	-
6	**Perdagangan Borong & Runcit**	-	-	-	-	-	-	-	-	-	-
7	**Penginapan dan Makanan & Minuman**	-	-	-	-	-	-	-	-	-	-
8	**Pengangkutan & Penyimpanan dan Maklumat & Komunikasi**	19	34	480	52	280	344	237	11,809	158	36
9	**Kewangan & Insurans**	135	65	1,386	58	582	785	48	337	197	129
10	**Hartanah & Pemilikan Tempat Kediaman**	-	-	-	-	-	-	-	-	-	-
11	**Perkhidmatan Perniagaan & Persendirian**	522	631	9,724	426	1,041	2,638	1,019	4,458	7,936	589
12	**Perkhidmatan Kerajaan**	-	-	-	-	-	-	-	-	-	-
	JUMLAH	**10,496**	**6,650**	**269,517**	**10,170**	**22,768**	**19,971**	**5,635**	**21,367**	**8,678**	**1,306**

Jadual 19: Ringkasan Jadual Penggunaan Import pada Harga Asas, Komoditi mengikut Aktiviti (RM Juta), 2020

Table 19: Summary of Imports Use Tables at Basic Prices, Commodity by Activity (RM Million), 2020

Perkhidmatan Perniagaan & Persendirian *Business & Private Services*	**Perkhidmatan Kerajaan** *Government Services*	**Jumlah Penggunaan Perantaraan** *Total Intermediate Use*	**Penggunaan Swasta** *Private Consumption*	**Penggunaan Kerajaan** *Government Consumption*	**Pembentukan Modal Tetap Kasar** *Gross Fixed Capital Formation*	**Perubahan Inventori** *Changes in Inventories*	**Jumlah Penggunaan Domestik** *Total Domestic Use*	**Eksport** *Exports*	**Jumlah Penggunaan Akhir** *Total Final Use*	**Jumlah Penggunaan** *Total Use*	***Activity*** / ***Commodity***	
11	**12**											
-	-	**16,476**	10,865	-	178	68	11,111	1,586	12,697	**29,173**	***Agriculture, Fishing & Forestry***	***1***
-	-	**46,457**	-	-	-	295	295	9,764	10,059	**56,516**	***Mining & Quarrying***	***2***
2,033	4,272	**273,765**	60,263	-	92,229	2,580	155,072	173,275	328,347	**602,112**	***Manufacturing***	***3***
-	1	**6**	2	-	-	-	2	-	2	**8**	***Utilities***	***4***
-	-	**-**	-	-	-	3,830	3,830	-	3,830	**3,830**	***Construction***	***5***
-	-	**-**	-	-	-	-	-	-	-	**-**	***Wholesale & Retail Trade***	***6***
-	-	**-**	-	-	-	-	-	-	-	**-**	***Accommodation and Food & Beverages***	***7***
231	186	**13,867**	3,163	-	-	-	3,163	2	3,165	**17,031**	***Transportation & Storage and Information & Communication***	***8***
197	94	**4,014**	3,352	-	-	-	3,352	-	3,352	**7,365**	***Finance & Insurance***	***9***
-	-	**-**	-	-	-	-	-	-	-	**-**	***Real Estate & Ownership of Dwellings***	***10***
3,894	4,266	**37,145**	3,512	2,477	2,973	-	8,963	2	8,965	**46,110**	***Business & Private Services***	***11***
-	60	**60**	-	875	-	-	875	-	875	**935**	***Government Services***	***12***
6,354	**8,879**	**391,790**	**81,156**	**3,352**	**95,381**	**6,773**	**186,661**	**184,630**	**371,291**	**763,081**	***TOTAL***	

Jadual 20: Ringkasan Jadual Penggunaan pada Harga Pembeli, Komoditi mengikut Aktiviti (RM Juta), 2020

Table 20: Summary of Use Tables at Purchasers' Prices, Commodity by Activity (RM Million), 2020

	Komoditi \ Aktiviti	Pertanian, Perikanan & Perhutanan *Agriculture, Fishing & Forestry*	Perlombongan & Pengkuarian *Mining & Quarrying*	Pembuatan *Manufacturing*	Utiliti *Utilities*	Pembinaan *Construction*	Perdagangan Borong & Runcit *Wholesale & Retail Trade*	Penginapan dan Makanan & Minuman *Accommodation and Food & Beverages*	Pengangkutan & Penyimpanan dan Maklumat & Komunikasi *Transportation & Storage and Information & Communication*	Kewangan & Insurans *Finance & Insurance*	Hartanah & Pemilikan Tempat Kediaman *Real Estate & Ownership of Dwellings*
		1	2	3	4	5	6	7	8	9	10
1	Pertanian, Perikanan & Perhutanan	4,810	-	95,161	-	-	5,974	4,699	-	-	-
2	Perlombongan & Pengkuarian	694	12,122	113,248	8,730	7,982	12	-	-	-	-
3	Pembuatan	28,343	10,471	789,356	14,024	101,408	84,070	34,683	44,846	2,111	6,311
4	Utiliti	1,140	434	41,913	8,433	954	13,008	3,410	2,788	671	543
5	Pembinaan	140	1,089	785	6,351	6,974	9,561	156	3,879	1,282	4,751
6	Perdagangan Borong & Runcit	62	160	1,669	13	117	189	88	91	63	5
7	Penginapan dan Makanan & Minuman	885	397	2,811	21	99	-	4,983	3,561	434	116
8	Pengangkutan & Penyimpanan dan Maklumat & Komunikasi	288	573	5,855	517	3,208	6,535	1,389	66,406	2,982	618
9	Kewangan & Insurans	2,943	841	21,400	1,158	7,859	17,306	730	4,465	13,355	3,006
10	Hartanah & Pemilikan Tempat Kediaman	307	180	2,702	26	516	3,727	883	731	401	557
11	Perkhidmatan Perniagaan & Persendirian	2,316	1,648	34,799	2,046	5,163	10,128	3,171	17,470	28,773	2,534
12	Perkhidmatan Kerajaan	-	-	-	-	-	-	-	-	-	-
	JUMLAH INPUT PERANTARAAN	**41,928**	**27,914**	**1,109,699**	**41,318**	**134,281**	**150,510**	**54,193**	**144,236**	**50,071**	**18,441**
	Pembelian Langsung oleh Residen di Luar Negeri	-	-	-	-	-	-	-	-	-	-
	Pembelian Dalam Negeri oleh Bukan Residen	-	-	-	-	-	-	-	-	-	-
	JUMLAH INPUT	**41,928**	**27,914**	**1,109,699**	**41,318**	**134,281**	**150,510**	**54,193**	**144,236**	**50,071**	**18,441**
	Nilai Ditambah Kasar	115,627	95,556	304,338	40,288	55,351	236,912	40,195	130,981	96,438	53,935
	Pampasan Pekerja	21,527	10,070	118,650	6,537	41,901	77,644	20,749	40,120	32,477	4,369
	Cukai Bersih Lain ke atas Pengeluaran	(320)	(355)	(3,020)	(176)	(504)	(890)	(263)	(649)	(301)	(81)
	Lebihan Kendalian, Kasar	94,420	85,840	188,708	33,927	13,954	160,158	19,710	91,510	64,262	49,646
	Penggunaan Modal Tetap	9,034	29,188	49,120	20,214	4,844	10,592	3,718	38,582	5,705	31,829
	Lebihan Kendalian, Bersih	85,386	56,652	139,589	13,713	9,110	149,566	15,992	52,928	58,557	17,817
	JUMLAH OUTPUT	**157,555**	**123,470**	**1,414,037**	**81,606**	**189,632**	**387,423**	**94,388**	**275,217**	**146,510**	**72,376**

Jadual 20: Ringkasan Jadual Penggunaan pada Harga Pembeli, Komoditi mengikut Aktiviti (RM Juta), 2020

Table 20: Summary of Use Tables at Purchasers' Prices, Commodity by Activity (RM Million), 2020

Perkhidmatan Perniagaan & Persendirian *Business & Private Services*	Perkhidmatan Kerajaan *Government Services*	Jumlah Penggunaan Perantaraan *Total Intermediate Use*	Penggunaan Swasta *Private Consumption*	Penggunaan Kerajaan *Government Consumption*	Pembentukan Modal Tetap Kasar *Gross Fixed Capital Formation*	Perubahan Inventori *Changes in Inventories*	Jumlah Penggunaan Domestik *Total Domestic Use*	Eksport *Exports*	Jumlah Penggunaan Akhir *Total Final Use*	Jumlah Penggunaan *Total Use*	*Activity* / *Commodity*	
11	**12**											
-	-	**110,645**	78,561	-	6,007	(2,386)	82,182	11,286	93,469	**204,113**	***Agriculture, Fishing & Forestry***	***1***
-	-	**142,787**	-	-	3,635	(1,586)	2,049	68,459	70,507	**213,294**	***Mining & Quarrying***	***2***
12,152	26,146	**1,153,922**	396,208	-	121,997	(23,449)	494,756	714,792	1,209,548	**2,363,471**	***Manufacturing***	***3***
2,076	9,321	**84,693**	13,650	426	-	12	14,088	518	14,606	**99,299**	***Utilities***	***4***
1,448	1,228	**37,644**	-	-	142,860	10,075	152,935	3,241	156,176	**193,819**	***Construction***	***5***
78	886	**3,420**	3,127	-	-	-	3,127	-	3,127	**6,547**	***Wholesale & Retail Trade***	***6***
2,058	3,959	**19,324**	76,018	-	-	-	76,018	-	76,018	**95,343**	***Accommodation and Food & Beverages***	***7***
4,206	5,492	**98,069**	91,358	-	17,649	-	109,007	27,172	136,179	**234,248**	***Transportation & Storage and Information & Communication***	***8***
3,767	1,912	**78,740**	50,774	-	-	-	50,774	4,408	55,182	**133,922**	***Finance & Insurance***	***9***
866	1,374	**12,270**	75,584	-	-	-	75,584	-	75,584	**87,854**	***Real Estate & Ownership of Dwellings***	***10***
17,765	11,990	**137,803**	39,201	7,884	3,497	-	50,582	30,768	81,350	**219,153**	***Business & Private Services***	***11***
-	9,161	**9,161**	30,905	177,078	1,021	-	209,004	331	209,335	**218,496**	***Government Services***	***12***
44,416	**71,471**	**1,888,478**	**855,386**	**185,388**	**296,666**	**(17,334)**	**1,320,107**	**860,975**	**2,181,081**	**4,069,559**	***TOTAL INTERMEDIATE INPUT***	
-	-	**-**	20,071	-	-	-	20,071	-	20,071	**20,071**	***Direct Purchases Abroad by Residents***	
-	-	**-**	(12,503)	-	-	-	(12,503)	12,503	-	**-**	***Domestic Purchases by Non-Residents***	
44,416	**71,471**	**1,888,478**	**862,955**	**185,388**	**296,666**	**(17,334)**	**1,327,675**	**873,477**	**2,201,153**	**4,089,631**	***TOTAL INPUT***	
52,485	149,981	**1,372,087**	-	-	-	-	-	-	-	**-**	***Gross Value Added***	
27,955	124,589	**526,588**	-	-	-	-	-	-	-	**-**	***Compensation of Employees***	
(274)	(273)	**(7,106)**	-	-	-	-	-	-	-	**-**	***Other Net Taxes on Production***	
24,804	25,666	**852,606**	-	-	-	-	-	-	-	**-**	***Operating Surplus, Gross***	
2,319	20,855	**225,999**									***Consumption of Fixed Capital***	
22,485	4,811	**626,607**									***Operating Surplus, Net***	
96,901	**221,452**	**3,260,565**	**-**	**-**	**-**	**-**	**-**	**-**	**-**	**-**	***TOTAL OUTPUT***	

Muka surat ini sengaja dibiarkan kosong
This page is deliberately left blank

NOTA TEKNIKAL
TECHNICAL NOTES

Muka surat ini sengaja dibiarkan kosong
This page is deliberately left blank

Konsep dan Definisi

Konsep dan definisi yang digunakan bagi penyusunan Jadual I-O adalah berdasarkan *System of National Accounts (SNA) 2008, United Nations*.

Skop dan Liputan

Penyusunan Jadual I-O menggunakan Piawaian Klasifikasi Industri Malaysia (MSIC) 2008 yang mematuhi *International Standard Industrial Classification of All Economic Activities (ISIC) Rev. 4*. Sementara itu, klasifikasi komoditi pula berdasarkan kepada Klasifikasi Produk Mengikut Aktiviti Malaysia (MCPA) 2009 yang selaras dengan *Central Product Classification (CPC) Ver. 2.0*. Klasifikasi terperinci ditunjukkan di **Lampiran 1**.

Metodologi

Kaedah penyusunan Jadual I-O berasaskan *Handbook on Supply, Use and Input-Output tables with Extensions and Applications (2018)* dan *Eurostat Manual of Supply, Use and Input-Output Tables (2008 Edition).*

Kerangka Kerja Jadual I-O

Jadual I-O dikemaskini menggunakan matriks bersaiz 124 komoditi dan 124 aktiviti berdasarkan struktur komoditi bagi output dan input Jadual I-O 2015. Jadual Penawaran menunjukkan penawaran barangan dan perkhidmatan domestik, import dan cukai bersih ke atas produk manakala Jadual Penggunaan menunjukkan penggunaan barangan dan perkhidmatan domestik serta eksport dalam ekonomi.

Jadual I-O disusun berasaskan kepada kerangka *Non-Competitive type*. Kerangka kerja penggunaan mengandungi tiga kuadran iaitu input perantaraan, permintaan akhir dan input utama. Kuadran input perantaraan merekodkan penggunaan pelbagai input yang digunakan oleh industri untuk memenuhi keperluan pengeluaran aktiviti mereka.

Kuadran permintaan akhir merekodkan penggunaan komoditi oleh permintaan domestik dan permintaan luar negara. Permintaan domestik terdiri daripada penggunaan swasta, penggunaan kerajaan, pembentukan modal tetap kasar dan perubahan dalam inventori. Sementara itu, permintaan luar negeri merekodkan transaksi eksport di Malaysia.

Kuadran input utama pula merekodkan pembayaran kepada faktor pengeluaran seperti nilai ditambah kasar serta cukai ke atas produk dan subsidi. Struktur asas Jadual I-O ditunjukkan oleh **Rajah 1.**

Rajah 1: Struktur Asas Jadual Input-Output

DARIPADA \ KEPADA	Aktiviti/Komoditi		PENGGUNAAN PERANTARAAN													PENGGUNAAN AKHIR							
			1 Pertanian, Perikanan & Perhutanan	2 Perlombongan & Pengkuarian	3 Pembuatan	4 Utiliti	5 Pembinaan	6 Perdagangan Borong & Runcit	7 Penginapan dan Makanan & Minuman	8 Pengangkutan & Penyimpanan dan Maklumat & Komunikasi	9 Kewangan & Insurans	10 Hartanah & Pemilikan Tempat Kediaman	11 Perkhidmatan Perniagaan & Persendirian	12 Perkhidmatan Kerajaan	JUMLAH PENGGUNAAN PERANTARAAN	Penggunaan Swasta	Penggunaan Kerajaan	Pembentukan Modal Tetap Kasar	Perubahan Inventori	PENGGUNAAN DOMESTIK	Export	JUMLAH PENGGUNAAN AKHIR	JUMLAH OUTPUT
INPUT PERANTARAAN	Pertanian, Perikanan & Perhutanan	1	KUADRAN 1 INPUT PERANTARAAN													KUADRAN 2 PENGGUNAAN AKHIR							
	Perlombongan & Pengkuarian	2																					
	Pembuatan	3																					
	Utiliti	4																					
	Pembinaan	5																					
	Perdagangan Borong & Runcit	6																					
	Penginapan dan Makanan & Minuman	7																					
	Pengangkutan & Penyimpanan dan Maklumat & Komunikasi	8																					
	Kewangan & Insurans	9																					
	Hartanah & Pemilikan Tempat Kediaman	10																					
	Perkhidmatan Perniagaan & Persendirian	11																					
	Perkhidmatan Kerajaan	12																					
	JUMLAH INPUT PERANTARAAN																						
INPUT UTAMA	Komoditi Import		KUADRAN 3 INPUT UTAMA																				
	Cukai ke atas Produk																						
	Subsidi ke atas Produk																						
	Nilai Ditambah Kasar																						
	Pampasan Pekerja																						
	Cukai Bersih Lain ke atas Pengeluaran																						
	Lebihan Kendalian, Kasar																						
	Penggunaan Modal Tetap																						
	Lebihan Kendalian,Bersih																						
JUMLAH INPUT																							

Penilaian

i. Harga asas + cukai ke atas produk - subsidi ke atas produk = harga pengeluar; dan

ii. Harga pengeluar + margin perdagangan + margin pengangkutan = harga pembeli

Dua konsep utama harga yang diaplikasi dalam Jadual I-O adalah:

i. **Harga pembeli** iaitu harga yang dibayar oleh pembeli terhadap barangan dan perkhidmatan pada masa dan tempat yang ditentukan oleh pembeli. Ia termasuk sebarangan margin perdagangan dan pengangkutan; dan cukai tolak subsidi ke atas produk serta caj pengangkutan dibayar secara berasingan oleh pembeli; dan

ii. **Harga asas** iaitu harga yang diterima oleh pengeluar bagi setiap unit barangan dan perkhidmatan yang dikeluarkan sebagai output, tidak termasuk sebarang cukai yang dibayar dan termasuk sebarang subsidi yang perlu diterima atas produk. Ianya juga tidak termasuk sebarang margin perdagangan dan pengangkutan serta caj yang dikenakan oleh pengeluar secara berasingan.

Dalam analisis I-O, semua transaksi hendaklah dinilai pada harga yang sama. Pembelian terhadap satu unit komoditi tertentu dalam analisa I-O diandaikan akan menggerakkan permintaan dalam jumlah yang sama. Keutamaan bagi pemilihan harga asas adalah berdasarkan kepada pertimbangan berikut:

i. Harga asas memberikan penilaian yang paling homogen pada setiap baris disebabkan cukai dan harga pembeli adalah berbeza bergantung kepada sektor yang mengguna; dan

ii. Harga asas merekodkan pendapatan yang diterima oleh pengeluar.

Sumber Data

Teknik yang digunakan dalam pengemaskinian ini adalah kaedah *non-survey* bagi matriks input dan output berdasarkan statistik akaun negara yang meliputi sektor Pertanian, perikanan & perhutanan, Perlombongan & pengkuarian, Pembinaan, Pembuatan dan Perkhidmatan. Manakala bagi komponen lain adalah disusun berdasarkan data semasa. Sumber data lain diperoleh daripada data sekunder dari pelbagai agensi kerajaan. Perincian sumber data seperti di **Lampiran 2**.

Keterangan Jadual

Jadual yang diterbitkan dalam penerbitan ini terdiri daripada:

Jadual 1, 6, 11 dan 16:

Jadual Penawaran dan Penggunaan Barangan & Perkhidmatan pada Harga Pembeli

Jadual-jadual ini merupakan rumusan bagi komponen penawaran dan penggunaan dalam ekonomi Malaysia yang dinilai pada harga pembeli. Ia terbahagi kepada dua bahagian. Penawaran menunjukkan komponen pengeluaran domestik dan import yang dinilai pada harga asas. Bagi mendapatkan nilai pada harga pembeli, pengeluaran domestik dan import perlu dicampur dengan margin perdagangan, margin pengangkutan dan cukai tolak subsidi ke atas produk.

Penggunaan menunjukkan pelbagai kegunaan komoditi iaitu sebagai input perantaraan dan penggunaan akhir (penggunaan swasta, penggunaan kerajaan, pembentukan modal tetap kasar, perubahan inventori dan eksport) yang dinilai pada harga pembeli.

Jadual 2, 7, 12 dan 17:

Pengeluaran Domestik pada Harga Asas, Aktiviti mengikut Komoditi

Jadual ini menunjukkan pengeluaran barangan dan perkhidmatan domestik pada harga asas. Baris menunjukkan pelbagai aktiviti (industri) manakala lajur menunjukkan komoditi barangan dan perkhidmatan yang dikeluarkan oleh industri berkenaan. Pepenjuru dalam matriks ini mewakili keluaran utama bagi industri berkenaan. Produk utama akan ditunjukkan di pepenjuru *(diagonal)* dalam matriks. Manakala produk sekunder akan berada di *non-diagonal*.

Jadual 3, 8, 13 dan 18:

Jadual Penggunaan Domestik pada Harga Asas

Lajur pada jadual menunjukkan input yang diperlukan oleh sesuatu industri bagi pengeluarannya. Bahagian pertama menunjukkan barangan dan perkhidmatan domestik yang dikeluarkan sebagai barangan perantaraan. Komoditi import menunjukkan jumlah barangan dan perkhidmatan yang diimport; dan cukai ke atas produk menunjukkan jumlah cukai yang dibayar ke atas input (domestik dan import). Nilai ditambah kasar termasuk pampasan pekerja dan lebihan kendalian kasar.

Pelbagai kegunaan terhadap komoditi tersebut ditunjukkan pada setiap baris. Kuadran pertama pada jadual ini menunjukkan penggunaan komoditi sebagai input perantaraan dan kuadran kedua jadual ini menunjukkan penggunaan komoditi ini mengikut pelbagai kategori permintaan akhir. Hasil tambah mengikut baris ini memberi jumlah pengeluaran domestik bagi komoditi yang dinilai pada harga asas.

Jadual 4, 9, 14 dan 19:

Jadual Penggunaan Import pada Harga Asas

Jadual ini menunjukkan penggunaan barangan dan perkhidmatan yang diimport mengikut komoditi. Matriks ini merupakan perincian terhadap komoditi import yang ditunjukkan di Jadual Penggunaan Domestik pada Harga Asas.

Jadual 5, 10, 15 dan 20:

Jadual Penggunaan pada Harga Pembeli

Jadual ini menunjukkan penggunaan komoditi domestik dan import yang dikeluarkan oleh pelbagai industri serta permintaan akhir yang dinilai pada harga pembeli iaitu termasuk cukai dan margin yang diagihkan kepada komoditi yang berkaitan.

Jadual Simetri

Jadual Pengeluaran domestik pada harga asas (A) dan Jadual Penggunaan domestik pada harga asas (C) digunakan untuk mendapatkan jadual simetri (aktiviti mengikut aktiviti dan komoditi mengikut komoditi). C_1 adalah pekali input bagi matriks di Jadual A, diperoleh dengan membahagi setiap sel dengan jumlah lajur. Sementara itu, C_2 adalah pekali output bagi matriks di Jadual C, diperoleh dengan membahagi setiap sel dengan jumlah baris.

Jadual simetri A_a (aktiviti mengikut aktiviti) diperoleh melalui operasi darab matriks seperti berikut:

$$A_a = C_1 * A$$

di mana, A_a adalah matriks pengeluaran domestik, aktiviti mengikut aktiviti

A adalah matriks penggunaan domestik, komoditi mengikut aktiviti

C_1 adalah pekali input bagi matriks pengeluaran domestik

$C_1 = \frac{x_{ij}}{X_j}$ adalah elemen ij bagi matriks penggunaan domestik dibahagi dengan jumlah lajur output (X_j)

Sementara itu, jadual simetri A_c (komoditi mengikut komoditi) diperoleh melalui operasi darab matriks berikut:

$$A_c = A * C_2$$

di mana, A_c adalah matriks penggunaan domestik, komoditi mengikut komoditi

A adalah matriks penggunaan domestik, komoditi mengikut aktiviti

C_2 adalah pekali output bagi matriks pengeluaran domestik

$C_2 = \frac{x_{ij}}{X_i}$ adalah elemen ij bagi matriks penggunaan domestik dibahagi dengan jumlah baris output (X_i)

Matriks Leontief Songsang

Matriks Leontief Songsang dikenali sebagai jumlah matriks pekali keperluan langsung yang mengukur kebergantungan sektor j terhadap output sektor i apabila permintaan akhir bagi barangan dan perkhidmatan meningkat sebanyak RM1.

$$\text{Leontief Songsang} = (I - A)^{-1}$$

di mana, I adalah matriks identiti

$A = \frac{x_{ij}}{X_j}$ adalah pekali input bagi matriks penggunaan, aktiviti mengikut aktiviti atau komoditi mengikut komoditi dan juga dikenali sebagai pekali keperluan langsung

Pengganda Output

Pengganda output bagi sektor *j* dijelaskan sebagai nilai jumlah pengeluaran semua sektor ekonomi yang diperlukan bagi semua peringkat pengeluaran dalam menghasilkan satu unit *j* untuk kegunaan akhir. Ia boleh didefinisikan sebagai:

$$O_j = \sum_i^n l_{ij}$$

di mana, O_j adalah pengganda output bagi sektor *j*

l_{ij} adalah elemen *ij* matriks songsang Leontief

n adalah bilangan sektor

Pengganda Nilai Ditambah

Pengganda nilai ditambah boleh ditakrifkan sebagai:

$$V = B(I - A)^{-1}$$

di mana, V adalah nilai ditambah

B adalah vektor pekali input bagi nilai ditambah

I adalah matriks identiti

A adalah matriks pekali input bagi pengeluaran domestik

Rantaian ke Belakang dan ke Hadapan

Rantaian ke belakang boleh ditakrifkan sebagai:

$$BL_j = \sum_{i=1}^n l_{ij}$$

di mana, BL_j adalah rantaian ke belakang bagi sektor *j*

l_{ij} adalah elemen *ij* matriks songsang Leontief

n adalah bilangan sektor

Rantaian ke hadapan boleh didefinisikan sebagai:

$$FL_i = \sum_{j=1}^n g_{ij}$$

di mana, FL_j adalah rantaian ke hadapan bagi sektor *j*

g_{ij} adalah elemen *ij* matriks songsang Ghosh

n adalah bilangan sektor

Indeks Kuasa Serakan dan Indeks Sensitiviti Serakan

Penormalan rantaian ke belakang dikenali sebagai indeks kuasa serakan dan ditakrifkan sebagai:

$$NBL_j = \frac{\sum_{i=1}^{n} l_{ij}}{\frac{1}{n^2}\sum_{i=1}^{n}\sum_{j=1}^{n} l_{ij}}$$

di mana, NBL_j adalah indeks kuasa serakan bagi sektor j

l_{ij} adalah elemen ij matriks songsang Leontief

n adalah bilangan sektor

Penormalan rantaian ke hadapan adalah indeks sensitiviti serakan dan boleh ditakrifkan sebagai:

$$NFL_i = \frac{\sum_{j=1}^{n} g_{ij}}{\frac{1}{n}\sum_{i=1}^{n}\sum_{j=1}^{n} g_{ij}}$$

di mana, NFL_i adalah indeks sensitiviti serakan bagi sektor i

g_{ij} adalah elemen ij matriks songsang Ghosh

n adalah bilangan sektor

Pembundaran

Jumlah bagi komponen-komponen mungkin berbeza daripada jumlah besar di jadual-jadual penerbitan ini oleh kerana pembundaran angka.

Sektor Strategik

Output yang dihasilkan oleh sesebuah sektor ekonomi banyak digunakan untuk menyokong pengeluaran sektor-sektor lain. Pertumbuhan sektor strategik akan memberi faedah dan kesan limpahan kepada sektor-sektor hiliran dalam rantaian pembekalannya.

Sektor Utama

Sektor yang memperoleh input dan menjual outputnya melebihi purata sektor dalam ekonomi. Pelaburan kepada sektor ini akan memberi kelebihan kepada pertumbuhan sektor tersebut dan sektor lain yang terlibat dalam rantaian ekonomi.

Sektor Kendiri

Sektor yang memperoleh input dan menjual outputnya kurang daripada purata keseluruhan sektor-sektor dalam ekonomi. Sektor kendiri adalah sektor yang mapan dalam ekosistemnya yang tersendiri dan limpahannya kepada sektor lain dalam rantaian pembekalan adalah sedikit.

Sektor Pemacu

Sektor yang memperoleh input daripada sektor lain yang mempunyai purata lebih daripada purata sektor keseluruhan ekonomi. Pertumbuhan sektor ini akan memberi impak kepada sektor lain yang membekalkan input kepada pengeluaran sektor tersebut.

Concepts and Definition

The concepts and definition used to compile the I-O Tables are based on the System of National Accounts (SNA) 2008, United Nations.

Coverage and Scope

The compilation of I-O Tables uses the Malaysia Standard Industrial Classification (MSIC) 2008 which conforms to the Standard Industrial Classification of All Economic Activities (ISIC) Rev. 4. Meanwhile, the commodity classification is based on the Malaysia Classification of Products by Activity (MCPA) 2009 which is in line with the Central Product Classification (CPC) Ver. 2.0. The detailed classifications are shown in ***Appendix 1****.*

Methodology

The compiling method of I-O Table is based on the Handbook on Supply, Use and Input-Output tables with Extensions and Applications (2018) and Eurostat Manual of Supply, Use and Input-Output Tables (2008 Edition).

Framework of I-O Tables

The I-O table is updated using a matrix of 124 commodities and 124 industries based on the commodity structure for output and input of Input-Output Table 2015. The Supply Table shows the supply of domestic goods and services, imports and net taxes on products while the Use Table shows the usage of domestic goods & services as well as exports in the economy.

The I-O Tables are compiled based on a Non-Competitive Type framework. The Use framework consists of three quadrants namely intermediate input, final use and primary input. The intermediate input quadrant records the consumption of various inputs used by industries to meet the needs of their production activities.

The final use quadrant records the commodities consumed by domestic and external use. Domestic use comprises of private consumption, government consumption, gross fixed capital formation and changes in inventories. Meanwhile, the external use records the transactions of Malaysia's exports.

The primary input quadrant records payments to factors of production such as value added, taxes on products and subsidies. The basic structure of the I-O tables is shown in ***Figure 1****.*

Figure 1: Basic Structure of Input-Output Tables

FROM \ TO		Activity/Commodity	INTERMEDIATE USE												TOTAL INTERMEDIATE USE	FINAL USE							TOTAL OUTPUT
			1 Agriculture, Fishing & Forestry	2 Mining & Quarrying	3 Manufacturing	4 Utilities	5 Construction	6 Wholesale & Retail Trade	7 Accommodation and Food & Beverages	8 Transportation & Storage and Information & Communication	9 Finance & Insurance	10 Real Estate & Ownership of Dwellings	11 Business & Private Services	12 Government Services		Private Consumption	Government Consumption	Gross Fixed Capital Formation	Changes in Inventories	DOMESTIC USE	Exports	TOTAL FINAL USE	
INTERMEDIATE INPUT		Agriculture, Fishing & Forestry	1																				
		Mining & Quarrying	2																				
		Manufacturing	3																				
		Utilities	4																				
		Construction	5																				
		Wholesale & Retail Trade	6																				
		Accommodation and Food & Beverages	7																				
		Transportation & Storage and Information & Communication	8																				
		Finance & Insurance	9																				
		Real Estate & Ownership of Dwellings	10																				
		Business & Private Services	11																				
		Government Services	12																				
		TOTAL INTERMEDIATE INPUT																					
PRIMARY INPUT		Imported Commodities																					
		Taxes on Products																					
		Subsidies on Products																					
		Gross Value Added																					
		Compensation of Employees																					
		Other Net Taxes on Production																					
		Operating Surplus, Gross																					
		Consumption of Fixed Capital																					
		Operating Surplus, Net																					
TOTAL INPUT																							

QUADRANT 1
INTERMEDIATE INPUT

QUADRANT 2
FINAL USE

QUADRANT 3
PRIMARY INPUT

Valuation

i. Basic prices + taxes on products - subsidies on products = producers' prices; and

ii. Producers' prices + trade margin + transport margin = purchasers' prices

The two main price concepts applied in I-O tables are:

*i. The **purchasers' prices** are the amount paid by the purchasers for the goods and services at the time and place required by the purchasers. It includes any trade and transport margins; dan taxes less subsidies on product and transport charges paid separately by the purchasers; and.*

*ii. The **basic prices** are the amount received by the producers for every unit of a goods and services produced as output, excluding any tax payable and including any subsidy receivable on the product. It also excludes any trade and transport margins; and delivery charges invoiced separately by the producers.*

In I-O analysis, all transactions must be valued in the same price. The purchase of one unit of a particular commodity in the I-O analysis is assumed to stimulate demand to the same amount. The preference for basic prices is based on the following considerations:

i. Basic prices provide the most homogeneous valuation along the rows because taxes, and purchasers' prices are differ depending on the consuming sector; and

ii. Basic prices record the income received by the producers.

Data Source

*The technique used in this updating is a non-survey method for the input and output matrix based on national account statistics which covers Agriculture, fishing & forestry, Mining & quarrying, Construction, Manufacturing and Services. While the other components are compiled based on current data. Other sources of data are obtained from secondary data of various government agencies. The details on the data source are given in **Appendix 2**.*

Explanatory Notes for The Tables

The tables published consist of:

Table 1, 6, 11 and 16:

Supply and Use Tables of Goods and Services at Purchasers' Prices

This table is a summary for the components of supply and use in the Malaysian economy valued at purchasers' prices. It is divided into two parts. The supply shows the components of domestic production and imports which are valued at basic prices. To arrive at the value of purchasers' prices, the domestic production and imports have to be added together with trade margins, transport margins and taxes less subsidies on products.

The use shows various uses of commodities, that are, intermediate input and final use (private consumption, government consumption, gross fixed capital formation, changes in inventories and exports) which are valued at purchasers' prices.

Table 2, 7, 12 and 17:

Domestic Production at Basic Prices, Activity by Commodity

This table shows the domestic production of goods and services at basic prices. The rows show various activities (industries) while columns show the commodity of goods and services produced by the respective industries. The diagonal entry in the matrix represents the industry's production of principal products. The main products will be shown diagonally in the matrix while the secondary products scattered non-diagonally.

Table 3, 8, 13 and 18:

Domestic Use Table at Basic Prices

Column in the table shows the input required for a particular industry for their production. The first part shows the goods and services produced as intermediate input. Imports commodities shows the imported goods and services, and the taxes paid on products shows the taxes paid on the input (domestic and imports). The value added includes compensation of employees and gross operating surplus.

Various uses of the commodities are shown in every rows. The first quadrant of the table show the use of the commodities as intermediate inputs, and the second quadrant of the table shows usage of commodities according to categories of final demand. The sum of the row gives the total domestic production of the commodities valued at basic prices.

Table 4,9,14 and 19:

Imports Use Table at Basic Prices

This table presents the uses of imported goods and services by commodities. This matrix is a detailed table on imported commodities in Domestic Production Tables at Basic Prices .

Table 5, 10,15 and 20:

Use Table at Purchasers' Prices

This table shows the uses of domestically and imported commodities in different industries as well as final demand valued at purchasers' prices which includes taxes and margins allocated to the commodities to which they relate.

Symmetric Tables

Domestic production at basic prices (A) table and Domestic use at basic prices table (C) are used to derive symmetric tables (activity by activity and commodity by commodity). C_1 *is input coefficient matrix of Table A, obtained by dividing each cell to the column-total. Meanwhile,* C_2 *is the output coefficient matrix of Table C, obtained by dividing each cell to the row-total.*

The symmetric table A_a *(activity by activity) matrix is obtained through the following matrix multiplication:*

$$A_a = C_1 * A$$

where, A_a *is use domestic matrix, industry by industry*

A *is use domestic matrix, product by industry*

C_1 *is input coefficient domestic production matrix*

$C_1 = \frac{x_{ij}}{X_j}$ *is value of each cell (* x_{ij} *) for use domestic matrix dividing with the output column-total (* X_j *)*

Whereas, the symmetric table A_c *(commodity by commodity) is obtained through the following matrix multiplication:*

$$A_c = A * C_2$$

where, A_a *is use domestic matrix, industry by industry*

A *is use domestic matrix, product by industry*

C_2 *is output coefficient domestic production matrix*

$C_2 = \frac{x_{ij}}{X_i}$ *is value of each cell (* x_{ij} *) for use domestic matrix dividing with the output row-total (* X_i *)*

Leontief Inverse Matrix

Leontief Inverse Matrix is known as the total requirement coefficients matrix which measures the dependency of sector j *on the output of sector* i *when final demand for its goods or services increase by RM1.*

$$\text{Leontief Inverse Matrix} = (I - A)^{-1}$$

where, I *is identity matrix*

$A = \frac{x_{ij}}{X_j}$ *input coefficient for use matrix, activity by activity or commodity by commodity and also known as direct requirement coefficients*

Output Multiplier

An output multiplier for a sector j is defined as the total value of production in all sectors of the economy that is necessary for all stages of production in order to produce one unit of product j for final use. It can be defined as:

$$O_j = \sum_i^n l_{ij}$$

where, O_j *is the output multiplier of sector j*

l_{ij} *is the* ij^{th} *element of Leontief inverse matrix*

n *is the number of sectors*

Value Added Multiplier

Value added multiplier can be defined as:

$$V = B(I - A)^{-1}$$

where, V *is the value added multiplier*

B *is the vector of input coefficients of value added*

I *is the identity matrix*

A *is the matrix of input coefficients for domestic production*

Backward and Forward Linkages

Backward linkage can be defined as:

$$BL_j = \sum_{i=1}^{n} l_{ij}$$

where, BL_j *is the backward linkage of sector* i

l_{ij} *is the* ij^{th} *element of Leontief inverse matrix*

n *is the number of sectors*

Forward linkage can be defined as:

$$FL_i = \sum_{j=1}^{n} g_{ij}$$

where, FL_i *is the forward linkage of sector* j

g_{ij} *is the* ij^{th} *element of Gosh inverse matrix*

n *is the number of sectors*

Power of Dispersion Index and Sensitivity of Dispersion Index

The normalised backward linkage is known as the Power of Dispersion index and it can be defined as:

$$NBL_j = \frac{\sum_{i=1}^{n} l_{ij}}{\frac{1}{n^2}\sum_{i=1}^{n}\sum_{j=1}^{n} l_{ij}}$$

where, NBL_j *is the power of dispersion index of sector j*

l_{ij} *is the* ij^{th} *element of Leontief inverse matrix*

n *is the number of sectors*

The normalised forward linkage is known as the Sensitivity of Dispersion Index and it can be defined as:

$$NFL_i = \frac{\sum_{j=1}^{n} g_{ij}}{\frac{1}{n}\sum_{i=1}^{n}\sum_{j=1}^{n} g_{ij}}$$

where, NFL_i *is the sensitivity of dispersion index of sector* i

g_{ij} *is the* ij^{th} *element of Gosh inverse matrix*

n *is the number of sectors*

Rounding

The sum of the components may not add up to the totals in the tables presented in this publication due to rounding.

Strategic Sector

The output produced by one sector of the economy is widely used to support the production of other sectors. The growth of the strategic sector will benefit and spillover effect to the downstream sectors in its supply chain.

Key Sector

The sector that earns input and sells its output exceeds the average sector in the economy. Investments in this sector will give an advantage to the growth of the sector and other sectors involved in the economic chain.

Independent Sector

The sector that earns input and sells its output is less than the overall average of sectors in the economy. This sector is an established sector in its own ecosystem and its spillover to other sectors of the supply chain is minimal.

Driven Sector

The sectors that obtain input from other sectors that have an average of more than the overall average of sectors in the economy. The growth of this sector will have an impact on other sectors that provide input to the production of the sector.

LAMPIRAN
APPENDIX

Muka surat ini sengaja dibiarkan kosong
This page is deliberately left blank

Senarai Klasifikasi mengikut Aktiviti Ekonomi
List of Classifications by Economic Activity

Keterangan *Description*	Kod Industri/ Komoditi *Industry/ Commodity Code*
PERTANIAN, PERHUTANAN DAN PERIKANAN *AGRICULTURE, FORESTRY AND FISHING*	
1. Padi *Paddy*	01120
2. Tanaman Makanan *Food crops*	01140, 01263, 01269, 01271, 01272, 01273, 01279, 01281, 01282, 01283, 01284, 01285, 01289
3. Sayur-sayuran *Vegetables*	01131, 01132, 01133, 01134, 01135, 01136, 01137, 01138
4. Buah-buahan *Fruits*	01210, 01221, 01222, 01223, 01224, 01225, 01226, 01227, 01228, 01229, 01231, 01232, 01233, 01239, 01241, 01249, 01251, 01252, 01253, 01259
5. Getah *Rubber*	01291, 01292
6. Kelapa Sawit *Oil Palm*	01261, 01262
7. Tanaman Bunga *Flower Plants*	01191, 01192, 01193, 01199
8. Pertanian Lain *Other Agriculture*	01111, 01112, 01113, 01119, 01150, 01160, 01293, 01294, 01295, 01296, 01299, 01301, 01302, 01303, 01304, 01500, 01610, 01631, 01632, 01633, 01634, 01640
9. Ternakan Ayam dan Itik *Poultry Farming*	01461, 01462, 01463, 01464, 01465, 01466, 01467, 01468, 01469
10. Ternakan Lain *Other Livestock*	01411, 01412, 01413, 01420, 01430, 01441, 01442, 01443, 01450, 01491, 01492, 01493, 01494, 01495, 01496, 01497, 01499, 01620
11. Perhutanan dan Pembalakan *Forestry and Logging*	01701, 01702, 02101, 02102, 02103, 02104, 02105, 02201, 02202, 02203, 02204, 02301, 02302, 02303, 02309, 02401, 02402

Keterangan *Description*	**Kod Industri/ Komoditi** *Industry/ Commodity Code*
PERTANIAN, PERHUTANAN DAN PERIKANAN (samb.) *AGRICULTURE, FORESTRY AND FISHING (cont'd)*	
12. Perikanan dan Akuakultur *Fishing and Aquaculture*	03111, 03112, 03113, 03114, 03115, 03119, 03121, 03122, 03123, 03124, 03129, 03211, 03212, 03213, 03214, 03215, 03216, 03217, 03218, 03219, 03221, 03222, 03223, 03224, 03225, 03229
PERLOMBONGAN DAN PENGKUARIAN *MINING AND QUARRYING*	
13. Minyak Mentah dan Gas Asli *Crude Oil and Natural Gas*	06101, 06102, 06103, 06104, 06201, 06202, 06203, 06204, 06205, 09101, 09102
14. Perlombongan Bijih Besi *Mining of Metal Ores*	07101, 07102, 07210, 07291, 07292, 07293, 07294, 07295, 07296, 07297, 07298, 07299
15. Pengkuarian Batu, Pasir dan Tanah Liat *Quarrying of Stone, Sand and Clay*	08101, 08102, 08103, 08104, 08105, 08106, 08107, 08108, 08109
16. Perlombongan dan Pengkuarian Lain *Other Mining and Quarrying*	05100, 05200, 08911, 08912, 08913, 08914, 08915, 08916, 08917, 08918, 08921, 08922, 08923, 08931, 08932, 08933, 08991, 08992, 08993, 08994, 08995, 08996, 08999, 09900
PEMBUATAN *MANUFACTURING*	
17. Pemprosesan dan Pengawetan Daging *Processing and Preserving of Meat*	10101, 10102, 10103, 10104, 10109
18. Pemprosesan dan Pengawetan Makanan Laut *Processing and Preserving of Seafood*	10201, 10202, 10203, 10204, 10205
19. Pemprosesan & Pengawetan Buah-buahan dan Sayur-sayuran *Processing & Preserving of Fruits and Vegetables*	10301, 10302, 10303, 10304, 10305, 10306

Keterangan *Description*	**Kod Industri/ Komoditi** *Industry/ Commodity Code*
PEMBUATAN (samb.) *MANUFACTURING (cont'd)*	
20. Produk Tenusu *Dairy Products*	10501, 10502, 10509
21. Minyak & Lemak Sayuran dan Haiwan *Vegetables & Animal Oils and Fats*	10401, 10402, 10403, 10404, 10405, 10406, 10407
22. Produk Bijian, Kanji dan Produk Berkanji *Grain Mill Products, Starches and Starch Products*	10611, 10612, 10613, 10619, 10621, 10622, 10623
23. Produk Bakeri *Bakery Products*	10711, 10712, 10713, 10714
24. Manisan *Confectionery*	10721, 10722, 10731, 10732, 10733
25. Prosesan Makanan Lain *Other Food Processing*	10741, 10742, 10750, 10791, 10792, 10793, 10794, 10795, 10799
26. Makanan Haiwan Tersedia *Prepared Animal Feeds*	10800
27. Spirit, Wain dan Minuman Keras *Spirits, Wines and Liquors*	11010, 11020, 11030
28. Minuman Ringan, Air Mineral dan Minuman Lain yang Dibotolkan *Soft Drinks, Mineral Waters and Other Bottled Waters*	11041, 11042
29. Produk Tembakau *Tobacco Products*	12000
30. Penyediaan, Pemintalan dan Penenunan Tekstil *Preparation, Spinning and Weaving of Textiles*	13110, 13120
31. Penyiapan Akhir Tekstil *Finishing of Textiles*	13131, 13132, 13139

Keterangan *Description*	Kod Industri/ Komoditi *Industry/ Commodity Code*
PEMBUATAN (samb.) *MANUFACTURING (cont'd)*	
32. Tekstil Lain *Other Textiles*	13910, 13921, 13922, 13930, 13940, 13990
33. Pakaian *Wearing Apparel*	14101, 14102, 14103, 14109, 14200, 14300
34. Produk Kulit *Leather Products*	15110, 15120
35. Kasut *Footwear*	15201, 15202, 15203, 15209
36. Pengilangan dan Pengetaman Kayu *Sawmilling and Planning of Wood*	16100
37. Kepingan Venier dan Panel berasaskan Kayu *Veneer Sheets and Wood-based Panels*	16211, 16212
38. Pertukangan Kayu dan Tanggam untuk Jurubina *Builders' Carpentry and Joinery*	16221, 16222
39. Bekas Kayu dan Produk Kayu Lain *Wooden Containers and Other Wood Products*	16230, 16291, 16292
40. Kertas dan Produk Kertas *Paper and Paper Products*	17010, 17020, 17091, 17092, 17093, 17094, 17099
41. Perabot *Furniture*	31001, 31002, 31003, 31009
42. Penerbitan Semula Media Rakaman *Reproduction of Recorded Media*	18200
43. Percetakan *Printing*	18110, 18120
44. Kok dan Produk Petroleum Bertapis *Coke and Refined Petroleum Products*	19100, 19201, 19202
45. Kimia Asas *Basic Chemicals*	20111, 20112, 20113, 20119

Keterangan *Description*	**Kod Industri/ Komoditi** *Industry/ Commodity Code*
PEMBUATAN (samb.) *MANUFACTURING (cont'd)*	
46. Baja dan Sebatian Nitrogen *Fertilizers and Nitrogen Compounds*	20121, 20129
47. Cat dan Varnis *Paints and Varnishes*	20221, 20222
48. Produk Farmaseutikal, Kimia Perubatan dan Botani *Pharmaceuticals, Medicinal Chemical*	21001, 21002, 21003, 21004, 21005, 21006, 21007, 21009
49. Sabun & Bahan Pencuci, Pencuci dan Pengilat, Pewangi dan Dandanan Diri *Soap & Detergents, Cleaning and Polishing, Perfumes and Toilet*	20231, 20232
50. Produk Kimia Lain *Other Chemicals Products*	20131, 20132, 20133, 20210, 20291, 20292, 20299, 20300
51. Tayar dan Tiub Getah *Rubber Tyres and Tubes*	22111, 22112
52. Prosesan Getah *Rubber Processing*	22191, 22193
53. Sarung Tangan Getah *Rubber Gloves*	22192
54. Produk Getah Lain *Other Rubber Products*	22199
55. Produk Plastik *Plastic Products*	22201, 22202, 22203, 22204, 22205, 22209
56. Kaca dan Produk Kaca *Glass and Glass Products*	23101, 23102, 23109
57. Produk Refraktori, Tanah Liat, Porselin dan Seramik *Refractory, Clay, Porcelain and Ceramic Products*	23911, 23912, 23921, 23929, 23930

Keterangan *Description*	**Kod Industri/ Komoditi** *Industry/ Commodity Code*
PEMBUATAN (samb.) *MANUFACTURING (cont'd)*	
58. Simen, Kapur dan Plaster *Cement, Lime and Plaster*	23941, 23942
59. Produk Mineral bukan Logam *Non-Metallic Mineral Products*	23951, 23952, 23953, 23959, 23960, 23990
60. Besi dan Keluli Asas *Basic Iron and Steel*	24101, 24102, 24103, 24104, 24109
61. Logam Asas Berharga dan Logam bukan Ferus Lain *Basic Precious and Other Non-Ferrous Metals*	24201, 24202, 24209
62. Pengacuan Logam *Casting of Metals*	24311, 24312, 24320
63. Produk Struktur Logam, Tangki, Takungan dan Penjana Wap *Structural Metal Products, Tanks, Reservoirs and Steam Generators*	25111, 25112, 25113, 25119, 25120, 25130
64. Produk Logam Lain yang Direka *Other Fabricated Metal Products*	25910, 25920, 25930, 25991, 25992, 25993, 25994, 25999
65. Enjin & Turbin, Alatan Kuasa Bendalir, Pam, Pemampat Lain, Kepala Paip dan Injap *Engines & Turbines, Fluid Power Equipment, Other Pumps, Compressors, Taps and Valves*	28110, 28120, 28130
66. Jentera Kegunaan Umum Lain *Other General Purpose Machinery*	28140, 28150, 28160, 28191, 28192, 28199
67. Senjata, Peluru dan Mesin bertujuan Khas *Weapons, Ammunition and Special Purpose Machinery*	25200, 28180, 28210, 28220, 28230, 28240, 28250, 28260, 28290

Keterangan *Description*	**Kod Industri/ Komoditi** *Industry/ Commodity Code*
PEMBUATAN (samb.) *MANUFACTURING (cont'd)*	
68. Perkakasan Domestik *Domestic Appliances*	27500
69. Komputer, Peranti, Mesin dan Kelengkapan Pejabat *Computers, Peripheral, Office Equipment and Machinery*	26201, 26202, 28170
70. Motor Elektrik, Penjana dan Transformer *Electric Motors, Generators and Transformers*	27101
71. Perkakasan Pengagihan & Pengawalan Elektrik, Bateri dan Akumulator *Electricity Distribution & Control Apparatus, Batteries and Accumulators*	27102, 27200
72. Kabel Gentian Optikal, Elektronik dan Elektrik Lain *Fibre Optic, Electronic and Other Electric Cables*	27310, 27320
73. Alatan Pendawaian, Kelengkapan Pencahayaan Elektrik dan Elektrik Lain *Wiring Devices, Electric Lighting Equipment and Other Electrical*	27330, 27400, 27900
74. Komponen dan Papan Elektronik *Electronic Components and Boards*	26101, 26102, 26103, 26104, 26105, 26109

Keterangan *Description*	**Kod Industri/ Komoditi** *Industry/ Commodity Code*
PEMBUATAN (samb.) *MANUFACTURING (cont'd)*	
74. Komponen dan Papan Elektronik *Electronic Components and Boards*	26101, 26102, 26103, 26104, 26105, 26109
75. Peralatan Komunikasi dan Elektronik Pengguna *Communication Equipment and Consumer Electronics*	26300, 26400
76. Peralatan Penyinaran, Perubatan Elektro dan Elektroterapeutik *Irradiation, Electro Medical and Electrotherapeutic Equipment*	26600
77. Kelengkapan Mengukur, Menguji, Memandu Arah dan Kawalan *Measuring, Testing, Navigating and Control Equipment*	26511, 26512
78. Instrumen Optikal, Alatan Fotografi, Media Magnetik dan Optikal *Optical Instruments, Photographic Equipment, Magnetic and Optical Media*	26701, 26702, 26800
79. Jam Tangan dan Jam *Watches and Clocks*	26520
80. Kenderaan Bermotor, Treler dan Semi Treler *Motor Vehicles, Trailers and Semi Trailers*	29101, 29102, 29200, 29300
81. Motosikal *Motorcycles*	30910
82. Kapal, Bot, Basikal dan *Invalid Carriages* *Ships, Boats, Bicycles and Invalid Carriages*	30110, 30120, 30920

Keterangan *Description*	Kod Industri/ Komoditi *Industry/ Commodity Code*
PEMBUATAN (samb.) *MANUFACTURING (cont'd)*	
83. Kelengkapan Pengangkutan Lain *Other Transport Equipment*	30200, 30300, 30400, 30990
84. Pembuatan Lain *Other Manufacturing*	32110, 32120, 32200, 32300, 32400, 32500, 32901, 32909
85. Pembaikan & Pemasangan Mesin dan Kelengkapan *Repair & Installation of Machinery and Equipment*	33110, 33120, 33131, 33132, 33133, 33140, 33150, 33190, 33200
UTILITI *UTILITIES*	
86. Elektrik dan Gas *Electricity and Gas*	35101, 35102, 35201, 35202, 35203, 35301, 35302, 35303
87. Air *Water*	36001, 36002
88. Pembetungan, Pengurusan Sisa dan Aktiviti Pemulihan *Sewerage, Waste Management and Remediation Activities*	37000, 38111, 38112, 38113, 38114, 38115, 38121,38122, 38210, 38220, 38301, 38302, 38303, 38304, 38309, 39000
PEMBINAAN *CONSTRUCTION*	
89. Bangunan Kediaman *Residential Buildings*	41001
90. Bangunan Bukan Kediaman *Non-Residential Buildings*	41002, 41003, 41009
91. Kejuruteraan Awam *Civil Engineering*	42101, 42102, 42103, 42104, 42105, 42106, 42109, 42201, 42202, 42203, 42204, 42205, 42206, 42207, 42209, 42901, 42902, 42903, 42904, 42905, 42906, 42909

Keterangan *Description*	**Kod Industri/ Komoditi** *Industry/ Commodity Code*
PEMBINAAN (samb.) *CONSTRUCTION (cont'd)*	
92. Aktiviti Pembinaan Pertukangan Khas *Specialised Construction Activities*	43110, 43121, 43122, 43123, 43124, 43125, 43126, 43129, 43211, 43212, 43213, 43214, 43215, 43216, 43219, 43221, 43222, 43223, 43224, 43225, 43226, 43227, 43228, 43229, 43291, 43292, 43293, 43294, 43295, 43299, 43301, 43302, 43303, 43304, 43305, 43306, 43307, 43309, 43901, 43902, 43903, 43904, 43905, 43906, 43907, 43909
PERDAGANGAN BORONG DAN RUNCIT *WHOLESALE AND RETAIL TRADE*	
93. Perdagangan Borong & Runcit, Pembaikan Kenderaan Bermotor dan Motosikal *Wholesale & Retail Trade, Repair of Motor Vehicles and Motorcycles*	45101, 45102, 45103, 45104, 45105, 45106, 45109, 45201, 45202, 45203, 45204, 45205, 45300, 45401, 45402, 45403, 46100, 46201, 46202, 46203, 46204, 46205, 46209, 46311, 46312, 46313, 46314, 46319, 46321, 46322, 46323, 46324, 46325, 46326, 46327, 46329, 46411, 46412, 46413, 46414, 46415, 46416, 46417, 46419, 46421, 46422, 46431, 46432, 46433, 46434, 46441, 46442, 46443, 46444, 46491, 46492, 46493, 46494, 46495, 46496, 46497, 46499, 46510, 46521, 46522, 46531, 46532, 46591, 46592, 46593, 46594, 46595, 46596, 46599, 46611, 46612, 46619, 46621, 46622, 46631, 46632, 46633, 46634, 46635, 46636, 46637, 46639, 46691, 46692, 46693, 46694, 46695, 46696, 46697, 46698, 46699, 46901, 46902, 46909, 47111, 47112, 47113, 47114, 47191, 47192, 47193, 47194, 47199, 47211, 47212, 47213, 47214, 47215, 47216, 47217, 47219, 47221, 47222, 47230, 47300, 47411, 47412, 47413, 47420, 47510, 47520, 47531, 47532, 47533, 47591, 47592, 47593, 47594, 47595, 47596, 47597, 47598, 47611, 47612, 47620, 47631, 47632, 47633, 47634, 47635, 47640, 47711,

Keterangan *Description*	Kod Industri/ Komoditi *Industry/ Commodity Code*
PERDAGANGAN BORONG DAN RUNCIT (samb.) *WHOLESALE AND RETAIL TRADE (cont'd)*	
93. Perdagangan Borong & Runcit, Pembaikan Kenderaan Bermotor dan Motosikal *Wholesale & Retail Trade, Repair of Motor Vehicles and Motorcycles*	47631, 47632, 47633, 47634, 47635, 47640, 47711, 47712, 47713, 47721, 47722, 47731, 47732, 47733, 47734, 47735, 47736, 47737, 47738, 47739, 47741, 47742, 47743, 47744, 47749, 47810, 47820, 47891, 47892, 47893, 47894, 47895, 47911, 47912, 47913, 47914, 47991, 47992, 47999
PENGINAPAN DAN MAKANAN & MINUMAN *ACCOMMODATION AND FOOD & BEVERAGE*	
94. Penginapan *Accommodation*	55101, 55102, 55103, 55104, 55105, 55106, 55107, 55108, 55109, 55200, 55900
95. Makanan dan Minuman *Food and Beverage*	56101, 56102, 56103, 56104, 56105, 56106, 56107, 56210, 56290, 56301, 56302, 56303, 56304, 56309
PENGANGKUTAN & PENYIMPANAN DAN MAKLUMAT & KOMUNIKASI *TRANSPORTATION & STORAGE AND INFORMATION & COMMUNICATION*	
96. Pengangkutan Darat *Land Transport*	49110, 49120, 49211, 49212, 49221, 49222, 49223, 49224, 49225, 49229, 49230, 49300
97. Pengangkutan Air *Water Transport*	50111, 50112, 50113, 50121, 50122, 50211, 50212, 50220
98. Pengangkutan Udara *Air Transport*	51101, 51102, 51103, 51201, 51202, 51203
99. Penggudangan dan Aktiviti Sokongan untuk Pengangkutan *Warehousing and Support Activities for Transportation*	52100, 52211, 52212, 52213, 52219, 52241, 52249, 52291, 52292, 52299

Keterangan *Description*	Kod Industri/ Komoditi *Industry/ Commodity Code*
PENGANGKUTAN & PENYIMPANAN DAN MAKLUMAT & KOMUNIKASI (samb.) *TRANSPORTATION & STORAGE AND INFORMATION & COMMUNICATION (cont'd)*	
100. Perkhidmatan berkaitan Pengangkutan Air dan Udara *Services Incidental to Water and Air Transportation*	52221, 52222, 52229, 52231, 52232, 52233, 52234, 52239
101. Perkhidmatan Operasi Lebuhraya, Jambatan dan Terowong *Highway, Bridge and Tunnel Operation Services*	52214
102. Perkhidmatan Pos dan Kurier *Postal and Courier Activities*	53100, 53200
103. Aktiviti Penerbitan *Publishing Activities*	58110, 58120, 58130, 58190, 58201, 58202, 58203
104. Telekomunikasi *Telecommunications*	61101, 61102, 61201, 61202, 61300, 61901, 61902, 61903, 61904, 61905, 61909
105. Aktiviti Wayang Gambar, Pemprograman dan Penyiaran *Motion Picture, Programming and Broadcasting Activities*	59110, 59120, 59130, 59140, 59200, 60100, 60200
106. Perkhidmatan Komputer dan Maklumat *Computer and Information Services*	62010, 62021, 62022, 62091, 62099, 63111, 63112, 63120, 63910, 63990
KEWANGAN DAN INSURANS *FINANCE AND INSURANCE*	
107. Perantaraan Kewangan *Monetary Intermediation*	64110, 64191, 64192, 64193, 64194, 64195, 64199

Keterangan *Description*	Kod Industri/ Komoditi *Industry/ Commodity Code*
KEWANGAN DAN INSURANS (samb.) *FINANCE AND INSURANCE (cont'd)*	
108. Perkhidmatan Kewangan Lain *Other Financial Services*	64200, 64301, 64302, 64303, 64304, 64309, 64910, 64921, 64922, 64923, 64924, 64925, 64929, 64991, 64992, 64993, 64999
109. Insurans / Takaful dan Tabungan Pencen *Insurance / Takaful and Pension Funding*	65111, 65112, 65121, 65122, 65123, 65124, 65125, 65201, 65202, 65203, 65204, 65205, 65206, 65207, 65301, 65302
110. Aktiviti Sokongan Perkhidmatan Kewangan dan Insurans / Takaful *Activities Auxiliary to Financial Service and Insurance / Takaful*	66111, 66112, 66113, 66114, 66119, 66121, 66122, 66123, 66124, 66125, 66129, 66191, 66192, 66199, 66211, 66212, 66221, 66222, 66223, 66224, 66290, 66301, 66302, 66303
HARTANAH DAN PEMILIKAN KEDIAMAN *REAL ESTATE AND OWNERSHIP OF DWELLINGS*	
111. Hartanah *Real Estate*	68101, 68102, 68103, 68104, 68109, 68201, 68202, 68203, 68209
112. Pemilikan Kediaman *Ownership of Dwellings*	68900
PERKHIDMATAN PERNIAGAAN DAN PERSENDIRIAN *BUSINESS AND PRIVATE SERVICES*	
113. Sewaan dan Pajakan *Rental and Leasing*	77101, 77102, 77211, 77212, 77213, 77219, 77220, 77291, 77292, 77293, 77294, 77295, 77296, 77297, 77299, 77301, 77302, 77303, 77304, 77305, 77306, 77307, 77309, 77400
114. Penyelidikan dan Pembangunan Saintifik *Scientific Research and Development*	72101, 72102, 72103, 72104, 72105, 72106, 72109, 72201, 72202, 72209

Keterangan *Description*	Kod Industri/ Komoditi *Industry/ Commodity Code*
PERKHIDMATAN PERNIAGAAN DAN PERSENDIRIAN (samb.) *BUSINESS AND PRIVATE SERVICES (cont'd)*	
115. Profesional *Professional*	69100, 69200, 70100, 70201, 70202, 70203, 70209, 71101, 71102, 71103, 71109, 71200, 73100, 73200, 74101, 74102, 74103, 74109, 74200, 74901, 74902, 74903, 74904, 74905, 74909, 75000
116. Perkhidmatan Perniagaan *Business Services*	78100, 78200, 78300, 79110, 79120, 79900, 80100, 80200, 80300, 81100, 81210, 81291, 81292, 81293, 81294, 81295, 81296, 81297, 81299, 81300, 82110, 82191, 82192, 82193, 82194, 82195, 82196, 82199, 82200, 82301, 82302, 82910, 82920, 82990
122. Institusi bukan Keuntungan yang Berkhidmat kepada Isi rumah *Non-Profit Institutions Serving Households*	94110, 94120, 94200, 94910, 94920, 94990
123. Kesenian, Hiburan dan Rekreasi *Arts, Entertainment and Recreation*	90001, 90002, 90003, 90004, 90005, 90006, 90007, 90009, 91011, 91012, 91021, 91022, 91031, 91032, 92000, 93111, 93112, 93113, 93114, 93115, 93116, 93117, 93118, 93119, 93120, 93191, 93192, 93193, 93199, 93210, 93291, 93292, 93293, 93294, 93295, 93296, 93297, 93299
124. Perkhidmatan Swasta Lain *Other Private Services*	95111, 95112, 95113, 95121, 95122, 95123, 95124, 95125, 95126, 95127, 95211, 95212, 95213, 95214, 95221, 95222, 95230, 95240, 95291, 95292, 95293, 95294, 95295, 95296, 95299, 96011, 96012, 96013, 96014, 96020, 96031, 96032, 96033, 96034, 96035, 96091, 96092, 96093, 96094, 96095, 96096, 96097, 96099, 97000, 98100, 98200, 99000, 99999

Keterangan *Description*	**Kod Industri/ Komoditi** *Industry/ Commodity Code*
PERKHIDMATAN KERAJAAN *GOVERNMENT SERVICES*	
117. Pentadbiran Awam *Public Administration*	84111, 84112, 84123, 84131, 84132, 84133, 84134, 84135, 84136, 84137, 84138, 84139, 84210
118. Pendidikan *Education*	84121, 85101, 85102, 85103, 85104, 85211, 85212, 85221, 85222, 85301, 85302, 85411, 85412, 85419, 85421, 85429, 85491, 85492, 85493, 85494, 85499, 85500
119. Kesihatan *Health*	84122, 86101, 86102, 86201, 86202, 86203, 86901, 86902, 86903, 86904, 86905, 86906, 86909, 87101, 87102, 87103, 87201, 87209, 87300, 87901, 87902, 87909, 88101, 88109, 88901, 88902, 88909
120. Ketenteraman dan Keselamatan Awam *Defence, Public Order and Safety*	84220, 84231, 84232, 84233, 84234, 84235, 84236, 84239
121. Pentadbiran Awam Lain *Other Public Administration*	84124, 84125, 84126, 84129, 84300

Sumber Data / *Data Source*

Penyusunan Jadual Input-Output 2019 dan 2020 adalah berdasarkan kepada sumber data berikut:

Compilation of Input-Output Table 2019 and 2020 were based on the following data sources:

Sumber Data Utama
Primary Data Sources

Statistik Ekonomi Tahunan Keseluruhan Sektor 2021
Annual Economic Statistics All Sectors 2021

Perangkaan Imbangan Pembayaran
Balance of Payments

Perangkaan Perdagangan Borong & Runcit Suku Tahunan
Quarterly Wholesale & Retails Statistics

Kementerian Pertanian & Industri Makanan, Malaysia
Ministry of Agriculture & Food Industries, Malaysia

Sumber Data Sekunder
Secondary Data Sources

Kementerian Perusahaan Perladangan & Komoditi, Malaysia
Ministry of Plantation Industries & Commodities, Malaysia

Lembaga Koko Malaysia
Malaysian Cocoa Board

Lembaga Perindustrian Kayu Malaysia
Malaysian Timber Industry Board

Lembaga Kenaf dan Tembakau Negara
National Kenaf and Tobacco Board

Lembaga Lada Malaysia
Malaysian Pepper Board

Lembaga Perindustrian Nanas, Malaysia
Malaysian Pineapple Industry Board

Lembaga Pemasaran Pertanian Persekutuan
Federal Agriculture Marketing Authority

Sumber Data Sekunder
Secondary Data Sources

Lembaga Getah Malaysia
Malaysian Rubber Board

Lembaga Minyak Sawit Malaysia
Malaysia Palm Oil Board

Jabatan Perkhidmatan Veterinar Malaysia
Department of Veterinary Service

Jabatan Perhutanan Semenanjung Malaysia, Sabah dan Sarawak
Forestry Department of Peninsular Malaysia, Sabah and Sarawak

Dasar Perindustrian Kayu Negara (NATIP)
National Timber Industry Policy (NATIP)

Kementerian Kewangan Malaysia
Ministry of Finance Malaysia

Jabatan Akauntan Negara Malaysia
Accountant General's Department of Malaysia

Jabatan Perkhidmatan Awam
Public Service Department

Muka surat ini sengaja dibiarkan kosong
This page is deliberately left blank

GLOSARI
GLOSSARY

Muka surat ini sengaja dibiarkan kosong
This page is deliberately left blank

Barangan	Barangan adalah objek fizikal yang mana wujudnya permintaan iaitu hak pemilikan boleh diwujudkan dan pemilikan boleh dipindahkan daripada satu unit institusi kepada yang lain dengan melibatkan transaksi dalam pasaran.
Cukai ke atas Produk	Cukai ke atas produk adalah cukai mesti dibayar bagi satu unit barangan atau perkhidmatan dan biasanya akan dibayar apabila ia dikeluarkan, dihantar, dijual, dipindah atau sebaliknya dilupuskan oleh pihak pengeluar. Cukai tersebut mungkin satu amaun yang spesifik bagi satu unit kuantiti barangan atau perkhidmatan, atau ia boleh dikira *ad valorem*, sebagai peratusan spesifik bagi harga satu unit atau nilai barangan atau perkhidmatan yang diniagakan. Ia termasuk cukai jualan, cukai eksais, cukai import dan eksport dan sebagainya.
Cukai ke atas Pengeluaran	Cukai ke atas pengeluaran meliputi semua cukai kecuali cukai ke atas produk yang ditanggung oleh enterpris akibat penglibatan dalam pengeluaran. Ia mungkin perlu dibayar untuk tanah, aset tetap atau buruh yang digunakan dalam proses pengeluaran atau untuk aktiviti atau transaksi tertentu. Contoh cukai lain ke atas pengeluaran ialah cukai yang mesti dibayar oleh pihak pengeluar bagi lesen perniagaan, cukai gaji, cukai setem dan sebagainya.
Eksport	Eksport dinilaikan mengikut asas f.o.b. (*free on board*), iaitu nilai barangan di pasaran di sempadan kastam negara pengeksport termasuk semua kos pengangkutan barangan ke sempadan kastam, duti eksport dan duti lain yang perlu dibayar serta kos untuk memunggah barangan ke kenderaan alat pengangkutan kecuali kos terakhir itu ditanggung sendiri oleh pengangkut.
Import	Import dinilaikan mengikut asas c.i.f. (*cost, insurance and freight*), iaitu nilai barangan di pasaran di sempadan kastam negara pengimport termasuk semua caj pengangkutan dan insuran semasa dalam perjalanan tetapi tidak termasuk kos pemunggahan dari kenderaan pengangkutan kecuali kos tersebut ditanggung sendiri oleh pengangkut.
Penggunaan Perantaraan	Penggunaan perantaraan terdiri daripada nilai barangan dan perkhidmatan yang digunakan sebagai input oleh proses pengeluaran, tidak termasuk aset tetap di mana penggunaan direkod sebagai penggunaan aset tetap.
Lebihan Pengendalian Kasar	Lebihan pengendalian kasar sebelum ditolak penggunaan modal tetap dan pendapatan campuran.
Lebihan Pengendalian	Mengukur lebihan atau defisit terakru daripada proses pengeluaran sebelum ditolak apa-apa caj faedah implisit atau eksplisit, sewa atau pendapatan harta lain perlu yang dibayar ke atas aset kewangan, tanah atau lain-lain sumber semula jadi yang diperlukan untuk menjalankan pengeluaran. Secara definisi, lebihan pengendalian hanya boleh diperoleh oleh industri.

Margin Pengangkutan	Margin pengangkutan adalah kos pengangkutan untuk pengangkutan produk, dibayar secara berasingan oleh pembeli dan termasuk dalam penggunaan produk pada harga pembeli. Ia tidak termasuk dalam harga asas bagi sesuatu output atau pun margin perdagangan bagi pemborong atau peruncit.
Margin Perdagangan	Margin perdagangan ialah perbezaan antara harga sebenar atau harga barangan dibeli untuk dijual semula (sama ada secara borong atau runcit) dan harga yang perlu dibayar oleh pengeluar bagi barangan pada masa yang dijual atau dilupuskan.
Nilai Ditambah Kasar	Nilai ditambah kasar ialah perbezaan antara output dan input perantaraan. Ia merupakan tambahan nilai ditambah kasar kepada barangan dan perkhidmatan mengikut aktiviti perindustrian. Oleh itu, ia hampir menyamai dengan keuntungan perniagaan, gaji dan upah, susut nilai dan cukai tidak langsung campur faedah dibayar tolak faedah yang diterima.
Output	Output ialah nilai barangan dan perkhidmatan yang dikeluarkan. Ia termasuk pengeluaran untuk pasaran, pengeluaran untuk kegunaan sendiri dan pengeluaran bukan pasaran (kerajaan dan institusi bukan berasaskan keuntungan) yang memberi pengeluaran barangan dan perkhidmatan tidak semestinya untuk dijual atau perolehan syarikat/pertubuhan.
Pengeluaran Domestik	Pengeluaran domestik ialah output yang dikeluarkan oleh enterpris residen.
Pampasan Pekerja	Pampasan pekerja termasuk saraan, wang tunai atau bukan berbentuk wang, yang perlu dibayar oleh sesebuah perusahaan kepada pekerja sebagai balasan bagi kerja-kerja yang dilakukan dalam tempoh perakaunan.
Pembelian Domestik oleh Bukan Residen	Pembelian domestik oleh bukan residen bermakna isi rumah bukan residen membuat perbelanjaan dalam wilayah ekonomi sesebuah negara. Ia dikira sebagai eksport dan ditolak daripada perbelanjaan penggunaan akhir isi rumah.
Pembelian Langsung oleh Residen di Luar Negeri	Pembelian langsung oleh residen di luar negeri bermakna isi rumah residen membuat perbelanjaan semasa dalam perjalanan di luar negeri. Ia dikira sebagai import dan termasuk dalam perbelanjaan penggunaan akhir isi rumah.
Perkhidmatan	Perkhidmatan adalah output yang dihasilkan berdasarkan tempahan dan biasanya terdiri daripada perubahan dalam keadaan unit yang direalisasikan dengan aktiviti pengeluar berdasarkan permintaan pengguna; setelah pengeluaran selesai ia hendaklah diberikan kepada pengguna.
Penggunaan Akhir	Penggunaan akhir terdiri daripada perbelanjaan penggunaan swasta, perbelanjaan penggunaan kerajaan, pembentukan modal tetap kasar, perubahan dalam inventori dan eksport.

Pembentukan Modal Tetap Kasar

Pembentukan modal tetap kasar dinilai daripada jumlah perolehan pihak pengeluar tolak pelupusan aset tetap dalam tempoh perakaunan campur beberapa tambahan kepada nilai aset bukan pengeluaran yang terjadi hasil daripada aktiviti produktif unit institusi. Aset tetap adalah aset ketara atau aset tak ketara yang dikeluarkan sebagai output daripada proses pengeluaran dan digunakan berulang kali atau berterusan dalam proses pengeluaran lebih daripada satu tahun.

Penggunaan Swasta

Penggunaan swasta terdiri daripada penggunaan barangan dan perkhidmatan yang diperoleh individu isi rumah dengan perbelanjaan atau melalui pindahan sosial bukan berbentuk wang yang diterima daripada unit kerajaan atau institusi bukan berasaskan keuntungan yang berkhidmat untuk isi rumah (NPISH).

Penggunaan Kerajaan

Penggunaan kerajaan diukur dengan nilai kolektif penggunaan perkhidmatan yang diberikan kepada komuniti, atau sekumpulan besar komuniti, oleh kerajaan am; ia diperoleh daripada perbelanjaan penggunaan akhir tolak nilai pindahan sosial bukan berbentuk wang mesti dibayar.

Perubahan Inventori

Perubahan dalam inventori (termasuk kerja dalam pelaksanaan) terdiri daripada perubahan dalam:

(a) Stok output yang masih dipegang oleh unit yang menghasilkan mereka sebelum ianya diproses, dijual, dihantar ke unit-unit lain atau digunakan dalam cara lain; dan

(b) Stok produk yang diperolehi daripada unit-unit lain yang dimaksudkan untuk digunakan untuk penggunaan perantaraan atau untuk dijual semula tanpa pemprosesan lanjut ia diukur dengan nilai dalam inventori tolak nilai pengeluaran dan nilai apa-apa kerugian berulang barangan yang dipegang dalam inventori.

Subsidi ke atas Pengeluaran

Ia mengandungi subsidi kecuali subsidi ke atas produk yang mana enterpris residen mungkin menerimanya hasil daripada penglibatan dalam pengeluaran. Contoh subsidi tersebut adalah subsidi ke atas gaji dan subsidi bagi mengurangkan pencemaran.

Subsidi ke atas Produk

Subsidi yang dibayar bagi satu unit barangan atau perkhidmatan. Subsidi ini mungkin dalam amaun spesifik bagi satu unit kuantiti barangan atau perkhidmatan, atau ia mungkin dikira *ad valorem* sebagai peratusan spesifik harga satu unit barangan atau perkhidmatan. Subsidi ke atas produk biasanya perlu dibayar apabila barangan atau perkhidmatan dikeluarkan, dijual atau diimport, tetapi ia juga dibayar dalam keadaan lain seperti apabila barangan dipindah, dipajak, dihantar atau untuk penggunaan sendiri atau pembentukan modal sendiri. Subsidi mungkin diberikan untuk mempengaruhi tahap pengeluaran pengusahaan residen atau harga di mana output mereka dijual.

Goods	*Goods are physical objects for which a demand exists, over which ownership rights can be established and whose ownership can be transferred from one institutional unit to another by engaging in transactions on markets.*
Taxes on Products	*Taxes on products are taxes that are payable per unit of some goods or services and usually become payable when they are produced, delivered, sold, transferred or otherwise disposed of by their producer. The tax may be a specific amount of money per unit of quantity of a good or service, or it may be calculated ad valorem as a specified percentage of the price per unit or value of the goods or services transacted. They include sale taxes, excise taxes, import and export taxes et cetera.*
Taxes on Production	*Taxes on production consist of all taxes except taxes on products that enterprises incur as a result of engaging in production. They may be payable on the land, fixed assets or labour employed in the production process or on certain activities or transactions. Examples of other taxes on production are taxes payable by producers for business licenses, payroll taxes, stamp taxes et cetera.*
Exports	*Exports are valued on a f.o.b. (free on board) basis, that is, the value of the goods in the market at the statistical / customs frontier of the exporting country, including all costs of transporting the goods to the customs frontier, export and other duties payable as well as the cost of loading the goods onto the carrier unless the latter cost is borne by the carrier.*
Imports	*Imports are valued on a c.i.f. (cost, insurance and freight) basis, that is, the value of the goods in the market at the statistical / customs frontier of the importing country, including all charges for transport and insurance whilst in transit but excluding the cost of unloading from the carrier unless it is borne by the carrier.*
Intermediate Input	*Intermediate input consists of the value of the goods and services consumed as inputs by a process of production, excluding fixed assets whose consumption is recorded as consumption of fixed capital.*
Gross Operating Surplus	*The gross operating surplus before deducting the consumption of fixed capital and mixed income.*
Operating Surplus	*Measures the surplus or deficit accruing from processes of production before deducting any explicit or implicit interest charges, rent or other property income payable on the financial assets, land or other natural resources required to carry on the production. By definition, operating surplus can only be earned by industries.*

Transport Margin	*Transport margins are the transport costs for transportation of products paid separately by the purchaser and included in the use of products at purchasers' prices but not in the basic price of a manufacturers' output or in the trade margins of wholesalers or retail traders.*
Trade Margin	*A trade margin is the difference between the actual or imputed price realised on a good purchased for resale (either wholesale or retail) and the price that would have to be paid by the distributor to replace the good at the time it is sold or otherwise disposed of.*
Gross Value Added	*Gross value added is the difference between output and intermediate input. It represents the additional gross value added to goods and services by an industrial activity. Hence, it is approximately equivalent to commercial profit, salaries and wages, depreciation and indirect taxes plus interest paid less interest received.*
Output	*Output is the value of goods and services produced. This includes market production, production for own final use and non-market production (government and non-profit institutions serving households). Production of goods and services should not be mistakenly understood for sale or turnover of establishment.*
Domestic Production	*Domestic production is output produced by resident enterprises.*
Compensation of Employees	*Compensation of employees is the total remuneration, in cash or in kind, payable by an enterprise to an employee in return for work done by the latter during the accounting period.*
Domestic Purchases by Non-Resident	*Domestic purchases by non-resident means that non- resident household make expenditure inside the economic territory of a country. It is treated as exports and deducted from households' final consumption expenditure.*
Direct Purchases of Resident Abroad	*Direct purchases of resident abroad means that resident households make expenditures while travelling abroad. It is treated as imports and thus included in households' final consumption expenditure.*
Services	*Services are output produced to order and typically consists of changes in the condition of the consuming units realised by the activities of producers at the demand of the consumers; by the time their production is completed they must have been provided to consumers.*
Final Demand	*Final demand consists of private consumption expenditure, government consumption expenditure, gross fixed capital formation, changes in inventories and exports.*

Gross Fixed Capital Formation

Gross fixed capital formation is measured by the total of a producer's acquisitions, less disposals, of fixed assets during the accounting period plus certain additions to the value of non-produced assets realized by the productive activity of institutional units. Fixed assets are tangible or intangible assets produced as outputs from the processes of production that are themselves used repeatedly or continuously in the processes of production for more than one year.

Private Consumption

Private consumption consists of the consumption of goods and services acquired by individual households by expenditures or through social transfers in kind received from government units or non-profit institutions serving households (NPISHs).

Government Consumption

Government consumption is measured by the value of the collective consumption services provided to the community, or large sections of the community, by general government; it is derived from their final consumption expenditure by subtracting the value of social transfers in kind payable.

Changes in Inventories

Changes in inventories (including work-in-progress) consist of changes in:

(a) Stocks of outputs that are still held by the units that produced them prior to their being further processed, sold, delivered to other units or used in other ways; and

(b) Stocks of products acquired from other units that are intended to be used for intermediate consumption or for resale without further processing; they are measured by the value of the entries into inventories less the value of withdrawals and the value of any recurrent losses of goods held in inventories.

Subsidies on Production

Subsidies on production these consist of subsidies except subsidies on products which resident enterprise may receive as a consequence of engaging in production. Examples of such subsidies are subsidies on payroll and subsidies to reduce pollution.

Subsidies on Products

Subsidies on products a subsidy payable per unit of a good or service. The subsidy may be a specific amount of money per unit of quantity of a good or service, or it may be calculated *ad valorem* as a specified percentage of the price per unit of the goods or services A subsidy on products usually becomes payable when the good or service is produced, sold or imported, but it may be also payable in other circumstances such as when a good is transferred, leased, delivered or used for own consumption or own capital formation. The subsidy may be designed to influence resident enterprises' levels of production or the prices at which their outputs are sold.

SALINAN DIGITAL PENERBITAN INI BOLEH DIPEROLEH DI JABATAN PERANGKAAN MALAYSIA NEGERI SEPERTI BERIKUT:
THE DIGITAL COPY OF THIS PUBLICATION IS AVAILABLE AT THE FOLLOWING STATES DEPARTMENT OF STATISTICS, MALAYSIA:

Pengarah,
Jabatan Perangkaan Malaysia Negeri Johor,
Tingkat 14, Menara Tabung Haji,
Jalan Air Molek,
80000 Johor Bahru, Johor.
Tel : 07 - 225 3700
Faks : 07 - 224 9972
E-mel : jpjohor@dosm.gov.my

Pengarah,
Jabatan Perangkaan Malaysia Negeri Kedah,
Aras 1, Zon C, Wisma Persekutuan,
Pusat Pentadbiran Kerajaan Persekutuan,
Bandar Muadzam Shah,
06550 Anak Bukit, Alor Setar, Kedah
Tel : 04 - 700 1240
Faks : 04 - 733 8412
E-mel : jpkedah@dosm.gov.my

Pengarah,
Jabatan Perangkaan Malaysia Negeri Kelantan,
Tingkat 8, Bangunan Persekutuan,
Jalan Bayam,
15514 Kota Bharu, Kelantan.
Tel : 09 - 7419449
Faks : 09 - 7482142
E-mel : jpkelantan@dosm.gov.my

Pengarah,
Jabatan Perangkaan Malaysia Negeri Melaka,
Aras 7 & 8, Wisma Persekutuan,
Jalan MITC, Hang Tuah Jaya,
75450 Ayer Keroh, Melaka.
Tel : 06 - 252 2725
Faks : 06 - 252 2711
E-mel : jpmelaka@dosm.gov.my

Pengarah,
Jabatan Perangkaan Malaysia Negeri Sembilan,
Tingkat 12, Wisma Persekutuan,
Jalan Dato' Abdul Kadir,
70000 Seremban, Negeri Sembilan.
Tel : 06 - 765 5000
Faks : 06 - 765 5002
E-mel : jpnsembilan@dosm.gov.my

Pengarah,
Jabatan Perangkaan Malaysia Negeri Pahang,
Tingkat 7, Bangunan Persekutuan,
Jalan Gambut,
25000 Kuantan, Pahang.
Tel : 09 - 516 3931/7
Faks : 09 - 514 4636
E-mel : jppahang@dosm.gov.my

Pengarah,
Jabatan Perangkaan Malaysia Negeri Pulau Pinang,
Tingkat 6, Bangunan Persekutuan,
10400, Jalan Anson,
Pulau Pinang.
Tel : 04 - 226 6244
Faks : 04 - 229 9499
E-mel : jppulaupinang@dosm.gov.my

Pengarah,
Jabatan Perangkaan Malaysia Negeri Perak,
Tingkat 3, Blok A, Bangunan Persekutuan Ipoh,
Jalan Dato' Seri Ahmad Said (Greentown),
30450 Ipoh, Perak.
Tel : 05 - 255 4963
Faks : 05 - 255 1073
E-mel : jpperak@dosm.gov.my

Pengarah,
Jabatan Perangkaan Malaysia Negeri Perlis,
Tingkat 1, Bangunan Perodua Kangar,
No. 2, Persiaran Jubli Perak,
01000 Kangar,
Perlis
Tel : 04 - 976 7381
Faks : 04 - 976 8950
E-mel : jpperlis@dosm.gov.my

Pengarah,
Jabatan Perangkaan Malaysia Negeri Selangor,
Tingkat 9, Bangunan Darul Ehsan,
Jalan Indah, Seksyen 14,
40000 Shah Alam, Selangor
Tel : 03 - 5515 0200
Faks : 03 - 5518 0408
E-mel : jpselangor@dosm.gov.my

Pengarah,
Jabatan Perangkaan Malaysia Negeri Terengganu,
Tingkat 9, Wisma Persekutuan,
Jalan Sultan Ismail,
20200 Kuala Terengganu, Terengganu.
Tel : 09 - 622 3062
Faks : 09 - 622 9659
E-mel : jpterengganu@dosm.gov.my

Pengarah,
Jabatan Perangkaan Malaysia Negeri Sabah,
Tingkat 1-3, Blok C, Kompleks Pentadbiran
Kerajaan Persekutuan Sabah, Jalan UMS,
Beg Berkunci No. 2046, 88999 Kota Kinabalu, Sabah.
Tel : 088 - 484 602
Faks : 088 - 484 659
E-mel : jpsabah@dosm.gov.my

Pengarah,
Jabatan Perangkaan Malaysia Negeri Sarawak,
Tingkat 7 & 8, Bangunan Tun Datuk Patinggi
Tuanku Haji Bujang, Jalan Simpang Tiga,
93514 Kuching, Sarawak.
Tel : 082 - 240 287
Faks : 082 - 242 609
E-mel : jpsarawak@dosm.gov.my

Pengarah,
Jabatan Perangkaan Malaysia
Wilayah Persekutuan,
Tingkat 14 & 15, Wisma FGV,
Jalan Raja Laut,
50350 Kuala Lumpur.
Tel : 03 - 2267 2400
Faks : 03 - 2274 5075
E-mel : jpwpkl@dosm.gov.my